



**STELLAR WORKS**

**Vol. 13**



8

LETTER FROM THE CHAIRMAN

10

DESIGNERS

20

THE COLLECTION

34

PRODUCT INFORMATION

PRODUCT LIST BY COLLECTION

PRODUCT LIST BY CATEGORY

# Asian sensibility, timeless craft.

## ABOUT US

Stellar Works stands for a renaissance of refined culture and Asian aesthetics. Inspired by the long standing craft and industry of traditional cultures, it represents a commitment to bridging the gap between old and new, east and west – in attitude, form and application.

Stellar Works seeks to reintroduce past collections of classics, alongside culturally-inspired contemporary signatures. It infuses freshness into heritage and grounds innovation with enduring craftsmanship.

## IN 2012

We established Stellar Works as a way to bring ideas together: East and West, heritage and modernity, craft and industry – bringing the best of the past into the light of the present. Our aim was to inspire a renaissance in Asian aesthetics, taking the forms, styles and motifs that have characterised Japanese design across the centuries and filtering them through the lens of the European tradition to create something new and timeless.

*We bridge the gap  
Between east and west*







## LETTER FROM THE CHAIRMAN

Six years on, and our furniture collections have achieved a unique place in the global market, and can be found in private residences and prestigious hotels, restaurants and public spaces around the world. By drawing together a unique combination of heritage, craft skills and production expertise from Europe and Asia, we have created an international design brand with genuine cross-cultural resonance. Stellar Works has much to be proud of.

I believe that this bringing together of cultures is what sets us apart, both in terms of the character of our creative output and the strength of our business today. From the beginning, Stellar Works has benefited from the strategy and dynamism of Japanese operations management, the high-end craftsmanship of French furniture making and the technical proficiency of our Shanghai production team.

When we opened our purpose-built factory in Shanghai, the city was well established as an international hub for furniture production, but for many brands, its factories were centres of mass-market furniture making, dealing in low-cost, high-volume manufacture with all the efficiency of the production line, but little crafted character. A wealth of technical know-how and traditional craft skill existed, but remained untapped. We set out to change that.

The Stellar Works factory has enabled us to achieve two of the key attributes we have aimed for since the company's founding. China's favourable cost environment allows us to create pieces that offer our customers unparalleled value for money, but our approach to making ensures that everything bearing the Stellar Works name exhibits the detail and quality of the hand-guided craftsmanship that created it.

In this sense, one of the most important roles that Stellar Works plays is the preservation and nurturing of craft skills that the ease of mass production has placed under threat. Japan and France both have a great tradition of hand-making, but technological advancement and the rise in outsourcing have eroded the skills base in both countries. In Shanghai, we keep those traditions alive.

The other great benefit of our production facility is the end-to-end control it gives us over the entire production process. Because we assume complete responsibility for every stage, we can custom-create pieces with an ease which many other brands do not have access to and, more importantly, we can guarantee the sustainability of our furniture. Complete control of materials sourcing ensures complete transparency – every wood can be traced to the forest it came from, and every metal, fabric and leather can be tracked to its source. It is because of this that all our materials lead to final pieces that are simultaneously unique in aesthetic, and stringent in quality.

Our role as a preserver of the past extends beyond our production methods. The most obvious example would be our vintage lines, which keep the iconic designs of 20th-century greats, such as Vilhelm Wolherth and Carlo Forcolini, in production, with a few material updates appropriate to the modern day. But Stellar Works' signature collections too, could not exist without the aesthetic histories they pay tribute to. Look over our contemporary furniture ranges and you see glimpses of design movements from across the 20th century – a touch of Bauhaus crafted functionality or the refined simplicity of mid-century Scandinavian – often seamlessly fused into the classic forms and patterns of the Asian creative tradition. When I look at a collection such as Lunar, for example, I see the

patterns of time-honoured decorative arts from China refined into Nordic simplicity and comfort by the Danish studio Space Copenhagen.

Designs and designers like these are the creative heart of our company. Without exception, they have an instinctive understanding of the Stellar Works mission and a talent for drawing and combining creative inspiration and craft technique from multiple places and periods. It would be only too easy to end up with a product that didn't work – a clash of cultures or a conceptual mismatch – but Stellar Works' designers have a gift for harmony: they create furniture that is both an extension of an existing tradition and the expression of a new one.

We have chosen this path between the old and the new because I believe good design is timeless design. A particular style of furniture may be all the rage for a while, but if it looks tired after a decade, it's not good design – it's a passing trend. Stellar Works aims to be timeless. I would like to think that 100 years from now, our pieces will still be as contemporary and resonant as they are today and, moreover, that Stellar Works will still be crafting quality furniture that is Asian in inspiration, cross-cultural in design and international in its scope.



**Yuichiro Hori**

Chief Executive Officer and Founder  
Stellar Works Co., Ltd





# Neri&Hu

Stellar Works’ creative direction is overseen by the Neri&Hu Design and Research Office. Founded in 2004, the design practice is based in Shanghai and London and led by architects Lyndon Neri and Rossana Hu. The company’s diverse, multicultural team strives to reinvent classic craft, adding a fresh, contemporary touch to their projects and collaborations all over the world.


Neri&Hu’s interdisciplinary approach to architecture and interior, graphic and product design is rooted in context, never formulaic or conventional, and built around a commitment to creating forms with meaning. The studio’s work has earned a host of awards internationally, including the Winner of The Blueprint Award for Design 2019 and The PLAN Award 2018, they are named EDIDA Designers of the Year 2017, Interior Designers of the Year of ICONIC Awards 2017 by German Design Council, Maison&Objet Asia Designers of The Year 2015, Wallpaper\* Designer of The Year 2014. They were the winner of 2014 World Architectural Festival.



# BassamFellows

BassamFellows is a furniture & design house renowned for its exceptional craftsmanship, distinctive creativity and character. Founded in 2003 by Australian architect Craig Bassam and American creative director Scott Fellows, the studio practices a philosophy of “total design”, a multidisciplinary approach to design and architecture that considers form and the whole environment at every scale.

In addition to numerous designs under their namesake label, BassamFellows has created furniture pieces for some of the world’s most recognizable brands such as Herman Miller, Geiger, Starbucks Reserve Roastery, Bally and McGuire.



# Carlo Forcolini


Over the course of a career spanning more than 40 years, Carlo Forcolini has designed more than 100 objects and furniture pieces for some of the most prestigious brands in Italy. Trained by the masters of Italian design, he co-founded the acclaimed design firm Alias in 1979. Steeped in references to art, literature and cinema, his work is both iconic and functional. Each piece has a story and a raison d’être – embodying an approach to design drawn from a fascination with dreams, mystery and the unknowable. Forcolini is currently the vice-chairman of the Istituto Europeo di Design and lives and works in Milan



# Hallgeir Homstvedt

Born in Norway, Hallgeir Homstvedt holds a BA in Industrial Design from Newcastle University in Australia. After graduating in 2006 he started working for the acclaimed design studio Norway Says before founding his own studio Homstvedt Design in 2009. His works have been exhibited in London, Tokyo, Oslo, New York and Milan, and his clients include some of the premier brands in the furniture industry. He has picked up several awards over the years, including Designer of the Year by Bo Bedre magazine in 2017.





## Jens Risom

An acclaimed designer, Jens Risom studied at Niels Brock Copenhagen Business College as well as The School of Arts and Crafts in Copenhagen, along with Hans J. Wegner and Børge Mogensen, where he studied Industrial arts and design.

Jens Risom emigrated to New York In 1939 and after success designing the majority of Hans Knoll's first furniture collection, he established his own design company. Jens Risom Design Inc. grew to be one of the three largest furniture companies in America, with offices spanning to Argentina, England and Australia. His designs continue to inspire many today and his legacy remains strongly present in the design world.



## Luca Nichetto

In 1999, Nichetto began his professional career with Murano-based glass maker Salviati, later becoming a product designer and consultant for lighting company Foscarini. In 2006, he founded his eponymous practice in Venice. In 2011 he moved to Stockholm, Sweden, to open a second studio and he continues to live in and work from this city. Over the course of his career, Nichetto has served as art director for many international design brands and he has developed an in-depth knowledge of the design industry. He has lectured and led workshops at various universities, including serving as a professor of design at the Università Iuav di Venezia, as well as sitting on juries for assorted international design competitions. Nichetto's work has been exhibited worldwide and has been the subject of retrospectives in cities such as Venice, London, Paris and Stockholm. He has been awarded numerous international design awards for his highly researched, innovative design projects, which range across products, furniture and accessories, as well as incorporating architecture and exhibition design.



## Jun Aizaki (Crème)

Founded by Jun Aizaki, Crème is a multidisciplinary design firm based in the vibrant neighborhood of Williamsburg, Brooklyn. The studio is collaboration of dynamic, international designers that work around the idea that all design challenges require the same problem solving approach. Crème tackles a chair, a restaurant or a building, the same way they would approach a logo or a street block.

Crème has developed a contemporary wood and steel chair inspired by the traditional Windsor form. By exchanging the traditional wooden spindles and stretcher of the Windsor back with steel, Crème has produced a new chair that feels both contemporary and traditional at once. This exchange suggests the new life and design that can be breathed in to used or well-worn objects and furnishings. Aside from the tradition spindle back, Crème has designed several other backs that can be substituted in to fit any design. Custom backs, multiple wood species and steel finishes are available.



## Michele De Lucchi

'Architect. Michele De Lucchi was a prominent figure in movements like Alchimia and Memphis. He has designed furniture for the most known Italian and European companies. For Olivetti he has been Director of Design from 1988 to 2002. He realized architectural projects in Italy and abroad, including cultural, corporate, industrial and residential buildings. For Deutsche Bank, Deutsche Bundesbahn, Enel, Poste Italiane, Hera, Intesa Sanpaolo, UniCredit and at other Italian and foreign banks he has designed working environments and corporate image. He developed important hospitality projects in Tbilisi (Georgia), Beijing (China), Rokko-san (Japan) and various part of Italy. He has planned buildings for museums as the Triennale di Milano, the Palazzo delle Esposizioni in Rome, the Neues Museum in Berlin and the Gallerie d'Italia in Milan.

In 2000 he was appointed Officer of Italian Republic by President Ciampi. In 2001 he has been nominated Professor at the IUAV in Venice. In 2006 he received the Honorary Doctorate from Kingston University. In 2008 he has been nominated Professor at the Design Faculty of the Politecnico di Milano and Member of the Accademia Nazionale di San Luca in Rome. During 2018 Michele De Lucchi was editor in chief of the new "Domus" magazine.



# Nendo

Chief Designer and Founder of nendo.

Oki was born in 1977 in Canada and received M.Arch. from Waseda University in 2002. Establishing design studio “nendo” upon his graduation, Oki has been designing in various fields- from small stationary to large public architecture. Oki has been chosen by Newsweek magazine as one of “The 100 Most Respected Japanese” in 2002 and won EDIDA “Designer of the Year” in 2012. Nendo designs can be found in the Museum of Modern Art in New York, as well as Musée des Arts décoratifs and Centre Pompidou in Paris.



# Nic Graham

Australian interior designer Nic Graham has headed his own design practice in Sydney since 1999, working on projects spanning the residential, commercial and hospitality sectors.

Through their work across the Asia-Pacific region, Graham and his small team of architects, technical craftsmen and landscape designers have developed a reputation for their interdisciplinary skill set and holistic approach. Their designs are contemporary, often drawing on retro inspiration to incorporate a sense of warmth and comfort – a ‘soft’ take on modernism.



# OEO Studio

OEO Studio was founded in 2003 and is based in Copenhagen, Denmark, with a project office in Tokyo. OEO Studio has created award-winning designs for a broad spectre of discerning clients, from furniture and interiors for Michelin-starred restaurants to aspirational objects that have earned their place in the permanent collections of the Victoria and Albert Museum in London, at the Cooper Hewitt Smithsonian Design Museum in New York and at the Musée des Arts Décoratifs in Paris.

OEO Studio has established a distinct aesthetic that encompasses a unified approach to retail, hospitality, furniture-making and beyond. Each project is enhanced by the inherent warmth of the natural materials, which are often applied in novel and unexpected ways inspired and framed by their cultural context to offer a compelling sense of minimalism. Signature to the approach at OEO Studio is their exquisite level of bespoke design created with meticulous attention to detail.



# Sebastian Herkner

Sebastian Herkner (born 1981) studied Product Design at HfG Offenbach University of Art and Design. During his studies he began to focus on designing objects and furniture, honing his keen sense for materials, colors and textures. For a short while he then worked for Stella McCartney in London. In the year 2006 Sebastian Herkner founded his own studio. Since that time, he has designed furniture, lamps and smaller items for manufacturers such as Ames, and Tradition, Cappellini, ClassiCon, Dedon, Ex.t, Fontana Arte, Gubi, Linteloo, Moroso, Pulpo, Rosenthal, Schramm Werkstätten, Thonet, Wittmann and Zanotta. Herkner also realizes interior architecture projects and museum and exhibition design. His works have won numerous accolades – among others the IF Award, the Iconic Award and the Elle Deco International Design Award (EDIDA). As Guest of Honor to imm cologne 2016, Sebastian Herkner provided the design for “Das Haus”. Maison&Objet has elected him 2019 “Designer of the Year”.





## Space Copenhagen

Established in 2005 by Signe Bindslev Henriksen and Peter Bundgaard Rützou, Space Copenhagen is a design studio works across multiple disciplines from furniture, lighting and refined objects, to art installations, art direction and interior design for private homes, hotels and restaurants all over the world.

We call our approach Poetic Modernism.

The ambition is to forge new paths by balancing opposites — classic and modern, industrial and organic, sculptural and minimal, light and shade, duality and contrast. Curiosity as a fundamental human condition.

The studio's intuitive approach embodies designs that are distinctively shaped by the given circumstances, functional needs, and a fundamental interest in human behavior. It is a sense of and belief in slow aesthetic that centers quality and longevity.



## Tom Fereday

Tom Fereday develops products based on the principle of honest design, conveying a design process which celebrates the materials and manufacturing processes behind furniture and products, to design from the inside out. By using the materials and environment as a positive design constraint he guides intelligent and thoughtful design outcomes which connect with people through natural materials, tactile finishes and unique design. He strives to create enduring designs which are meaningful to people and their environment.

Born in Australia, Tom Fereday grew up in England studying at the Wimbledon School of Art before moving to Sydney to complete an honors degree in Industrial Design at the University of Technology Sydney. Working across Europe and Australia, Tom Fereday went on to found his sole practice in 2012.



## Vilhelm Wohlert

A prolific architect and designer, Vilhelm Wohlert (1920–2007) trained, and later taught, at the Royal Academy of Fine Arts in Copenhagen. Alongside his work designing and restoring churches and royal castles, he is especially celebrated for the design of the Louisiana Museum of Modern Art in Humbaek, Denmark, to which he and his partner Jørgen Bo devoted more than 30 years.

Wohlert's furniture and lighting have become design icons, thanks to the way they often employ structural elements to create sculptural effects. He was inducted into the Order of the Dannebrog in recognition of his contribution to the Danish design tradition.



## Yabu Pushelberg

Serendipitously brought together in 1980 by a shared hunt for a studio space, George Yabu and Glenn Pushelberg have created a globally renowned collaborative interior architecture and design practice driven by curiosity, experimentation and attention to detail.

From its studios in New York and Toronto, Yabu Pushelberg brings together innovative materials, talented artisans and a trend-transcending approach that has firmly established the practice as an international creative leader, celebrated for the personality and emotional resonance of the designs it produces.





STAY Dining Chair | Dining Table | MUN Pendant Large | ARITA Vessels











AYA Dining Armchair | Dining Table | MÜN Floor Lamp | ARITA Vessels









PRODUCT LIST BY COLLECTION

Furniture

ARC by Hallgeir Homstvedt	038
ATELIER by Space Copenhagen	044
AYA by OEO Studio	050
BLEND by Nendo	054
BLINK by Yabu Pushelberg	058
BUND by Neri&Hu	068
CABINET OF CURIOSITY by Neri&Hu	072
CARLO by Carlo Forcolini	074
CRAWFORD by Tom Fereday	076
DAWN by Space Copenhagen	086
DISCIPLINE by Neri&Hu	090
DOWRY by Neri&Hu	094
EXCHANGE by Jun Aizaki - CRÈME	098
FLOAT by Michele De Lucchi	104
FREJA by Space Copenhagen	112
HOST by Sebastian Herkner	116
INFINITY by Space Copenhagen	120
INDUSTRY by Neri&Hu	126
JAMES by Yabu Pushelberg	130
JOURNEY by Space Copenhagen	134
KITE by Nendo	138
LAVAL by OEO Studio	142
LUNAR by Space Copenhagen	144
MANDARIN by Neri&Hu	152
MING by Neri&Hu	156
ORI by Hallgeir Homstvedt	158
PAGODA by BassamFellows	160
QT/CHILLAX by Nic Graham	164
RÉN by Space Copenhagen	168
RISOM by Jens Risom	176
SEITON by OEO Studio	184
SLOW by Space Copenhagen	190
STACK by Neri&Hu	198
STAY by Michele De Lucchi	200
SW by OEO Studio	204
TAYLOR by Yabu Pushelberg	208
UTILITY by Neri&Hu	212
WOHLERT by Vilhelm Wohlert	224

Lighting

EVERYDAY by Neri&Hu	230
HARO by Space Copenhagen	232
KYOTO LAMP by OEO Studio	236
MŪN by OEO Studio	238
YAMA by Space Copenhagen	244
SPACE INVADERS by Luca Nichetto	246

Accessories

ARITA by Neri&Hu	252
FRAME by Nendo	256
WALL by Space Copenhagen	260
LINEN	264



# Arc

by Hallgeir Homstvedt

The Arc collection is a response to the modern work situation, which the designer wanted it to provide the shelter and remind people of home. The designer gave this collection a distinct character and made it stand out from typical contract furniture. The soft silhouette of the sofa strengthens the instantly recognizable character. A thick seam sweeps along the edge of the sofa, like a barrier between the strict and straight outside shape, and the softer sculpted inside. With embracing curves and intricate upholstery details, the Arc collection has a gentle character that makes it the perfect for both retail and soft contract market.

## Arc Highback Lounge Chair

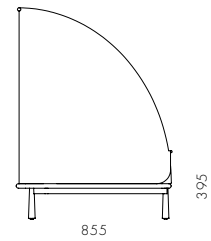
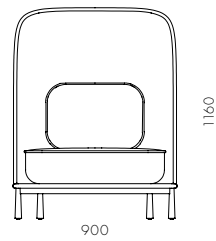


### CODE & MATERIALS

AR-S121  
Wood veneer base, Steel black powder coat matt leg, Upholstery

### DIMENSIONS

W900 x D855 x H1160mm  
Seating height: 395mm



## Arc Lounge Chair

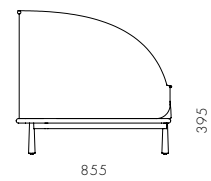
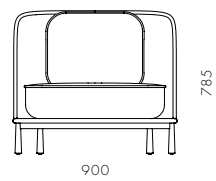


### CODE & MATERIALS

AR-S111  
Wood veneer base, Steel black powder coat matt leg, Upholstery

### DIMENSIONS

W900 x D855 x H785mm  
Seating height: 395mm







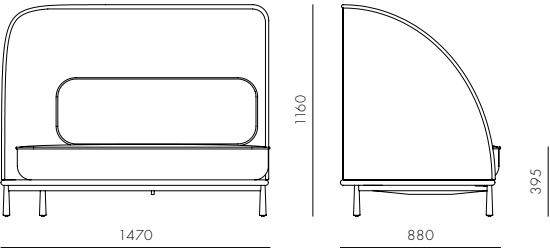


Arc Sofa Highback Love Seat L



**CODE & MATERIALS**  
AR-S410-L  
Wood veneer base, Steel black powder coat matt leg, Upholstery

**DIMENSIONS**  
W1470 x D880 x H1160mm  
Seating height: 395mm

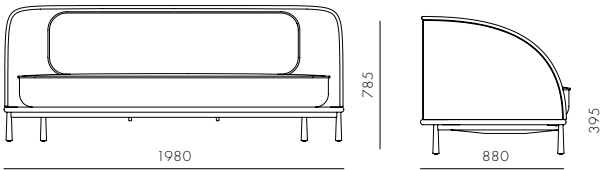


Arc Sofa Three Seater



**CODE & MATERIALS**  
AR-S420  
Wood veneer base, Steel black powder coat matt leg, Upholstery

**DIMENSIONS**  
W1980 x D880 x H785mm  
Seating height: 395mm

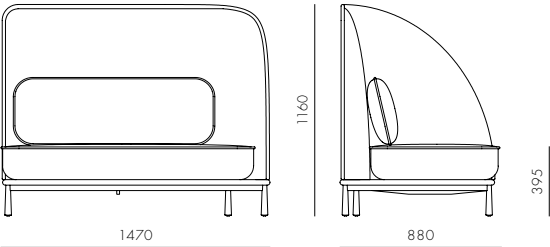


Arc Sofa Highback Love Seat R



**CODE & MATERIALS**  
AR-S410-R  
Wood veneer base, Steel black powder coat matt leg, Upholstery

**DIMENSIONS**  
W1470 x D880 x H1160mm  
Seating height: 395mm

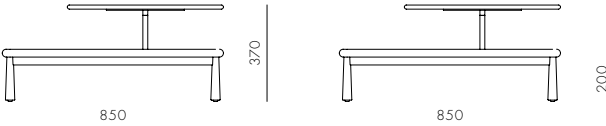


Arc Coffee Table



**CODE & MATERIALS**  
ART210  
Wood veneer top, Steel black powder coat matt, Stone top

**DIMENSIONS**  
W850 x D850 x H370mm

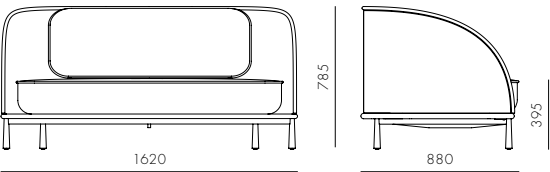


Arc Sofa Love Seat



**CODE & MATERIALS**  
AR-S430  
Wood veneer base, Steel black powder coat matt leg, Upholstery

**DIMENSIONS**  
W1620 x D880 x H785mm  
Seating height: 395mm

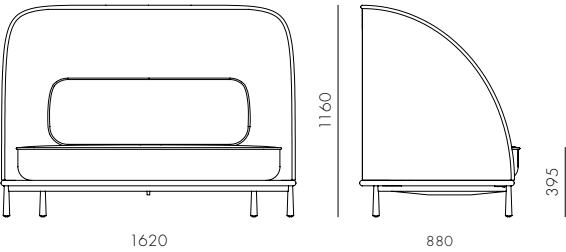


Arc Sofa Highback Love Seat



**CODE & MATERIALS**  
AR-S410  
Wood veneer base, Steel black powder coat matt leg, Upholstery

**DIMENSIONS**  
W1620 x D880 x H1160mm  
Seating height: 395mm



# Atelier

by Space Copenhagen

The Atelier Modular Sofa is an exercise in simplicity and casual elegance. The sofa is all about upholstery and refined sartorial detailing, high quality linen with a soft and generous touch, - inviting to relax and lounge.

The Atelier Sofa has an added depth for lounging in a Private Residence and endless combinations of the 5 Modules enables it to adapt to changing needs and conditions. The quiet, serene aesthetic makes it very easy to combine with other furniture of more complex nature and different materials. The deep armrest acts as a soft side table for a book, a pair of glasses or a telephone.

Even though The Atelier Sofa has a clean and sophisticated look, - it is meant to be very functional and easy to maintain, - it has removable covers, which can be dry cleaned if needed. The soft and plump cushions can be moved around to enhance malleable comfort sitting or lounging.

## Atelier Center-Skirt

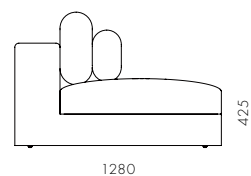
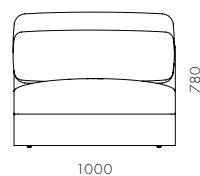


### CODE & MATERIALS

AT-S410  
Solid wood and plywood frame,  
Upholstery

### DIMENSIONS

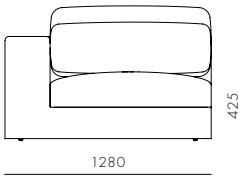
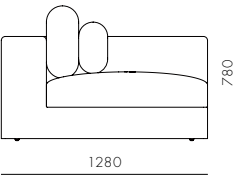
W1000 x D1280 x H780mm  
Seating height: 425mm



Atelier Corner-Skirt

**CODE & MATERIALS**  
AT-S420  
Solid wood and plywood frame,  
Upholstery

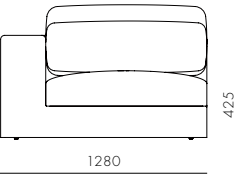
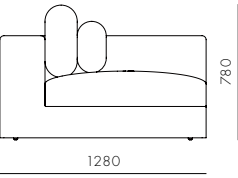
**DIMENSIONS**  
W1280 x D1280 x H780mm  
Seating height: 425mm



Atelier Corner-Leg

**CODE & MATERIALS**  
AT-S421  
Solid wood and plywood frame,  
Upholstery

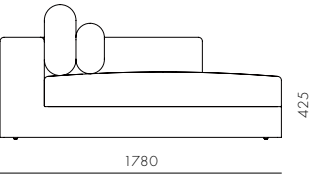
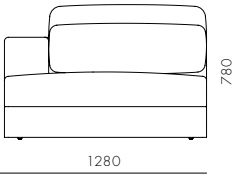
**DIMENSIONS**  
W1280 x D1280 x H780mm  
Seating height: 425mm



Atelier Chaise Lounge L / R-Skirt

**CODE & MATERIALS**  
AT-S430-L  
AT-S430-R  
Solid wood and plywood frame,  
Upholstery

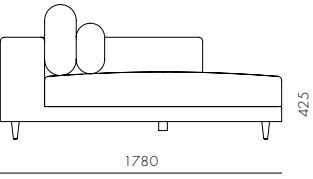
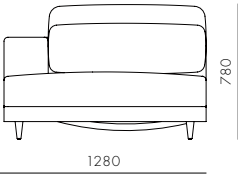
**DIMENSIONS**  
W1280 x D1780 x H780mm  
Seating height: 425mm



Atelier Chaise Lounge L / R-Leg

**CODE & MATERIALS**  
AT-S431-L  
AT-S431-R  
Solid wood and plywood frame,  
Upholstery

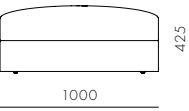
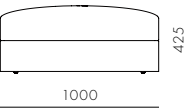
**DIMENSIONS**  
W1280 x D1780 x H780mm  
Seating height: 425mm



Atelier Ottoman-Skirt

**CODE & MATERIALS**  
AT-S510  
Solid wood and plywood frame,  
Upholstery

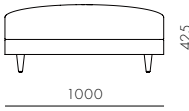
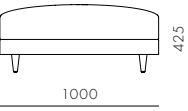
**DIMENSIONS**  
W1000 x D1000 x H425mm  
Seating height: 425mm



Atelier Ottoman-Leg

**CODE & MATERIALS**  
AT-S511  
Solid wood and plywood frame,  
Upholstery

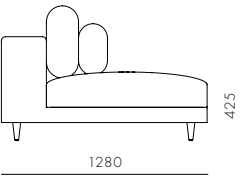
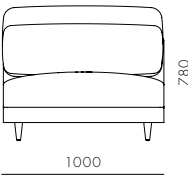
**DIMENSIONS**  
W1000 x D1000 x H425mm  
Seating height: 425mm



Atelier Center-Leg

**CODE & MATERIALS**  
AT-S411  
Solid wood and plywood frame,  
Upholstery

**DIMENSIONS**  
W1000 x D1280 x H780mm  
Seating height: 425mm







# Aya

by OEO Studio

Aya is an onomatopoeia – a word that mimics a phonetical sound. A poetic name as soft and sophisticated as the design itself. The collection design language is an elaboration of the encounter between Asian and Scandinavian design.

Aya is minimal yet highly complex and every detail has been careful orchestrated, from the small wooden joints and angles to the stitching and seating comfort.

The elegant light wooden frame is deeply inspired by Asian culture and design, and effortlessly carries the soft and embracing shell and seat.

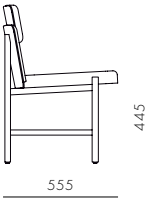
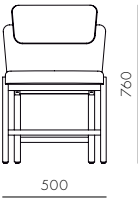
The result is a full range of Aya furniture for the perfect dining and socialising setting. Comfort and sturdy durability lie at its core, which is complimented by the elegant appearance. The first Aya collection drop comprises a fully upholstered dining chair with armrest, a dining chair without armrests, and two dimensions of dining tables: 1,800 cm and 2,400 cm in length. The design of the tables mirrors the structure and details of the chair frame.

## Aya Dining Chair



**CODE & MATERIALS**  
AY-S210  
Solid wood frame, Upholstery

**DIMENSIONS**  
W500 x D555 x H760mm  
Seating height: 445mm

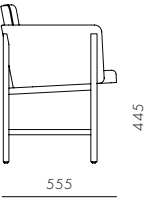
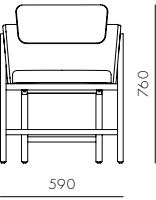


## Aya Dining Armchair



**CODE & MATERIALS**  
AY-S211  
Solid wood frame, Upholstery

**DIMENSIONS**  
W590 x D555 x H760mm  
Seating height: 445mm

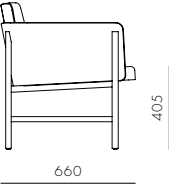
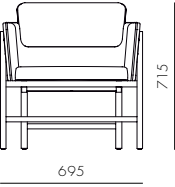


## Aya Lounge Chair



**CODE & MATERIALS**  
AY-S111  
Solid wood frame, Upholstery

**DIMENSIONS**  
W695 x D660 x H715mm  
Seating height: 405mm

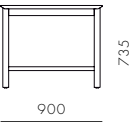


## Aya Dining Table W1800



**CODE & MATERIALS**  
AY-T410-1800  
Solid wood frame, Wood veneer top, Blackened stainless steel

**DIMENSIONS**  
W1800 x D900 x H735mm

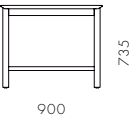


## Aya Dining Table W2400



**CODE & MATERIALS**  
AY-T410-2400  
Solid wood frame, Wood veneer top, Blackened stainless steel

**DIMENSIONS**  
W2400 x D900 x H735mm





# Blend

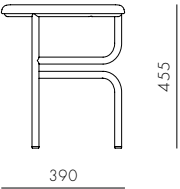
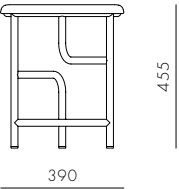
by Nendo

A three-legged bar stool with three crossbars was the base design, but as two of the crossbars melt away in the middle, the bars, initially tasked with horizontally connecting the legs, instead turn perpendicular to support the seat and a leg. A lone crossbar remains, acting as a footrest. This slight structural change utterly transforms the direction of force and how it is applied, becoming the stool's major feature. 5 variations are available, including short stools, those with a leg seemingly extended up into a backrest, and those with upholstered seats.

## Blend Stool W

**CODE & MATERIALS**  
BD-S620-WD  
Steel black powder coat matt  
frame, Solid wood seat

**DIMENSIONS**  
Φ390 x H455mm  
Seating height: 455mm





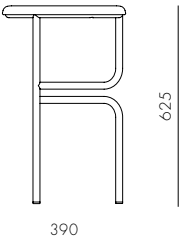
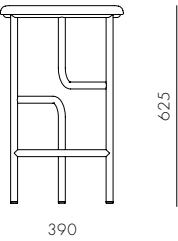


Blend Stool High



**CODE & MATERIALS**  
BD-S610-H  
Steel black powder coat matt  
frame, Solid wood seat

**DIMENSIONS**  
Φ390 x H625mm Seating  
height: 625mm

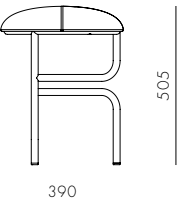
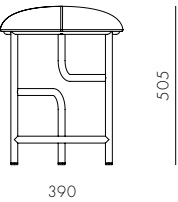


Blend Stool U



**CODE & MATERIALS**  
BD-S620-UP  
Steel black powder coat matt  
frame, Upholstered seat

**DIMENSIONS**  
Φ390 x H505mm  
Seating height: 505mm

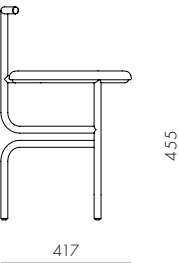
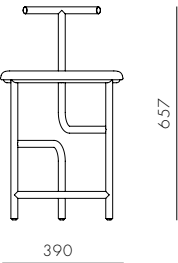


Blend Chair W



**CODE & MATERIALS**  
BD-S210-WD  
Steel black powder coat matt  
frame, Solid wood seat

**DIMENSIONS**  
W390 x D417 x H657 mm  
Seating height: 455mm

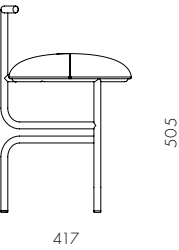
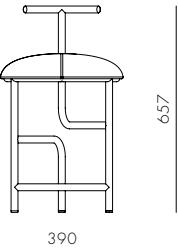


Blend Chair U



**CODE & MATERIALS**  
BD-S210-UP  
Steel black powder coat matt  
frame, Upholstered seat

**DIMENSIONS**  
W390 x D417 x H657mm  
Seating height: 505mm





# Blink

by Yabu Pushelberg

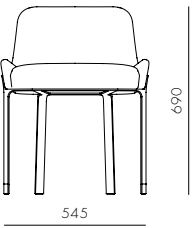
Compact in profile and scale, this light, playful and sculptural collection lends itself to both residential and commercial applications. Though Blink has a distinct personality and distilled modernist quality, pieces from this collection can coexist or live independently amongst other styles. The materials have been selected to create considered contrasts from texture to texture and surface to surface.

## Blink Dining Chair



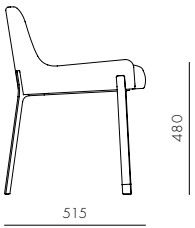
### CODE & MATERIALS

BL-S210  
Stainless steel hairline gold,  
Steel black powder coat  
sand burst, Upholstery



### DIMENSIONS

W545 x D515 x H690mm  
Seating height: 480mm

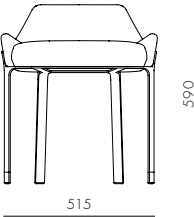


## Blink Vanity Stool SH470



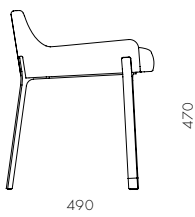
### CODE & MATERIALS

BL-S610-470  
Stainless steel hairline gold,  
Steel black powder coat  
sand burst, Upholstery



### DIMENSIONS

W515 x D490 x H590mm  
Seating height: 470mm



Blink Counter Stool SH610

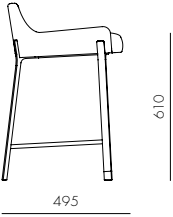
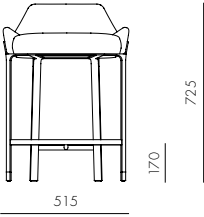


CODE & MATERIALS

BL-S610-610  
Stainless steel hairline gold,  
Steel black powder coat  
sand burst, Upholstery

DIMENSIONS

W515 x D495 x H725mm  
Seating height: 610mm



Blink Bar Stool SH750

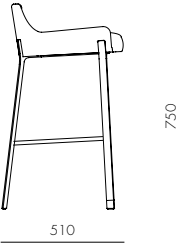
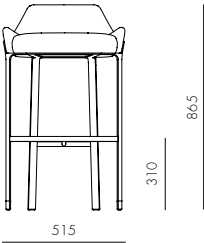


CODE & MATERIALS

BL-S610-750  
Stainless steel hairline gold,  
Steel black powder coat  
sand burst, Upholstery

DIMENSIONS

W515 x D510 x H865mm  
Seating height: 750mm



Blink Lounge Chair

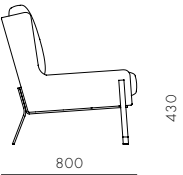
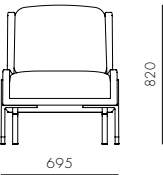


CODE & MATERIALS

BL-S410  
Stainless steel hairline gold,  
Steel black powder coat  
sand burst, Upholstery

DIMENSIONS

W695 x D800 x H820mm  
Seating height: 430mm



Blink Sofa Two Seater

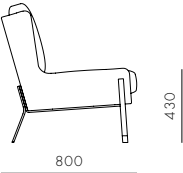
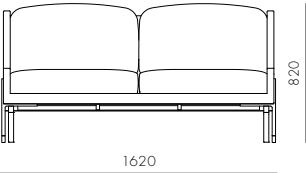


CODE & MATERIALS

BL-S420  
Stainless steel hairline gold,  
Steel black powder coat  
sand burst, Upholstery

DIMENSIONS

W1620 x D800 x H820mm  
Seating height: 430mm



Blink Sofa Three Seater

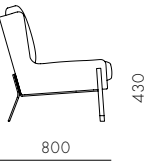
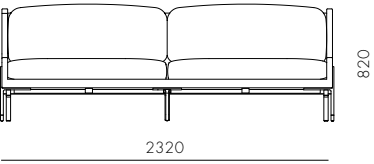


CODE & MATERIALS

BL-S430  
Stainless steel hairline gold,  
Steel black powder coat  
sand burst, Upholstery

DIMENSIONS

W2320 x D800 x H820mm  
Seating height: 430mm



Blink Side Table - Wood Top

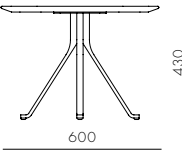
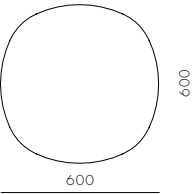


CODE & MATERIALS

BL-T110-600-WD  
Wood veneer top, Steel black  
powder coat sand burst

DIMENSIONS

W600 x D600 x H430mm



Blink Side Table - Stone Top

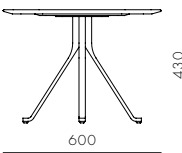
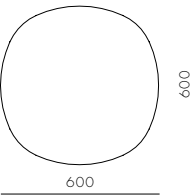


CODE & MATERIALS

BL-T110-600-ST  
Stone top, Steel black  
powder coat sand burst

DIMENSIONS

W600 x D600 x H430mm



Blink Coffee Table - Wood Top

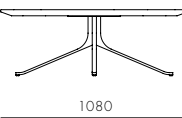
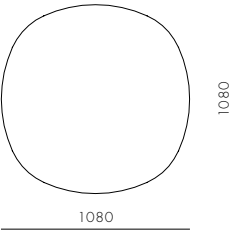


CODE & MATERIALS

BL-T210-1080-WD  
Wood veneer top, Steel black  
powder coat sand burst

DIMENSIONS

W1080 x D1080 x H380mm



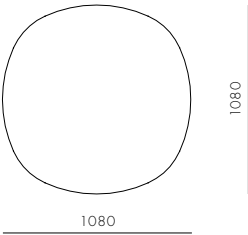




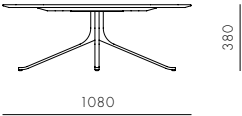
Blink Coffee Table - Stone Top



**CODE & MATERIALS**  
BL-T210-1080-ST  
Stone top, Steel black  
powder coat sand brust



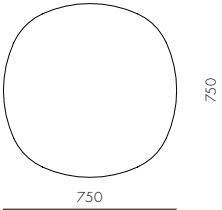
**DIMENSIONS**  
W1080 x D1080 x H380mm



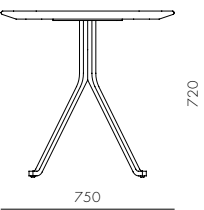
Blink Café Table - Wood Top



**CODE & MATERIALS**  
BL-T310-750-WD  
Wood veneer top, Steel black  
powder coat sand brust



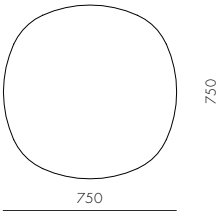
**DIMENSIONS**  
W750 x D750 x H720mm



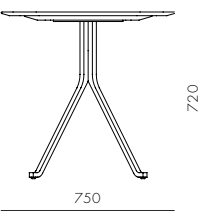
Blink Café Table - Stone Top



**CODE & MATERIALS**  
BL-T310-750-ST  
Stone top, Steel black  
powder coat sand brust



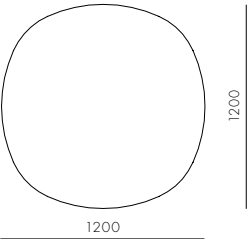
**DIMENSIONS**  
W750 x D750 x H720mm



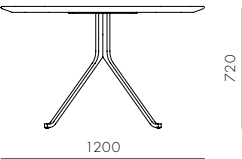
Blink Dining Table - Wood Top



**CODE & MATERIALS**  
BL-T410-1200-WD  
Wood veneer top, Steel black  
powder coat sand brust



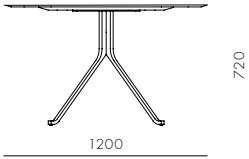
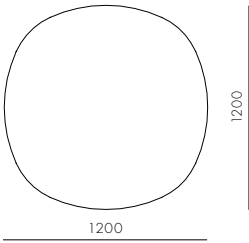
**DIMENSIONS**  
W1200 x D1200 x H720mm



Blink Dining Table - Stone Top

**CODE & MATERIALS**  
BL-T410-1200-ST  
Stone top, Steel black  
powder coat sand brust

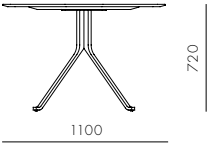
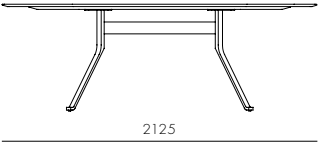
**DIMENSIONS**  
W1200 x D1200 x H720mm



Blink Oval Dining Table - Stone Top

**CODE & MATERIALS**  
BL-T420-2125-ST  
Stone top, Steel black  
powder coat sand brust

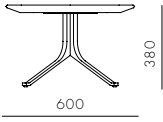

**DIMENSIONS**  
W2125 x D1100 x H720mm



Blink Oval Coffee Table - Wood Top

**CODE & MATERIALS**  
BL-T220-1775-WD  
Wood veneer top, Steel black  
powder coat sand brust

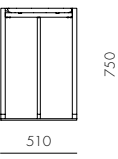
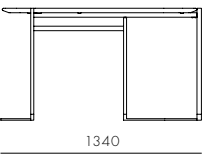
**DIMENSIONS**  
W1775 x D600 x H380mm



Blink Console

**CODE & MATERIALS**  
BL-T710  
Wood veneer top, Stainless  
steel hairline gold, Steel black  
powder coat sand brust

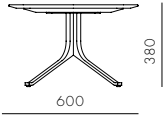

**DIMENSIONS**  
W1340 x D510 x H750mm



Blink Oval Coffee Table - Stone Top

**CODE & MATERIALS**  
BL-T220-1775-ST  
Stone top, Steel black  
powder coat sand brust

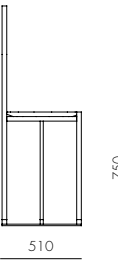
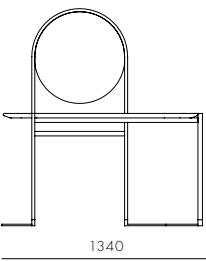
**DIMENSIONS**  
W1775 x D600 x H380mm



Blink Vanity

**CODE & MATERIALS**  
BL-T720  
Wood veneer top, Stainless  
steel hairline gold, Steel black  
powder coat sand brust, Mirror

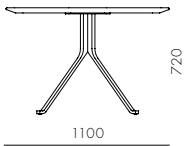
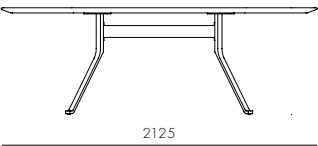
**DIMENSIONS**  
W1340 x D510 x H1450mm



Blink Oval Dining Table - Wood Top

**CODE & MATERIALS**  
BL-T420-2125-WD  
Wood veneer top, Steel black  
powder coat sand brust

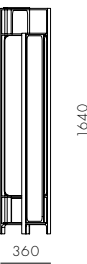
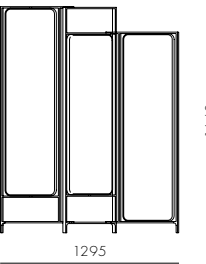
**DIMENSIONS**  
W2125 x D1100 x H720mm



Blink Screen

**CODE & MATERIALS**  
BL-SC110  
Wood veneer panels, Mirror, Steel  
black powder coat sand brust

**DIMENSIONS**  
W1295 x D360 x H1640mm







# Bund

by Neri&Hu

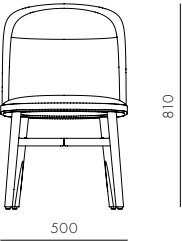
Inspired by the Bund, a lasting symbol of Shanghai’s past, present, and future, this series combines elements not only from its industrial origins, but also from its splendid colonial history. The soft curves and rich fabric finishes, as well as the wooden legs, pay homage to the Art Deco style which is permanently ingrained in the DNA of the city.

## Bund Dining Chair



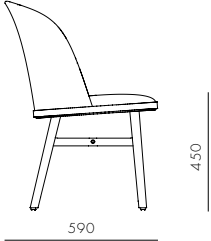
### CODE & MATERIALS

BU-S210  
Stainless steel hairline aged gold,  
Solid wood frame, Upholstered  
moulded foam frame, Upholstered seat



### DIMENSIONS

W500 x D590 x H810mm  
Seating height: 450mm

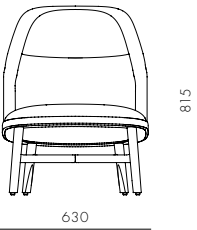


## Bund Lounge Chair



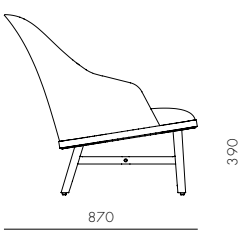
### CODE & MATERIALS

BU-S111  
Stainless steel hairline aged gold,  
Solid wood frame, Upholstered  
moulded foam frame, Upholstered seat



### DIMENSIONS

W630 x D870 x H815mm  
Seating height: 390mm





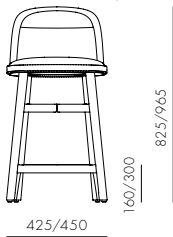


**Bund Bar Chair SH610 / SH750**



**CODE & MATERIALS**

BU-S310-610  
BU-S310-750  
Stainless steel hairline aged gold, Solid wood frame, Upholstered moulded foam frame, Upholstered seat



**DIMENSIONS**

W425 x D465 x H825mm  
W450 x D470 x H965mm  
Seating height: 610/750mm

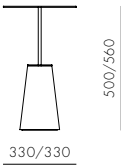
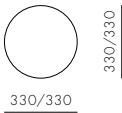


**Bund Side Table H500 / H560**



**CODE & MATERIALS**

BU-T110-500  
BU-T110-560  
Stainless steel hairline aged gold, Marble base





# Cabinet of Curiosity

by Neri&Hu

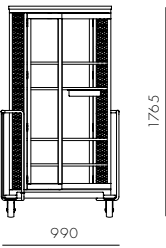
‘secrets &.’ by Neri&Hu is the first edition of A Cabinet of Curiosity, an ongoing series to be launched in subsequent years, slowly peeling away the hidden to finally satisfy the curiosity in all of us. The wooden cabinet with glass doors rests on a metal trolley inspired by scenes from a ceramic factory, before the cart enters the fiery furnace. The furnace represents trials and tribulations we all encounter in life, from which we offer up sweat and tears, pain and pleasure. Yet it is through the burning of these sins and secrets that we walk out white as snow. Secrets revealed. Or secrets concealed. That is up to us.

## Cabinet of Curiosity Read



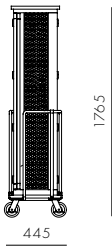
### CODE & MATERIALS

COC-C100  
Stainless steel hairline gold,  
Steel black powder coat sand  
brust, Solid walnut frame, Wood  
veneer panels, Tempered glass



### DIMENSIONS

W990 x D445 x H1765mm

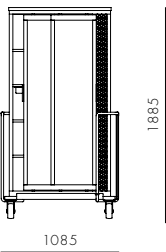


## Cabinet of Curiosity Dress



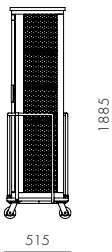
### CODE & MATERIALS

COC-C120  
Stainless steel hairline gold,  
Steel black powder coat sand  
brust, Solid walnut frame, Wood  
veneer panels, Tempered glass



### DIMENSIONS

W1085 x D515 x H1885mm



# Carlo

by Carlo Forcolini

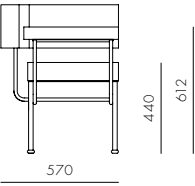
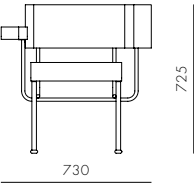
Stellar Works Carlo collection gathers together some of the greatest and most influential designs of a 20th-century Italian master: Carlo Forcolini. His bold, playful and unstintingly imaginative approach resulted in a succession of attention-grabbing chairs and stools that make use of strong geometric shapes and colours – together with a touch of humour. Alongside influential 1980s seating such as the Cotton Club and ‘smiling’ Alien chairs, the Carlo collection includes Forcolini’s self-supporting bookcase Ran Library, inspired by temple doors in China and Japan.

## Cotton Club Lounge Chair (1988)



**CODE & MATERIALS**  
CF-S111  
Steel black powder coat  
matt, Upholstery

**DIMENSIONS**  
W730 x D570 x H725mm  
Seating height: 440mm

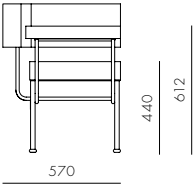



## Cotton Club Lounge Chair Two Seater (1988)



**CODE & MATERIALS**  
CF-S121  
Steel black powder coat  
matt, Upholstery

**DIMENSIONS**  
W1395 x D570 x H725mm  
Seating height: 440mm

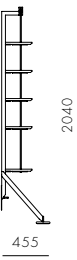
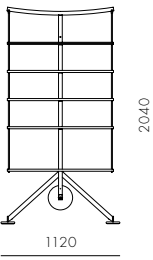


## Ran Library (1982)



**CODE & MATERIALS**  
CF-SF110  
Steel black powder coat matt,  
Wood veneer shelves

**DIMENSIONS**  
W1120 x D455 x H2040mm





# Crawford

by Tom Fereday

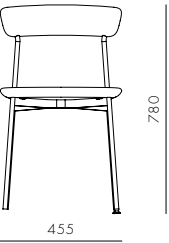
The Crawford Collection is comprised of a sofa, bed, tables and a dining chair. Following Stellar Works' ethos, the collection was developed on the principle of honest design that celebrates Asian sensibilities, whilst reinterpreting them for an international audience. The collection also represents a fusion of cultures that celebrates the growing design movement in the Asia Pacific region, as championed by Lane Crawford. Tom Fereday's designs utilise natural materials, tactile finishes and subtle, yet elegant details.

## Crawford Dining Chair U



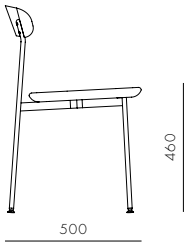
### CODE & MATERIALS

CR-S210-UP  
Powder coated steel frame,  
Upholstered seat,  
Solid wood back



### DIMENSIONS

W455 x D500 x H780mm  
Seating height: 460mm

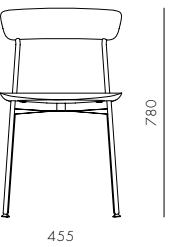


## Crawford Dining Chair W



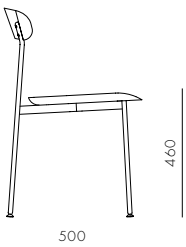
### CODE & MATERIALS

CR-S210-WD  
Steel black powder coat matt,  
Solid wood seat and back



### DIMENSIONS

W455 x D500 x H780mm  
Seating height: 460mm

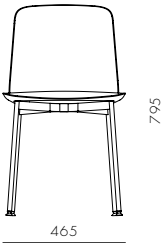




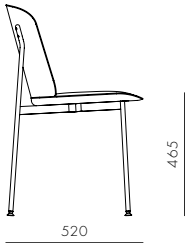
Crawford Soft Dining Chair



**CODE & MATERIALS**  
CR-S220  
Steel black powder coat matt,  
Upholstered seat and back



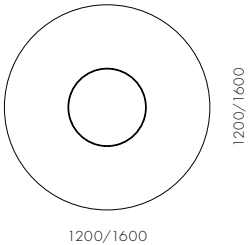
**DIMENSIONS**  
W465 x D520 x H795mm  
Seating height: 465mm



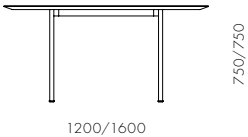
Crawford Dining Table 2 C1200 / C1600



**CODE & MATERIALS**  
CR-T420-1200  
CR-T420-1600  
Steel black powder coat  
matt, Wood veneer top,  
Stainless steel brass ring



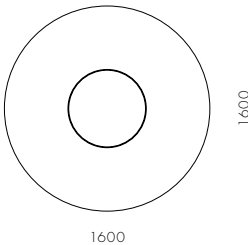
**DIMENSIONS**  
Φ1200 x H750mm  
Φ1600 x H750mm



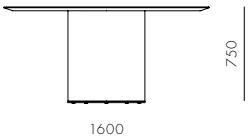
Crawford Dining Table 1 C1600



**CODE & MATERIALS**  
CRT410-1600  
Stainless steel hairline brass,  
Wood veneer top and base,  
Stainless steel brass ring



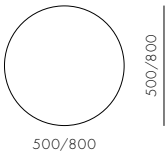
**DIMENSIONS**  
Φ1600 x H750mm



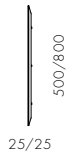
Crawford Lazy Susan 800 / 500



**CODE & MATERIALS**  
CR-T400-A1  
CR-T400-A2  
Wood veneer top, Metal base



**DIMENSIONS**  
Φ800 x H25mm  
Φ500 x H25mm







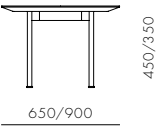
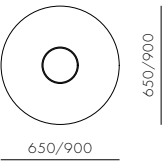


Crawford Coffee Table C650 / C900



**CODE & MATERIALS**  
CR-T210-650/900  
Steel black powder coat  
matt, Wood veneer top,  
stainless steel brass ring

**DIMENSIONS**  
Φ650 x H450mm  
Φ900 x H350mm

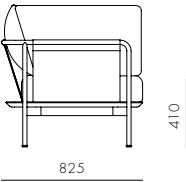
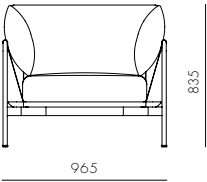


Crawford Lounge Chair 2.0



**CODE & MATERIALS**  
CR-S111-R2  
Wood veneer base, Steel black  
powder coat matt, Upholstery

**DIMENSIONS**  
W965 x D825 x H835mm  
Seating height: 410mm

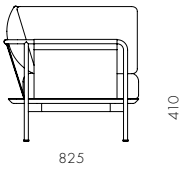
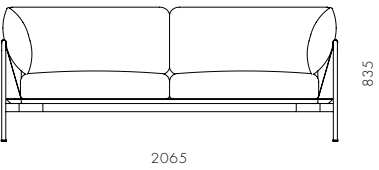


Crawford Sofa 2.0



**CODE & MATERIALS**  
CR-S421-R2  
Wood veneer base, Steel black  
powder coat matt, Upholstery

**DIMENSIONS**  
W2065 x D825 x H835mm  
Seating height: 410mm

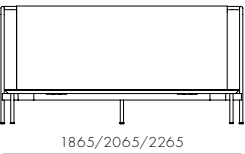
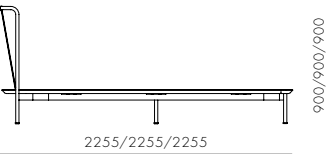


Crawford Bed Double / Queen / King Size



**CODE & MATERIALS**  
CR-B110-D  
CR-B110-Q  
CR-B110-K  
Wood veneer base, Steel black  
powder coat matt, Upholstery

**DIMENSIONS**  
W1865 x D2255 x H900mm  
W2065 x D2255 x H900mm  
W2265 x D2255 x H900mm







# Dawn

by Space Copenhagen

Dawn is a modern take on the classic bed with a headboard. With its soft curves and hidden functions, Dawn's clean, effortless look gives an air of contemporary and understated refinement to bedrooms to fit the demands of modern lifestyle.

The Dawn collection is beautifully detailed in a choicewoods, tetile,leather and brass, adaptable and equally suitable to both residential and hospitality.

## Dawn Bed Double / Queen / King Size

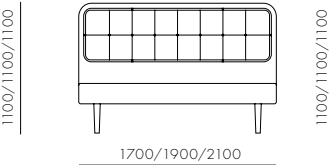


### CODE & MATERIALS

DA-B110-D  
DA-B110-Q  
DA-B110-K  
Stainless steel oil rubbed copper,  
Steel black powder coat matt,  
Solid wood with wood veneer  
frame, Upholstery back

### DIMENSIONS

W1700 x D2130 x H1100mm  
W1900 x D2130 x H1100mm  
W2100 x D2130 x H1100mm





# Discipline

by Neri&Hu

The Discipline Sofa derives its name from the basic horizontal wooden plane that acts as a base for the four variations of soft cushion above. Supported by delicate metal legs, the platforms hover just above the ground and their simple geometry and carefully calibrated dimensions allow for a seamless aggregation of individual units. Variants of the sofa can be combined in infinite configurations for a wide variety of functions, from an intimate two-piece "L" to a 20m long bench, or even back-to-back as a feature object. Utilizing two distinct materials, there is a clear contrast between the heaviness of the marble base and the brass top which is perched precariously above. The delicate and precise lines, the slender proportions, and the elegant material choices make this side table very versatile all around.

## Discipline Sofa Corner R

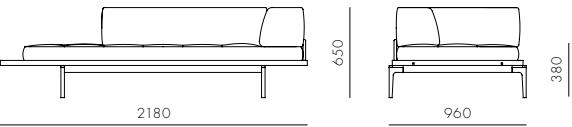


### CODE & MATERIALS

DS-S420-R  
Solid wood and wood veneer base, Stainless steel hairline aged gold legs and brackets, Upholstery

### DIMENSIONS

W2180 x D960 x H650mm  
Seating height: 380mm



## Discipline Sofa Straight

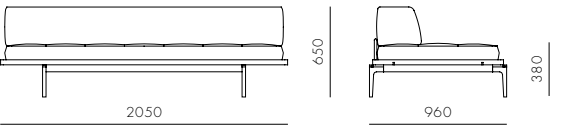


### CODE & MATERIALS

DS-S410  
Solid wood and wood veneer base, Stainless steel hairline aged gold legs and brackets, Upholstery

### DIMENSIONS

W2050 x D960 x H650mm  
Seating height: 380mm



## Discipline Sofa Half Back L

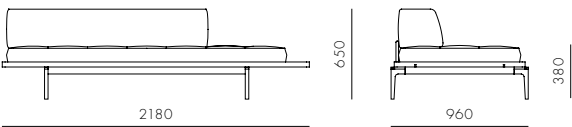


### CODE & MATERIALS

DS-S430-L  
Solid wood and wood veneer base, Stainless steel hairline aged gold legs and brackets, Upholstery

### DIMENSIONS

W2180 x D960 x H650mm  
Seating height: 380mm



## Discipline Sofa Corner L

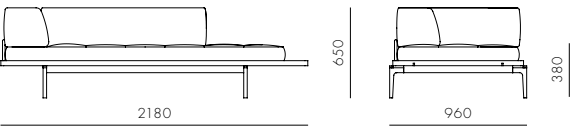


### CODE & MATERIALS

DS-S420-L  
Solid wood and wood veneer base, Stainless steel hairline aged gold legs and brackets, Upholstery

### DIMENSIONS

W2180 x D960 x H650mm  
Seating height: 380mm



## Discipline Sofa Half Back R

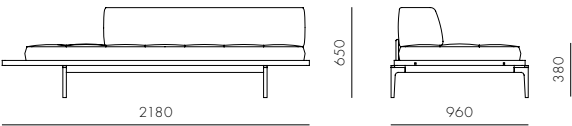


### CODE & MATERIALS

DS-S430-R  
Solid wood and wood veneer base, Stainless steel hairline aged gold legs and brackets, Upholstery

### DIMENSIONS

W2180 x D960 x H650mm  
Seating height: 380mm







# Dowry

by Neri&Hu

Neri&Hu’s modern, clean-lined collection of cabinets is rooted in the tradition of the dowry, drawn from both Chinese culture and that of many others worldwide. Passed from one generation to the next at the moment of marriage, the dowry object is imbued with sentiment and history, embodying the potent nostalgia and symbolic value of a family heirloom.

Crafted to include traditional detailing and joinery techniques, the wide metal base and wooden body of the cabinets and drawers can be customised in a wide variety of materials and finishes. This allows the collection to be tailor-made to suit any setting, or personalised so that any family can create their own heirloom furniture, to pass on through the generations to come.

## Dowry Cabinet I

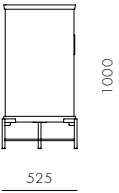
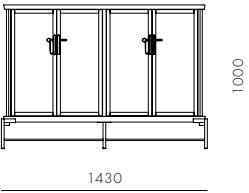


### CODE & MATERIALS

DO-C110  
Solid wood with wood veneer panels, Stainless steel hairline aged gold, Tempered glass

### DIMENSIONS

W1430 x D525 x H1000mm



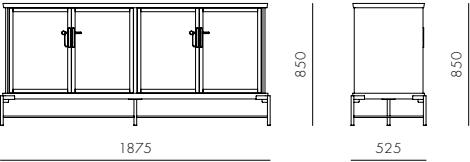




Dowry Cabinet II

**CODE & MATERIALS**  
DO-C120  
Solid wood with wood veneer  
panels, Stainless steel hairline  
aged gold, Tempered glass

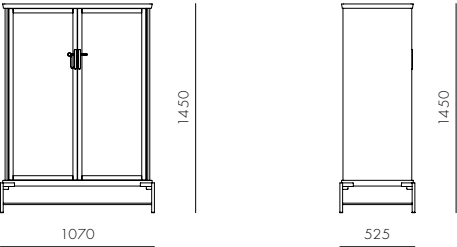
**DIMENSIONS**  
W1875 x D525 x H850mm



Dowry Cabinet III

**CODE & MATERIALS**  
DO-C130  
Solid wood with wood veneer  
panels, Stainless steel hairline  
aged gold, Tempered glass

**DIMENSIONS**  
W1070 x D525 x H1450mm





# Exchange

by Jun Aizaki - CRÈME

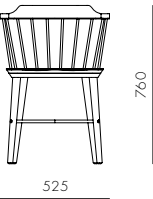
By exchanging the conventional wooden spindles and stretcher of the Windsor back with steel, CRÈME has produced a new chair that feels both contemporary and traditional at once. This exchange suggests the new life and design that can be breathed into used or well-worn objects and furnishings.

The new extended Exchange collection is timeless and modern, and includes a dining table, bench and an additional range of chairs.

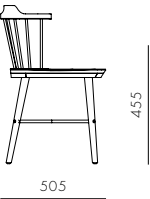
## Exchange Dining Chair



**CODE & MATERIALS**  
EX-S211  
Solid wood frame, Steel  
black powder coat matt



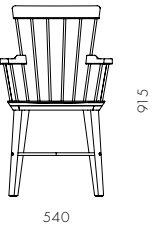
**DIMENSIONS**  
W525 x D505 x H760mm  
Seating height: 455mm



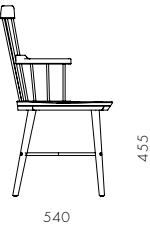
## Exchange HighBack Chair



**CODE & MATERIALS**  
EX-S231  
Solid wood frame, Steel  
black powder coat matt



**DIMENSIONS**  
W540 x D540 x H915mm  
Seating height: 455mm



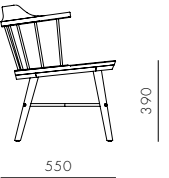
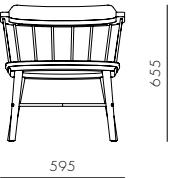




Exchange Lounge Chair

**CODE & MATERIALS**  
EX-S111  
Solid wood frame, Steel  
black powder coat matt

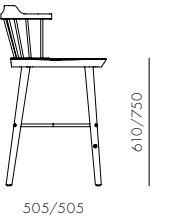
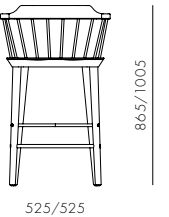
**DIMENSIONS**  
W595 x D550 x H655mm  
Seating height: 390mm



Exchange Bar Chair SH610 / 750

**CODE & MATERIALS**  
EX-S311- 610  
EX-S311-750  
Solid wood frame, Steel  
black powder coat matt

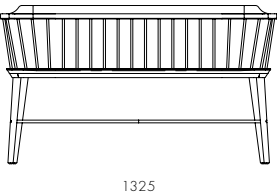
**DIMENSIONS**  
W525 x D505 x H865mm  
W525 x D505 x H1005mm  
Seating height: 610/750mm



Exchange Chair Two Seater

**CODE & MATERIALS**  
EX-S221  
Solid wood frame, Steel  
black powder coat matt

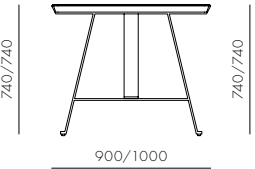
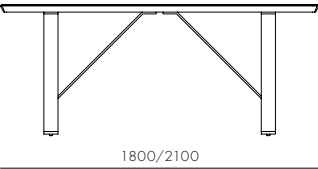
**DIMENSIONS**  
W1325 x D505 x H760mm  
Seating height: 455mm



Exchange Dining Table W1800 / 2100

**CODE & MATERIALS**  
EX-T410-1800  
EX-T410-2100  
Wood veneer top, Steel  
black powder coat matt

**DIMENSIONS**  
W1800 x D900 x H740mm  
W2100 x D1000 x H740mm









# Float

by Michele De Lucchi

Float is a new modular sofa system that presents cushions supported by a seemingly invisible structure, as if they are floating on air. The magical effect created by these floating cushions is made possible by the arrangement of feet outside of the padded form. A double layer of cushions, supported by a metallic sheet, provides optimal comfort and strength, while a crossbar that runs back and sideways containing the cushions, supports the headrest elements and gives structural integrity. The Float sofa is supported by a thin yet robust steel structure and is designed to allow for comfortable sitting, resting and invites users to “flop down” on it.

The Float collection comes in four versions: a one, two and three-seater sofa, as well as an L-shaped option. The collection is modular and the individual components are designed to be combined in a multitude of comfortable configurations. The Float Sofa system can be further customised with a range of accessories, including a backseat, headrest and a series of pillows that can be arranged in different layouts to give the sofa a different look and function. Float is also available with optional built-in wooden sides tables, which come in in two sizes, an ancestral element that De Lucchi sees as inextricably linked to the idea of the home and of handmade construction.

## Float Sofa 1 Seater - Armless

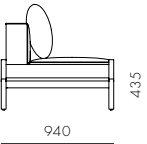
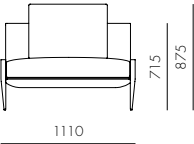


### CODE & MATERIALS

FL-S411  
Steel dark grey powder coat  
matt frame, Upholstery

### DIMENSIONS

W1110 x D940 x H715 (875) mm  
Seating height: 435mm



## Float Sofa 1 Seater - 1 Arm

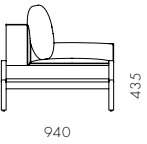
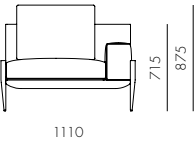


### CODE & MATERIALS

FL-S412  
Steel dark grey powder coat  
matt frame, Upholstery

### DIMENSIONS

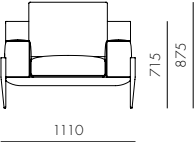
W1110 x D940 x H715 (875) mm  
Seating height: 435mm



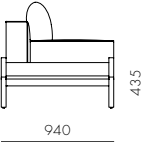
Float Sofa 1 Seater - 2 Arm



**CODE & MATERIALS**  
FL-S413  
Steel dark grey powder coat  
matt frame, Upholstery



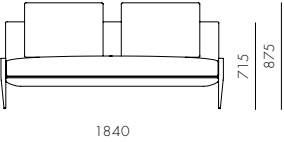
**DIMENSIONS**  
W1110 x D940 x H715 (875) mm  
Seating height: 435mm



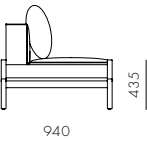
Float Sofa 2 Seater - Armless



**CODE & MATERIALS**  
FL-S421  
Steel dark grey powder coat  
matt frame, Upholstery



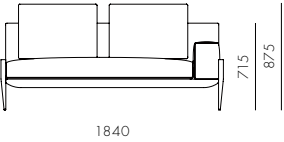
**DIMENSIONS**  
W1840 x D940 x H715 (875) mm  
Seating height: 435mm



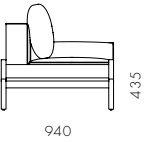
Float Sofa 2 Seater - 1 Arm



**CODE & MATERIALS**  
FL-S422  
Steel dark grey powder coat  
matt frame, Upholstery



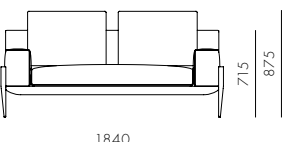
**DIMENSIONS**  
W1840 x D940 x H715 (875) mm  
Seating height: 435mm



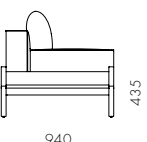
Float Sofa 2 Seater - 2 Arm



**CODE & MATERIALS**  
FL-S423  
Steel dark grey powder coat  
matt frame, Upholstery



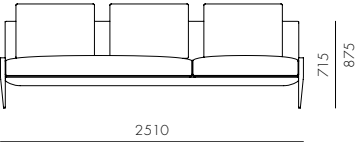
**DIMENSIONS**  
W1840 x D940 x H715 (875) mm  
Seating height: 435mm



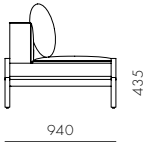
Float Sofa 3 Seater - Armless



**CODE & MATERIALS**  
FL-S431  
Steel dark grey powder coat  
matt frame, Upholstery



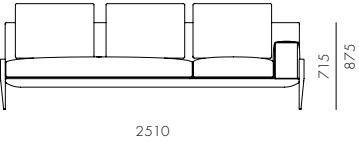
**DIMENSIONS**  
W2510 x D940 x H715 (875) mm  
Seating height: 435mm



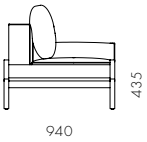
Float Sofa 3 Seater - 1 Arm



**CODE & MATERIALS**  
FL-S432  
Steel dark grey powder coat  
matt frame, Upholstery



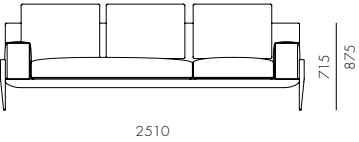
**DIMENSIONS**  
W2510 x D940 x H715 (875) mm  
Seating height: 435mm



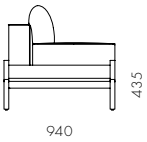
Float Sofa 3 Seater - 2 Arm



**CODE & MATERIALS**  
FL-S433  
Steel dark grey powder coat  
matt frame, Upholstery



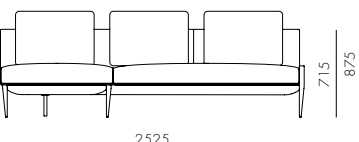
**DIMENSIONS**  
W2510 x D940 x H715 (875) mm  
Seating height: 435mm



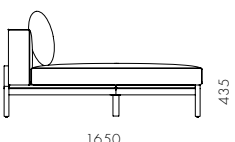
Float Sofa L-Shape L / R



**CODE & MATERIALS**  
FL-441-L  
FL-441-R  
Steel dark grey powder coat  
matt frame, Upholstery



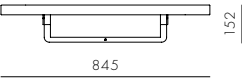
**DIMENSIONS**  
W2525 x D1650 x H715 (875) mm  
Seating height: 435mm



Float Sofa Side Table Small



**CODE & MATERIALS**  
FL-S400-A1  
Steel dark grey powder coat  
matt frame, Wood veneer top



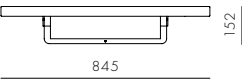
**DIMENSIONS**  
W845 x D160 x H152mm



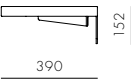
Float Sofa Side Table Large



**CODE & MATERIALS**  
FL-S400-A2  
Steel dark grey powder coat  
matt frame, Wood veneer top



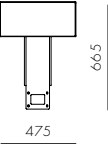
**DIMENSIONS**  
W845 x D390 x H152mm



Float Sofa Headrest Small



**CODE & MATERIALS**  
FL-S400-A3  
Steel dark grey powder coat  
matt frame, Upholstery



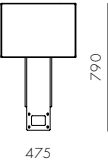
**DIMENSIONS**  
W475 x D200 x H665mm



Float Sofa Headrest Large



**CODE & MATERIALS**  
FL-S400-A4  
Steel dark grey powder coat  
matt frame, Upholstery



**DIMENSIONS**  
W475 x D200 x H790mm







# Freja

by Space Copenhagen

Freja is a collection of stools and bench that comes out of a wish to create sculptural furniture with the soothing visual appeal of Scandinavian furniture making traditions and a Japanese mode of expression.

The archetypal furniture making principles of static and ornament converge to give Freja its elegant, yet simple character. Seen from different angles legs and aprons optically interweave to form a trellis, the seat floating lightly with either woven paper cord or leather as only decorative feature.

## Freja Bar Stool SH450 / 610 / 750 Paper Cord Seat

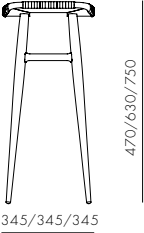


### CODE & MATERIALS

FE-S610-PC  
FE-S310-PC  
FE-S320-PC  
Solid wood frame, Paper cord seat

### DIMENSIONS

W465 x D345 x H470mm  
W465 x D345 x H630mm  
W465 x D345 x H750mm  
Seating height: 450/610/735mm



## Freja Bench Leather Stripe Seat

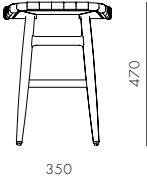
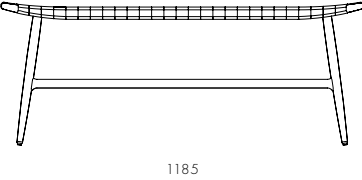


### CODE & MATERIALS

FE-S620-LS  
Solid wood frame,  
Leather stripe seat

### DIMENSIONS

W1185 x D350 x H470mm  
Seating height: 450



## Freja Bar Stool SH450 / 610 / 750 Leather Stripe Seat

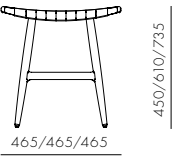


### CODE & MATERIALS

FE-S610-LS  
FE-S310-LS  
FE-S320-LS  
Solid wood frame,  
Leather stripe seat

### DIMENSIONS

W465 x D345 x H470mm  
W465 x D345 x H630mm  
W465 x D345 x H750mm  
Seating height: 450/610/735mm



## Freja Bench Leather Seat

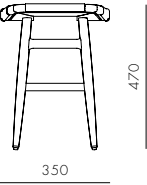
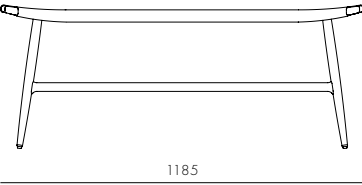


### CODE & MATERIALS

FE-S620-LE  
Solid wood frame, Leather seat

### DIMENSIONS

W1185 x D350 x H470mm  
Seating height: 450



## Freja Bar Stool SH450 / 610 / 750 Leather Seat



### CODE & MATERIALS

FE-S610-LE  
FE-S310-LE  
FE-S320-LE  
Solid wood frame, Leather seat

### DIMENSIONS

W465 x D345 x H470mm  
W465 x D345 x H630mm  
W465 x D345 x H750mm  
Seating height: 450/610/735mm



## Freja Bench Paper Cord Seat

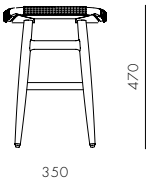
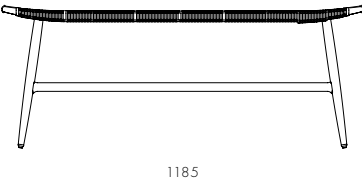


### CODE & MATERIALS

FE-S620-PC  
Solid wood frame, Paper cord seat

### DIMENSIONS

W1185 x D350 x H470mm  
Seating height: 450







# Host

by Sebastian Herkner

Host, a movable wardrobe created in response to the growing need for flexible furniture in both homes and hotels. German designer Sebastian Herkner's design sees a metal frame that on one side provides rail space, and also becomes part of the framework for open shelving and a mirror.

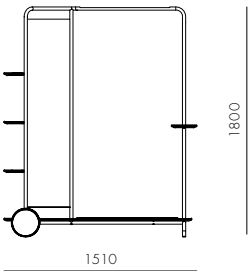
Host is in part on wheels to allow greater freedom in moving the piece around the room as space requirements change. The openness of its design allows Host to be used for a multitude of purposes, with an added small tray for personal items such as jewellery and watches. For a hotel room, Host features enough space for a suitcase and generous hanging space. Host's minimalist steel frame is complemented by a veneer laminate base, solid wood and a large mirror.

## Host Movable Wardrobe



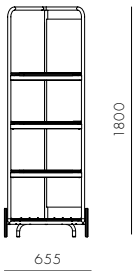
### CODE & MATERIALS

HO-W110  
Wood veneer base, Solid wood, Steel  
black powder coat matt frame, Mirror



### DIMENSIONS

W1510 x D655 x H1800mm







# Infinity

by Space Copenhagen

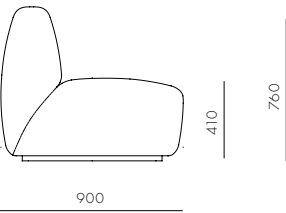
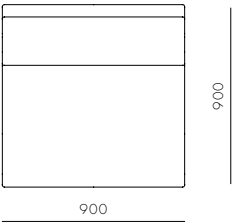
The modular sofa collection Infinity is about the purity of the shape and the softness of the curves. This sofa collection was designed to have a minimum of edges and almost invisible detailing and stitching - to underline its elegant, sculptural valuesand to secure ultimate comfort for the body. A sofa is often a dominant, defining object in a space. The design intention of the Infinity sofa is to radiate a calm, yet strong appearance. Through the choices of fabrics or leather, it can be personalised for different moods and environments - classically elegant while being lush and casual. The name Infinity also refers to the endless possibilities of combinations and variations of the continuous curves.

## Infinity Straight



**CODE & MATERIALS**  
IF-S410  
Solid wood and plywood frame, Upholstery

**DIMENSIONS**  
W900 x D900 x H760mm  
Seating height: 410mm

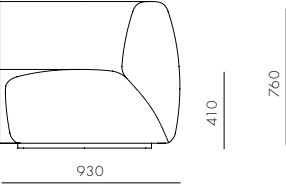
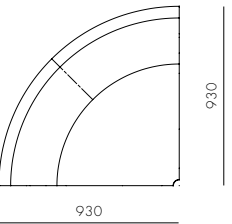


## Infinity Corner



**CODE & MATERIALS**  
IF-S420  
Solid wood and plywood frame, Upholstery

**DIMENSIONS**  
W930 x D930 x H760mm  
Seating height: 410mm

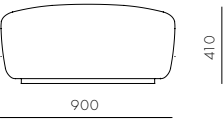
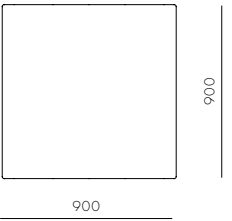


## Infinity Backless



**CODE & MATERIALS**  
IF-S430  
Solid wood and plywood frame, Upholstery

**DIMENSIONS**  
W900 x D900 x H410mm  
Seating height: 410mm

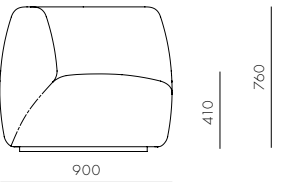
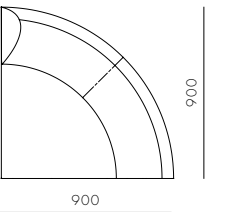


## Infinity End L



**CODE & MATERIALS**  
IF-S440-L  
Solid wood and plywood frame, Upholstery

**DIMENSIONS**  
W900 x D900 x H760mm  
Seating height: 410mm





Infinity End R

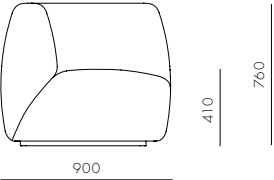
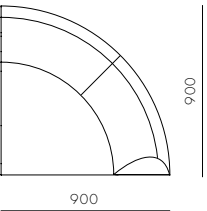


CODE & MATERIALS

IF-S440-R  
Solid wood and plywood  
frame, Upholstery

DIMENSIONS

W900 x D900 x H760mm  
Seating height: 410mm



Infinity Arm L

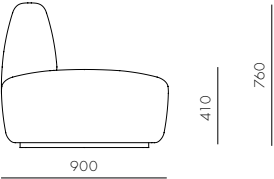
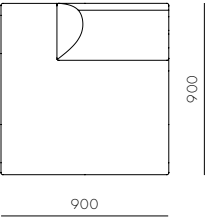


CODE & MATERIALS

IF-S450-L  
Solid wood and plywood  
frame, Upholstery

DIMENSIONS

W900 x D900 x H760mm  
Seating height: 410mm



Infinity Arm R

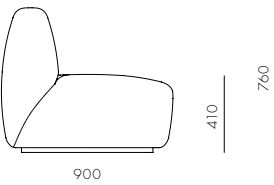
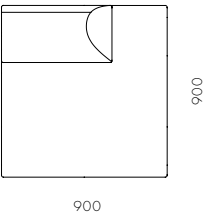


CODE & MATERIALS

IF-S450-R  
Solid wood and plywood  
frame, Upholstery

DIMENSIONS

W900 x D900 x H760mm  
Seating height: 410mm



Infinity Ottoman

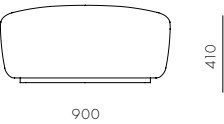
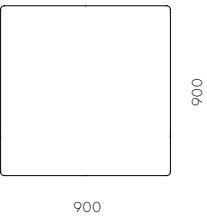


CODE & MATERIALS

IF-S510  
Solid wood and plywood  
frame, Upholstery

DIMENSIONS

W900 x D900 x H410mm  
Seating height: 410mm



Infinity Option 1

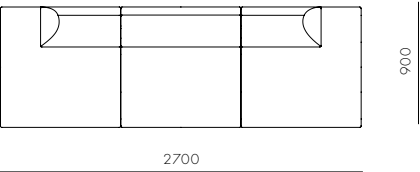


CODE & MATERIALS

Infinity Straight, Infinity Arm L/R

DIMENSIONS

W2700 x D900mm



Infinity Option 2

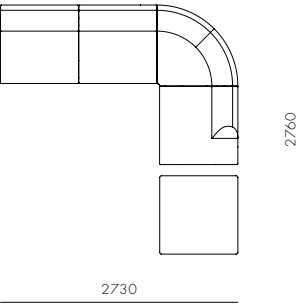


CODE & MATERIALS

Infinity Straight x 2, Infinity Corner,  
Infinity Arm R, Infinity Ottoman

DIMENSIONS

W2730 x D2760mm



Infinity Option 3

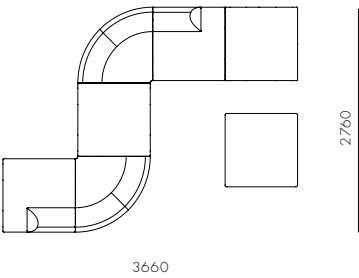


CODE & MATERIALS

Infinity Corner x 2,Infinity  
Arm R x 2,Infinity Backless  
x 2, Infinity Ottoman

DIMENSIONS

W3660 x D2760mm



Infinity Option 4

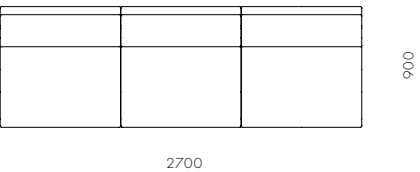


CODE & MATERIALS

Infinity Straight x 3

DIMENSIONS

W2700 x D900mm





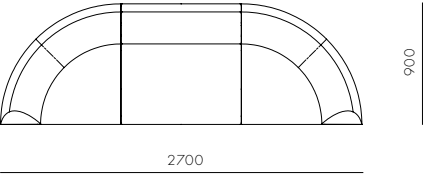
Infinity Option 5

CODE & MATERIALS

Infinity Straight,  
Infinity End L / R

DIMENSIONS

W2700 x D900mm



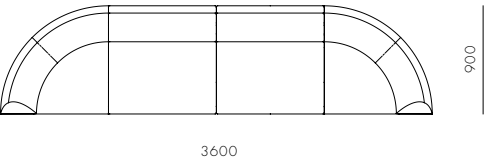
Infinity Option 6

CODE & MATERIALS

Infinity Straight x 2,  
Infinity End L / R

DIMENSIONS

W3600 x D900mm



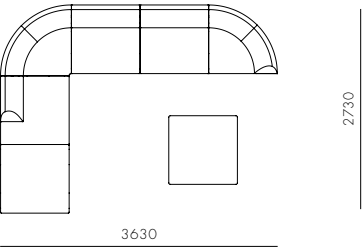
Infinity Option 7

CODE & MATERIALS

Infinity Straight x2, Infinity Corner,  
Infinity End R.Infinity Arm L, Infinity  
Backless, Infinity Ottoman

DIMENSIONS

W3630 x D2730mm





# Industry

by Neri&Hu

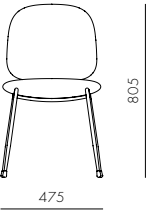
Following the Utility series, Industry is a collection that is both easy to use and utilitarian in essence. Designed with simple and modern lines, it is clean and industrial in style, with comfortable seating, and stackable chairs. The collection can be used in every space, both for function and visual interest.

## Industry Dining Chair



**CODE & MATERIALS**  
IN-S210  
Steel black powder coat  
matt, Polypropylene seat  
and back, Upholstery

**DIMENSIONS**  
W475 x D555 x H805mm  
Seating height: 460mm

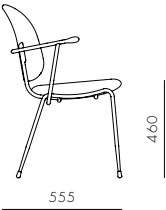


## Industry Dining Armchair



**CODE & MATERIALS**  
IN-S211  
Steel black powder coat  
matt, Polypropylene seat  
and back, Upholstery

**DIMENSIONS**  
W525 x D555 x H805mm  
Seating height: 460mm



## Industry Lounge Chair



**CODE & MATERIALS**  
IN-S111  
Steel black powder coat  
matt, Polypropylene seat  
and back, Upholstery

**DIMENSIONS**  
W575 x D695 x H795mm  
Seating height: 450mm

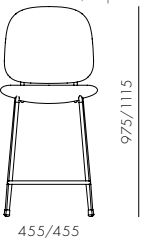


## Industry Bar Chair SH610 / SH750



**CODE & MATERIALS**  
IN-S310-610  
IN-S310-750  
Steel black powder coat  
matt, Polypropylene seat  
and back, Upholstery

**DIMENSIONS**  
W455 x D540 x H975mm  
W455 x D540 x H1115mm  
Seating height: 610/750mm







# James

by Yabu Pushelberg

The James collection is an understated exploration of modern masculinity – at once bold and defined, but also light and elegant. The range includes a chaise, stool and bar trolley, each one meticulously proportioned and ergonomically shaped.

All pieces have been designed to turn negative space into an aesthetic feature, making use of floating planes and wireframes to lend them an air of sleekness and simplicity. Full of subtle details and stowaway compartments, James is subtly inspired by the world of performance cars. The automotive references are also echoed in the materials: warm and tactile black metal, walnut wood and sable-tone matte leather.

## James Chaise

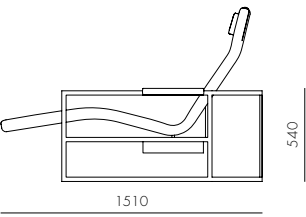
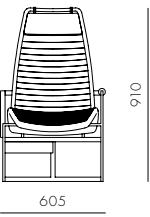


### CODE & MATERIALS

JA-S111  
Steel black powder  
coat sand brüst, Leather  
upholstery, Solid walnut

### DIMENSIONS

W605 x D1510 x H910mm



## James Bar Cart

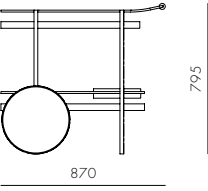
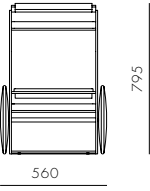


### CODE & MATERIALS

JA-CA110  
Wood veneer panels, Steel  
black powder coat sand  
brüst, Solid walnut handle

### DIMENSIONS

W870 x D560 x H795mm



## James Stool

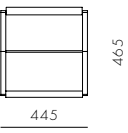
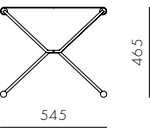


### CODE & MATERIALS

JA-S610  
Steel black powder coat  
sand brüst legs with solid  
walnut detail, Leather seat

### DIMENSIONS

W545 x D445 x H465mm  
Seating height: 465mm







# Journey

by Space Copenhagen

The Historic Safari Chair is an almost naïve, sturdy, simple geometric structure - with added hard and soft components to secure softness and flexibility. With attention to this vocabulary, The Journey Chair is our modern interpretation - letting comfort, modern lifestyle and behavior be the center of attention. We wanted the chair to be versatile in use and look, embedding a balance between the rustic and a more refined, modern approach into the design. The soft arch under the seat cushion compliments the strong, masculine silhouette of the chair - and enhances a lighter, sophisticated look. The thicker seat cushion and the soft back, secures a great and comfortable experience while seated. Exposed details of darkened brass reveal and celebrate the simplicity of how the chair is assembled.

The Journey chair is obvious to use for all kinds of Dining, but can also be used as a residential office chair, as well as for meetings and conference.

## Journey Dining Chair-LE

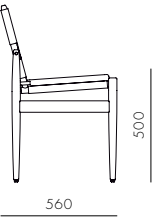
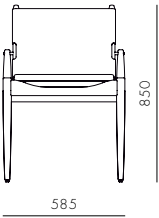


### CODE & MATERIALS

JN-S210-LE  
Solid wood frame, Upholstery,  
Stainless steel oil rubbed copper

### DIMENSIONS

W585 x D560 x H850mm  
Seating height: 500mm



## Journey Dining Armchair-CV

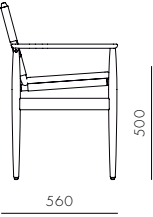
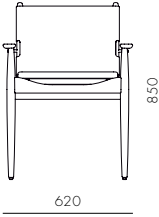


### CODE & MATERIALS

JN-S211-CV  
Solid wood frame, Upholstery,  
Stainless steel oil rubbed copper

### DIMENSIONS

W620 x D560 x H850mm  
Seating height: 500mm



## Journey Dining Armchair-LE

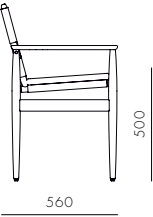
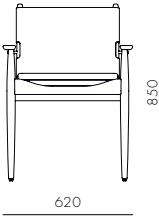


### CODE & MATERIALS

JN-S211-LE  
Solid wood frame, Upholstery,  
Stainless steel oil rubbed copper

### DIMENSIONS

W620 x D560 x H850mm  
Seating height: 500mm



## Journey Dining Chair-CV

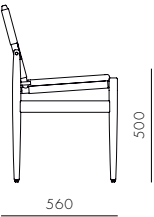
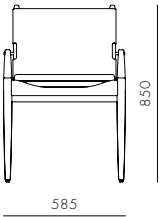


### CODE & MATERIALS

JN-S210-CV  
Solid wood frame, Upholstery,  
Stainless steel oil rubbed copper

### DIMENSIONS

W585 x D560 x H850mm  
Seating height: 500mm







# Kite


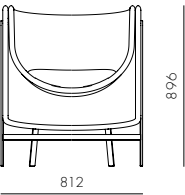
by Nendo

An armchair designed for common spaces in offices and hotels. There are numerous armchairs and sofas for lobbies and lounges, but those for narrow spaces such as corridors, elevator lobbies, and entrances are difficult to find. Therefore, a compact chair was devised to fit in those niches, for passersby to rest in for a spell or in which to have casual conversation. Attempts to make an armchair small normally leads one to think of gradual elimination of the backrest to create a bench-like furniture piece. But casting the backrest as the star to which the seat is adjoined yields a design less about sitting and more about leaning against a grand backrest. Such a design takes up minimal space while offering to the chair's occupant a bit of calm and security. The backrest and seat are independent parts, with shallow and deep seats and lower and taller backs available for use in combination according to the size of the space and degree of privacy desired.

## Kite Lounge Chair-Narrow



**CODE & MATERIALS**  
KT-S110-N  
Steel black powder coat matt,  
Upholstered moulded foam shell

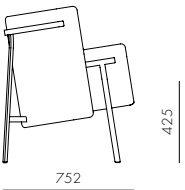
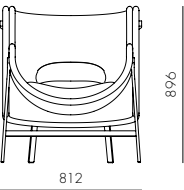


**DIMENSIONS**  
W812 x D518 x H896mm  
Seating height: 535mm

## Kite Lounge Chair-Deep



**CODE & MATERIALS**  
KT-S110-D  
Steel black powder coat matt,  
Upholstered moulded foam shell

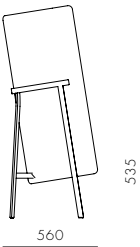
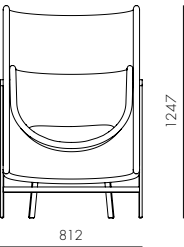


**DIMENSIONS**  
W812 x D752 x H896mm  
Seating height: 425mm

## Kite Highback Chair-Narrow



**CODE & MATERIALS**  
KT-S120-N  
Steel black powder coat matt,  
Upholstered moulded foam shell

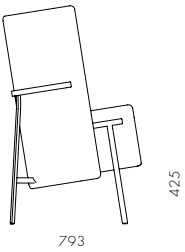
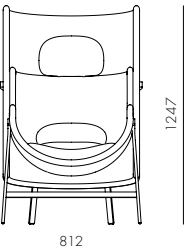


**DIMENSIONS**  
W812 x D560 x H1247mm  
Seating height: 535mm

## Kite Highback Chair-Deep



**CODE & MATERIALS**  
KT-S120-D  
Steel black powder coat matt,  
Upholstered moulded foam shell



**DIMENSIONS**  
W812 x D793 x H1247mm  
Seating height: 425mm





# Laval

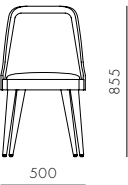
by OEO Studio

The Laval Collaboration aims to reinterpret the traditional French style by reflecting the poetic simplicity of Japanese and Scandinavian aesthetics. The Laval Collaboration springs from a collaborative meeting between high-end French furniture maker Laval and Danish design studio OEO Studio. It combines the French sense of elegance with a subtle sense of modern comfort. The Collaboration reflects a strong sense of refined and exquisite quality combined with the highest attention.

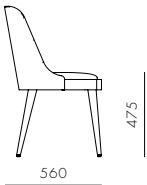
## Laval Chair



**CODE & MATERIALS**  
LA-S220  
Solid wood legs, upholstery



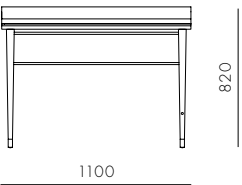
**DIMENSIONS**  
W500 x D560 x H855mm  
Seating height: 475mm



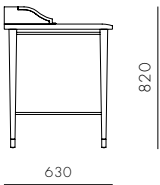
## Laval Writing Desk



**CODE & MATERIALS**  
LA-T721  
Solid wood frame, leather table surface, wood veneer panels, brass plated stainless steel



**DIMENSIONS**  
W1100 x D630 x H820mm



# Lunar

by Space Copenhagen

In the Lunar Collection, contemporary Nordic simplicity meets ancient Chinese legend. It takes its inspiration from Chang'e, the goddess of the moon, said to arise in the West and reside in her lunar palace 'Guanghan', which means 'wild coldness'.

The collection is at once fresh, cool and comfortingly timeless. Like its celestial namesake, it is infused with the energy of Yin, the female principle in Yin and Yang.

## Lunar Lounge Chair Small

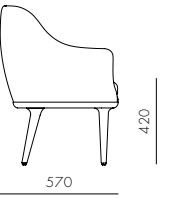
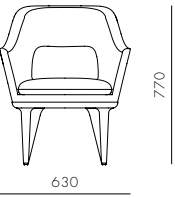


### CODE & MATERIALS

LN-S121-S  
Solid wood legs,  
Upholstered moulded foam frame,  
Upholstered cushion

### DIMENSIONS

W630 x D570 x H770mm  
Seating height: 420mm



## Lunar Lounge Chair Large

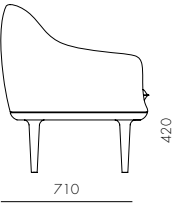
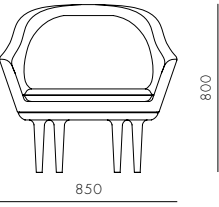


### CODE & MATERIALS

LN-S111-L  
Solid wood legs,  
Upholstered moulded foam frame,  
Upholstered cushion

### DIMENSIONS

W850 x D710 x H800mm  
Seating height: 420mm



## Lunar Dining Chair Small

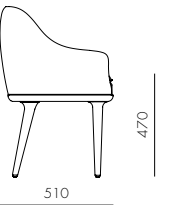
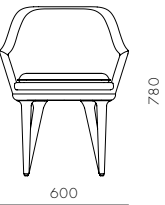


### CODE & MATERIALS

LN-S211-S  
Solid wood legs,  
Upholstered moulded foam frame,  
Upholstered cushion

### DIMENSIONS

W600 x D510 x H780mm  
Seating height: 470mm



## Lunar Highback Lounge Chair

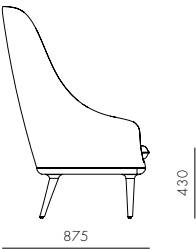
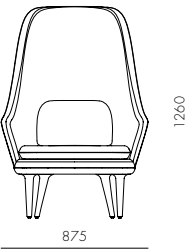


### CODE & MATERIALS

LN-S121  
Solid wood legs,  
Upholstered moulded foam frame,  
Upholstered cushion

### DIMENSIONS

W875 x D875 x H1260mm  
Seating height: 430mm



## Lunar Dining Chair Large

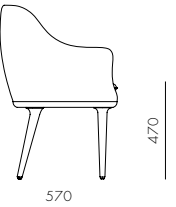
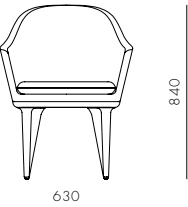


### CODE & MATERIALS

LN-S211-L  
Solid wood legs,  
Upholstered moulded foam frame,  
Upholstered cushion

### DIMENSIONS

W630 x D570 x H840mm  
Seating height: 470mm





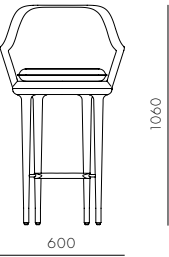


Lunar Bar Chair SH750



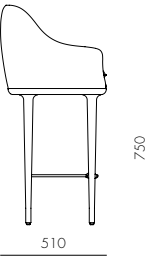
CODE & MATERIALS

LN-S311-750  
Solid wood legs, Upholstered  
moulded foam frame, Upholstered  
cushion, Brass plated stainless steel



DIMENSIONS

W600 x D510 x H1060mm  
Seating height: 750mm

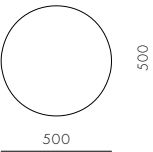


Lunar Side Table



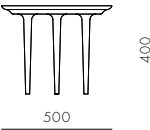
CODE & MATERIALS

LN-T110-500  
Solid wood legs,  
Wood veneer top



DIMENSIONS

Φ500 x H400mm



Lunar Coffee Table W1200



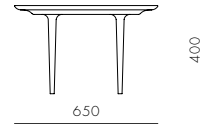
CODE & MATERIALS

LN-T210-1200  
Solid wood legs,  
Wood veneer top



DIMENSIONS

W1200 x D650 x H400mm

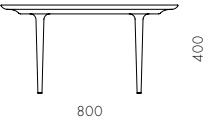


Lunar Coffee Table S800



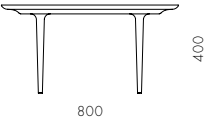
CODE & MATERIALS

LN-T220-800  
Solid wood legs,  
Wood veneer top



DIMENSIONS

W800 x D800 x H400mm

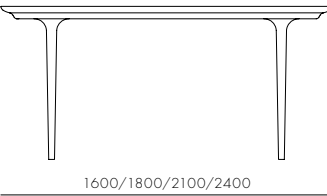


Lunar Dining Table  
W1600 / W1800 / W2100 / W2400



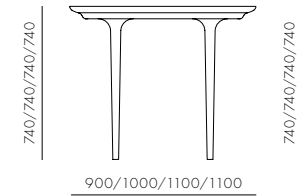
CODE & MATERIALS

LN-T410-1600/1800/2100/2400  
Solid wood legs,  
Wood veneer top



DIMENSIONS

W1600 x D900 x H740mm  
W1800 x D1000 x H740mm  
W2100 x D1100 x H740mm  
W2400 x D1100 x H740mm

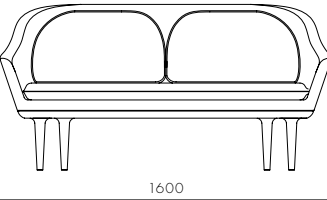


Lunar Sofa



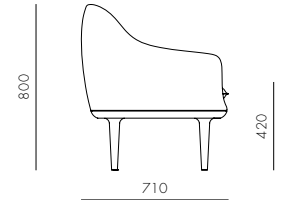
CODE & MATERIALS

LN-S411  
Solid wood legs,  
Upholstered moulded foam frame,  
Upholstered cushion



DIMENSIONS

W1600 x D710 x H800mm  
Seating height: 420mm







# Mandarin

by Neri&Hu

The collection finds inspiration in the harmony and balance between classical forms and mid-century aesthetics. Neri&Hu have translated these into the design of a table and chairs following Asian temple design typologies: the sphere which symbolises the temple of Heaven, versus the square form represented by the temple of Earth.

## Mandarin Dining Chair

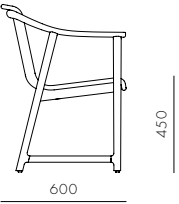
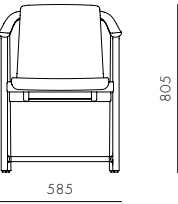


### CODE & MATERIALS

MA-S211  
Solid wood frame,  
Stainless steel hairline gold,  
Upholstered seat shell

### DIMENSIONS

W585 x D600 x H805mm  
Seating height: 450mm



## Mandarin Lounge Chair

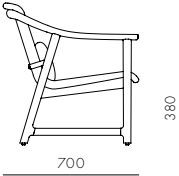
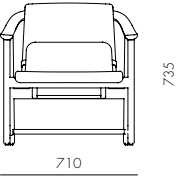


### CODE & MATERIALS

MA-S111  
Solid wood frame,  
Stainless steel hairline gold,  
Upholstered seat shell

### DIMENSIONS

W710 x D700 x H735mm  
Seating height: 380mm



## Mandarin Bench

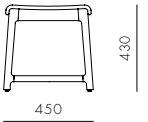
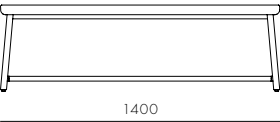


### CODE & MATERIALS

MA-S610  
Solid wood frame,  
Stainless steel hairline gold,  
Upholstered seat shell

### DIMENSIONS

W1400 x D450 x H435mm  
Seating height: 430mm



## Mandarin Dining Table

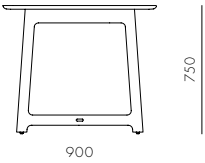
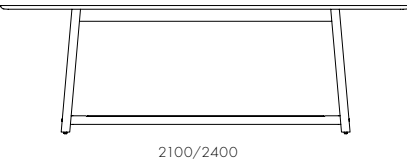


### CODE & MATERIALS

MA-T410-2100  
MA-T410-2400  
Solid wood frame, Wood veneer  
top, Stainless steel hairline gold,  
Blackened stainless steel

### DIMENSIONS

W2100 x D900 x H750mm  
W2400 x D900 x H750mm







# Ming

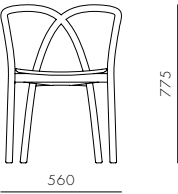
by Neri&Hu

Drawing on the past to inspire the present, Ming revisits the historic decorative arts of China to create a crisp and contemporary furniture style. Chinese design duo Rossana Hu and Lyndon Neri have looked to their Asian heritage, mixing ornamental motifs with modern Western functionality. The result is a series of intricate wooden stacking chairs and aluminium tables that work effectively as solo pieces, as well as a family grouping.

## Ming Aluminium Chair

**CODE & MATERIALS**  
MI-S221  
Aluminium,  
Available in black/grey/white

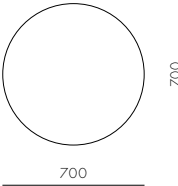
**DIMENSIONS**  
W560 x D570 x H775mm  
Seating height: 455mm



## Ming Aluminium Café Table

**CODE & MATERIALS**  
MI-T310  
Aluminium,  
Available in black/grey/white

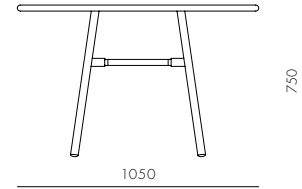
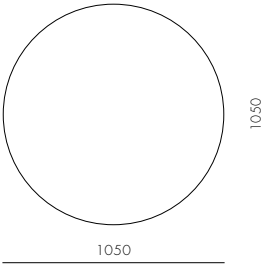
**DIMENSIONS**  
Φ700 x H750mm



## Ming Aluminium Dining Table

**CODE & MATERIALS**  
MI-T410  
Aluminium,  
Available in black/grey/white

**DIMENSIONS**  
Φ1050 x H750mm





# Ori

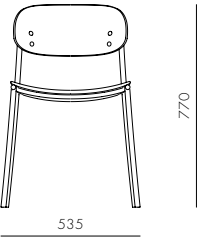
by Hallgeir Homstvedt

True to the Stellar Works mindset, the Ori chair is a gentle mix of Nordic and Asian influences. The softly shaped outline of the chair is only interrupted by the sharp fold in the seat and backrest, marking the zones that are in contact with the body. The slender frame is inspired by the type of bamboo scaffolding that is just tied together, commonly used in Asia (Hong Kong). Similarly the frame of the chair is composed of gently curved segments of tube that just kiss each other at the point where they overlap, creating a light and organic structure. The Ori chair is designed for the places where people gather to enjoy a meal and interact, whether at home or in public spaces. Ori comes with or without an armrest and stacks well for easy storage.

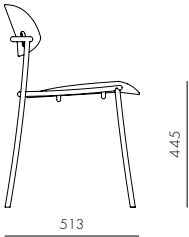
## Ori Dining Chair



**CODE & MATERIALS**  
OR-S210  
Steel black powder coat matt,  
Wood veneer seat & back



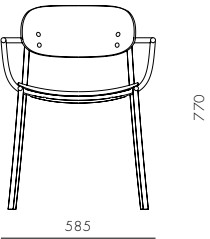
**DIMENSIONS**  
W535 x D513 x H770mm  
Seating height: 445mm



## Ori Dining Armchair



**CODE & MATERIALS**  
OR-S211  
Steel black powder coat matt,  
Wood veneer seat & back



**DIMENSIONS**  
W585 x D513 x H770mm  
Seating height: 445mm



# Pagoda

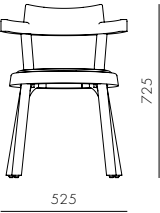
by BassamFellows

Pagoda is a collection of chairs inspired by the classic café chairs of 19th century Vienna. The chair is supremely light and compact with a structure that has been reduced to its very essence. The chair consists of only six pieces – delivering good craftsmanship and efficiency while allowing multiple material configurations. The chair’s circular seat stems from rationalization while symbolizing the “Way of Nature” or “oneness” in Chinese culture. Cantilevered arms and back subtly reference Pagoda gates, giving the chair its personality while also eliminating the need for an arm and armless version.

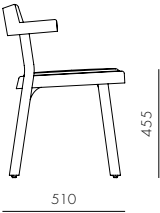
## Pagoda Chair Upholstery -Wood Leg



**CODE & MATERIALS**  
PA-S210-WD  
Solid wood frame, Upholstery,  
Aluminum alloy




**DIMENSIONS**  
W525 x D510 x H725mm  
Seating height: 455mm



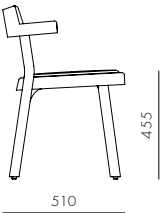
## Pagoda Chair Upholstery -Aluminum Leg Silver



**CODE & MATERIALS**  
PA-S210-AL1  
Solid wood frame, Upholstery,  
Aluminum alloy



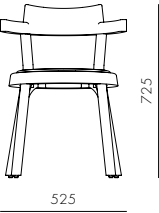
**DIMENSIONS**  
W525 x D510 x H725mm  
Seating height: 455mm




## Pagoda Chair Upholstery -Aluminum Leg Gold



**CODE & MATERIALS**  
PA-S210-AL2  
Solid wood frame, Upholstery,  
Aluminum alloy



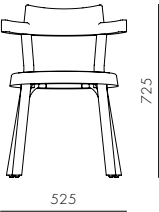
**DIMENSIONS**  
W525 x D510 x H725mm  
Seating height: 455mm



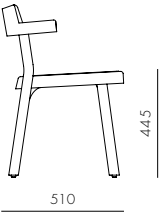
## Pagoda Chair Cane - Wood Leg



**CODE & MATERIALS**  
PA-S220-WD  
Solid wood frame,  
Cane, Aluminum alloy



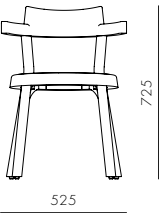
**DIMENSIONS**  
W525 x D510 x H725mm  
Seating height: 445mm



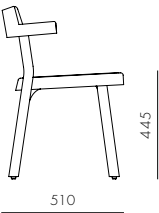
## Pagoda Chair Cane - Aluminum Leg Silver



**CODE & MATERIALS**  
PA-S220-AL1  
Solid wood frame,  
Cane, Aluminum alloy



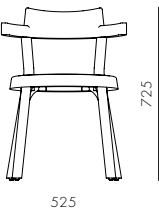
**DIMENSIONS**  
W525 x D510 x H725mm  
Seating height: 445mm



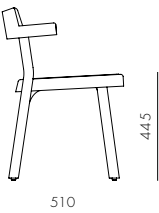
## Pagoda Chair Cane - Aluminum Leg Gold



**CODE & MATERIALS**  
PA-S220-AL2  
Solid wood frame,  
Cane, Aluminum alloy



**DIMENSIONS**  
W525 x D510 x H725mm  
Seating height: 445mm







# QT/Chillax

by Nic Graham

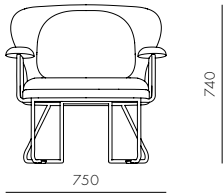
Initially developed for Australia’s pioneering QT Hotels brand, the QT collection is Nic Graham’s modern-day tribute to the mid-century movement. Drawing out retro details with a light touch, while allowing natural materials and traditional craftsmanship to take centre stage, the range communicates quality without compromising its casual appeal.

The QT collection and its slender, contoured counterpart Chillax make warm and welcoming additions to any contemporary interior, embodying the laidback, relaxed spirit of modern Australian life, with a wink to the pragmatism of mid-century Scandinavian design.

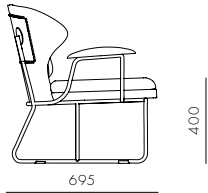
## Chillax Lounge Chair



**CODE & MATERIALS**  
CH-S131  
Stainless steel hairline gold & steel black powder coat matt, Solid wood arm rest, Upholstery



**DIMENSIONS**  
W750 x D695 x H740mm  
Seating height: 400mm



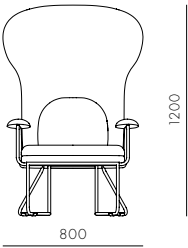




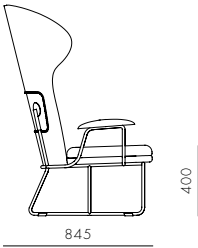
Chillax Highback Chair



**CODE & MATERIALS**  
CH-S141  
Stainless steel hairline gold & steel black powder coat matt, Solid wood arm rest, Upholstery



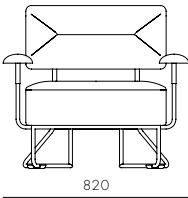
**DIMENSIONS**  
W800 x D845 x H1200mm  
Seating height: 400mm



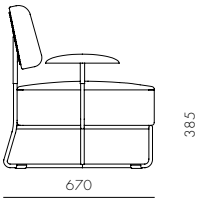
QT Chair



**CODE & MATERIALS**  
QT-S121  
Stainless steel hairline gold & steel black powder coat matt, Solid wood armrest, Upholstery



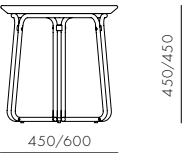
**DIMENSIONS**  
W820 x D670 x H720mm  
Seating height: 385mm



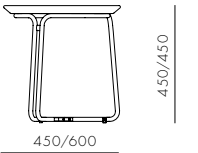
QT Coffee Table C450/C600



**CODE & MATERIALS**  
QT-T210-450  
QT-T210-600  
Wood veneer top, Stainless steel hairline gold & steel black powder coat matt



**DIMENSIONS**  
Φ450 x H450mm  
Φ600 x H450mm





# Rén

by Space Copenhagen

Rén was born of the desire to create a series of pieces in the Danish Modern tradition – high quality, thoughtfully crafted design that balances function with form and is accessible to all.

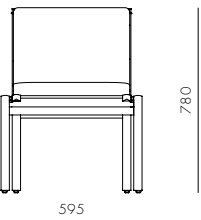
Fashioned from stained ash, Rén’s tables and chairs take this distinctly Nordic philosophy and incorporate craft techniques and aesthetic detail from the design traditions of Japan and China, resulting in a collection that, although inspired by a particular place and time, is both international and ageless in its scope.

## Rén Dining Chair



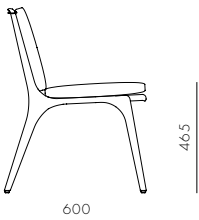
### CODE & MATERIALS

RN-S210  
Solid wood legs, Stainless steel hairline gold, VWood veneer frame, Upholstered cushion, Down filling



### DIMENSIONS

W595 x D600 x H780mm  
Seating height: 465mm

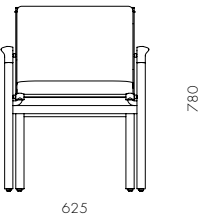


## Rén Dining Armchair



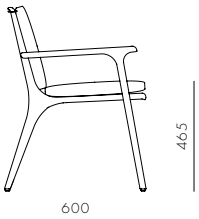
### CODE & MATERIALS

RN-S211  
Solid wood legs, Stainless steel hairline gold, VWood veneer frame, Upholstered cushion, Down filling



### DIMENSIONS

W625 x D600 x H780mm  
Seating height: 465mm





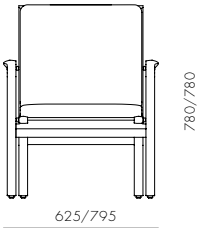


Rén Lounge Chair Small / Large



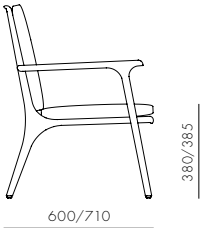
CODE & MATERIALS

RN-S111-S  
RN-S111-L  
Solid wood legs, Stainless steel  
hairline gold, Wood veneer frame,  
Upholstered cushion, Down filling



DIMENSIONS

W625 x D600 x H780mm  
W795 x D710 x H780mm  
Seating height: 380/385mm

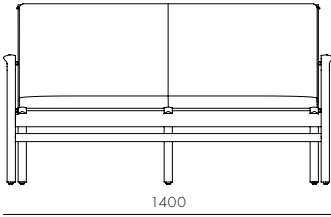


Rén Lounge Chair Two Seater



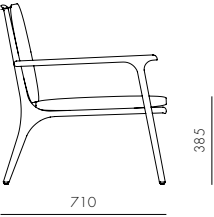
CODE & MATERIALS

RN-S121  
Solid wood legs, Stainless steel  
hairline gold, Wood veneer frame,  
Upholstered cushion, Down filling



DIMENSIONS

W1400 x D710 x H780mm  
Seating height: 385mm

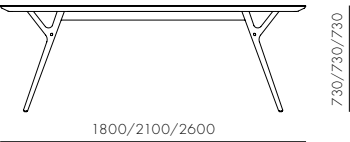


Rén Dining Table W1800 / W2100 / W2600



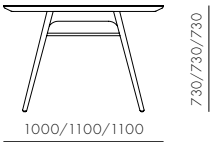
CODE & MATERIALS

RN-T411-1800  
RN-T411-2100  
RN-T411-2600  
Solid wood legs, Wood veneer  
top, Stainless steel hairline gold,  
Steel black powder coat matt



DIMENSIONS

W1800 x D1000 x H730mm  
W2100 x D1100 x H730mm  
W2600 x D1100 x H730mm



Rén Conference Table



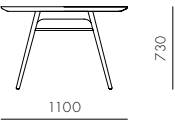
CODE & MATERIALS

RN-T610-3500  
Solid wood legs, Wood veneer  
top, Stainless steel hairline gold,  
Steel black powder coat matt



DIMENSIONS

W3500 x D1100 x H730mm



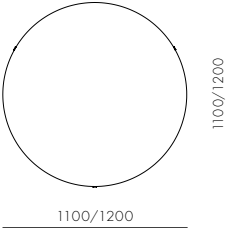




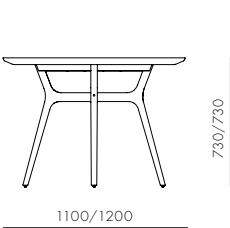
Rén Dining Table C1100 / C1200



**CODE & MATERIALS**  
RN-T420-1100  
RN-T420-1200  
Solid wood legs, Wood veneer top, Stainless steel hairline gold, Steel black powder coat matt



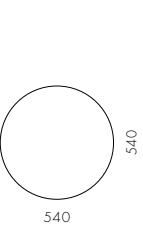
**DIMENSIONS**  
Φ1100 x H730mm  
Φ1200 x H730mm



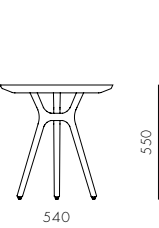
Rén Coffee Table



**CODE & MATERIALS**  
RN-T210-540  
Solid wood legs, Wood veneer top, Stainless steel hairline gold



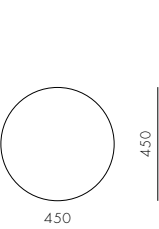
**DIMENSIONS**  
Φ540 x H550mm



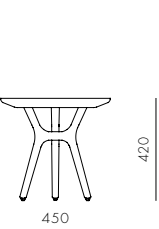
Rén Side Table



**CODE & MATERIALS**  
RN-T110-450  
Solid wood legs, Wood veneer top, Stainless steel hairline gold



**DIMENSIONS**  
Φ450 x H420mm



# Risom

by Jens Risom

Stellar Works is reissuing the C140 in its original caned back version, which has an upholstered back. The chairs come in a choice of Oak or Walnut. For the upholstery, Stellar works have selected Hallingdal 65 from Kvadrat, designed by mid-century Danish designer iconic Nanna Ditzel, in a choice of 457 (yellow), 547 (orange) 850 (blue).


The Iconic C140 chair was used in the White House under President Lyndon B. Johnson’s administration and Johnson was photographed sitting in it signing the Civil Rights Act in 1964 and the Highway. Beautification Act in 1965.

## Risom C275 Chair



**CODE & MATERIALS**  
RI-S220-VVD  
Solid wood frame, Upholstery

**DIMENSIONS**  
W470 x D540 x H800mm  
Seating height: 455mm

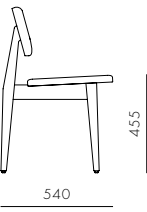
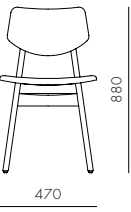


## Risom C276 Chair



**CODE & MATERIALS**  
RI-S220-UP  
Solid wood frame, Upholstery

**DIMENSIONS**  
W470 x D540 x H800mm  
Seating height: 455mm

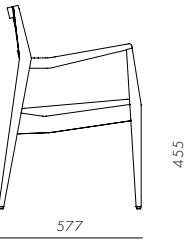
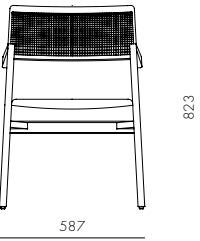


## Risom C140 Chair (1955)



**CODE & MATERIALS**  
RI-S211-CA  
Solid wood frame,  
Upholstery and cane

**DIMENSIONS**  
W587 x D577 x H823mm  
Seating height: 455mm

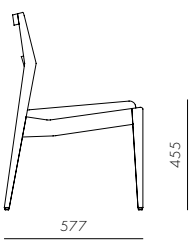
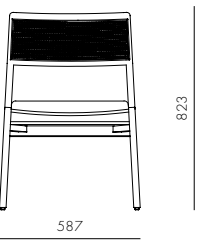


## Risom C141 Chair (1955)



**CODE & MATERIALS**  
RI-S210-CA  
Solid wood frame,  
Upholstery and cane

**DIMENSIONS**  
W587 x D577 x H823mm  
Seating height: 455mm

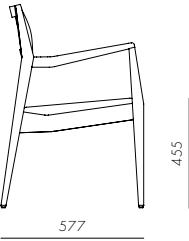
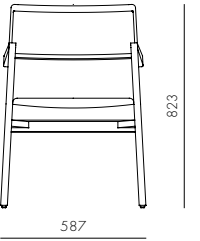


## Risom C142 / C143 Chair (1955)



**CODE & MATERIALS**  
RI-S211-UP  
RI-S210-UP  
Solid wood frame, Upholstery

**DIMENSIONS**  
W587 x D577 x H823mm  
W587 x D577 x H823mm  
Seating height: 455mm



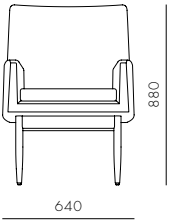





Risom C180 Chair



**CODE & MATERIALS**  
RI-S231  
Solid wood frame, Upholstery



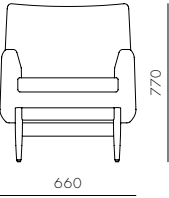
**DIMENSIONS**  
W640 x D665 x H880mm  
Seating height: 470mm



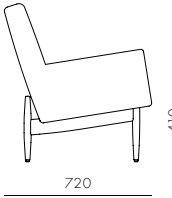
Risom U380 Chair



**CODE & MATERIALS**  
RI-S121  
Solid wood frame, Upholstery



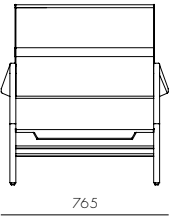
**DIMENSIONS**  
W660 x D720 x H770mm  
Seating height: 410mm



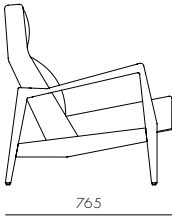
Risom Lounge Chair



**CODE & MATERIALS**  
RI-S111  
Solid wood frame, Upholstery



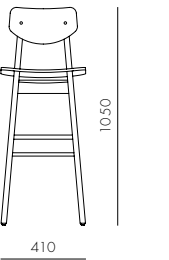
**DIMENSIONS**  
W765 x D765 x H825mm  
Seating height: 405mm



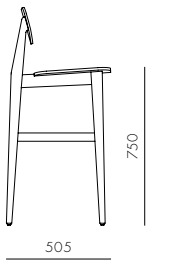
Risom C375 Chair



**CODE & MATERIALS**  
RI-S310-WD  
Solid wood frame, Upholstery



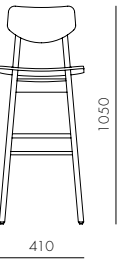
**DIMENSIONS**  
W410 x D505 x H1050mm  
Seating height: 750mm



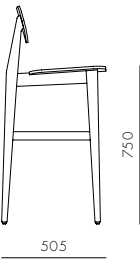
Risom C376 Chair



**CODE & MATERIALS**  
RI-S310-UP  
Solid wood frame, Upholstery



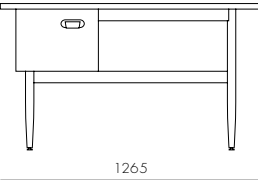
**DIMENSIONS**  
W410 x D505 x H1050mm  
Seating height: 750mm



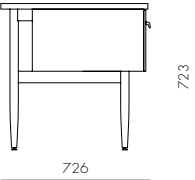
Risom Desk



**CODE & MATERIALS**  
RI-T710  
Solid wood legs and drawers,  
Wood veneer top



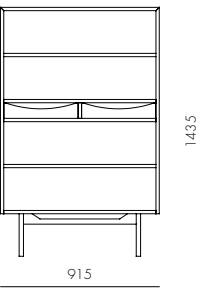
**DIMENSIONS**  
W1265 x D726 x H 723mm



Risom Shelves



**CODE & MATERIALS**  
RI-SF110  
Solid wood legs, Wood  
veneer panels



**DIMENSIONS**  
W915 x D320 x H1435mm









# Seiton

by OEO Studio

Seiton is a coherent modular storage system designed for the home, the office and for hospitality. The system is flexible and modular allowing the user to create unique solutions.

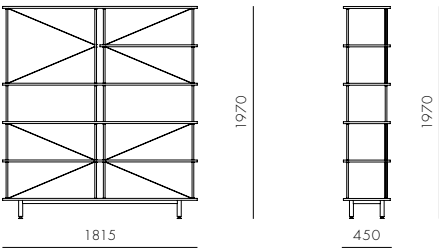
Seiton is designed for function and flexibility without loosing focus on aesthetics. The design is grand in style and appearance. The system can be configured in multiple ways - against a wall or freestanding as a room divider. Seiton comes as flat-pack and is easy to assemble. Key design elements of Seiton are functionality, contrast, materiality, refinement and detail. The design is solid and light in appearance and plays with positive and negative space. The system is focused on high quality and attention to detail.

## Seiton 5-1 L/R



**CODE & MATERIALS**  
SE-SF151-L  
SE-SF151-R  
Steel black powder coat matt,  
Wood veneer shelves

**DIMENSIONS**  
W1815 x D450 x H1970mm

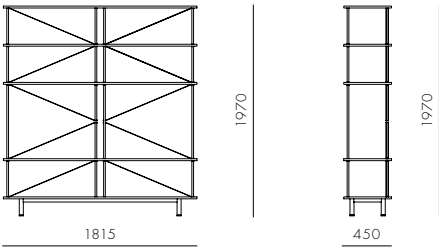


## Seiton 5



**CODE & MATERIALS**  
SE-SF150  
Steel black powder coat matt,  
Wood veneer shelves

**DIMENSIONS**  
W1815 x D450 x H1970mm

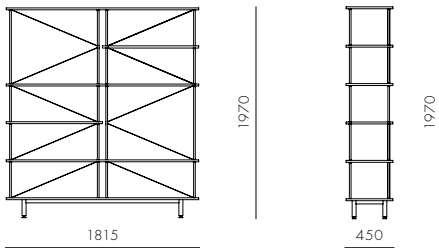


## Seiton 4-2 L/R



**CODE & MATERIALS**  
SE-SF142-L  
SE-SF142-R  
Steel black powder coat matt,  
Wood veneer shelves

**DIMENSIONS**  
W1815 x D450 x H1970mm

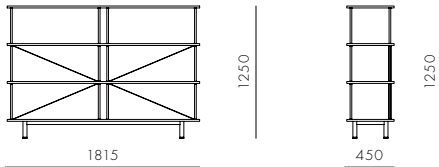


## Seiton 4



**CODE & MATERIALS**  
SE-SF140  
Steel black powder coat matt,  
Wood veneer shelves

**DIMENSIONS**  
W1815 x D450 x H1250mm



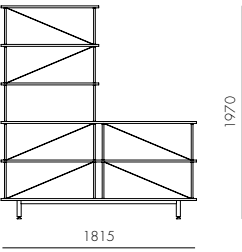


Seiton 3-3 L/R



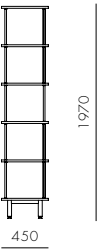
CODE & MATERIALS

SE-SF133-L  
SE-SF133-R  
Steel black powder coat matt,  
Wood veneer shelves



DIMENSIONS

W1815 x D450 x H1970mm

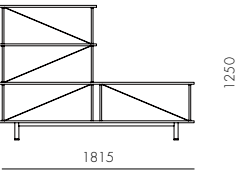


Seiton 2-2 L/R



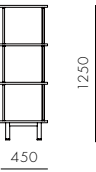
CODE & MATERIALS

SE-SF122-L  
SE-SF122-R  
Steel black powder coat matt,  
Wood veneer shelves



DIMENSIONS

W1815 x D450 x H1250mm

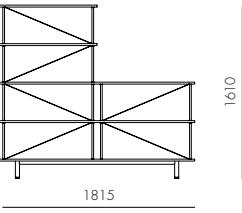


Seiton 3-2 L/R



CODE & MATERIALS

SE-SF132-L  
SE-SF132-R  
Steel black powder coat matt,  
Wood veneer shelves



DIMENSIONS

W1815 x D450 x H1610mm

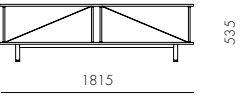


Seiton 2



CODE & MATERIALS

SE-SF120  
Steel black powder coat  
matt, Wood veneer shelves



DIMENSIONS

W1815 x D450 x H535mm

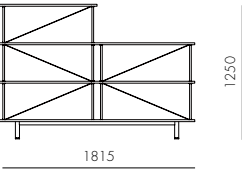


Seiton 3-1 L/R



CODE & MATERIALS

SE-SF131-L  
SE-SF131-R  
Steel black powder coat matt,  
Wood veneer shelves



DIMENSIONS

W1815 x D450 x H1250mm

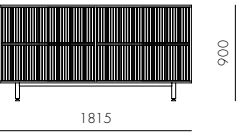


Seiton Cabinet High



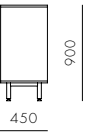
CODE & MATERIALS

SE-C110-H  
Solid wood with wood  
veneer panels, Steel black  
powder coat matt



DIMENSIONS

W1815 x D450 x H900mm

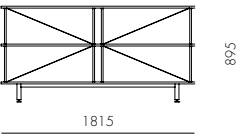


Seiton 3



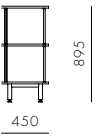
CODE & MATERIALS

SE-SF130  
Steel black powder coat  
matt, Wood veneer shelves



DIMENSIONS

W1815 x D450 x H895mm



Seiton Cabinet Low



CODE & MATERIALS

SE-C110-L  
Solid wood with wood  
veneer panels, Steel black  
powder coat matt



DIMENSIONS

W1815 x D450 x H540mm





Seiton TV Cabinet

**CODE & MATERIALS**  
SE-C120  
Solid wood with wood veneer panels, Steel black powder coat matt

**DIMENSIONS**  
W1815 x D450 x H540mm

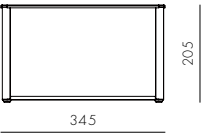
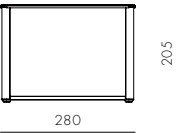


Seiton Box Large

**CODE & MATERIALS**  
SE-B120-L  
Aluminium frame, steel black powder coat matt cap, cardboard with fabric cover

**DIMENSIONS**  
W280 x D345 x H205mm

**COLOR**  
● ● ●

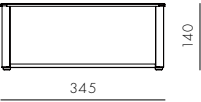
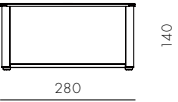


Seiton Box Small

**CODE & MATERIALS**  
SE-B120-S  
Aluminium frame, steel black powder coat matt cap, cardboard with fabric cover

**DIMENSIONS**  
W280 x D345 x H140mm

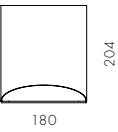
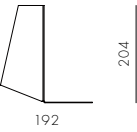
**COLOR**  
● ● ●



Seiton Bookend

**CODE & MATERIALS**  
SE-B110  
Steel black powder coat matt

**DIMENSIONS**  
W192 x D180 x H204mm





# Slow

by Space Copenhagen

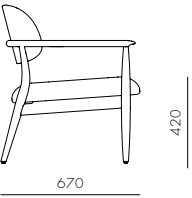
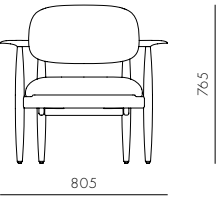
A nod to the pared-back aesthetic and relationship between hailed principles in Japanese and Scandinavian furniture making, the Slow collection consists of beautifully upholstered wooden furniture that explores the beauty of narrow, yet softly curved silhouettes. Crafted from quality solid woods, all items feature narrow legs that elevate and support, while seating features thick leather to maximize comfort. Decoration is kept to a minimum to enhance that sense of detail and shape.

## Slow Lounge Chair



**CODE & MATERIALS**  
SL-S111  
Solid wood frame, Upholstery

**DIMENSIONS**  
W805 x D670 x H765mm  
Seating height: 420mm

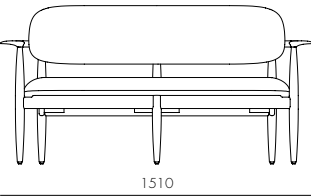


## Slow Lounge Chair Two Seater



**CODE & MATERIALS**  
SL-S121  
Solid wood frame, Upholstery

**DIMENSIONS**  
W1510 x D680 x H765mm  
Seating height: 420mm

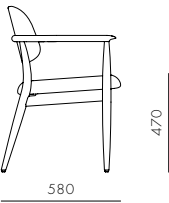
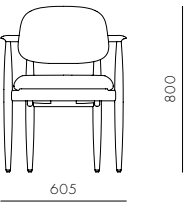


## Slow Dining Chair



**CODE & MATERIALS**  
SL-S211  
Solid wood frame, Upholstery

**DIMENSIONS**  
W605 x D580 x H800mm  
Seating height: 470mm

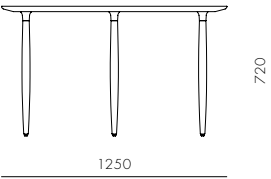
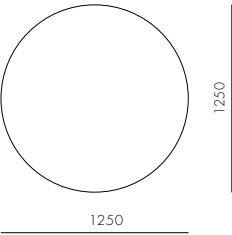


## Slow Dining Table



**CODE & MATERIALS**  
SL-T410-1250  
Solid wood frame, Wood veneer top, Stainless steel oil rubbed copper

**DIMENSIONS**  
Φ1250 x H720mm

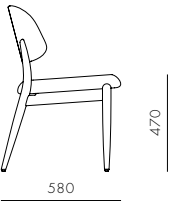
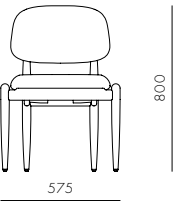


## Slow Side Chair



**CODE & MATERIALS**  
SL-S210  
Solid wood frame, Upholstery

**DIMENSIONS**  
W575 x D580 x H800mm  
Seating height: 470mm

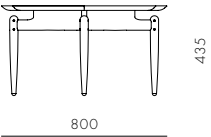
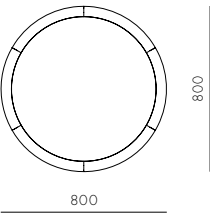


## Slow Coffee Table



**CODE & MATERIALS**  
SL-T210-800  
Solid wood frame, Wood veneer top

**DIMENSIONS**  
Φ800 x H435mm





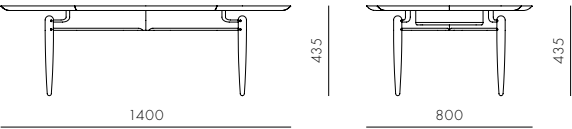


Slow Oval Coffee Table



**CODE & MATERIALS**  
SL-T220  
Solid wood frame,  
Wood veneer top

**DIMENSIONS**  
W1400 x D800 x H435mm



Slow Folding Tray Table



**CODE & MATERIALS**  
SL-T230  
Solid wood frame, Wood  
veneer top, Stainless steel  
oil rubbed copper

**DIMENSIONS**  
Φ590 x H570mm

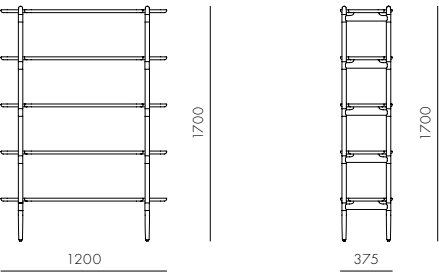


Slow Shelf 5



**CODE & MATERIALS**  
SL-SF110-5  
Solid wood frame, Wood veneer  
shelves, Stainless steel oil rubbed copper

**DIMENSIONS**  
W1200 x D375 x H1700mm

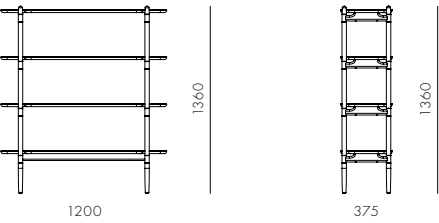


Slow Shelf 4



**CODE & MATERIALS**  
SL-SF110-4  
Solid wood frame, Wood  
veneer shelves, Stainless  
steel oil rubbed copper

**DIMENSIONS**  
W1200 x D375 x H1360mm

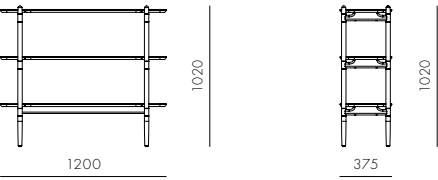


Slow Shelf 3



**CODE & MATERIALS**  
SL-SF110-3  
Solid wood frame, Wood  
veneer shelves, Stainless  
steel oil rubbed copper

**DIMENSIONS**  
W1200 x D375 x H1020mm

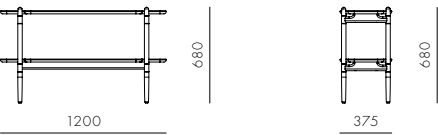


Slow Shelf 2



**CODE & MATERIALS**  
SL-SF110-2  
Solid wood frame, Wood  
veneer shelves, Stainless  
steel oil rubbed copper

**DIMENSIONS**  
W1200 x D375 x H680mm







# Stack

by Neri&Hu

The Stack Chair is a lightweight, stackable, multi-purpose chair suitable for many different spaces and occasions. Unlike standard chairs where the frame acts only as a supporting element for the seat and back, the thin tubular steel frame of the Stack Chair follows the entire silhouette of the chair. The continuous lines of the chair give a strong graphic character to it, while maintaining softness and comfort, due to the three-dimensional steel bending technique used.



## Stack Dining Chair

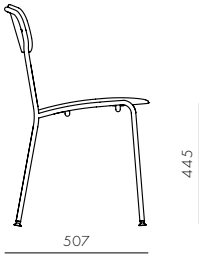
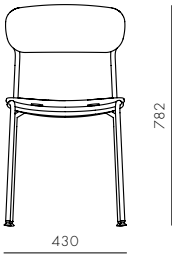


### CODE & MATERIALS

ST-S210  
Steel black powder coat matt,  
Wood veneer seat & back

### DIMENSIONS

W430 x D507 x H782mm  
Seating height: 445mm



# Stay

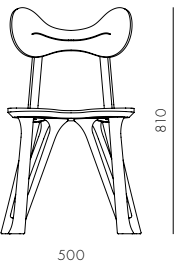
by Michele De Lucchi

The Stay Collection expresses sensitivity to nature. The collections's agile, playful, and organic structure is a consequence of eliminating the superfluous. The table is constructed from four pieces of wood that seamlessly join in the centre with a refined edge bevel design. The chair is composed in the form of a four-leaf clover, continuing the designs reference to natural forms.

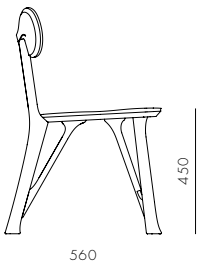
## Stay Dining Chair



**CODE & MATERIALS**  
SA-S210  
Solid wood



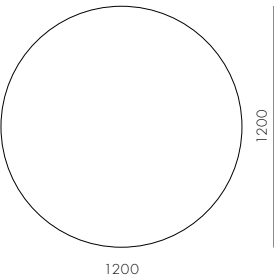
**DIMENSIONS**  
W500 x D560 x H810 mm  
Seating height: 450mm



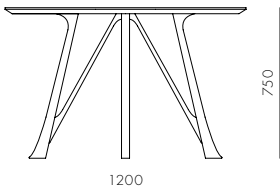
## Stay Dining Table



**CODE & MATERIALS**  
SA-T410  
Solid wood



**DIMENSIONS**  
Φ1200 x H750 mm







# SW

by OEO Studio

OEO Studio’s SW furniture series draws on the simple, functional forms championed by the early 20th-century Bauhaus movement to develop a collection of seating that is comfortable, elegant and contemporary.

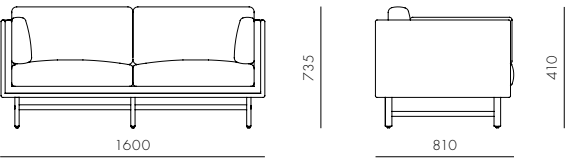
Created using solid wood, and upholstered in leather or fabric, the SW collection has been designed to bring clean-lined refinement to both homes and hospitality settings, demonstrating a purity of style through detailfocused craftsmanship, a soft, warming colour palette and high-quality materials.

## SW Sofa Two Seater



**CODE & MATERIALS**  
SW-S411  
Solid wood base, Upholstery

**DIMENSIONS**  
W1600 x D810 x H735mm  
Seating height: 410mm




## SW Sofa Three Seater



**CODE & MATERIALS**  
SW-S421  
Solid wood base, Upholstery

**DIMENSIONS**  
W2305 x D810 x H735mm  
Seating height: 410mm

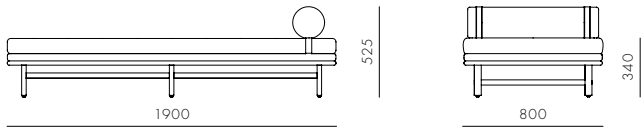


## SW Daybed



**CODE & MATERIALS**  
SW-B110  
Solid wood base, Upholstery

**DIMENSIONS**  
W1900 x D800 x H525mm  
Seating height: 340mm







Taylor

by YabuPushenlberg

Modernity reigns in the Taylor Collection. Beginning with a sleekly profiled wood frame that cradles sporty upholstery on the seat and back, this chameleon-like chair effortlessly evolved into sofas and tables to round out the collection. Taylor’s unwillingness to conform to a specific genre, sits well in any style of interior.

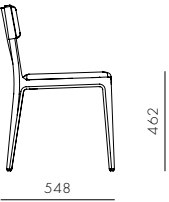
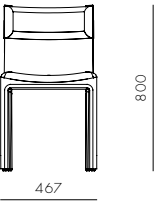
Taylor Dining Chair

CODE & MATERIALS

TA-S210  
Solid wood frame, Upholstery

DIMENSIONS

W467 x D548 x H800mm  
Seating high:462mm



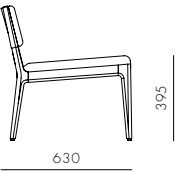
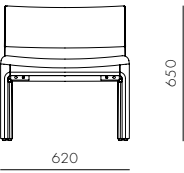
Taylor Lounge Chair

CODE & MATERIALS

TA-S112  
Solid wood frame, Upholstery

DIMENSIONS

W620 x D630 x H650mm  
Seating height: 395mm



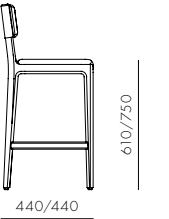
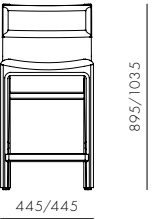
Taylor Bar Chair SH610 / SH750

CODE & MATERIALS

TA-S310-610  
TA-S310-750  
Solid wood frame, Upholstery,  
Stainless steel hairline aged gold

DIMENSIONS

W445 x D440 x H895mm  
W445 x D440 x H1035mm  
Seating high:610/750mm



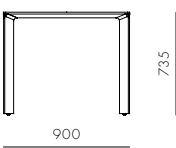
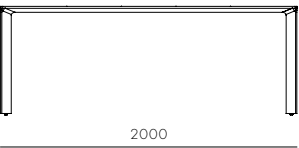
Taylor Dining Table

CODE & MATERIALS

TA-T410  
Solid wood legs, Wood veneer  
top, Stainless steel hairline black,  
Steel black powder coat matt

DIMENSIONS

W2000 x D900 x H735mm








Taylor Sofa

CODE & MATERIALS  
TA-S420  
Solid wood plywood frame,  
Upholstery

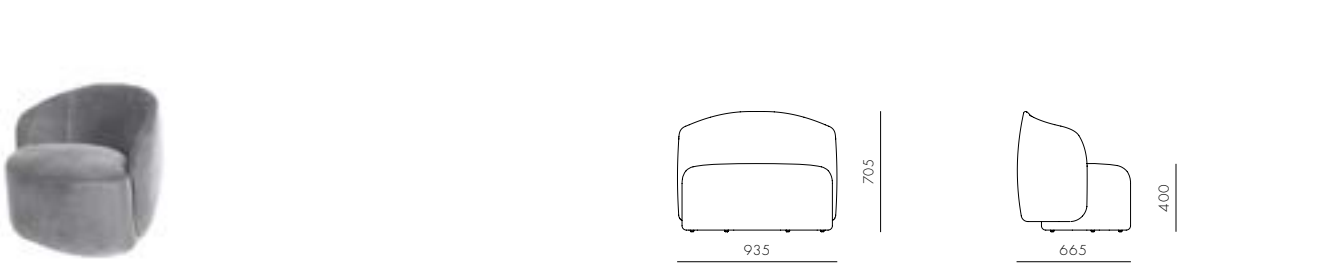
DIMENSIONS  
W2815 x D1290 x H700mm  
Seating high:400mm



Taylor Sofa One Seater

CODE & MATERIALS  
TA-S410  
Solid wood plywood frame,  
Upholstery

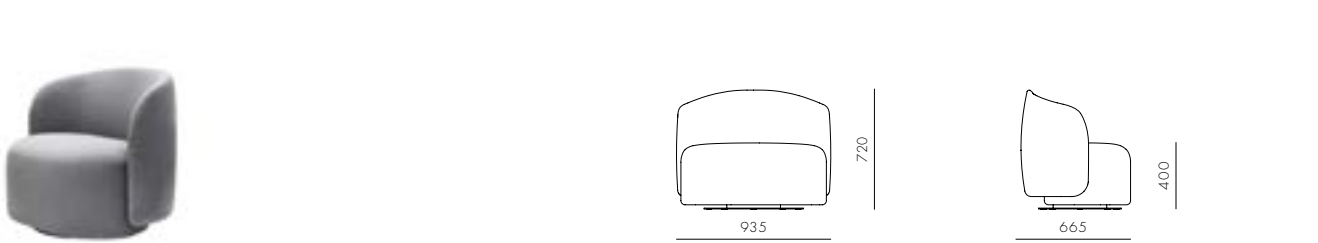
DIMENSIONS  
W935 x D665 x H705mm  
Seating high:400mm



Taylor Sofa One Seater-Swivel

CODE & MATERIALS  
TA-S411  
Solid wood plywood frame,  
Upholstery, Steel automatic  
reset 180° turntable

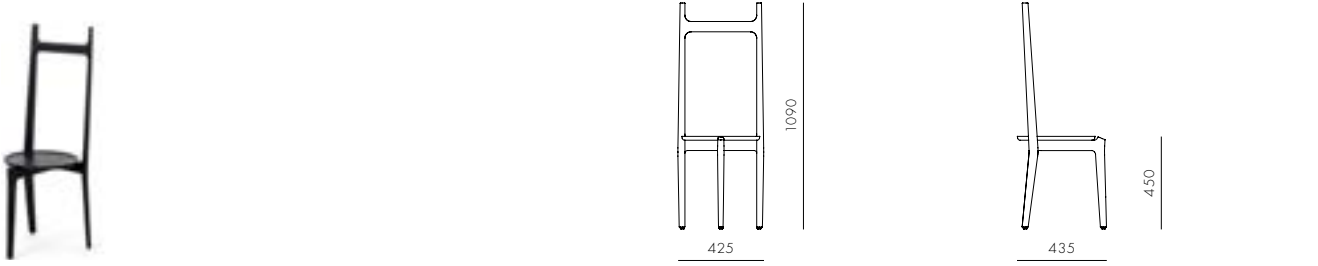
DIMENSIONS  
W935 x D665 x H720mm  
Seating high:400mm



Taylor Valet

CODE & MATERIALS  
TA-V110  
Solid wood frame,  
Veneer laminate top

DIMENSIONS  
W425 x D435 x H1090mm





# Utility

by Neri&Hu

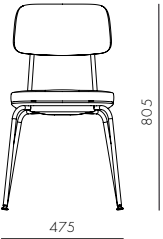
This durable seating series combines comfort with practicality and a highly sophisticated take on the enduringly popular industrial aesthetic.

Incorporating a range of lounge chairs, barstools and stools, the Utility collection is (as its name suggests) utilitarian in its references, while also featuring a palette of old-world and luxurious materials. The end result is a set of elegant and versatile pieces that fit seamlessly and gracefully into any environment, from high-end hospitality to residential projects.

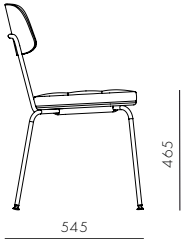
## Utility Stacking Chair U



**CODE & MATERIALS**  
UT-S230-UP  
Steel hairline aged gold,  
Upholstered seat and back



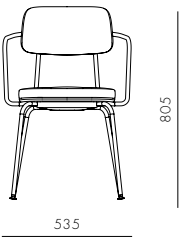
**DIMENSIONS**  
W475 x D545 x H805mm  
Seating height: 465mm



## Utility Stacking Armchair U



**CODE & MATERIALS**  
UT-S231-UP  
Steel hairline aged gold,  
Upholstered seat and back



**DIMENSIONS**  
W535 x D545 x H805mm  
Seating height: 465mm





Utility Chair U

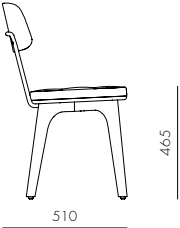
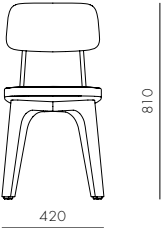


CODE & MATERIALS

UT-S210-UP  
Solid wood legs, Plywood panel, Steel hairline aged gold, Upholstery

DIMENSIONS

W420 x D510 x H810mm  
Seating height: 465mm



Utility Highback Chair

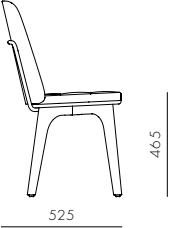
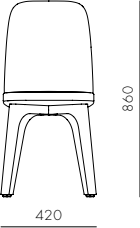


CODE & MATERIALS

UT-S220  
Solid wood legs, Plywood panel, Steel hairline aged gold, Upholstery

DIMENSIONS

W420 x D525 x H860mm  
Seating height: 465mm



Utility Armchair U

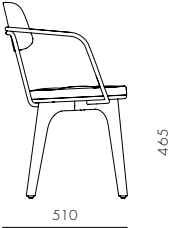
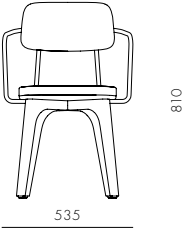


CODE & MATERIALS

UT-S211-UP  
Solid wood legs, Plywood panel, Steel hairline aged gold, Upholstery

DIMENSIONS

W535 x D510 x H810mm  
Seating height: 465mm



Utility Highback Armchair

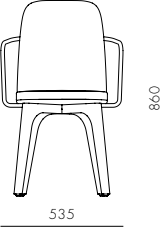


CODE & MATERIALS

UT-S221  
Solid wood legs, Plywood panel, Steel hairline aged gold, Upholstery

DIMENSIONS

W535 x D525 x H860mm  
Seating height: 465mm



Utility Chair V

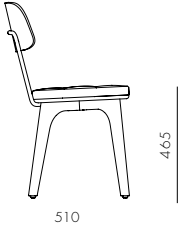
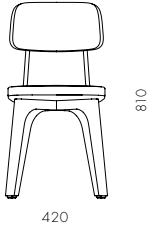


CODE & MATERIALS

UT-S210-WD  
Solid wood legs, Plywood panel, Steel hairline aged gold, Upholstery

DIMENSIONS

W420 x D510 x H810mm  
Seating height: 465mm



Utility Lounge Chair

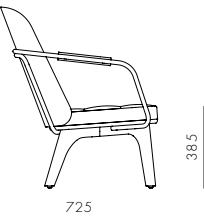
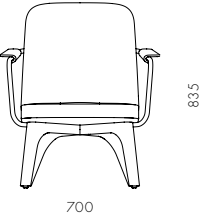


CODE & MATERIALS

UT-S111  
Solid wood legs, Plywood panel, Steel hairline aged gold, Upholstery

DIMENSIONS

W700 x D725 x H835mm  
Seating height: 385mm



Utility Armchair V

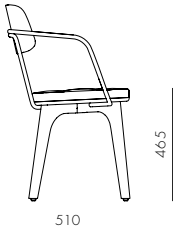
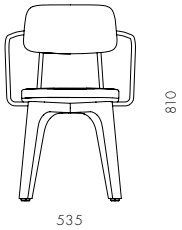


CODE & MATERIALS

UT-S211-WD  
Solid wood legs, Plywood panel, Steel hairline aged gold, Upholstery

DIMENSIONS

W535 x D510 x H810mm  
Seating height: 465mm



Utility Lounge Chair Two Seater

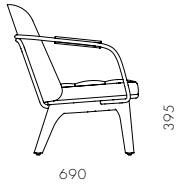
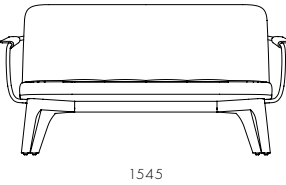


CODE & MATERIALS

UT-S121  
Solid wood legs, Plywood panel, Steel hairline aged gold, Upholstery

DIMENSIONS

W1545 x D690 x H790mm  
Seating height: 395mm







Utility Stool H460

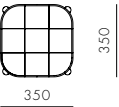


CODE & MATERIALS

UT-S610-460  
Solid wood legs, Plywood panel, Upholstery

DIMENSIONS

W350 x D350 x H460mm  
Seating height: 460mm



Utility Stool H610 / H760

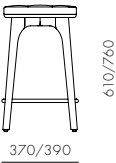
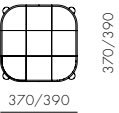


CODE & MATERIALS

UT-S610-610  
UT-S610-760  
Solid wood legs, Plywood panel, Steel hairline aged gold, Upholstery

DIMENSIONS

W370 x D370 x H610mm  
W390 x D390 x H760mm  
Seating height: 610/760mm



Utility Bar Chair SH610 / SH760

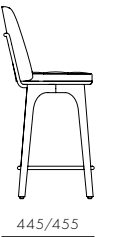
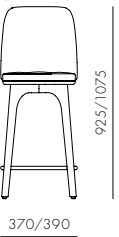


CODE & MATERIALS

UT-S310-610  
UT-S310-760  
Solid wood legs, Plywood panel, Steel hairline aged gold, Upholstery

DIMENSIONS

W370 x D445 x H925mm  
W390 x D455 x H1075mm  
Seating height: 610/760mm



Utility Café Table H900 / H1050

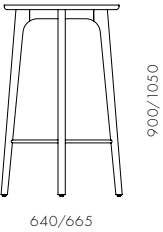
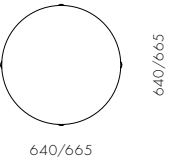


CODE & MATERIALS

UT-T310-900  
UT-T310-1050  
Solid wood legs, Steel hairline aged gold, Wood veneer top

DIMENSIONS

W640 x D640 x H900mm (Φ630)  
W665 x D665 x H1050mm (Φ630)



Utility Dining Table W1800 / W2100

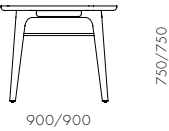
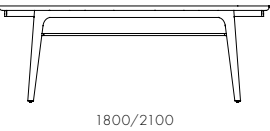


CODE & MATERIALS

UT-T410-1800  
UT-T410-2100  
Solid wood legs and drawers\*, Steel hairline aged gold, Wood veneer top

DIMENSIONS

W1800 x D900 x H750mm  
W2100 x D900 x H750mm



Utility Sofa 1 Side S

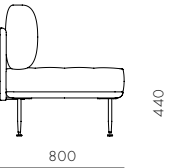
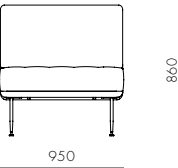


CODE & MATERIALS

UT-S411  
Wood veneer base, Stainless steel hairline aged gold / steel black powder coat matt, Upholstery

DIMENSIONS

W950 x D800 x H860mm  
Seating height: 440mm



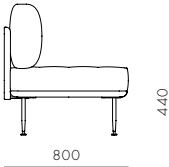
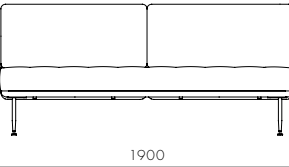
Utility Sofa 1 Side L

CODE & MATERIALS

UT-S410  
Wood veneer base, Stainless steel hairline aged gold / steel black powder coat matt, Upholstery

DIMENSIONS

W1900 x D800 x H860mm  
Seating height: 440mm



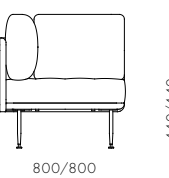
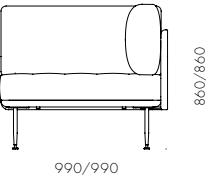
Utility Sofa 2 Sides S-L / S-R

CODE & MATERIALS

UT-S421-L  
UT-S421-R  
Wood veneer base, Stainless steel hairline aged gold / steel black powder coat matt, Upholstery

DIMENSIONS

W990 x D800 x H860mm  
W990 x D800 x H860mm  
Seating height: 440/440mm







Utility Sofa 2 Sides L-L / L-R

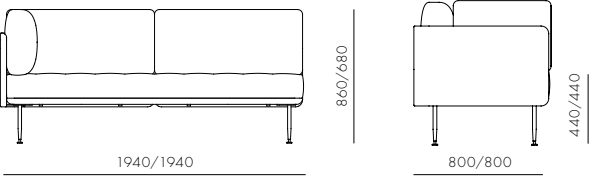


CODE & MATERIALS

UT-S420-L  
UT-S420-R  
Wood veneer base, Stainless steel  
hairline aged gold / steel black  
powder coat matt, Upholstery

DIMENSIONS

W1940 x D800 x H860mm  
W1940 x D800 x H860mm  
Seating height: 440/440mm



Utility Sofa 3 Sides S

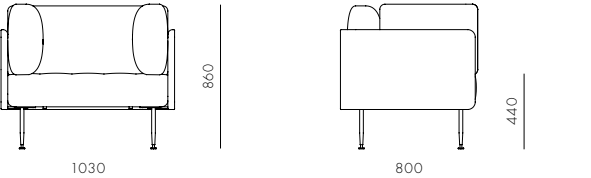


CODE & MATERIALS

UT-S431  
Wood veneer base, Stainless steel  
hairline aged gold / steel black  
powder coat matt, Upholstery

DIMENSIONS

W1030 x D800 x H860mm  
Seating height: 440mm



Utility Sofa 3 Sides L

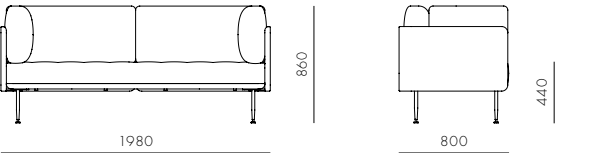


CODE & MATERIALS

UT-S430  
Wood veneer base, Stainless steel  
hairline aged gold / steel black  
powder coat matt, Upholstery

DIMENSIONS

W1980 x D800 x H860mm  
Seating height: 440mm



Utility Ottoman

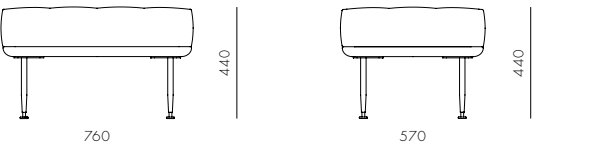


CODE & MATERIALS

UT-S510  
Wood veneer base, Stainless steel  
hairline aged gold / steel black  
powder coat matt, Upholstery

DIMENSIONS

W760 x D570 x H440mm



Utility Shelf Extension

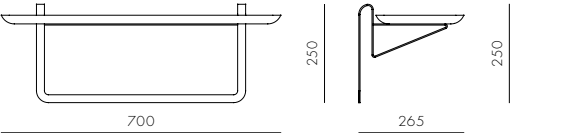


CODE & MATERIALS

UT-S400-A1  
Solid wood and wood veneer top,  
Stainless steel hairline aged gold /  
steel black powder coat matt

DIMENSIONS

W700 x D265 x H250mm



Utility Round Mirror Small / Large

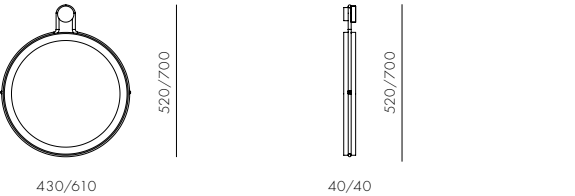


CODE & MATERIALS

UT-M110-S  
UT-M110-L  
Solid wood flame, Steel  
hairline aged gold, Mirror

DIMENSIONS

W430 x D40 x H520mm  
W610 x D40 x H700mm



Utility Long Mirror Small / Large



CODE & MATERIALS

UT-M120-S  
UT-M120-L  
Solid wood flame, Steel  
hairline aged gold, Mirror

DIMENSIONS

W515 x D50 x H2020mm  
W815 x D50 x H2020mm





# Wohlert

by Vilhelm Wohlert

Vilhelm Wohlert’s pared-down mid-century pieces have become iconic works in the design evolution of furniture for public spaces. Stellar Works’ Wohlert collection comprises of some of his most celebrated designs from the 1950s, revitalised for the modern day. Each piece showcases the Danish designer’s less-is-more ethos and talent for turning the structural into the sculptural.

The collection includes the timeless Piano and Louisiana Chairs – designed to complement Wohlert’s architectural work on the Louisiana Museum of Modern Art in Humlebæk, Denmark: simple, stackable, balanced and beautifully unadorned. His Triangle Chair, also found in the museum, was specifically created to provide visitors with a comfortable place to pause, sit back and soak up the scenery – just as it does today.

## Piano Chair (1955)

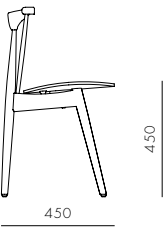



### CODE & MATERIALS

VV-S210-WD  
Solid wood frame,  
Wood veneer seat

### DIMENSIONS

W480 x D450 x H755mm  
Seating height: 450mm



## Louisiana Chair (1958)

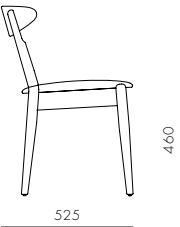
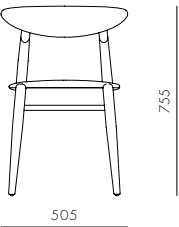


### CODE & MATERIALS

VV-S220  
Solid wood frame, Wood  
veneer back, Upholstered seat

### DIMENSIONS

W505 x D525 x H755mm  
Seating height: 460mm



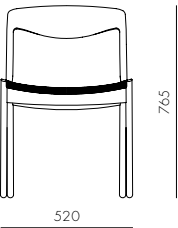




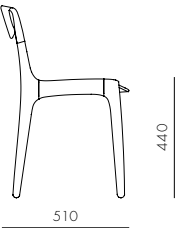
Church Chair (1956)



**CODE & MATERIALS**  
VV-S240  
Solid wood frame,  
Paper cord seat




**DIMENSIONS**  
W520 x D510 x H765mm  
Seating height: 440mm



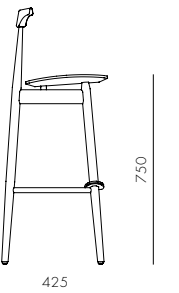
Wohlert Bar Chair



**CODE & MATERIALS**  
VV-S310  
Solid wood



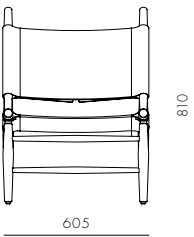
**DIMENSIONS**  
W415 x D425 x H1020mm  
Seating height: 750mm



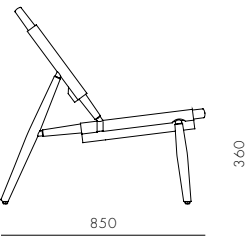
Triangle Chair (1952)



**CODE & MATERIALS**  
VV-S110  
Solid wood frame, Leather/  
saddle leather seat and back



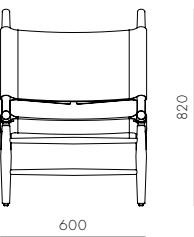
**DIMENSIONS**  
W605 x D850 x H810mm  
Seating height: 360mm



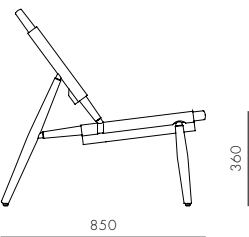
Aluminium Triangle Chair



**CODE & MATERIALS**  
VV-S120  
Aluminium frame,  
Batyline sling



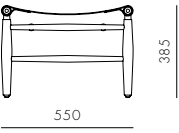
**DIMENSIONS**  
W600 x D850 x H820mm  
Seating height: 360mm



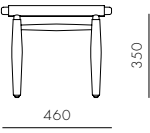
Triangle Ottoman



**CODE & MATERIALS**  
VW-S510  
Solid wood frame,  
Leather/saddle leather seat



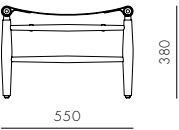
**DIMENSIONS**  
W550 x D460 x H385mm  
Seating height: 350mm



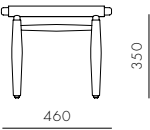
Aluminium Triangle Ottoman



**CODE & MATERIALS**  
VW-S520  
Aluminium frame, Batyline sling



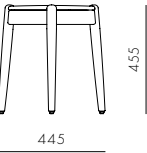
**DIMENSIONS**  
W550 x D460 x H380mm  
Seating height: 350mm



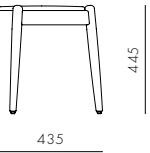
Louisiana Stool



**CODE & MATERIALS**  
VW-S620  
Solid wood frame,  
Upholstered seat



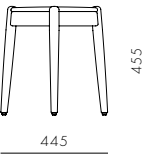
**DIMENSIONS**  
W445 x D435 x H455mm  
Seating height: 445mm



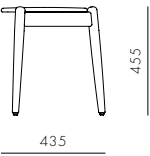
Louisiana Side Table



**CODE & MATERIALS**  
VW-T110  
Solid wood



**DIMENSIONS**  
W445 x D435 x H455mm





# Everyday

by Neri&Hu

As its name suggests, Everyday is inspired by the quotidian objects in our lives. It is reminiscent of the reading light next to our beds in our childhood homes, or the lamp above the teacher’s desk in school. The simplicity is somewhat nostalgic; something we are used to seeing every day, until suddenly we don’t anymore.

Neri&Hu purposefully designed an object that looks simple and ordinary, but is simultaneously functionally beautiful, to bring our attention back to the beauty of the lost everyday. Whether placed over a table to be used as a task light, or onto a wall for ambience, Everyday proudly reclaims its place – and that of common objects – in our lives.

Everyday comes in a wall mountable or pendant version and the aluminium frame comes in a choice of finishes – powder coated black, brass or silver plated – while the simple yet beautiful shade is available in either frosted or transparent glass.

## Everyday Ceiling/Wall Lamp



**CODE & MATERIALS**  
ED-C110  
Powder coated aluminum frame/  
plated aluminum, Glass shade

**DIMENSIONS**  
Φ180 x H137mm

**COLOR**  
● ● ●

*\* Outdoor version in black color is available for project orders. MOQ - 300 units.*



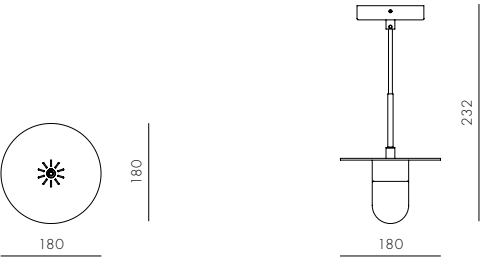
## Everyday Pendant



**CODE & MATERIALS**  
ED-P110  
Powder coated aluminum frame/  
plated aluminum, Glass shade

**DIMENSIONS**  
Φ180 x H232mm

**COLOR**  
● ● ●



# Haro

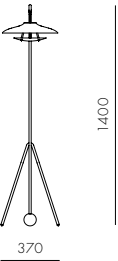
by Space Copenhagen

A poetic and industrial motif is coupled in the delicate and evocative lamp collection Haro, named after the Japanese word for 'halo'. Poised on a slender matte powder coated metal base, a refined, floating powder cated shade is repeated across the collection, creating the glowy, ambient layer of light for a multitude of uses.

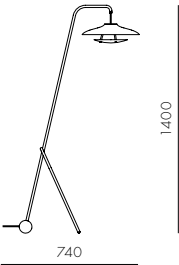
## Haro Floor Lamp



**CODE & MATERIALS**  
HA-F110  
Powder coated steel shade,  
Brass plated stainless steel structure



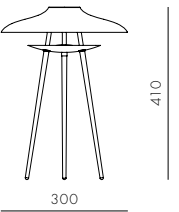
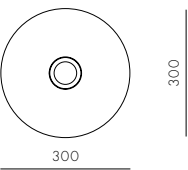
**DIMENSIONS**  
W370 x D740 x H1400mm



## Haro Table Lamp



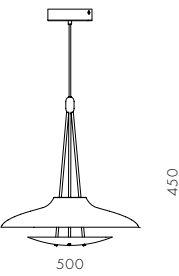
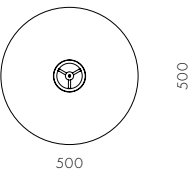
**CODE & MATERIALS**  
HA-TL110  
Powder coated steel shade,  
Brass plated stainless steel structure



## Haro Pendant



**CODE & MATERIALS**  
HA-P110  
Powder coated steel shade,  
Brass plated stainless steel structure

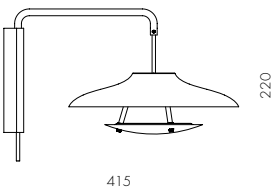
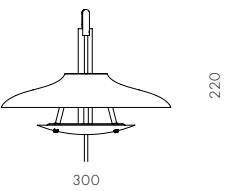


## Haro Wall Lamp



**CODE & MATERIALS**  
HA-W110  
Powder coated steel shade,  
Brass plated stainless steel structure

**DIMENSIONS**  
W300 x D415 x H220mm









# Kyoto Lamp

by OEO Studio

This series of floor lamps in solid wood is a tribute to both the historic woodcraft of Kyoto and the early years of Japanese aviation. The lamps’ structure invokes the intricacy of Japanese toy aircraft – in particular the Yoshida Hishou, an A-shaped plane fitted with two reverse propellers that successfully crossed Tokyo’s Sumida River in a 1911 model-aircraft contest.

The shade is created using Japan’s Unesco-listed washi paper, by the craftspeople of Kyoto, traditional makers of Japan’s distinctive wagasa (umbrellas made with washi and bamboo). Emitting a gentle, warm-toned light and creating a soft shadow play, the Kyoto Lamp enhances interiors through both its form and effect.



## Kyoto Floor Lamp



### CODE & MATERIALS

KY-L110  
Solid wood base, Washi paper,  
Brass plated stainless steel hardware

### DIMENSIONS

W710 x D615 x H1750mm





# Mūn

by OEO Studio

The design of the Mūn light series marries Asian design sensibilities with a timeless aesthetic, and targets both consumer and contract markets. The design ethos behind Mūn is playful, analogue and sculptural. A distillation of the essential elements of form and function. Mūn, the Japanese word for moon, takes shape in the form of a desk lamp, two types of floor lamps, pendants in s, m and large and a rechargeable lantern that can be used both indoor and outdoor.


For the design of Mūn, OEO Studio drew inspiration from analogue experiences and the poetry of rituals. The design of Mūn is compelling and minimalitic, with a subtle sophisticated appearance - almost mystical as the movement of the tide as the Moon orbits earth.

## Mūn Pendant Small



**CODE & MATERIALS**  
MN-P110-S  
Powder coated steel frame,  
Glass shade

**DIMENSIONS**  
Φ150 x H90mm



Mūn Pendant Middle


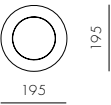


CODE & MATERIALS

MN-P110-M  
Powder coated steel frame,  
Glass shade

DIMENSIONS

Φ195 x H115mm



Mūn Pendant Large

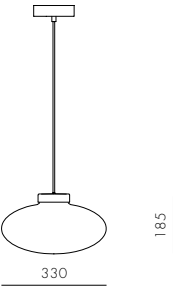
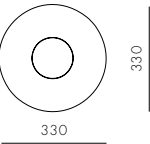


CODE & MATERIALS

MN-P110-L  
Powder coated steel frame,  
Glass shade

DIMENSIONS

Φ330 x H185mm



Mūn Rechargeable Lantern

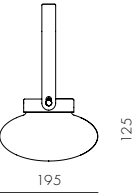
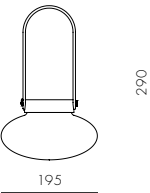


CODE & MATERIALS

MN-R110  
Powder coated steel frame,  
Silicone handle, Glass shade

DIMENSIONS

Φ195 x H290mm



Mūn Desk Lamp

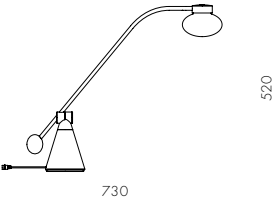
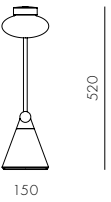


CODE & MATERIALS

MN-TL110  
Powder coated steel frame,  
Glass shade

DIMENSIONS

W150 x D730 x H520mm



Mūn Floor Lamp Adjustable

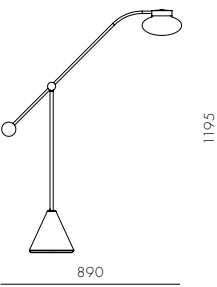
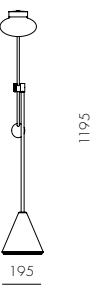


CODE & MATERIALS

MN-F110  
Powder coated steel frame,  
Glass shade

DIMENSIONS

W195 x D890 x H1195mm



Mūn Floor Lamp 145 / 170

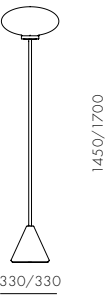


CODE & MATERIALS

MN-F120-L  
MN-F120-H  
Powder coated steel frame,  
Glass shade

DIMENSIONS

Φ330 x H1450mm  
Φ330 x H1700mm



Mūn Rechargeable Lantern Floor Stand

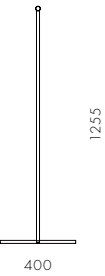


CODE & MATERIALS

MN-R110-A1  
Powder coated steel frame

DIMENSIONS

W400 x D420 x H1255mm



Mūn Rechargeable Lantern Wall Hook

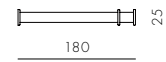


CODE & MATERIALS

MN-R110-A2  
Powder coated steel frame

DIMENSIONS

Φ25 x D180mm







# Yama

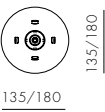
by Space Copenhagen

‘Yama’ is Japanese for ‘mountain’. Created on the clear geometric form of a cone, Yama is a collection of pendant lamps, offered in a range of different materials that each sets a different tone. The construction becomes the decorative feature, resulting in an honest and simple expression that lends itself well to a multitude of uses from repetition or sculptural feature in bigger spaces to classic accent lighting.

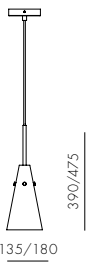
## Yama Pendant Glass Small / Middle



**CODE & MATERIALS**  
YA-P110-S  
YA-P110-M  
Glass shade, Brass plated stainless steel structure



**DIMENSIONS**  
Φ135 x H390mm  
Φ180 x H475mm

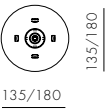


**COLOR**  
● ○

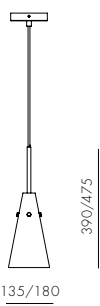
## Yama Pendant Metal Small / Middle



**CODE & MATERIALS**  
YA-P120-S  
YA-P120-M  
Powder coated aluminium shade, Brass plated stainless steel structure



**DIMENSIONS**  
Φ135 x H390mm  
Φ180 x H475mm



**COLOR**  
● ● ●





# Space Invaders

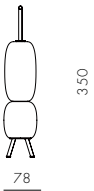
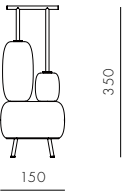
by Luca Nichetto

Space Invaders is an eclectic collection of objects with different functionality and a bold character. Table and floor lamps, small tables with integrated light and trays find their own aesthetic in the juxtaposition of material and shapes that interpenetrate each other, marking an invasion of space that creates an original modularity. It is in this way that a luminous pearl stands between the base and the top of the side table, or that a series of glass spheres fill the metal structure of the lamps, or that the solidity of wooden trays find their balance resting, while other trays with a Yo-yo shape fit one another, creating multiple combinations. The result is a playful group of timeless design objects, able to invade a variety of environments.

## Space Invaders Dhala Rechargeable Lamp

**CODE & MATERIALS**  
SI-R110  
Steel black powder coat  
matt base, Handle and leg,  
Murano glass shade

**DIMENSIONS**  
W150 x D78 x H350mm







Space Invaders Dhala Table Lamp

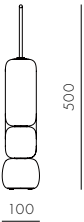
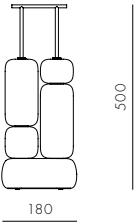


CODE & MATERIALS

SI-TL110  
Steel black powder coat  
matt base and handle,  
Murano glass shade

DIMENSIONS

W180 x D100 x H500mm



Space Invaders Hoba Side Table

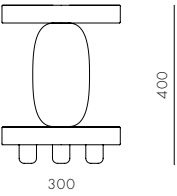
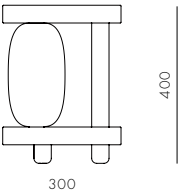


CODE & MATERIALS

SI-T110  
Wood base and top,  
Murano glass shade

DIMENSIONS

Φ300 x H400mm



Kaali - Matt



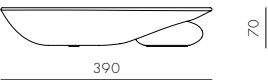
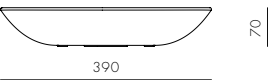
CODE & MATERIALS

SI-TR120-M  
MDF matt lacquered top+MDF  
high glossy lacquered base

DIMENSIONS

Φ390 x H70mm

COLOR



Kaali - Wood



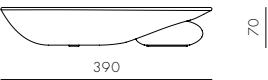
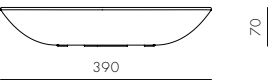
CODE & MATERIALS

SI-TR120-W  
North America walnut top+MDF  
high glossy lacquered base

DIMENSIONS

Φ390 x H70mm

COLOR



Lonar D285



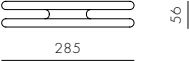
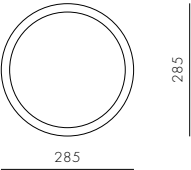
CODE & MATERIALS

SI-TR110-S  
MDF matt lacquered

DIMENSIONS

Φ285 x H56mm

COLOR



Lonar D350



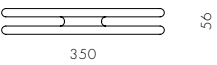
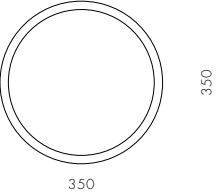
CODE & MATERIALS

SI-TR110-L  
MDF matt lacquered

DIMENSIONS

Φ350 x H56mm

COLOR



# Arita

by Neri&Hu

In 1616, porcelain stones were discovered at Izumayama mountain, which gave birth to Japan's very first porcelain. In the Edo era, many tableware artifacts belonging to Japanese feudal lords were made from Arita porcelain, manufactured in the northern part of Kyushu Island. After a research trip to Japan, Neri&Hu were inspired to reinterpret this historic manufacturing technique by using it in the production of the Arita collection for Stellar Works. The result is a contemporary dining collection with a 400 year old story behind it.

## Arita Vessels



The ceramic set of seven bowls and plates started as a project ensemble under. A Cabinet of Curiosity of seven objects to be displayed in the glass cabinet. Each ceramic piece is a different size with varying heights and volumes, blurring the typology of bowls and plates to respond to the contemporary lifestyle of full flexibility with distinction. Each vessel shape offers endless functional possibilities, yet any combination of them suggests a rebirth of a personalised table styling.

## Arita Liquid



These containers, inspired by Chinese traditional wine bottles, offer two sizes for cold or warm liquids. The cups can be stacked at the neck of the bottle to complete the visually interesting set, while the brass holder offers a graceful detail to the simple white shape.







**CODE & MATERIALS**  
AR-VS1-A  
C74 x H90mm



**CODE & MATERIALS**  
AR-VS1-B  
C122 x H58mm



**CODE & MATERIALS**  
AR-VS1-C  
C147 x H66mm



**CODE & MATERIALS**  
AR-VS1-D  
C188 x H35mm



**CODE & MATERIALS**  
AR-VS1-E  
C213 x H42mm



**CODE & MATERIALS**  
AR-VS1-F  
C264 x H20mm



**CODE & MATERIALS**  
AR-VS1-G  
C290 x H31mm



**CODE & MATERIALS**  
AR-LS3-S  
C100 x H120mm



**CODE & MATERIALS**  
AR-LS3-L  
C100 x H145mm



**CODE & MATERIALS**  
AR-LS3-C  
C99 x H30mm



**CODE & MATERIALS**  
C55 x H150mm

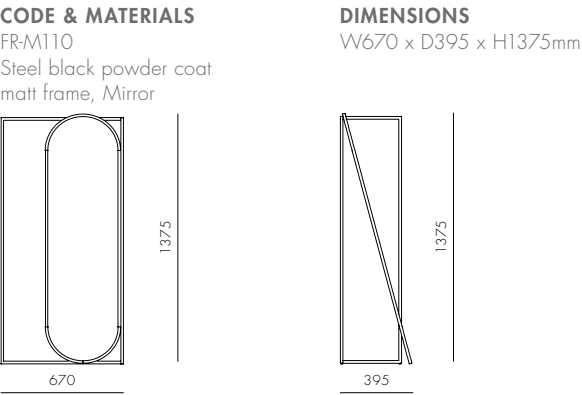


# Frame

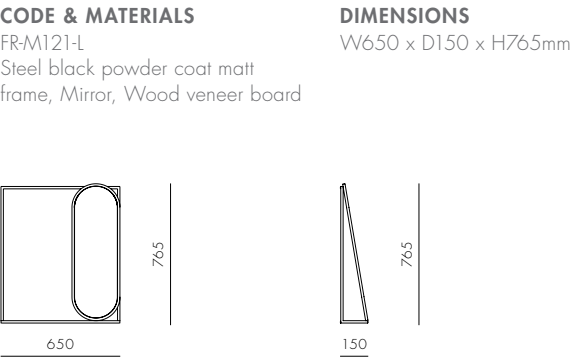
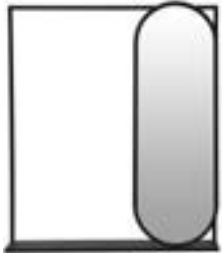
by Nendo

An L-shaped steel frame that can be hung on a wall. Suitable as a towel bar, holding a mirror at two points, and as a shelf if the gap is filled, its simple structure belies the consequent ability to perform multiple roles. Smaller, circular mirrors as well as elliptical mirrors are available, and they can be used in any combination with shelves or towel bars. There are also floor mirrors, to be used not only as full-length mirrors but also as garment racks.

## Frame Floor Mirror



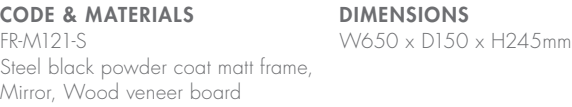
## Frame Wall Mirror Large




## Frame Wall Mirror Small




## Frame Wall Mirror Small With Board



## Frame Shelf



## Frame Shelf with Board







# Wall

by Space Copenhagen

The inspiration behind the Wall Rugs collection comes from a fascination and attraction to textures, patina, tactility, with balances and contrasts between smooth and rough, soft and hard, horizontal and vertical, light and shadow. The intricacy of how various surfaces age, old walls and buildings of different nature, is intuitively interpreted in the creation of these rugs: creating fragments of these aging surfaces and textures into free patterns of beautiful colours blending and fading, allowing the tactile walls to become soft floors. All the names of the rugs relate to the same sensuous mechanisms and constant flow of memories— dune, moon, nude, tundra, midnight, gold—referring to esoteric values, a mood or a state of mind, rather than a specific colour.

## Dune



**CODE & MATERIALS**

WL-R001-S  
WL-R001-M  
WL-R001-L  
100% Pure new zealand wool

**DIMENSIONS**

W2000 x H1400mm  
W2400 x H1700mm  
W3000 x H2400mm



## Midnight




**CODE & MATERIALS**

WL-R002-S  
WL-R002-M  
WL-R002-L  
100% Pure new zealand wool

**DIMENSIONS**

W2000 x H1400mm  
W2400 x H1700mm  
W3000 x H2400mm







Tundra

CODE & MATERIALS	DIMENSIONS
WL-R003-S	W2000 x H1400mm
WL-R003-M	W2400 x H1700mm
WL-R003-L	W3000 x H2400mm
100% Pure new zealand wool	




Nude

CODE & MATERIALS	DIMENSIONS
WL-R004-S	W2000 x H1400mm
WL-R004-M	W2400 x H1700mm
WL-R004-L	W3000 x H2400mm
100% Pure new zealand wool	



Moon

CODE & MATERIALS	DIMENSIONS
WL-R005-S	W2000 x H1400mm
WL-R005-M	W2400 x H1700mm
WL-R005-L	W3000 x H2400mm
100% Pure new zealand wool	



# Linen

## Black Rug



**CODE & MATERIALS**  
LI-RO01-S  
LI-RO01-L  
100% Linen

**DIMENSIONS**  
W1800 x H1200mm  
W3000 x H2400mm



## Taupe Rug



**CODE & MATERIALS**  
LI-RO02-S  
LI-RO02-L  
100% Linen

**DIMENSIONS**  
W1800 x H1200mm  
W3000 x H2400mm



## Mink Rug



**CODE & MATERIALS**  
LI-RO03-S  
LI-RO03-L  
100% Linen

**DIMENSIONS**  
W1800 x H1200mm  
W3000 x H2400mm



## Gray Blanket



**CODE & MATERIALS**  
LN- T001  
100% Linen

**DIMENSIONS**  
W1800 x H1100mm



## Flax Blanket



**CODE & MATERIALS**  
LN- T002  
100% Linen

**DIMENSIONS**  
W1800 x H1100mm



## Desert Blanket



**CODE & MATERIALS**  
LN- T003  
100% Linen

**DIMENSIONS**  
W1800 x H1100mm















---

#### PRODUCT LIST BY CATEGORY

- DINING CHAIRS
- LOUNGE CHAIRS
- STOOLS & BAR CHAIRS
- BENCHES & TWO-SEATER CHAIRS
- SOFAS & BEDS
- TABLES
- CABINETS & SHELVING
- LAMPS
- ACCESSORIES

DINING CHAIRS



Aya Dining Chair  
AY-S210  
Pg. 50



Aya Dining Armchair  
AY-S211  
Pg. 51



Blink Dining Chair  
BL-S210  
Pg. 58



Bund Dining Chair  
BU-S210  
Pg. 68



Church Chair (1956)  
VW-S240  
Pg. 227



Crawford Dining Chair U  
CR-S210-UP  
Pg. 76



Crawford Dining Chair W  
CR-S210-WVD  
Pg. 76



Crawford Soft Dining Chair  
CR-S220  
Pg. 79



Exchange Dining Chair  
EX-S211  
Pg. 98



Exchange Highback Chair  
EX-S231  
Pg. 98



Industry Dining Chair  
IN-S210  
Pg. 127



Industry Dining Armchair  
IN-S211  
Pg. 127



Journey Dining Chair-CV  
JN-S210-CV  
Pg. 134



Journey Dining Chair-LE  
JN-S210-LE  
Pg. 135



Journey Dining Armchair-CV  
JN-S211-CV  
Pg. 135



Journey Dining Armchair-LE  
JN-S211-LE  
Pg. 135



Laval Chair  
LA-S220  
Pg. 142



Louisiana Chair (1958)  
VW-S220  
Pg. 224



Lunar Dining Chair Large  
LN-S211-L  
Pg. 145



Lunar Dining Chair Small  
LN-S211-S  
Pg. 145



Mandarin Dining Chair  
MA-S211  
Pg. 153



Ming Aluminium Chair  
MI-S221  
Pg. 157



Ori Dining Chair  
OR-S210  
Pg. 158



Ori Dining Armchair  
OR-S211  
Pg. 158



Pagoda Chair Upholstery  
-Wood Leg  
PA-S210-WD  
Pg. 160



Pagoda Chair Upholstery  
- Aluminum Leg Silver  
PA-S210-AL1  
Pg. 160



Pagoda Chair Upholstery  
- Aluminum Leg Gold  
PA-S210-AL2  
Pg. 161



Pagoda Chair Cane  
- Wood Leg  
PA-S220-WD  
Pg. 161



Pagoda Chair Cane -  
Aluminum Leg Silver  
PA-S220-AL1  
Pg. 161



Pagoda Chair Cane -  
Aluminum Leg Gold  
PA-S220-AL2  
Pg. 161

DINING CHAIRS



Piano Chair (1955)  
VW-S210-WD  
Pg. 224



Rén Dining Chair  
RN-S210  
Pg. 168



Rén Dining Armchair  
RN-S211  
Pg. 168



Risom C275 Chair  
RI-S220-WD  
Pg. 176



Risom C276 Chair  
RI-S220-UP  
Pg. 177



Risom C140 Chair (1955)  
CC-S211-CA  
Pg. 177



Risom C141 Chair (1955)  
RI-S210-CA  
Pg. 177



Risom C142/C143  
Chair (1955)  
RI-S211-UP/RI-S210-UP  
Pg. 177



Risom C180 Chair  
RI-S231  
Pg. 180



Slow Dining Chair  
SL-S211  
Pg. 190



Slow Side Chair  
SL-S210  
Pg. 190



Stack Dining Chair  
ST-S210  
Pg.198



Stay Dining Chair  
SA-S210  
Pg.200



Taylor Dining Chair  
TA-S210  
Pg. 209



Utility Armchair U  
UT-S211-UP  
Pg. 214



Utility Armchair V  
UT-S211-WD  
Pg. 214



Utility Stacking Armchair U  
UT-S231-UP  
Pg. 212



Utility Chair U  
UT-S210-UP  
Pg. 214



Utility Chair V  
UT-S210-WD  
Pg. 214



Utility Chair Stacking U  
UT-S230-UP  
Pg. 212



Utility Highback Armchair  
UT-S221  
Pg. 215



Utility Highback Chair  
UT-S220  
Pg. 215



LOUNGE CHAIRS



Aluminium Triangle Chair  
VW-S120  
Pg. 227



Arc Highback Lounge Chair  
AR-S121  
Pg. 38



Arc Lounge Chair  
AR-S111  
Pg. 38



Aya Lounge Chair  
AY-S111  
Pg. 51



Blink Lounge Chair  
BL-S410  
Pg. 60



Bund Lounge Chair  
BU-S111  
Pg. 68



Chillax Highback Chair  
CH-S141  
Pg. 167



Chillax Lounge Chair  
CH-S131  
Pg. 164



Cotton Club  
Lounge Chair (1988)  
CF-S111  
Pg. 75



Crawford Lounge Chair 2.0  
CR-S111-R2  
Pg. 82



Exchange Lounge Chair  
EX-S111  
Pg. 101



Float Sofa 1 Seater -  
Armless/1 Arm/2 Arm  
FL-S411/412/413  
Pg. 104/106



Industry Lounge Chair  
IN-S111  
Pg. 127



Kite Lounge Chair  
Narrow/Deep  
KT-S110-N/D  
Pg. 138/139



Kite Highback  
Narrow/Deep  
KT-S120-N/D  
Pg. 139



Lunar Highback Lounge Chair  
LN-S121  
Pg. 144



Lunar Lounge Chair Large  
LN-S111-L  
Pg. 145



Lunar Lounge Chair Small  
LN-S121-S  
Pg. 145



Mandarin Lounge Chair  
MA-S111  
Pg. 153



QT Chair  
QT-S121  
Pg. 167



Rén Lounge Chair  
Small/Large  
RN-S111-S/L  
Pg. 172



Risom U380 Chair  
RI-S121  
Pg. 180



Risom Lounge Chair  
RI-S111  
Pg. 180



Slow Lounge Chair  
SL-S111  
Pg. 191



Taylor Lounge Chair  
TA-S112  
Pg. 209



Triangle Chair (1952)  
VW-S110  
Pg. 227



Utility Lounge Chair  
UT-S111  
Pg. 215



Aluminium Triangle Ottoman  
VW-S520  
Pg. 228



Triangle Ottoman  
VW-S510  
Pg. 228

STOOLS & BAR CHAIRS



Blend Stool W  
BD-S620-WD  
Pg. 54



Blend Stool High  
BD-S610-H  
Pg. 57



Blend Upholstery U  
BD-S620-UP  
Pg. 57



Blend Chair W  
BD-S210-WD  
Pg. 57



Blend Chair U  
BD-S210-UP  
Pg. 57



Blink Bar Stool SH750  
BL-S610-750  
Pg. 60



Blink Counter Stool SH610  
BL-S610-610  
Pg. 60



Blink Vanity Stool SH470  
BL-S610-470  
Pg. 58



Bund Bar Chair  
SH610/SH750  
BU-S310-610/750  
Pg. 71



Exchange Bar Chair  
SH610/SH750  
EX-S311-610/750  
Pg. 101



Freja Bar Stool SH450/610/750  
Leather Stripe Seat  
FE-S610/S310/S320-LS  
Pg. 112



Freja Bar Stool SH450/610/750  
Leather Seat  
FE-S610/S310/S320-LE  
Pg. 112



Freja Bar Stool SH450/610/750  
Paper Cord Seat  
FE-S610/S310/S320-PC  
Pg. 113



Industry Bar Chair SH610/  
SH750  
IN-S310-610/750  
Pg. 127



James Stool  
JA-S610  
Pg. 131



Louisiana Stool  
VW-S620  
Pg. 228



Lunar Bar Chair SH750  
LN-S311-750  
Pg. 148



Risom C375 Chair  
RI-S310-WD  
Pg. 180



Risom C376 Chair  
RI-S310-UP  
Pg. 181



Taylor Bar Chair  
SH610/SH750  
TA-S310-610/750  
Pg. 209



Utility Bar Chair  
SH610/SH760  
UT-S310-610/760  
Pg. 218



Utility Stool H460  
UT-S610-460  
Pg. 218



Utility Stool 610/H760  
UT-S610-610/760  
Pg. 218



Wohlert Bar Chair  
VW-S310  
Pg. 211

BENCHES & TWO-SEATER CHAIRS



Cotton Club Lounge Chair  
Two Seater (1988)  
CF-S121  
Pg. 75



Exchange Chair Two Seater  
EX-S221  
Pg. 101



Freja Bench Leather  
Stripe Seat  
FE-S620-LS  
Pg. 113



Freja Bench Leather Seat  
FE-S620-LE  
Pg. 113



Freja Bench Paper  
Cord Seat  
FE-S620-PC  
Pg. 113



Mandarin Bench  
MA-S610  
Pg. 153



Rén Lounge Chair  
Two Seater  
RN-S121  
Pg. 172



Slow Lounge Chair  
Two Seater  
SL-S121  
Pg. 191



Utility Lounge Chair  
Two Seater  
UT-S121  
Pg. 215

SOFAS & BEDS



Arc Sofa Highback  
Love Seat  
AR-S410  
Pg. 42



Arc Sofa Highback  
Love Seat L/R  
AR-S410-L/R  
Pg. 42



Arc Sofa Love Seat  
AR-S430  
Pg. 42



Arc Sofa Three Seater  
AR-S420  
Pg. 43



Atelier Center-Skirt  
AT-S410  
Pg. 44



Atelier Corner-Skirt  
AT-S420  
Pg. 46



Atelier Chaise  
Lounge L / R-Skirt  
AT-S430-L/R  
Pg. 46



Atelier Ottoman-Skirt  
AT-S510  
Pg. 46



Atelier Center-Leg  
AT-S411  
Pg. 46



Atelier Corner-Leg  
AT-S421  
Pg. 47



Atelier Chaise  
Lounge L / R-Leg  
AT-S431-L/R  
Pg. 47



Atelier Ottoman-Leg  
AT-S511  
Pg. 47



Blink Sofa Two Seater  
BL-S420  
Pg. 60



Blink Sofa Three Seater  
BL-S430  
Pg. 61



Crawford Sofa 2.0  
CR-S421-R2  
Pg. 82



Crawford Bed Double/  
Queen/King Size  
CR-B110-D/Q/K  
Pg. 82



Dawn Bed 1 Double/  
Queen/King Size  
DA-B110-D/Q/K  
Pg. 86



Discipline Sofa Half Back L/R  
DS-S430-L/R  
Pg. 91



Discipline Sofa Corner L/R  
DS-S420-L/R  
Pg. 90/91



Discipline Sofa Straight  
DS-S410  
Pg. 91



Float Sofa 2 Seater -  
Armless/1 Arm/2 Arm  
FL-S421/422/423  
Pg. 106



Float Sofa 3 Seater -  
Armless/1 Arm/2 Arm  
FL-S431/432/433  
Pg. 107



Float Sofa L-Shape L/R  
FL-S441-L/R  
Pg. 107



Infinity Arm L/R  
IF-S450-L/R  
Pg. 122



Infinity Backless  
IF-S430  
Pg. 121



Infinity Corner  
IF-S420  
Pg. 121



Infinity End L/R  
IF-S440-L/R  
Pg. 121/122



Infinity Ottoman  
IF-S510  
Pg. 122



Infinity Straight  
IF-S410  
Pg. 121



James Chaise  
JA-S111  
Pg. 131



SOFAS & BEDS



Lunar Sofa  
LN-S411  
Pg. 149



SW Daybed  
SW-B110  
Pg. 205



SW Sofa Two Seater  
SW-S411  
Pg. 205



SW Sofa Three Seater  
SW-S421  
Pg. 205



Taylor Sofa  
TA-S420  
Pg. 211



Taylor Sofa One Seater  
TA-S410  
Pg. 211



Taylor Sofa One Seater-Swivel  
TA-S411  
Pg. 211



Utility Ottoman  
UT-S510  
Pg. 222



Utility Sofa 1 Side L/S  
UT-S410/UT-S411  
Pg. 219



Utility Sofa 2 Sides  
L-L/L-R/S-L/S-R  
UT-S420-L/R/  
UT-S421-L/R  
Pg. 219/222



Utility Sofa 3 Sides L/S  
UT-S430/UT-S431  
Pg. 222

TABLES



Arc Coffee Table  
AR-T210  
Pg. 43



Aya Dining Table W1800  
AY-T410-1800  
Pg. 51



Aya Dining Table W2400  
AY-T410-2400  
Pg. 51



Blink Coffee Table - Wood Top  
BL-T210-1080-WD  
Pg. 61



Blink Coffee Table - Stone Top  
BL-T210-1080-ST  
Pg. 63



Blink Café Table - Wood Top  
BL-T310-750-WD  
Pg. 63



Blink Café Table - Stone Top  
BL-T310-750-ST  
Pg. 63



Blink Console  
BL-T710  
Pg. 65



Blink Dining Table - Wood Top  
BL-T410-1200-WD  
Pg. 63



Blink Dining Table - Stone Top  
BL-T410-1200-ST  
Pg. 64



Blink Oval Coffee Table - Wood Top  
BL-T220-1775-WD  
Pg. 64



Blink Oval Coffee Table - Stone Top  
BL-T220-1775-ST  
Pg. 64



Blink Oval Dining Table - Wood Top  
BL-T420-2125-WD  
Pg. 64



Blink Oval Dining Table - Stone Top  
BL-T420-2125-ST  
Pg. 65



Blink Side Table - Wood Top  
BL-T110-600-WD  
Pg. 61



Blink Side Table - Stone Top  
BL-T110-600-ST  
Pg. 61



Blink Vanity  
BL-T720  
Pg. 65



Bund Side Table  
H500/560  
BU-T110-500/560  
Pg. 71



Crawford Coffee Table  
C650/C900  
CR-T210-650/900  
Pg. 82



Crawford Dining Table 1  
C1600  
CR-T410-1600  
Pg. 79



Crawford Dining Table 2  
C1200/C1600  
CR-T420-1200/1600  
Pg. 79



Exchange Dining Table  
1800/2100  
EX-T410-1800/2100  
Pg. 101



Laval Writing Desk  
LA-T721  
Pg. 142



Louisiana Side Table  
VW-T110  
Pg. 228



Lunar Coffee Table W1200  
LN-T210-1200  
Pg. 148



Lunar Coffee Table S800  
LN-T220-800  
Pg. 148



Lunar Dining Table W1600/  
W1800/W2100/W2400  
LN-T410-  
1600/1800/2100/2400  
Pg. 149



Lunar Side Table  
LN-T110-500  
Pg. 148



















Mandarin Dining Table  
W2100/W2400  
MA-T410-2100/2400  
Pg. 153

















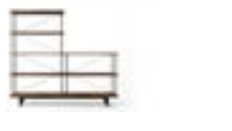










Ming Aluminium Café Table  
MI-T310  
Pg. 157

TABLES

				
Ming Aluminium Dining Table MI-T410 Pg. 157	QT Coffee Table C450/C600 QT-T210-450/C600 Pg. 167	Rén Coffee Table RN-T210-540 Pg. 175	Rén Conference Table RN-T610-3500 Pg. 172	Rén Dining Table C1100/C1200 RN-T420-1100/1200 Pg. 175
				
Rén Dining Table W1800/ W2100/W2600 RN-T411-1800/2100/2600 Pg. 172	Rén Side Table RN-T110-450 Pg. 175	Risom Desk RI-T710 Pg. 181	Slow Coffee Table SL-T210-800 Pg. 191	Slow Dining Table SL-T410-1250 Pg. 191
				
Slow Oval Coffee Table SL-T220 Pg. 194	Slow Folding Tray Table SL-T230 Pg. 194	Stay Dining Table SA-T410 Pg. 200	Taylor Dining Table TA-T410 Pg. 209	Utility Café Table H900/H1050 UT-T310-900/1050 Pg. 218
				
Utility Dining Table W1800/W2100 UT-T410-1800/2100 Pg. 219				

CABINETS & SHELVING

				
Cabinet of Curiosity Dress COC-C120 Pg. 72	Cabinet of Curiosity Read COC-C100 Pg. 72	Dowry Cabinet I DO-C110 Pg. 94	Dowry Cabinet II DO-C120 Pg. 97	Dowry Cabinet III DO-C130 Pg. 97
				
Host Movable Wardrobe HO-W110 Pg. 116	James Bar Cart JA-CA110 Pg. 131	Ran Library (1982) CF-SF110 Pg. 75	Risom Shelves RI-SF110 Pg. 181	Seiton Cabinet High SE-C110-H Pg. 187
				
Seiton Cabinet Low   Seiton TV Cabinet SE-C110-L   SE-C120 Pg. 187/189	Seiton 5-1 L/R SE-SF151- L/R Pg. 185	Seiton 5 SE-SF150 Pg. 185	Seiton 4-2 L/R SE-SF142- L/R Pg. 185	Seiton 4 SE-SF140 Pg. 185
				
Seiton 3-3 L/R SE-SF133- L/R Pg. 186	Seiton 3-2 L/R SE-SF132- L/R Pg. 186	Seiton 3-1 L/R SE-SF131- L/R Pg. 186	Seiton 3 SE-SF130 Pg. 186	Seiton 2-2 L/R SE-SF122- L/R Pg. 187
				
Seiton 2 SE-SF120 Pg. 187	Slow Shelf 2 SL-SF110-2 Pg. 195	Slow Shelf 3 SL-SF110-3 Pg. 195	Slow Shelf 4 SL-SF110-4 Pg. 194	Slow Shelf 5 SL-SF110-5 Pg. 194



LAMPS



Everyday Ceiling  
ED-C110  
Pg. 230



Everyday Pendant  
ED-P110  
Pg. 230



Haro Floor Lamp  
HA-F110  
Pg. 233



Haro Pendant  
HA-P110  
Pg. 233



Haro Table Lamp  
HA-TL110  
Pg. 233



Haro Wall Lamp  
HA-W110  
Pg. 232



Kyoto Floor Lamp  
KY-L110  
Pg. 236



Mūn Desk Lamp  
MN-TL110  
Pg. 240



Mūn Floor Lamp Adjustable  
MN-F110  
Pg. 241



Mūn Floor Lamp 145/170  
MN-F120-L/H  
Pg. 241



Mūn Pendant S/M/L  
MN-P110-S/M/L  
Pg. 238/240



Mūn Rechargeable Lantern  
MN-R110  
Pg. 240



Yama Pendant Glass  
S/M  
YA-P110-S/M  
Pg. 244



Yama Pendant Metal  
S/M  
YA-P120-S/M  
Pg. 244



Space Invaders Dhala  
Rechargeable Lamp  
SI-R110  
Pg. 246



Space Invaders  
Dhala Table Lamp  
SI-TL110  
Pg. 250



Space Invaders  
Hoba Side Table  
SI-T110  
Pg. 250

ACCESSORIES



Arita Vessels  
AR-VS1  
Pg. 252



Arita Liquid  
AR-LS3  
Pg. 252



Blink Screen  
BL-SC110  
Pg. 65



Crawford Lazy  
Susan 800/500  
CR-T400-A1/A2  
Pg. 79



Exchange Lounge Chair  
Back/Seat Cushion  
EX-S100-A1/A2  
Pg. 101



Float Sofa Side Table Small  
FL-S400-A1  
Pg. 108



Float Sofa Side Table Large  
FL-S400-A2  
Pg. 108



Float Sofa Headrest Small  
FL-S400-A3  
Pg. 108



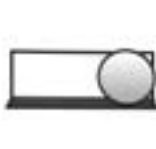
Float Sofa Headrest Large  
FL-S400-A4  
Pg. 108



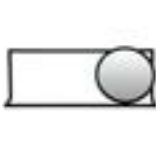
Frame Floor Mirror  
FR-M110  
Pg. 256



Frame Wall Mirror Large  
FR-M121-L  
Pg. 256



Frame Wall Mirror  
Small with Board  
FR-M121-S  
Pg. 257



Frame Wall Mirror Small  
FR-M120-S  
Pg. 257



Frame Shelf with Board  
FR-SF111  
Pg. 257



Frame Shelf  
FR-SF110  
Pg. 257



Kaali - Matt  
SI-TR120-M  
Pg. 250



Kaali - Wood  
SI-TR120-W  
Pg. 250



Lonar D285  
SI-TR110-S  
Pg. 251



Lonar D350  
SI-TR110-L  
Pg. 251



Mūn Rechargeable  
Lantern Floor Stand  
MN-R110-A1  
Pg. 241



Mūn Rechargeable  
Lantern Wall Hook  
MN-R110-A2  
Pg. 241



Taylor Valet  
TA-V110  
Pg. 211



Utility Round Mirror Small/Large  
UT-M110-S/L  
Pg. 223



Utility Long Mirror Small/Large  
UT-M120-S/L  
Pg. 223



Utility Shelf Extension  
UT-S400-A1  
Pg. 223



Wall Collection  
WL-R001/2/3/4/5-S/M/L  
Pg. 260/263



Linen Rug Collection  
LR-R001/2/3-S/L  
Pg. 264/265



Seiton Box Large  
SE-B120-L  
Pg. 189



Seiton Box Small  
SE-B120-S  
Pg. 189



Seiton Bookend  
SE-B110  
Pg. 189

## CREDITS

### CONCEPT AND CREATIVE DIRECTION

Neri&Hu Design and Research Office

### FEATURE PHOTOGRAPHY

Jiaxi Yang

Kaleidoskope

Su Li

Taran Wilkhu

Zhe Zhu

Anthony Reed



**STELLAR WORKS**

All rights reserved. Nothing contained in this collection guide  
may be reproduced without written permission.

[www.stellarworks.com](http://www.stellarworks.com)



