



STELLAR WORKS

Vol. 14

8

LETTER FROM THE CHAIRMAN

10

DESIGNERS

20

THE COLLECTION

34

PRODUCT INFORMATION

PRODUCT LIST BY COLLECTION

PRODUCT LIST BY CATEGORY

Asian sensibility, timeless craft.

ABOUT US

Stellar Works stands for a renaissance of refined culture and Asian aesthetics. Inspired by the long standing craft and industry of traditional cultures, it represents a commitment to bridging the gap between old and new, east and west – in attitude, form and application.

Stellar Works seeks to reintroduce past collections of classics, alongside culturally-inspired contemporary signatures. It infuses freshness into heritage and grounds innovation with enduring craftsmanship.

IN 2012

We established Stellar Works as a way to bring ideas together: East and West, heritage and modernity, craft and industry – bringing the best of the past into the light of the present. Our aim was to inspire a renaissance in Asian aesthetics, taking the forms, styles and motifs that have characterised Japanese design across the centuries and filtering them through the lens of the European tradition to create something new and timeless.



*We bridge the gap
Between east and west*



LETTER FROM THE CHAIRMAN

In past years, our furniture collections our furniture collections have achieved a unique place in the global market, and can be found in private residences and prestigious hotels, restaurants and public spaces around the world. By drawing together a unique combination of heritage, craft skills and production expertise from Europe and Asia, we have created an international design brand with genuine cross-cultural resonance. Stellar Works has much to be proud of.

I believe that this bringing together of cultures is what sets us apart, both in terms of the character of our creative output and the strength of our business today. From the beginning, Stellar Works has benefited from the strategy and dynamism of Japanese operations management, the high-end craftsmanship of French furniture making and the technical proficiency of our Shanghai production team.

When we opened our purpose-built factory in Shanghai, the city was well established as an international hub for furniture production, but for many brands, its factories were centres of mass-market furniture making, dealing in low-cost, high-volume manufacture with all the efficiency of the production line, but little crafted character. A wealth of technical know-how and traditional craft skill existed, but remained untapped. We set out to change that.

The Stellar Works factory has enabled us to achieve two of the key attributes we have aimed for since the company's founding. China's favourable cost environment allows us to create pieces that offer our customers unparalleled value for money, but our approach to making ensures that everything bearing the Stellar Works name exhibits the detail and quality of the hand-guided craftsmanship that created it.

In this sense, one of the most important roles that Stellar Works plays is the preservation and nurturing of craft skills that the ease of mass production has placed under threat. Japan and France both have a great tradition of hand-making, but technological advancement and the rise in outsourcing have eroded the skills base in both countries. In Shanghai, we keep those traditions alive.

The other great benefit of our production facility is the end-to-end control it gives us over the entire production process. Because we assume complete responsibility for every stage, we can custom-create pieces with an ease which many other brands do not have access to and, more importantly, we can guarantee the sustainability of our furniture. Complete control of materials sourcing ensures complete transparency – every wood can be traced to the forest it came from, and every metal, fabric and leather can be tracked to its source. It is because of this that all our materials lead to final pieces that are simultaneously unique in aesthetic, and stringent in quality.

Our role as a preserver of the past extends beyond our production methods. The most obvious example would be our vintage lines, which keep the iconic designs of 20th-century greats, such as Vilhelm Wolherth and Carlo Forcolini, in production, with a few material updates appropriate to the modern day. But Stellar Works' signature collections too, could not exist without the aesthetic histories they pay tribute to. Look over our contemporary furniture ranges and you see glimpses of design movements from across the 20th century – a touch of Bauhaus crafted functionality or the refined simplicity of mid-century Scandinavian – often seamlessly fused into the classic forms and patterns of the Asian creative tradition. When I look at a collection such as Lunar, for example, I see the patterns

of time-honoured decorative arts from China refined into Nordic simplicity and comfort by the Danish studio Space Copenhagen.

Designs and designers like these are the creative heart of our company. Without exception, they have an instinctive understanding of the Stellar Works mission and a talent for drawing and combining creative inspiration and craft technique from multiple places and periods. It would be only too easy to end up with a product that didn't work – a clash of cultures or a conceptual mismatch – but Stellar Works' designers have a gift for harmony: they create furniture that is both an extension of an existing tradition and the expression of a new one.

We have chosen this path between the old and the new because I believe good design is timeless design. A particular style of furniture may be all the rage for a while, but if it looks tired after a decade, it's not good design – it's a passing trend. Stellar Works aims to be timeless. I would like to think that 100 years from now, our pieces will still be as contemporary and resonant as they are today and, moreover, that Stellar Works will still be crafting quality furniture that is Asian in inspiration, cross-cultural in design and international in its scope.

Yuichiro Hori

Chief Executive Officer and Founder
Stellar Works Co., Ltd



Neri & Hu

CREATIVE DIRECTORS OF STELLAR WORKS

Stellar Works' creative direction is overseen by the Neri&Hu Design and Research Office. Founded in 2004, the design practice is based in Shanghai and London and led by architects Lyndon Neri and Rossana Hu. The company's diverse, multicultural team strives to reinvent classic craft, adding a fresh, contemporary touch to their projects and collaborations all over the world.

Neri&Hu's interdisciplinary approach to architecture and interior, graphic and product design is rooted in context, never formulaic or conventional, and built around a commitment to creating forms with meaning. The studio's work has earned a lot of awards internationally. In 2013, Lyndon Neri and Rossana Hu were inducted into the U.S. Interior Design Hall of Fame. The practice was selected as the 2011 INSIDE Festival Overall Winner, won AR Awards for Emerging Architecture 2010 by Architectural Review (UK) and selected as one of the Design Vanguards in 2009 by Architectural Record.



BassamFellows

BassamFellows is a furniture & design house renowned for its exceptional craftsmanship, distinctive creativity and character. Founded in 2003 by Australian architect Craig Bassam and American creative director Scott Fellows, the studio practices a philosophy of "total design", a multidisciplinary approach to design and architecture that considers form and the whole environment at every scale.

In addition to numerous designs under their namesake label, BassamFellows has created furniture pieces for some of the world's most recognizable brands such as Herman Miller, Geiger, Starbucks Reserve Roastery, Bally and McGuire.




Carlo Forcolini

Over the course of a career spanning more than 40 years, Carlo Forcolini has designed more than 100 objects and furniture pieces for some of the most prestigious brands in Italy. Trained by the masters of Italian design, he co-founded the acclaimed design firm Alias in 1979. Steeped in references to art, literature and cinema, his work is both iconic and functional. Each piece has a story and a raison d'être – embodying an approach to design drawn from a fascination with dreams, mystery and the unknowable. Forcolini is currently the vice-chairman of the Istituto Europeo di Design and lives and works in Milan.



Hallgeir Homstvedt

Born in Norway, Hallgeir Homstvedt holds a BA in Industrial Design from Newcastle University in Australia. After graduating in 2006 he started working for the acclaimed design studio Norway Says before founding his own studio Homstvedt Design in 2009. His works have been exhibited in London, Tokyo, Oslo, New York and Milan, and his clients include some of the premier brands in the furniture industry. He has picked up several awards over the years, including Designer of the Year by Bo Bedre magazine in 2017.



Jens Risom

An acclaimed designer, Jens Risom studied at Niels Brock Copenhagen Business College as well as The School of Arts and Crafts in Copenhagen, along with Hans J. Wegner and Børge Mogensen, where he studied Industrial arts and design.

Jens Risom emigrated to New York in 1939 and after success designing the majority of Hans Knoll's first furniture collection, he established his own design company. Jens Risom Design Inc. grew to be one of the three largest furniture companies in America, with offices spanning to Argentina, England and Australia. His designs continue to inspire many today and his legacy remains strongly present in the design world.



Luca Nichetto


In 1999, Nichetto began his professional career with Murano-based glass maker Salviati, later becoming a product designer and consultant for lighting company Foscarini. In 2006, he founded his eponymous practice in Venice. In 2011 he moved to Stockholm, Sweden, to open a second studio and he continues to live in and work from this city. Over the course of his career, Nichetto has served as art director for many international design brands and he has developed an in-depth knowledge of the design industry. He has lectured and led workshops at various universities, including serving as a professor of design at the Università Luav di Venezia, as well as sitting on juries for assorted international design competitions. Nichetto's work has been exhibited worldwide and has been the subject of retrospectives in cities such as Venice, London, Paris and Stockholm. He has been awarded numerous international design awards for his highly researched, innovative design projects, which range across products, furniture and accessories, as well as incorporating architecture and exhibition design.



Jun Aizaki (Crème)

Founded by Jun Aizaki, Crème is a multidisciplinary design firm based in the vibrant neighborhood of Williamsburg, Brooklyn. The studio is collaboration of dynamic, international designers that work around the idea that all design challenges require the same problem solving approach. Crème tackles a chair, a restaurant or a building, the same way they would approach a logo or a street block.

Crème has developed a contemporary wood and steel chair inspired by the traditional Windsor form. By exchanging the traditional wooden spindles and stretcher of the Windsor back with steel, Crème has produced a new chair that feels both contemporary and traditional at once. This exchange suggests the new life and design that can be breathed in to used or well-worn objects and furnishings. Aside from the tradition spindle back, Crème has designed several other backs that can be substituted in to fit any design. Custom backs, multiple wood species and steel finishes are available.



Michele De Lucchi

Architect. Michele De Lucchi was a prominent figure in movements like Alchimia and Memphis. He has designed furniture for the most known Italian and European companies. For Olivetti he has been Director of Design from 1988 to 2002. He realized architectural projects in Italy and abroad, including cultural, corporate, industrial and residential buildings. For Deutsche Bank, Deutsche Bundesbahn, Enel, Poste Italiane, Hera, Intesa Sanpaolo, UniCredit and at other Italian and foreign banks he has designed working environments and corporate image. He developed important hospitality projects in Tbilisi (Georgia), Beijing (China), Rokko-san (Japan) and various part of Italy. He has planned buildings for museums as the Triennale di Milano, the Palazzo delle Esposizioni in Rome, the Neues Museum in Berlin and the Gallerie d'Italia in Milan.

In 2000 he was appointed Officer of Italian Republic by President Ciampi. In 2001 he has been nominated Professor at the IUAV in Venice. In 2006 he received the Honorary Doctorate from Kingston University. In 2008 he has been nominated Professor at the Design Faculty of the Politecnico of Milan and Member of the Accademia Nazionale di San Luca in Rome. During 2018 Michele De Lucchi was editor in chief of the new "Domus" magazine.



Nendo

Chief Designer and Founder of nendo.

Oki was born in 1977 in Canada and received M.Arch. from Waseda University in 2002. Establishing design studio "nendo" upon his graduation, Oki has been designing in various fields- from small stationary to large public architecture. Oki has been chosen by Newsweek magazine as one of "The 100 Most Respected Japanese" in 2002 and won EDIDA "Designer of the Year" in 2012. Nendo designs can be found in the Museum of Modern Art in New York, as well as Musee des Arts decoratifs and Centre Pompidou in Paris.



Nic Graham

Australian interior designer Nic Graham has headed his own design practice in Sydney since 1999, working on projects spanning the residential, commercial and hospitality sectors.

Through their work across the Asia-Pacific region, Graham and his small team of architects, technical craftsmen and landscape designers have developed a reputation for their interdisciplinary skill set and holistic approach. Their designs are contemporary, often drawing on retro inspiration to incorporate a sense of warmth and comfort – a 'soft' take on modernism.



OEO Studio

OEO Studio was founded in 2003 and is based in Copenhagen, Denmark, with a project office in Tokyo. OEO Studio has created award-winning designs for a broad spectre of discerning clients, from furniture and interiors for Michelin-starred restaurants to aspirational objects that have earned their place in the permanent collections of the Victoria and Albert Museum in London, at the Cooper Hewitt Smithsonian Design Museum in New York and at the Musée des Arts Décoratifs in Paris.

OEO Studio has established a distinct aesthetic that encompasses a unified approach to retail, hospitality, furniture-making and beyond. Each project is enhanced by the inherent warmth of the natural materials, which are often applied in novel and unexpected ways inspired and framed by their cultural context to offer a compelling sense of minimalism. Signature to the approach at OEO Studio is their exquisite level of bespoke design created with meticulous attention to detail.



Sebastian Herkner

Sebastian Herkner (born 1981) studied Product Design at HfG Offenbach University of Art and Design. During his studies he began to focus on designing objects and furniture, honing his keen sense for materials, colors and textures. For a short while he then worked for Stella McCartney in London. In the year 2006 Sebastian Herkner founded his own studio. Since that time, he has designed furniture, lamps and smaller items for manufacturers such as Ames, and Tradition, Cappellini, ClassiCon, Dedon, Ex.t, Fontana Arte, Gubi, Linteloo, Moroso, Pulpo, Rosenthal, Schramm Werkstätten, Thonet, Wittmann and Zanotta. Herkner also realizes interior architecture projects and museum and exhibition design. His works have won numerous accolades – among others the IF Award, the Iconic Award and the Elle Deco International Design Award (EDIDA). As Guest of Honor to imm cologne 2016, Sebastian Herkner provided the design for "Das Haus". Maison&Objet has elected him 2019 "Designer of the Year".



Space Copenhagen

Established in 2005 by Signe Bindslev Henriksen and Peter Bundgaard Rützou, Space Copenhagen is a design studio works across multiple disciplines from furniture, lighting and refined objects, to art installations, art direction and interior design for private homes, hotels and restaurants all over the world.

We call our approach Poetic Modernism.

The ambition is to forge new paths by balancing opposites — classic and modern, industrial and organic, sculptural and minimal, light and shade, duality and contrast. Curiosity as a fundamental human condition.

The studio's intuitive approach embodies designs that are distinctively shaped by the given circumstances, functional needs, and a fundamental interest in human behavior. It is a sense of and belief in slow aesthetic that centers quality and longevity.



Tom Fereday

Tom Fereday develops products based on the principle of honest design, conveying a design process which celebrates the materials and manufacturing processes behind furniture and products, to design from the inside out. By using the materials and environment as a positive design constraint he guides intelligent and thoughtful design outcomes which connect with people through natural materials, tactile finishes and unique design. He strives to create enduring designs which are meaningful to people and their environment.

Born in Australia, Tom Fereday grew up in England studying at the Wimbledon School of Art before moving to Sydney to complete an honors degree in Industrial Design at the University of Technology Sydney. Working across Europe and Australia, Tom Fereday went on to found his sole practice in 2012.



Vilhelm Wohlert

A prolific architect and designer, Vilhelm Wohlert (1920–2007) trained, and later taught, at the Royal Academy of Fine Arts in Copenhagen. Alongside his work designing and restoring churches and royal castles, he is especially celebrated for the design of the Louisiana Museum of Modern Art in Humbaek, Denmark, to which he and his partner Jørgen Bo devoted more than 30 years.

Wohlert's furniture and lighting have become design icons, thanks to the way they often employ structural elements to create sculptural effects. He was inducted into the Order of the Dannebrog in recognition of his contribution to the Danish design tradition.



Yabu Pushelberg

Serendipitously brought together in 1980 by a shared hunt for a studio space, George Yabu and Glenn Pushelberg have created a globally renowned collaborative interior architecture and design practice driven by curiosity, experimentation and attention to detail.

From its studios in New York and Toronto, Yabu Pushelberg brings together innovative materials, talented artisans and a trend-transcending approach that has firmly established the practice as an international creative leader, celebrated for the personality and emotional resonance of the designs it produces.



STAY Dining Chair | Dining Table | MGN Pendant Large | ARITA Vessels









AVA Dining Armchair | Dining Table | MÜN Floor Lamp | ARTA Vessels





PRODUCT LIST BY COLLECTION

Furniture

ARC by Hallgeir Homstvedt	038
ATELIER by Space Copenhagen	044
AYA by OEO Studio	052
BLEND by Nendo	056
BLINK by Yabu Pushelberg	060
BUND by Neri&Hu	070
CABINET OF CURIOSITY by Neri&Hu	072
CARLO by Carlo Forcolini	074
CRAWFORD by Tom Fereday	076
DAWN by Space Copenhagen	086
DISCIPLINE by Neri&Hu	090
DOWRY by Neri&Hu	094
EXCHANGE by Jun Aizaki - CRÈME	098
FLOAT by Michele De Lucchi	102
FREJA by Space Copenhagen	110
HOST by Sebastian Herkner	114
INDUSTRY by Neri&Hu	118
INFINITY by Space Copenhagen	122
JAMES by Yabu Pushelberg	128
JOURNEY by Space Copenhagen	132
KITE by Nendo	136
LAVAL by OEO Studio	140
LUNAR by Space Copenhagen	142
MANDARIN by Neri&Hu	150
MING by Neri&Hu	154
ORI by Hallgeir Homstvedt	156
PAGODA by BassamFellows	158
QT/CHILLAX by Nic Graham	162
RÉN by Space Copenhagen	166
RISOM by Jens Risom	174
SEITON by OEO Studio	182
SLOW by Space Copenhagen	188
STACK by Neri&Hu	196
STAY by Michele De Lucchi	198
SW by OEO Studio	202
TAYLOR by Yabu Pushelberg	206
UTILITY by Neri&Hu	210
WOHLERT by Vilhelm Wohlert	224

Lighting

EVERYDAY by Neri&Hu	230
HARO by Space Copenhagen	232
KYOTO LAMP by OEO Studio	236
MÜN by OEO Studio	238
YAMA by Space Copenhagen	244
SPACE INVADERS by Luca Nichetto	246

Accessories

ARITA by Neri&Hu	252
FRAME by Nendo	256
WALL by Space Copenhagen	260
LINEN	264

Arc

by Hallgeir Homstvedt

The Arc collection is a response to the modern work situation, which the designer wanted it to provide the shelter and remind people of home. The designer gave this collection a distinct character and made it stand out from typical contract furniture. The soft silhouette of the sofa strengthens the instantly recognizable character. A thick seam sweeps along the edge of the sofa, like a barrier between the strict and straight outside shape, and the softer sculpted inside. With embracing curves and intricate upholstery details, the Arc collection has a gentle character that makes it the perfect for both retail and soft contract market.

Arc Highback Lounge Chair

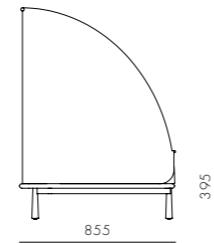
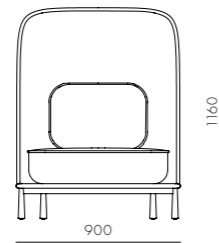


CODE & MATERIALS

AR-S121
Wood veneer base, Steel black powder coat matt leg, Upholstery

DIMENSIONS

W900 x D855 x H1160mm
Seating height: 395mm



Arc Lounge Chair

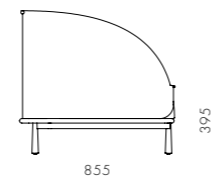
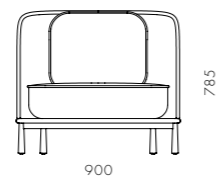


CODE & MATERIALS

AR-S111
Wood veneer base, Steel black powder coat matt leg, Upholstery

DIMENSIONS

W900 x D855 x H785mm
Seating height: 395mm



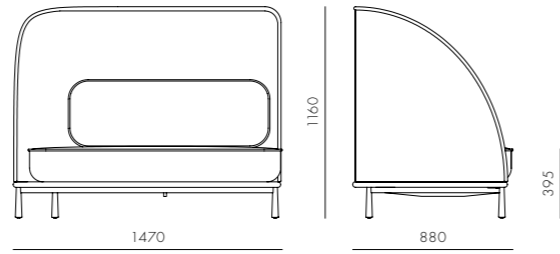


Arc Sofa Highback Love Seat L



CODE & MATERIALS
AR-S410-L
Wood veneer base, Steel black powder coat matt leg, Upholstery

DIMENSIONS
W1470 x D880 x H1160mm
Seating height: 395mm

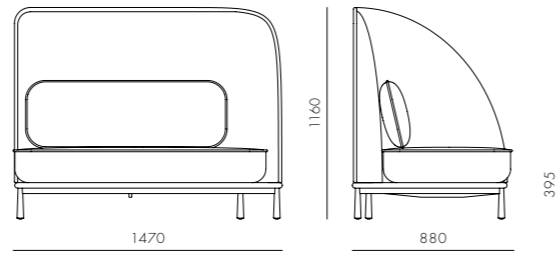


Arc Sofa Highback Love Seat R



CODE & MATERIALS
AR-S410-R
Wood veneer base, Steel black powder coat matt leg, Upholstery

DIMENSIONS
W1470 x D880 x H1160mm
Seating height: 395mm

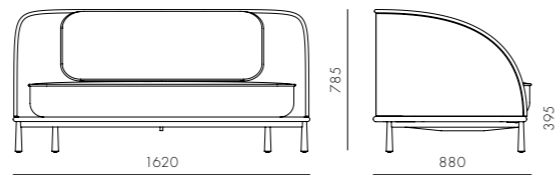


Arc Sofa Love Seat



CODE & MATERIALS
AR-S430
Wood veneer base, Steel black powder coat matt leg, Upholstery

DIMENSIONS
W1620 x D880 x H785mm
Seating height: 395mm

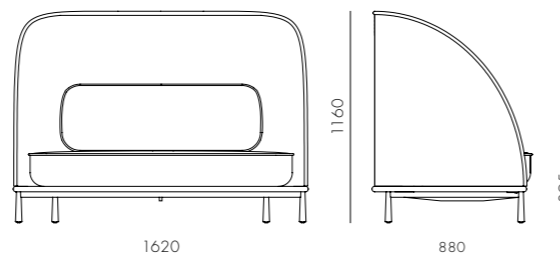


Arc Sofa Highback Love Seat



CODE & MATERIALS
AR-S410
Wood veneer base, Steel black powder coat matt leg, Upholstery

DIMENSIONS
W1620 x D880 x H1160mm
Seating height: 395mm

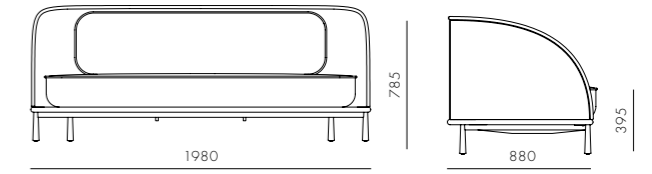


Arc Sofa Three Seater



CODE & MATERIALS
AR-S420
Wood veneer base, Steel black powder coat matt leg, Upholstery

DIMENSIONS
W1980 x D880 x H785mm
Seating height: 395mm

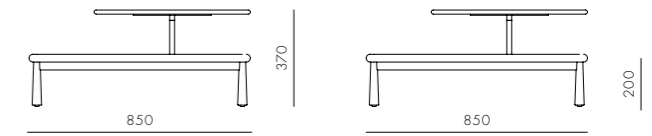


Arc Coffee Table



CODE & MATERIALS
AR-T210
Wood veneer top, Steel black powder coat matt, Stone top

DIMENSIONS
W850 x D850 x H370mm



Atelier

by Space Copenhagen

The Atelier Modular Sofa is an exercise in simplicity and casual elegance. The sofa is all about upholstery and refined sartorial detailing, high quality linen with a soft and generous touch, - inviting to relax and lounge.

The Atelier Sofa has an added depth for lounging in a private residence and endless combinations of the 5 modules enables it to adapt to changing needs and conditions. The quiet, serene aesthetic makes it very easy to combine with other furniture of more complex nature and different materials. The deep armrest acts as a soft side table for a book, a pair of glasses or a telephone.

Even though the Atelier Sofa has a clean and sophisticated look, - it is meant to be very functional and easy to maintain, - it has removable covers, which can be dry cleaned if needed. The soft and plump cushions can be moved around to enhance malleable comfort sitting or lounging.



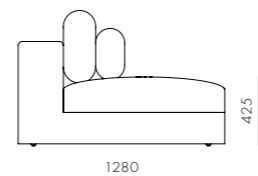
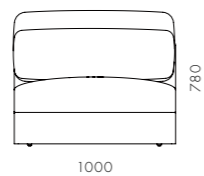
Atelier Center-Skirt

CODE & MATERIALS

AT-S410
Solid wood and plywood frame,
Upholstery

DIMENSIONS

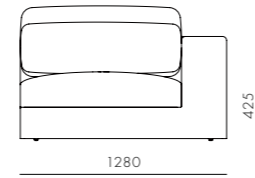
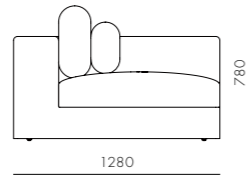
W1000 x D1280 x H780mm
Seating height: 425mm



Atelier Corner-Skirt

CODE & MATERIALS
AT-S420
Solid wood and plywood frame,
Upholstery

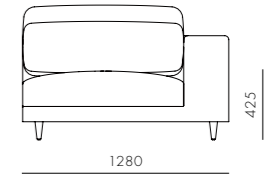
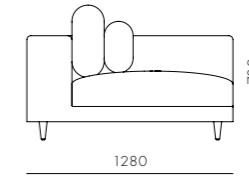
DIMENSIONS
W1280 x D1280 x H780mm
Seating height: 425mm



Atelier Corner-Leg

CODE & MATERIALS
AT-S421
Solid wood and plywood frame,
Upholstery

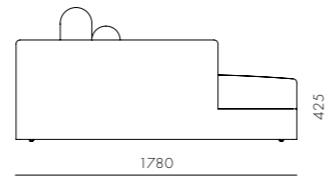
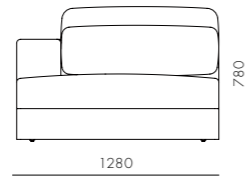
DIMENSIONS
W1280 x D1280 x H780mm
Seating height: 425mm



Atelier Chaise Lounge L / R-Skirt

CODE & MATERIALS
AT-S430-L
AT-S430-R
Solid wood and plywood frame,
Upholstery

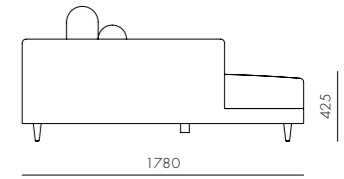
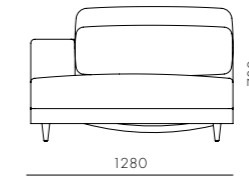
DIMENSIONS
W1280 x D1780 x H780mm
Seating height: 425mm



Atelier Chaise Lounge L / R-Leg

CODE & MATERIALS
AT-S431-L
AT-S431-R
Solid wood and plywood frame,
Upholstery

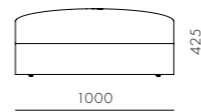
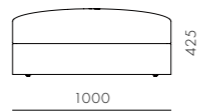
DIMENSIONS
W1280 x D1780 x H780mm
Seating height: 425mm



Atelier Ottoman-Skirt

CODE & MATERIALS
AT-S510
Solid wood and plywood frame,
Upholstery

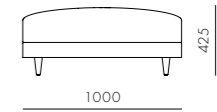
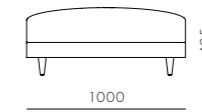
DIMENSIONS
W1000 x D1000 x H425mm
Seating height: 425mm



Atelier Ottoman-Leg

CODE & MATERIALS
AT-S511
Solid wood and plywood frame,
Upholstery

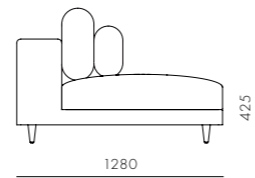
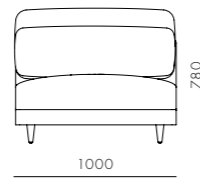
DIMENSIONS
W1000 x D1000 x H425mm
Seating height: 425mm



Atelier Center-Leg

CODE & MATERIALS
AT-S411
Solid wood and plywood frame,
Upholstery

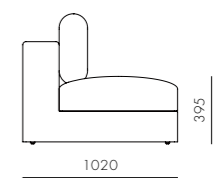
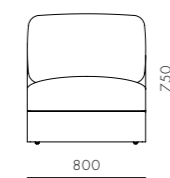
DIMENSIONS
W1000 x D1280 x H780mm
Seating height: 425mm



Atelier Small Center-Skirt

CODE & MATERIALS
AT-S440
Solid wood and plywood frame,
Upholstery

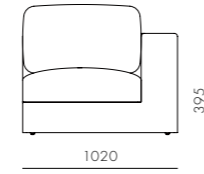
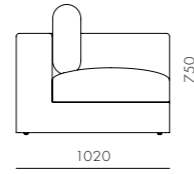
DIMENSIONS
W800 x D1020 x H750mm
Seating height: 395mm



Atelier Small Corner-Skirt

CODE & MATERIALS
AT-S450
Solid wood and plywood frame,
Upholstery

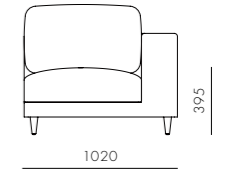
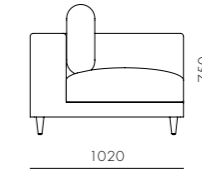
DIMENSIONS
W1020 x D1020 x H750mm
Seating height: 395mm



Atelier Small Corner-Leg

CODE & MATERIALS
AT-S451
Solid wood and plywood frame,
Upholstery

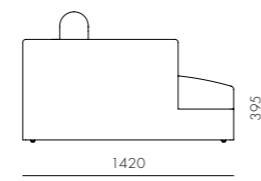
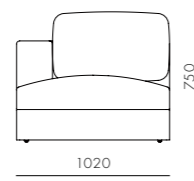
DIMENSIONS
W1020 x D1020 x H750mm
Seating height: 395mm



Atelier Small Chaise Lounge L / R-Skirt

CODE & MATERIALS
AT-S460-L
AT-S460-R
Solid wood and plywood frame,
Upholstery

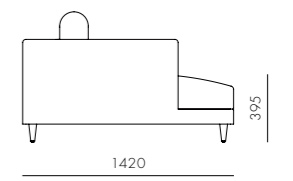
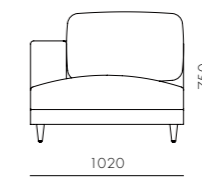
DIMENSIONS
W1020 x D1420 x H750mm
Seating height: 395mm



Atelier Small Chaise Lounge L / R-Leg

CODE & MATERIALS
AT-S461-L
AT-S461-R
Solid wood and plywood frame,
Upholstery

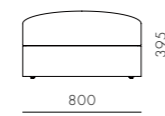
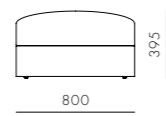
DIMENSIONS
W1020 x D1420 x H750mm
Seating height: 395mm



Atelier Small Ottoman-Skirt

CODE & MATERIALS
AT-S520
Solid wood and plywood frame,
Upholstery

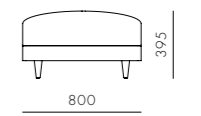
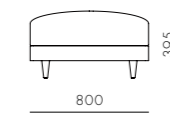
DIMENSIONS
W800 x D800 x H395mm
Seating height: 395mm



Atelier Small Ottoman-Leg

CODE & MATERIALS
AT-S521
Solid wood and plywood frame,
Upholstery


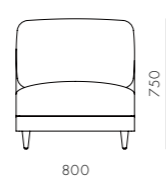
DIMENSIONS
W800 x D800 x H395mm
Seating height: 395mm



Atelier Small Center-Leg

CODE & MATERIALS
AT-S441
Solid wood and plywood frame,
Upholstery

DIMENSIONS
W800 x D1020 x H750mm
Seating height: 395mm





Aya

by OEO Studio

Aya is an onomatopoeia – a word that mimics a phonetical sound. A poetic name as soft and sophisticated as the design itself. The collection design language is an elaboration of the encounter between Asian and Scandinavian design.

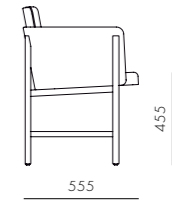
Aya is minimal yet highly complex and every detail has been carefully orchestrated, from the small wooden joints and angles to the stitching and seating comfort. The elegant light wooden frame is deeply inspired by Asian culture and design, and effortlessly carries the soft and embracing shell and seat.

The result is a full range of Aya furniture for the perfect dining and socialising setting. Comfort and sturdy durability lie at its core, which is complimented by the elegant appearance. The first Aya collection drop comprises a fully upholstered dining chair with armrest, a dining chair without armrests, and two dimensions of dining tables: 1,800 cm and 2,400 cm in length. The design of the tables mirrors the structure and details of the chair frame.

Aya Dining Armchair

CODE & MATERIALS
AY-S211
Solid wood frame, Upholstery

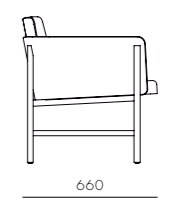
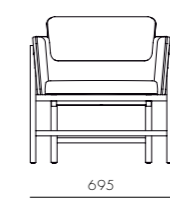
DIMENSIONS
W590 x D555 x H760mm
Seating height: 455mm



Aya Lounge Chair

CODE & MATERIALS
AY-S111
Solid wood frame, Upholstery

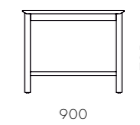
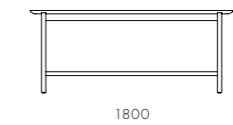
DIMENSIONS
W695 x D660 x H715mm
Seating height: 405mm



Aya Dining Table W1800

CODE & MATERIALS
AY-T410-1800
Solid wood frame, Wood veneer top, Blackened stainless steel

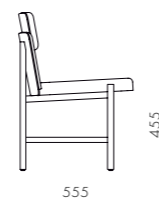
DIMENSIONS
W1800 x D900 x H735mm



Aya Dining Chair

CODE & MATERIALS
AY-S210
Solid wood frame, Upholstery

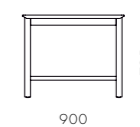
DIMENSIONS
W500 x D555 x H760mm
Seating height: 455mm



Aya Dining Table W2400

CODE & MATERIALS
AY-T410-2400
Solid wood frame, Wood veneer top, Blackened stainless steel

DIMENSIONS
W2400 x D900 x H735mm





Blend

by Nendo

A three-legged bar stool with three crossbars was the base design, but as two of the crossbars melt away in the middle, the bars, initially tasked with horizontally connecting the legs, instead turn perpendicular to support the seat and a leg. A lone crossbar remains, acting as a footrest.

This slight structural change utterly transforms the direction of force and how it is applied, becoming the stool's major feature. 5 variations are available, including short stools, those with a leg seemingly extended up into a backrest, and those with upholstered seats.

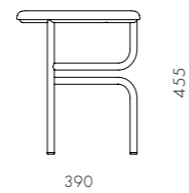
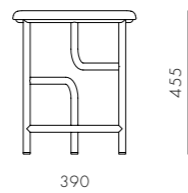


Blend Stool W



CODE & MATERIALS
BD-S620-WD
Steel black powder coat matt
frame, Solid wood seat

DIMENSIONS
Φ390 x H455mm
Seating height: 455mm



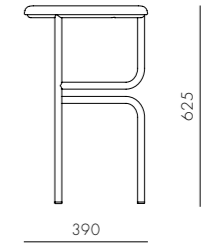
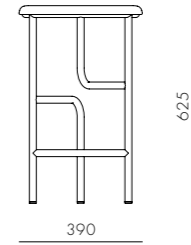


Blend Stool High



CODE & MATERIALS
 BD-S610-H
 Steel black powder coat matt
 frame, Solid wood seat

DIMENSIONS
 Φ390 x H625mm
 Seating height: 625mm

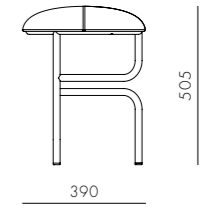
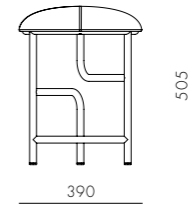


Blend Stool U



CODE & MATERIALS
 BD-S620-UP
 Steel black powder coat matt
 frame, Upholstered seat

DIMENSIONS
 Φ390 x H505mm
 Seating height: 505mm

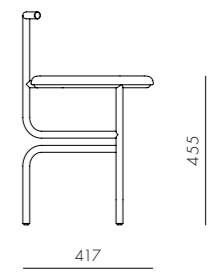
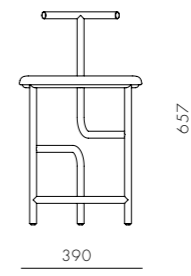


Blend Chair W



CODE & MATERIALS
 BD-S210-WD
 Steel black powder coat matt
 frame, Solid wood seat

DIMENSIONS
 W390 x D417 x H657 mm
 Seating height: 455mm

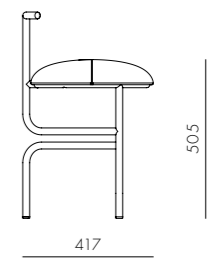
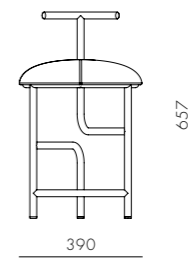


Blend Chair U



CODE & MATERIALS
 BD-S210-UP
 Steel black powder coat matt
 frame, Upholstered seat

DIMENSIONS
 W390 x D417 x H657mm
 Seating height: 505mm



Blink

by Yabu Pushelberg

Compact in profile and scale, this light, playful and sculptural collection lends itself to both residential and commercial applications.

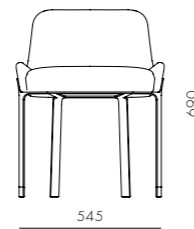
Though Blink has a distinct personality and distilled modernist quality, pieces from this collection can coexist or live independently amongst other styles. The materials have been selected to create considered contrasts from texture to texture and surface to surface.

Blink Dining Chair



CODE & MATERIALS

BL-S210
Stainless steel hairline gold,
Steel black powder coat
sand brust, Upholstery



DIMENSIONS

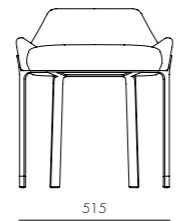
W545 x D515 x H690mm
Seating height: 480mm

Blink Vanity Stool SH470



CODE & MATERIALS

BL-S610-470
Stainless steel hairline gold,
Steel black powder coat
sand brust, Upholstery



DIMENSIONS

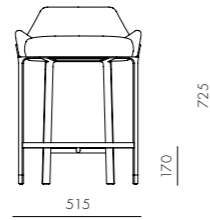
W515 x D490 x H590mm
Seating height: 470mm



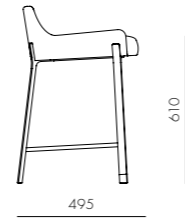
Blink Counter Stool SH610



CODE & MATERIALS
BL-S610-610
Stainless steel hairline gold,
Steel black powder coat
sand brust, Upholstery



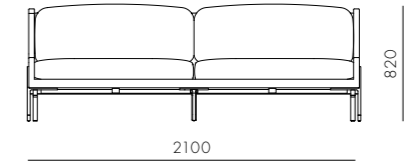
DIMENSIONS
W515 x D495 x H725mm
Seating height: 610mm



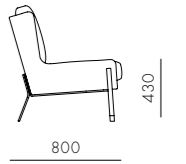
Blink Sofa Three Seater 2.0



CODE & MATERIALS
BL-S430-R2
Stainless steel hairline gold,
Steel black powder coat
sand brust, Upholstery



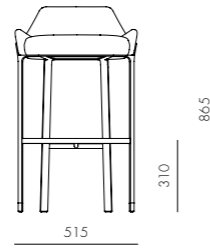
DIMENSIONS
W2100 x D800 x H820mm
Seating height: 430mm



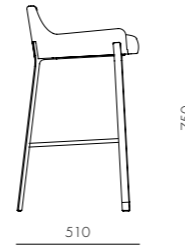
Blink Bar Stool SH750



CODE & MATERIALS
BL-S610-750
Stainless steel hairline gold,
Steel black powder coat
sand brust, Upholstery



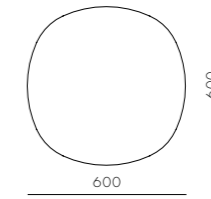
DIMENSIONS
W515 x D510 x H865mm
Seating height: 750mm



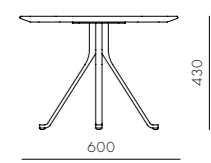
Blink Side Table - Wood Top



CODE & MATERIALS
BL-T110-600-WD
Wood veneer top, Steel black
powder coat sand brust



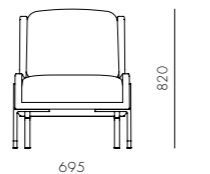
DIMENSIONS
W600 x D600 x H430mm



Blink Lounge Chair



CODE & MATERIALS
BL-S410
Stainless steel hairline gold,
Steel black powder coat
sand brust, Upholstery



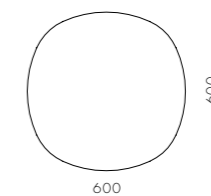
DIMENSIONS
W695 x D800 x H820mm
Seating height: 430mm



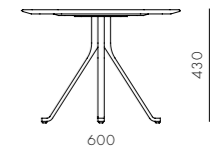
Blink Side Table - Stone Top



CODE & MATERIALS
BL-T110-600-ST
Stone top, Steel black
powder coat sand brust




DIMENSIONS
W600 x D600 x H430mm



Blink Sofa Two Seater



CODE & MATERIALS
BL-S420
Stainless steel hairline gold,
Steel black powder coat
sand brust, Upholstery



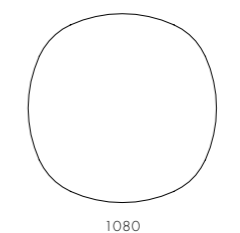
DIMENSIONS
W1620 x D800 x H820mm
Seating height: 430mm



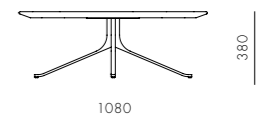
Blink Coffee Table - Wood Top



CODE & MATERIALS
BL-T210-1080-WD
Wood veneer top, Steel black
powder coat sand brust



DIMENSIONS
W1080 x D1080 x H380mm

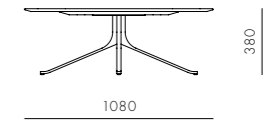
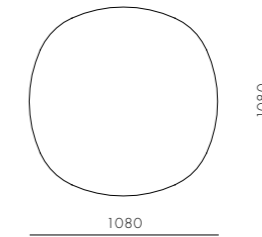




Blink Coffee Table - Stone Top

CODE & MATERIALS
 BL-T210-1080-ST
 Stone top, Steel black powder coat sand brust

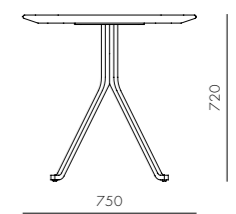
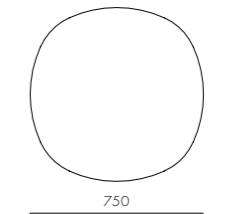
DIMENSIONS
 W1080 x D1080 x H380mm



Blink Café Table - Wood Top

CODE & MATERIALS
 BL-T310-750-WD
 Wood veneer top, Steel black powder coat sand brust

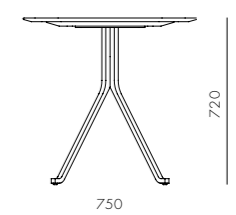
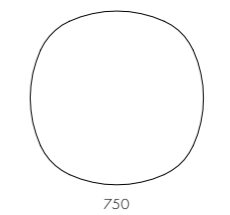
DIMENSIONS
 W750 x D750 x H720mm



Blink Café Table - Stone Top

CODE & MATERIALS
 BL-T310-750-ST
 Stone top, Steel black powder coat sand brust

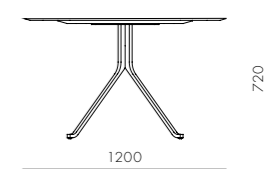
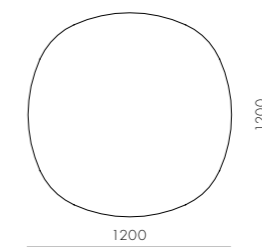
DIMENSIONS
 W750 x D750 x H720mm



Blink Dining Table - Stone Top

CODE & MATERIALS
 BL-T410-1200-ST
 Stone top, Steel black powder coat sand brust

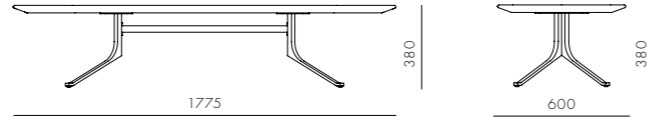
DIMENSIONS
 W1200 x D1200 x H720mm



Blink Oval Coffee Table - Wood Top

CODE & MATERIALS
Bl-T220-1775-VD
Wood veneer top, Steel black powder coat sand brust

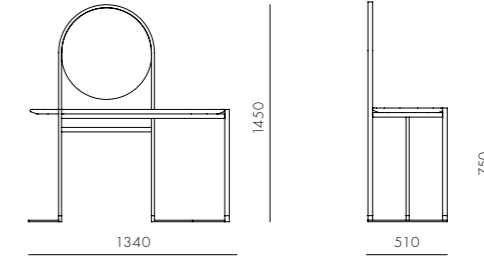
DIMENSIONS
W1775 x D600 x H380mm



Blink Vanity

CODE & MATERIALS
Bl-T720
Wood veneer top, Stainless steel hairline gold, Steel black powder coat sand brust, Mirror

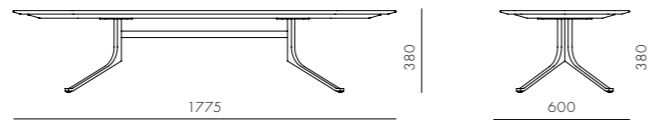
DIMENSIONS
W1340 x D510 x H1450mm



Blink Oval Coffee Table - Stone Top

CODE & MATERIALS
Bl-T220-1775-ST
Stone top, Steel black powder coat sand brust

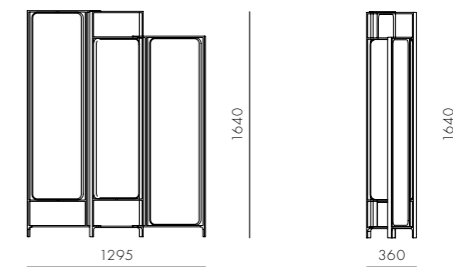
DIMENSIONS
W1775 x D600 x H380mm



Blink Screen

CODE & MATERIALS
Bl-SC110
Wood veneer panels, Mirror, Steel black powder coat sand brust

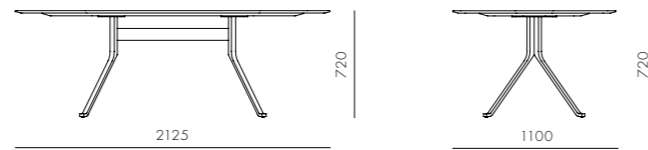
DIMENSIONS
W1295 x D360 x H1640mm



Blink Oval Dining Table - Stone Top

CODE & MATERIALS
Bl-T420-2125-ST
Stone top, Steel black powder coat sand brust

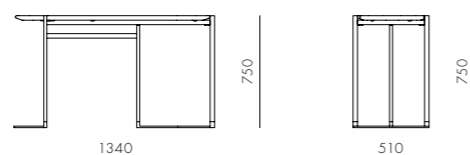
DIMENSIONS
W2125 x D1100 x H720mm



Blink Console

CODE & MATERIALS
Bl-T710
Wood veneer top, Stainless steel hairline gold, Steel black powder coat sand brust

DIMENSIONS
W1340 x D510 x H750mm





Bund

by Neri&Hu

Inspired by the Bund, a lasting symbol of Shanghai's past, present, and future, this series combines elements not only from its industrial origins, but also from its splendid colonial history. The soft curves and rich fabric finishes, as well as the wooden legs, pay homage to the Art Deco style which is permanently ingrained in the DNA of the city.

Bund Dining Chair

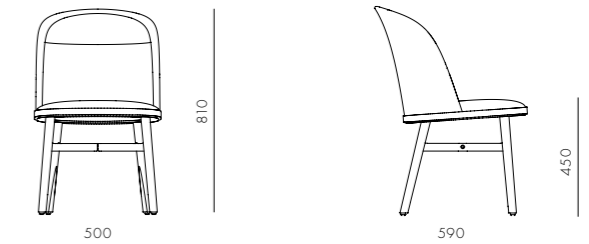


CODE & MATERIALS

BU-S210
Stainless steel hairline aged gold,
Solid wood frame, Upholstered
moulded foam frame, Upholstered seat

DIMENSIONS

W500 x D590 x H810mm
Seating height: 450mm



Bund Lounge Chair

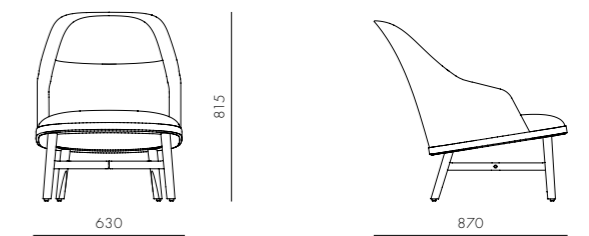


CODE & MATERIALS

BU-S111
Stainless steel hairline aged gold,
Solid wood frame, Upholstered
moulded foam frame, Upholstered seat

DIMENSIONS

W630 x D870 x H815mm
Seating height: 390mm



Bund Bar Chair SH610 / SH750

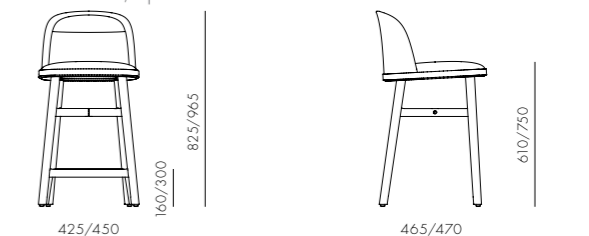


CODE & MATERIALS

BU-S310-610
BU-S310-750
Stainless steel hairline aged gold, Solid
wood frame, Upholstered moulded
foam frame, Upholstered seat

DIMENSIONS

W425 x D465 x H825mm
W450 x D470 x H965mm
Seating height: 610/750mm



Bund Side Table H500 / H560




CODE & MATERIALS

BU-T110-500
BU-T110-560
Stainless steel hairline aged
gold, Marble base

DIMENSIONS

Φ330 x H500mm
Φ330 x H560mm



Cabinet of Curiosity

by Neri&Hu

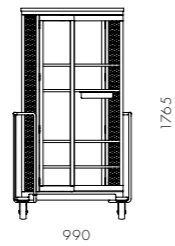
'secrets &..' by Neri&Hu is the first edition of a Cabinet of Curiosity, an ongoing series to be launched in subsequent years, slowly peeling away the hidden to finally satisfy the curiosity in all of us. The wooden cabinet with glass doors rests on a metal trolley inspired by scenes from a ceramic factory, before the cart enters the fiery furnace. The furnace represents trials and tribulations we all encounter in life, from which we offer up sweat and tears, pain and pleasure. Yet it is through the burning of these sins and secrets that we walk out white as snow. Secrets revealed. Or secrets concealed. That is up to us.

Cabinet of Curiosity Read



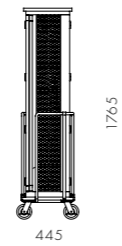
CODE & MATERIALS

COC-C100
Stainless steel hairline gold,
Steel black powder coat sand
brust, Solid walnut frame, Wood
vener panels, Tempered glass



DIMENSIONS

W990 x D445 x H1765mm

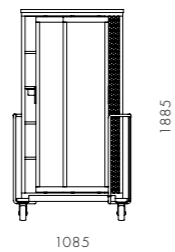


Cabinet of Curiosity Dress



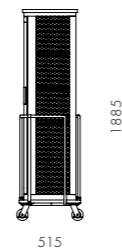
CODE & MATERIALS

COC-C120
Stainless steel hairline gold,
Steel black powder coat sand
brust, Solid walnut frame, Wood
vener panels, Tempered glass



DIMENSIONS

W1085 x D515 x H1885mm



Carlo

by Carlo Forcolini

Stellar Works Carlo collection gathers together some of the greatest and most influential designs of a 20th-century Italian master: Carlo Forcolini. His bold, playful and unstintingly imaginative approach resulted in a succession of attention-grabbing chairs and stools that make use of strong geometric shapes and colours – together with a touch of humour.

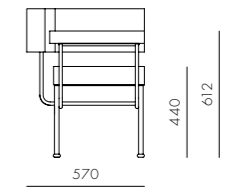
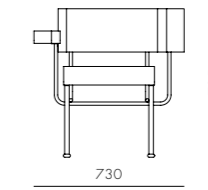
Alongside influential 1980s seating such as the Cotton Club and 'smiling' Alien chairs, the Carlo collection includes Forcolini's self-supporting bookcase Ran Library, inspired by temple doors in China and Japan.

Cotton Club Lounge Chair (1988)



CODE & MATERIALS
CF-S111
Steel black powder coat
matt, Upholstery

DIMENSIONS
W730 x D570 x H725mm
Seating height: 440mm

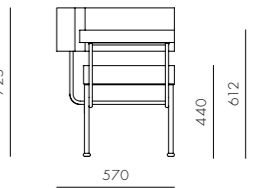
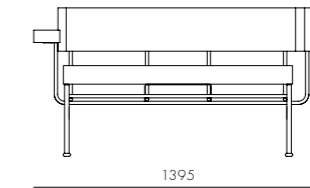


Cotton Club Lounge Chair Two Seater (1988)



CODE & MATERIALS
CF-S121
Steel black powder coat
matt, Upholstery

DIMENSIONS
W1395 x D570 x H725mm
Seating height: 440mm

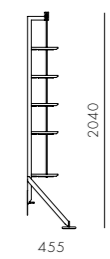
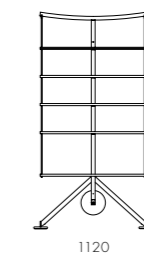


Ran Library (1982)



CODE & MATERIALS
CF-SF110
Steel black powder coat matt,
Wood veneer shelves

DIMENSIONS
W1120 x D455 x H2040mm



Crawford

by Tom Fereday

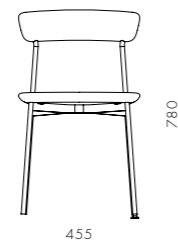
The Crawford collection is comprised of a sofa, bed, tables and a dining chair. Following Stellar Works' ethos, the collection was developed on the principle of honest design that celebrates Asian sensibilities, whilst reinterpreting them for an international audience. The collection also represents a fusion of cultures that celebrates the growing design movement in the Asia Pacific region, as championed by Lane Crawford. Tom Fereday's designs utilise natural materials, tactile finishes and subtle, yet elegant details.

Crawford Dining Chair U



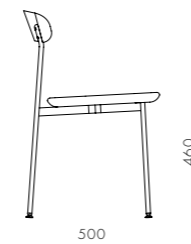
CODE & MATERIALS

CR-S210-UP
Steel black powder coat matt, Upholstered seat, Solid wood back



DIMENSIONS

W455 x D500 x H780mm
Seating height: 460mm

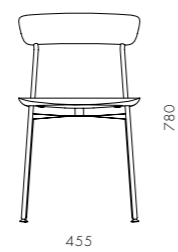


Crawford Dining Chair W



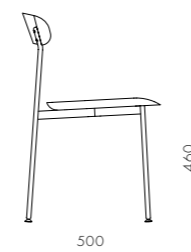
CODE & MATERIALS

CR-S210-WD
Steel black powder coat matt, Solid wood seat and back



DIMENSIONS

W455 x D500 x H780mm
Seating height: 460mm



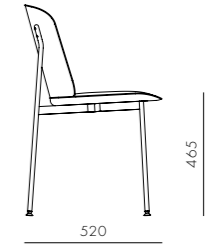
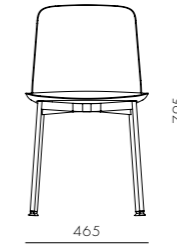


Crawford Soft Dining Chair



CODE & MATERIALS
 CR-S220
 Steel black powder coat matt,
 Upholstered seat and back

DIMENSIONS
 W465 x D520 x H795mm
 Seating height: 465mm

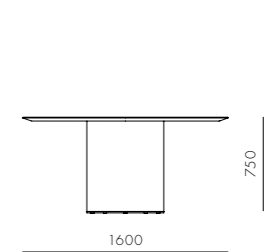
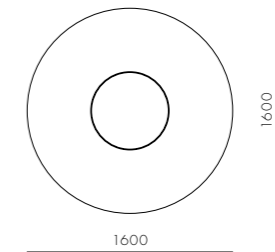


Crawford Dining Table 1 C1600



CODE & MATERIALS
 CR-T410-1600
 Stainless steel hairline brass,
 Wood veneer top and base,
 Stainless steel brass ring

DIMENSIONS
 Φ1600 x H750mm

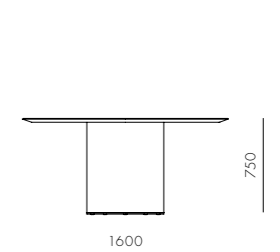
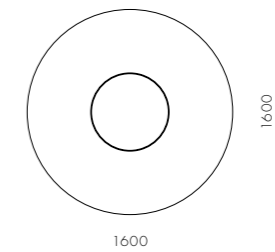


Crawford Dining Table 1 C1600 - Stone Top



CODE & MATERIALS
 CR-T410-1600-ST
 Stainless steel hairline brass,
 Wood veneer base, Stainless
 steel brass ring, Stone top

DIMENSIONS
 Φ1600 x H750mm

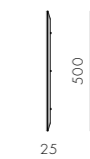
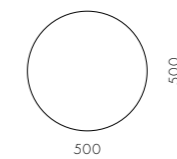


Crawford Lazy Susan 500



CODE & MATERIALS
 CR-T400-A2
 Wood veneer top, Metal base

DIMENSIONS
 Φ500 x H25mm


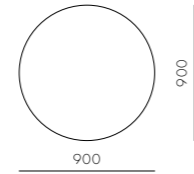




Crawford Lazy Susan 900

CODE & MATERIALS
CR-T400-A3
Wood veneer top, Metal base

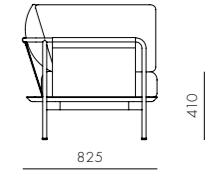
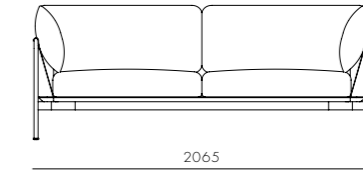
DIMENSIONS
Φ900 x H25mm



Crawford Sofa 2.0

CODE & MATERIALS
CR-S421-R2
Wood veneer base, Steel black powder coat matt, Upholstery

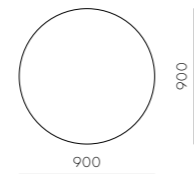
DIMENSIONS
W2065 x D825 x H835mm
Seating height: 410mm



Crawford Lazy Susan 900 - Stone Top

CODE & MATERIALS
CR-T400-A3-ST
Stone top, Metal base

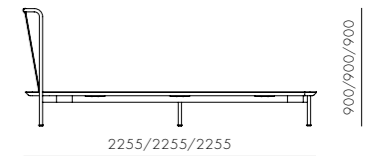
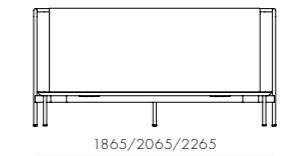
DIMENSIONS
Φ900 x H25mm



Crawford Bed Double / Queen / King Size

CODE & MATERIALS
CR-B110-D
CR-B110-Q
CR-B110-K
Wood veneer base, Steel black powder coat matt, Upholstery

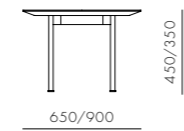
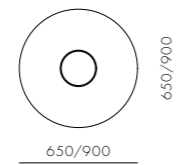
DIMENSIONS
W1865 x D2255 x H900mm
W2065 x D2255 x H900mm
W2265 x D2255 x H900mm



Crawford Coffee Table C650 / C900

CODE & MATERIALS
CR-T210-650/900
Steel black powder coat matt, Wood veneer top, stainless steel brass ring

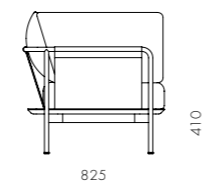
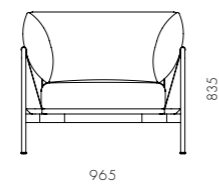
DIMENSIONS
Φ650 x H450mm
Φ900 x H350mm



Crawford Lounge Chair 2.0

CODE & MATERIALS
CR-S111-R2
Wood veneer base, Steel black powder coat matt, Upholstery

DIMENSIONS
W965 x D825 x H835mm
Seating height: 410mm





Dawn

by Space Copenhagen

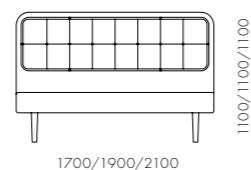
Dawn is a modern take on the classic bed with a headboard. With its soft curves and hidden functions, Dawn's clean, effortless look gives an air of contemporary and understated refinement to bedrooms to fit the demands of modern lifestyle. A cushioned, upholstered headboard elegantly suspended in the wooden frame and slim legs, imbues Dawn with a luxurious yet airy, informal appeal. The Dawn collection is beautifully detailed in a choicewoods, textile, leather and brass, adaptable and equally suitable to both residential and hospitality.

Dawn Bed Double / Queen / King Size



CODE & MATERIALS

DA-B110-D
DA-B110-Q
DA-B110-K
Stainless steel oil rubbed copper,
Steel black powder coat matt,
Solid wood with wood veneer
frame, Upholstery back



DIMENSIONS

W1700 x D2130 x H1100mm
W1900 x D2130 x H1100mm
W2100 x D2130 x H1100mm





Discipline

by Neri&Hu

The Discipline Sofa derives its name from the basic horizontal wooden plane that acts as a base for the four variations of soft cushion above. Supported by delicate metal legs, the platforms hover just above the ground and their simple geometry and carefully calibrated dimensions allow for a seamless aggregation of individual units. Variants of the sofa can be combined in infinite configurations for a wide variety of functions, from an intimate two-piece "L" to a 20m long bench, or even back-to-back as a feature object.

Discipline Sofa Corner R

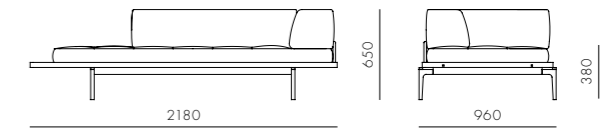


CODE & MATERIALS

DS-S420-R
Solid wood and wood veneer base, Stainless steel hairline aged gold legs and brackets, Upholstery

DIMENSIONS

W2180 x D960 x H650mm
Seating height: 380mm



Discipline Sofa Straight

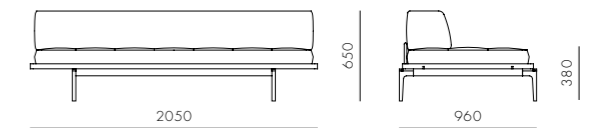


CODE & MATERIALS

DS-S410
Solid wood and wood veneer base, Stainless steel hairline aged gold legs and brackets, Upholstery

DIMENSIONS

W2050 x D960 x H650mm
Seating height: 380mm



Discipline Sofa Half Back L

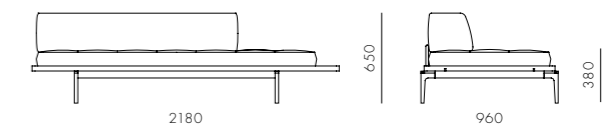


CODE & MATERIALS

DS-S430-L
Solid wood and wood veneer base, Stainless steel hairline aged gold legs and brackets, Upholstery

DIMENSIONS

W2180 x D960 x H650mm
Seating height: 380mm



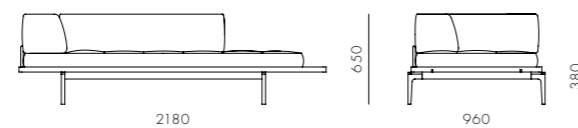
Discipline Sofa Corner L

CODE & MATERIALS

DS-S420-L
Solid wood and wood veneer base, Stainless steel hairline aged gold legs and brackets, Upholstery

DIMENSIONS

W2180 x D960 x H650mm
Seating height: 380mm



Discipline Sofa Half Back R

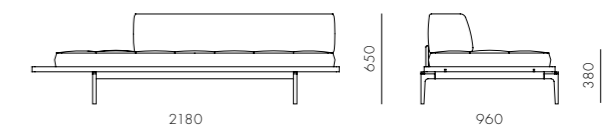


CODE & MATERIALS

DS-S430-R
Solid wood and wood veneer base, Stainless steel hairline aged gold legs and brackets, Upholstery

DIMENSIONS

W2180 x D960 x H650mm
Seating height: 380mm





Dowry

by Neri&Hu

Neri&Hu's modern, clean-lined collection of cabinets is rooted in the tradition of the dowry, drawn from both Chinese culture and that of many others worldwide. Passed from one generation to the next at the moment of marriage, the Dowry object is imbued with sentiment and history, embodying the potent nostalgia and symbolic value of a family heirloom.

Crafted to include traditional detailing and joinery techniques, the wide metal base and wooden body of the cabinets and drawers can be customised in a wide variety of materials and finishes. This allows the collection to be tailor-made to suit any setting, or personalised so that any family can create their own heirloom furniture, to pass on through the generations to come.

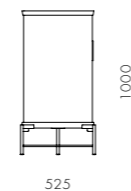
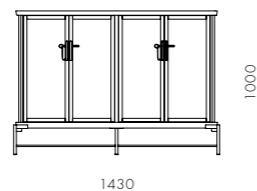
Dowry Cabinet I

CODE & MATERIALS

DO-C110
Solid wood with wood veneer panels, Stainless steel hairline aged gold, Tempered glass

DIMENSIONS

W1430 x D525 x H1000mm

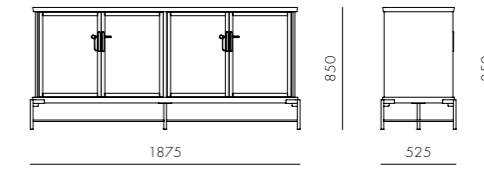




Dowry Cabinet II

CODE & MATERIALS
DO-C120
Solid wood with wood veneer panels, Stainless steel hairline aged gold, Tempered glass

DIMENSIONS
W1875 x D525 x H850mm

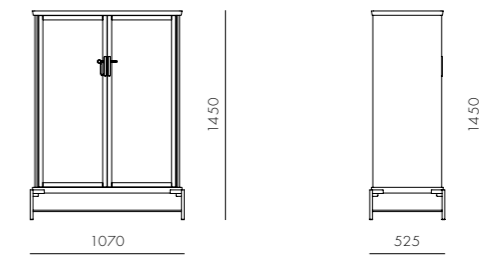


Dowry Cabinet III

Dowry Cabinet III

CODE & MATERIALS
DO-C130
Solid wood with wood veneer panels, Stainless steel hairline aged gold, Tempered glass

DIMENSIONS
W1070 x D525 x H1450mm



Exchange

by Jun Aizaki - CRÈME

The Exchange Chair is an award-winning contemporary wood and steel chair inspired by the traditional Windsor form.

By exchanging the conventional wooden spindles and stretcher of the Windsor back with steel, CRÈME has produced a new chair that feels both contemporary and traditional at once. This exchange suggests the new life and design that can be breathed into used or well-worn objects and furnishings.

The new extended Exchange collection is timeless and modern, and includes a dining table, bench and an additional range of chairs.

Exchange Highback Chair 2.0

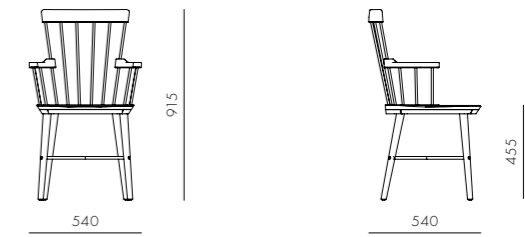


CODE & MATERIALS

EX-S231-R2
Solid wood frame, Wood veneer seat, Steel black powder coat matt

DIMENSIONS

W540 x D540 x H915mm
Seating height: 455mm



Exchange Lounge Chair 2.0



CODE & MATERIALS

EX-S111-R2
Solid wood frame, Wood veneer seat, Steel black powder coat matt

DIMENSIONS

W595 x D550 x H655mm
Seating height: 390mm



Exchange Bar Chair 2.0 SH610 / 750

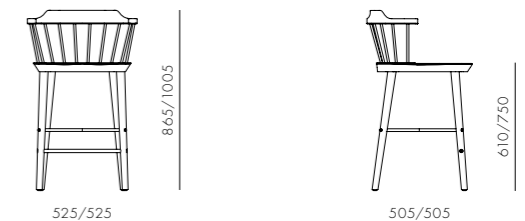


CODE & MATERIALS

EX-S311-R2-610
EX-S311-R2-750
Solid wood frame, Wood veneer seat, Steel black powder coat matt

DIMENSIONS

W525 x D505 x H865mm
W525 x D505 x H1005mm
Seating height: 610/750mm



Exchange Dining Chair 2.0



CODE & MATERIALS

EX-S211-R2
Solid wood frame, Wood veneer seat, Steel black powder coat matt

DIMENSIONS

W525 x D505 x H760mm
Seating height: 455mm



Exchange Chair Two Seater 2.0

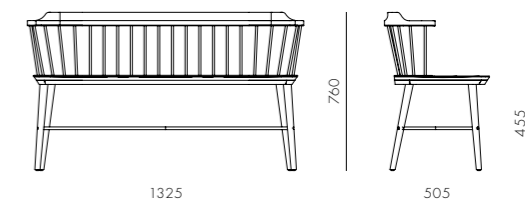


CODE & MATERIALS

EX-S221-R2
Solid wood frame, Wood veneer seat, Steel black powder coat matt

DIMENSIONS

W1325 x D505 x H760mm
Seating height: 455mm





Float

by Michele De Lucchi

Float is a new modular sofa system that presents cushions supported by a seemingly invisible structure, as if they are floating on air. The magical effect created by these floating cushions is made possible by the arrangement of feet outside of the padded form. A double layer of cushions, supported by a metallic sheet, provides optimal comfort and strength, while a crossbar that runs back and sideways containing the cushions, supports the headrest elements and gives structural integrity. The Float Sofa is supported by a thin yet robust steel structure and is designed to allow for comfortable sitting, resting and invites users to "flop down" on it.

The Float collection comes in four versions: a one, two and three-seater sofa, as well as an L-shaped option. The collection is modular and the individual components are designed to be combined in a multitude of comfortable configurations. The Float Sofa system can be further customised with a range of accessories, including a backseat, headrest and a series of pillows that can be arranged in different layouts to give the sofa a different look and function. Float is also available with optional built-in wooden sides tables, which come in two sizes, an ancestral element that De Lucchi sees as inextricably linked to the idea of the home and of handmade construction.

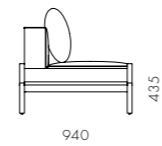
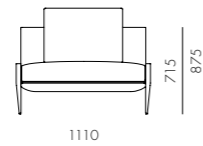
Float Sofa 1 Seater - Armless

CODE & MATERIALS

FL-S411
Steel dark grey powder coat
matt frame, Upholstery

DIMENSIONS

W1110 x D940 x H715 (875) mm
Seating height: 435mm



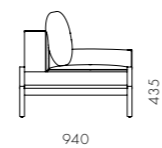
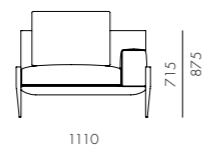
Float Sofa 1 Seater - 1 Arm

CODE & MATERIALS

FL-S412
Steel dark grey powder coat
matt frame, Upholstery

DIMENSIONS

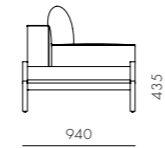
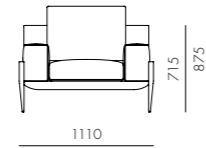
W1110 x D940 x H715 (875) mm
Seating height: 435mm



Float Sofa 1 Seater - 2 Arm

CODE & MATERIALS
FL-S413
Steel dark grey powder coat
matt frame, Upholstery

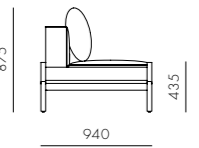
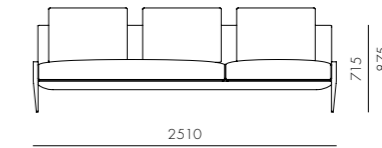
DIMENSIONS
W1110 x D940 x H715 (875) mm
Seating height: 435mm



Float Sofa 3 Seater - Armless

CODE & MATERIALS
FL-S431
Steel dark grey powder coat
matt frame, Upholstery

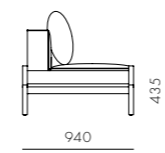
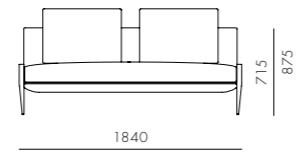
DIMENSIONS
W2510 x D940 x H715 (875) mm
Seating height: 435mm



Float Sofa 2 Seater - Armless

CODE & MATERIALS
FL-S421
Steel dark grey powder coat
matt frame, Upholstery

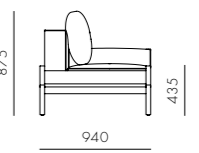
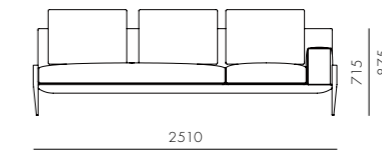
DIMENSIONS
W1840 x D940 x H715 (875) mm
Seating height: 435mm



Float Sofa 3 Seater - 1 Arm

CODE & MATERIALS
FL-S432
Steel dark grey powder coat
matt frame, Upholstery

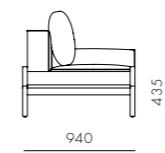
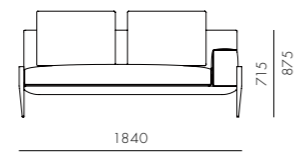
DIMENSIONS
W2510 x D940 x H715 (875) mm
Seating height: 435mm



Float Sofa 2 Seater - 1 Arm

CODE & MATERIALS
FL-S422
Steel dark grey powder coat
matt frame, Upholstery

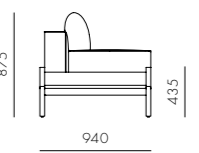
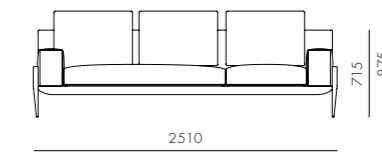
DIMENSIONS
W1840 x D940 x H715 (875) mm
Seating height: 435mm



Float Sofa 3 Seater - 2 Arm

CODE & MATERIALS
FL-S433
Steel dark grey powder coat
matt frame, Upholstery

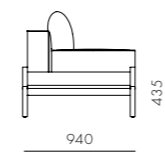
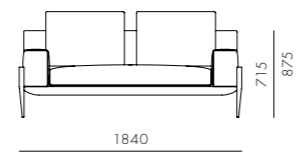
DIMENSIONS
W2510 x D940 x H715 (875) mm
Seating height: 435mm



Float Sofa 2 Seater - 2 Arm

CODE & MATERIALS
FL-S423
Steel dark grey powder coat
matt frame, Upholstery

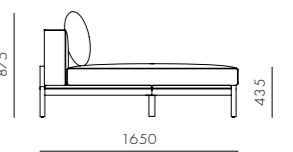
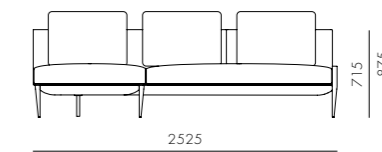
DIMENSIONS
W1840 x D940 x H715 (875) mm
Seating height: 435mm



Float Sofa L-Shape L / R

CODE & MATERIALS
FL-441-L
FL-441-R
Steel dark grey powder coat
matt frame, Upholstery

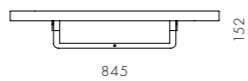
DIMENSIONS
W2525 x D1650 x H715 (875) mm
Seating height: 435mm



Float Sofa Side Table Small

CODE & MATERIALS
FL-S400-A1
Steel dark grey powder coat
matt frame, Wood veneer top

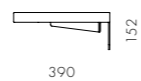
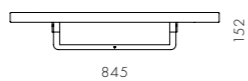
DIMENSIONS
W845 x D160 x H152mm



Float Sofa Side Table Large

CODE & MATERIALS
FL-S400-A2
Steel dark grey powder coat
matt frame, Wood veneer top

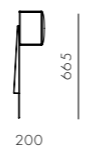
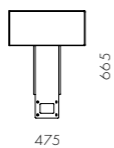
DIMENSIONS
W845 x D390 x H152mm



Float Sofa Headrest Small

CODE & MATERIALS
FL-S400-A3
Steel dark grey powder coat
matt frame, Upholstery

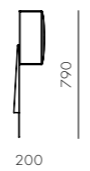
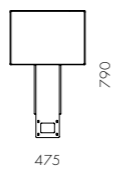
DIMENSIONS
W475 x D200 x H665mm



Float Sofa Headrest Large

CODE & MATERIALS
FL-S400-A4
Steel dark grey powder coat
matt frame, Upholstery

DIMENSIONS
W475 x D200 x H790mm





Freja

by Space Copenhagen

Freja is a collection of stools and bench that comes out of a wish to create sculptural furniture with the soothing visual appeal of Scandinavian furniture making traditions and a Japanese mode of expression.

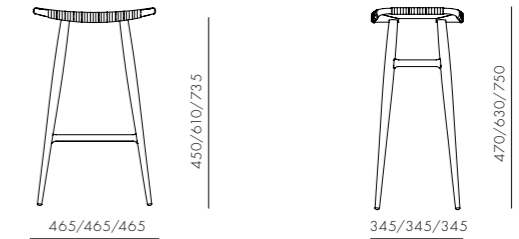
The archetypal furniture making principles of static and ornament converge to give Freja its elegant, yet simple character. Seen from different angles legs and aprons optically interweave to form a trellis, the seat floating lightly with either woven paper cord or leather as only decorative feature.

Freja Bar Stool SH450 / 610 / 750 Paper Cord Seat



CODE & MATERIALS
FE-S610-PC
FE-S310-PC
FE-S320-PC
Solid wood frame, Paper cord seat

DIMENSIONS
W465 x D345 x H470mm
W465 x D345 x H630mm
W465 x D345 x H750mm
Seating height: 450/610/735mm

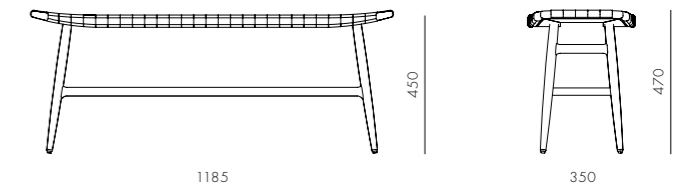


Freja Bench Leather Stripe Seat



CODE & MATERIALS
FE-S620-LS
Solid wood frame,
Leather stripe seat

DIMENSIONS
W1185 x D350 x H470mm
Seating height: 450



Freja Bar Stool SH450 / 610 / 750 Leather Stripe Seat



CODE & MATERIALS
FE-S610-LS
FE-S310-LS
FE-S320-LS
Solid wood frame,
Leather stripe seat

DIMENSIONS
W465 x D345 x H470mm
W465 x D345 x H630mm
W465 x D345 x H750mm
Seating height: 450/610/735mm

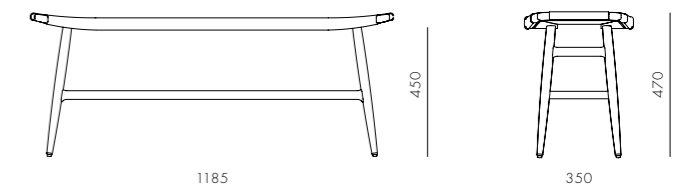


Freja Bench Leather Seat



CODE & MATERIALS
FE-S620-LE
Solid wood frame, Leather seat

DIMENSIONS
W1185 x D350 x H470mm
Seating height: 450



Freja Bar Stool SH450 / 610 / 750 Leather Seat



CODE & MATERIALS
FE-S610-LE
FE-S310-LE
FE-S320-LE
Solid wood frame, Leather seat

DIMENSIONS
W465 x D345 x H470mm
W465 x D345 x H630mm
W465 x D345 x H750mm
Seating height: 450/610/735mm

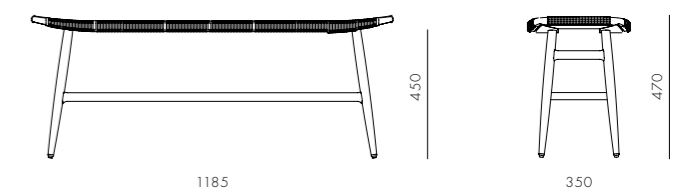


Freja Bench Paper Cord Seat



CODE & MATERIALS
FE-S620-PC
Solid wood frame, Paper cord seat

DIMENSIONS
W1185 x D350 x H470mm
Seating height: 450





Host

by Sebastian Herkner

Host, a movable wardrobe created in response to the growing need for flexible furniture in both homes and hotels. German designer Sebastian Herkner's design sees a metal frame that on one side provides rail space, and also becomes part of the framework for open shelving and a mirror.

Host is in part on wheels to allow greater freedom in moving the piece around the room as space requirements change. The openness of its design allows Host to be used for a multitude of purposes, with an added small tray for personal items such as jewellery and watches. For a hotel room, Host features enough space for a suitcase and generous hanging space. Host's minimalist steel frame is complemented by a veneer laminate base, solid wood and a large mirror.



Host Movable Wardrobe



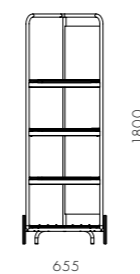
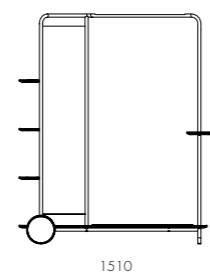
CODE & MATERIALS

HO-W110

Wood veneer base, Solid wood, Steel
black powder coat matt frame, Mirror

DIMENSIONS

W1510 x D655 x H1800mm





Industry

by Neri&Hu

The Industry collection is a new accessible utilitarian-inspired chair series with simple modern lines. This comfortable seating collection is suitable for everyday use in both residential and commercial spaces.

Industry Dining Chair



CODE & MATERIALS
IN-S210
Steel black powder coat
matt, Polypropylene seat
and back, Upholstery

DIMENSIONS
W475 x D555 x H805mm
Seating height: 460mm



Industry Dining Armchair



CODE & MATERIALS
IN-S211
Steel black powder coat
matt, Polypropylene seat
and back, Upholstery

DIMENSIONS
W525 x D555 x H805mm
Seating height: 460mm



Industry Lounge Chair



CODE & MATERIALS
IN-S111
Steel black powder coat
matt, Polypropylene seat
and back, Upholstery

DIMENSIONS
W575 x D695 x H795mm
Seating height: 450mm

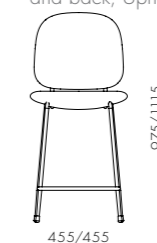


Industry Bar Chair SH610 / SH750



CODE & MATERIALS
IN-S310-610
IN-S310-750
Steel black powder coat
matt, Polypropylene seat
and back, Upholstery

DIMENSIONS
W455 x D540 x H975mm
W455 x D540 x H1115mm
Seating height: 610/750mm





Infinity

by Space Copenhagen

The modular sofa collection Infinity is about the purity of the shape and the softness of the curves. This sofa collection was designed to have a minimum of edges and almost invisible detailing and stitching - to underline its elegant, sculptural values and to secure ultimate comfort for the body. A sofa is often a dominant, defining object in a space. The design intention of the Infinity sofa is to radiate a calm, yet strong appearance.

Through the choices of fabrics or leather, it can be personalised for different moods and environments - classically elegant while being lush and casual. The name Infinity also refers to the endless possibilities of combinations and variations of the continuous curves.

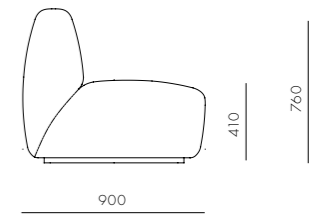
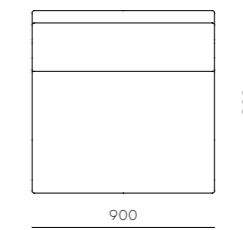


Infinity Straight



CODE & MATERIALS
IF-S410
Solid wood and plywood frame, Upholstery

DIMENSIONS
W900 x D900 x H760mm
Seating height: 410mm

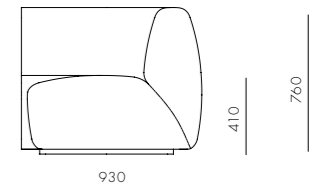
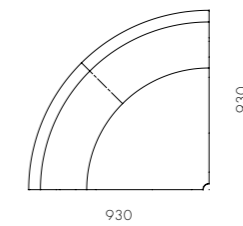


Infinity Corner



CODE & MATERIALS
IF-S420
Solid wood and plywood frame, Upholstery

DIMENSIONS
W930 x D930 x H760mm
Seating height: 410mm

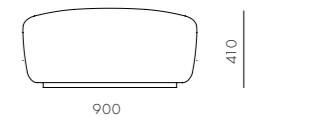



Infinity Backless



CODE & MATERIALS
IF-S430
Solid wood and plywood frame, Upholstery

DIMENSIONS
W900 x D900 x H410mm
Seating height: 410mm

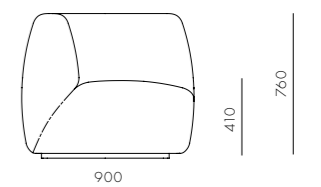
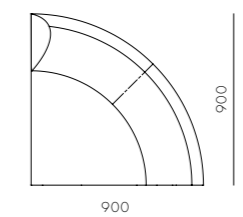


Infinity End L



CODE & MATERIALS
IF-S440-L
Solid wood and plywood frame, Upholstery

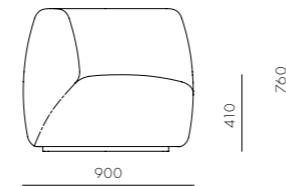
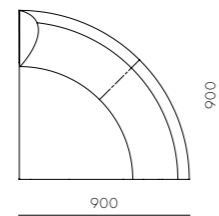
DIMENSIONS
W900 x D900 x H760mm
Seating height: 410mm



Infinity End R

CODE & MATERIALS
IF-S440-R
Solid wood and plywood
frame, Upholstery

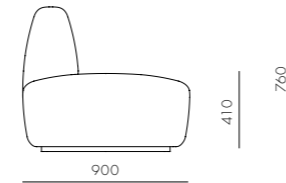
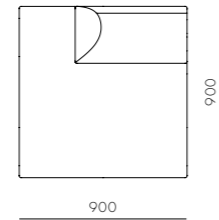
DIMENSIONS
W900 x D900 x H760mm
Seating height: 410mm



Infinity Arm L

CODE & MATERIALS
IF-S450-L
Solid wood and plywood
frame, Upholstery

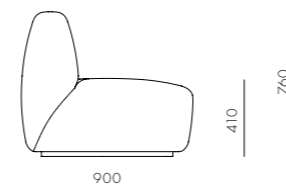
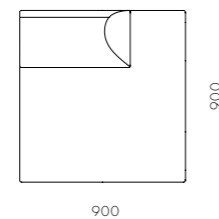
DIMENSIONS
W900 x D900 x H760mm
Seating height: 410mm



Infinity Arm R

CODE & MATERIALS
IF-S450-R
Solid wood and plywood
frame, Upholstery

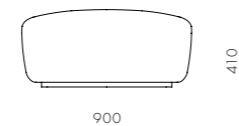
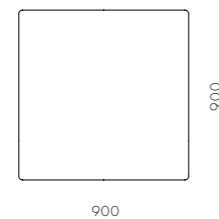
DIMENSIONS
W900 x D900 x H760mm
Seating height: 410mm



Infinity Ottoman

CODE & MATERIALS
IF-S510
Solid wood and plywood
frame, Upholstery

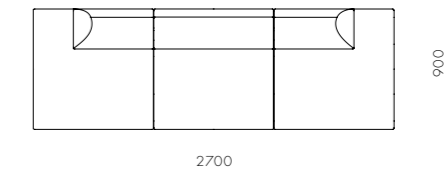
DIMENSIONS
W900 x D900 x H410mm
Seating height: 410mm



Infinity Option 1

CODE & MATERIALS
Infinity Straight, Infinity Arm L/R

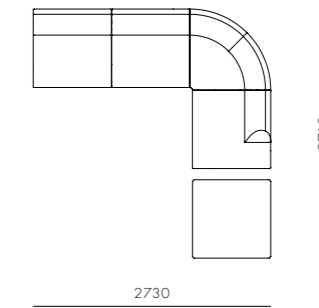
DIMENSIONS
W2700 x D900mm



Infinity Option 2

CODE & MATERIALS
Infinity Straight x 2, Infinity Corner,
Infinity Arm R, Infinity Ottoman

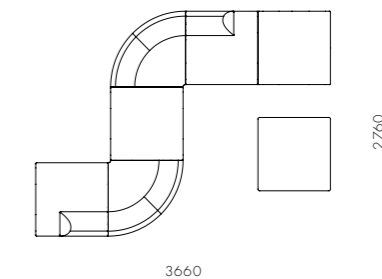
DIMENSIONS
W2730 x D2760mm



Infinity Option 3

CODE & MATERIALS
Infinity Corner x 2, Infinity
Arm R x 2, Infinity Backless
x 2, Infinity Ottoman

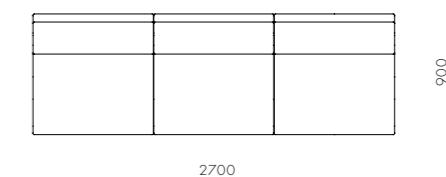
DIMENSIONS
W3660 x D2760mm



Infinity Option 4

CODE & MATERIALS
Infinity Straight x 3

DIMENSIONS
W2700 x D900mm

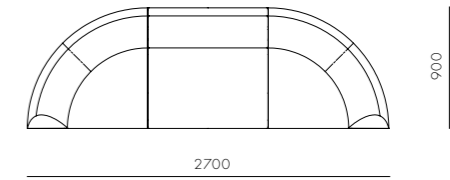




Infinity Option 5

CODE & MATERIALS
Infinity Straight,
Infinity End L / R

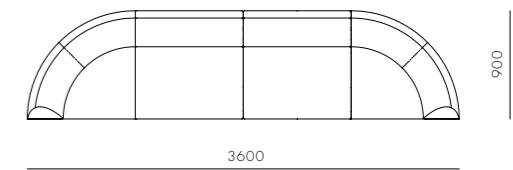
DIMENSIONS
W2700 x D900mm



Infinity Option 6

CODE & MATERIALS
Infinity Straight x 2,
Infinity End L / R

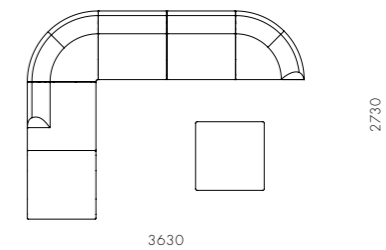
DIMENSIONS
W3600 x D900mm



Infinity Option 7

CODE & MATERIALS
Infinity Straight x2, Infinity Corner,
Infinity End R, Infinity Arm L, Infinity
Backless, Infinity Ottoman

DIMENSIONS
W3630 x D2730mm



James

by Yabu Pushelberg

The James collection is an understated exploration of modern masculinity – at once bold and defined, but also light and elegant. The range includes a chaise, stool and bar trolley, each one meticulously proportioned and ergonomically shaped.

All pieces have been designed to turn negative space into an aesthetic feature, making use of floating planes and wireframes to lend them an air of sleekness and simplicity. Full of subtle details and stowaway compartments, James is subtly inspired by the world of performance cars. The automotive references are also echoed in the materials: warm and tactile black metal, walnut wood and sable-tone matte leather.

James Chaise

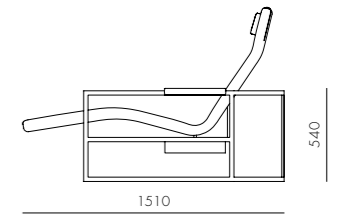
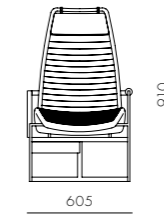


CODE & MATERIALS

JA-S111
Steel black powder coat sand brush, Leather upholstery, Solid walnut

DIMENSIONS

W605 x D1510 x H910mm



James Bar Cart

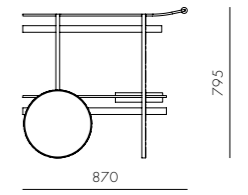
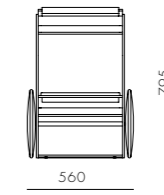


CODE & MATERIALS

JA-CA110
Wood veneer panels, Steel black powder coat sand brush with soft touch finish, Solid walnut handle

DIMENSIONS

W870 x D560 x H795mm



James Stool

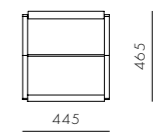
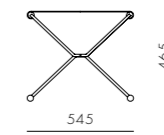


CODE & MATERIALS

JA-S610
Steel black powder coat sand brush legs with solid walnut detail, Leather seat

DIMENSIONS

W545 x D445 x H465mm
Seating height: 465mm





Journey

by Space Copenhagen

The Historic Safari Chair is an almost naïve, sturdy, simple geometric structure - with added hard and soft components to secure softness and flexibility. With attention to this vocabulary, The Journey Chair is our modern interpretation - letting comfort, modern lifestyle and behavior be the center of attention. We wanted the chair to be versatile in use and look, embedding a balance between the rustic and a more refined, modern approach into the design. The soft arch under the seat cushion compliments the strong, masculine silhouette of the chair - and enhances a lighter, sophisticated look. The thicker seat cushion and the soft back, secures a great and comfortable experience while seated.

Exposed details of darkened brass reveal and celebrate the simplicity of how the chair is assembled.

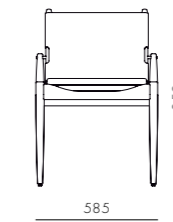
The Journey chair is obvious to use for all kinds of Dining, but can also be used as a residential office chair, as well as for meetings and conference.

Journey Dining Chair-LE



CODE & MATERIALS
JN-S210-LE
Solid wood frame, Upholstery,
Stainless steel oil rubbed copper

DIMENSIONS
W585 x D560 x H850mm
Seating height: 460mm

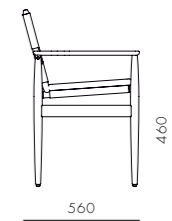
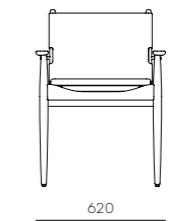


Journey Dining Armchair-CV



CODE & MATERIALS
JN-S211-CV
Solid wood frame, Upholstery,
Stainless steel oil rubbed copper

DIMENSIONS
W620 x D560 x H850mm
Seating height: 460mm

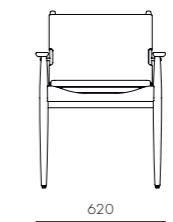


Journey Dining Armchair-LE



CODE & MATERIALS
JN-S211-LE
Solid wood frame, Upholstery,
Stainless steel oil rubbed copper

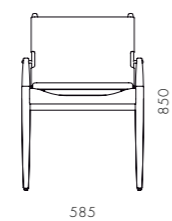
DIMENSIONS
W620 x D560 x H850mm
Seating height: 460mm



Journey Dining Chair-CV

CODE & MATERIALS
JN-S210-CV
Solid wood frame, Upholstery,
Stainless steel oil rubbed copper

DIMENSIONS
W585 x D560 x H850mm
Seating height: 460mm





Kite

by Nendo

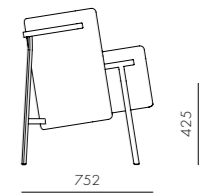
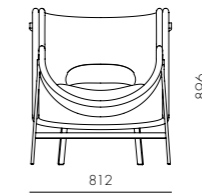
An armchair designed for common spaces in offices and hotels. There are numerous armchairs and sofas for lobbies and lounges, but those for narrow spaces such as corridors, elevator lobbies, and entrances are difficult to find. Therefore, a compact chair was devised to fit in those niches, for passersby to rest in for a spell or in which to have casual conversation. Attempts to make an armchair small normally leads one to think of gradual elimination of the backrest to create a bench-like furniture piece. But casting the backrest as the star to which the seat is adjoined yields a design less about sitting and more about leaning against a grand backrest. Such a design takes up minimal space while offering to the chair's occupant a bit of calm and security. The backrest and seat are independent parts, with shallow and deep seats and lower and taller backs available for use in combination according to the size of the space and degree of privacy desired.

Kite Lounge Chair-Deep



CODE & MATERIALS
KT-S110-D
Steel black powder coat matt,
Upholstered moulded foam shell

DIMENSIONS
W812 x D752 x H896mm
Seating height: 425mm

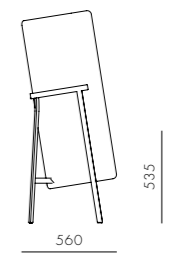
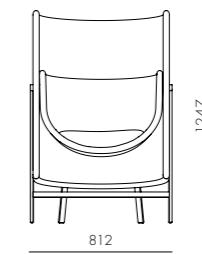


Kite Highback Chair-Narrow



CODE & MATERIALS
KT-S120-N
Steel black powder coat matt,
Upholstered moulded foam shell

DIMENSIONS
W812 x D560 x H1247mm
Seating height: 535mm

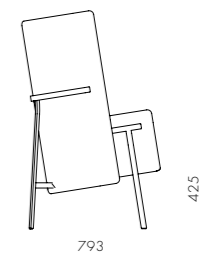
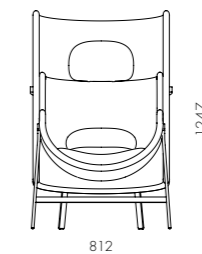


Kite Highback Chair-Deep



CODE & MATERIALS
KT-S120-D
Steel black powder coat matt,
Upholstered moulded foam shell

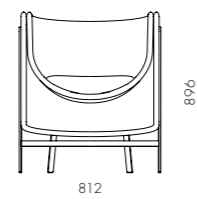
DIMENSIONS
W812 x D793 x H1247mm
Seating height: 425mm



Kite Lounge Chair-Narrow

CODE & MATERIALS
KT-S110-N
Steel black powder coat matt,
Upholstered moulded foam shell

DIMENSIONS
W812 x D518 x H896mm
Seating height: 535mm





Laval

by OEO Studio

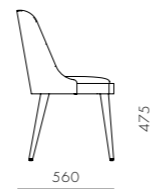
The Laval collaboration aims to reinterpret the traditional French style by reflecting the poetic simplicity of Japanese and Scandinavian aesthetics. The Laval Collaboration springs from a collaborative meeting between high-end French furniture maker Laval and Danish design studio OEO Studio. It combines the French sense of elegance with a subtle sense of modern comfort. The Collaboration reflects a strong sense of refined and exquisite quality combined with the highest attention.

Laval Chair



CODE & MATERIALS
LA-S220
Solid wood legs, upholstery

DIMENSIONS
W500 x D560 x H855mm
Seating height: 475mm

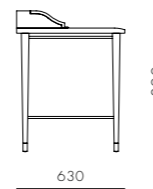
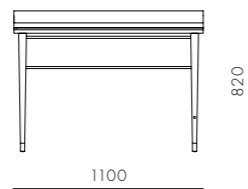


Laval Writing Desk



CODE & MATERIALS
LA-T721
Solid wood frame, leather table surface, wood veneer panels, brass plated stainless steel

DIMENSIONS
W1100 x D630 x H820mm



Lunar

by Space Copenhagen

In the Lunar collection, contemporary Nordic simplicity meets ancient Chinese legend. It takes its inspiration from Chang'e, the goddess of the moon, said to arise in the West and reside in her lunar palace 'Guanghan', which means 'wild coldness'.

The collection is at once fresh, cool and comfortingly timeless. Like its celestial namesake, it is infused with the energy of Yin, the female principle in Yin and Yang.

Lunar Lounge Chair Small

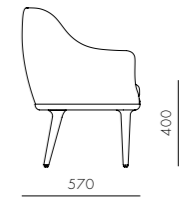
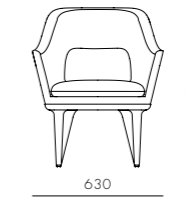


CODE & MATERIALS

LN-S121-S
Solid wood legs,
Upholstered moulded foam frame,
Upholstered cushion

DIMENSIONS

W630 x D570 x H770mm
Seating height: 400mm



Lunar Lounge Chair Large

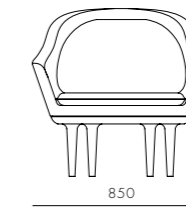


CODE & MATERIALS

LN-S111-L
Solid wood legs,
Upholstered moulded foam frame,
Upholstered cushion

DIMENSIONS

W850 x D710 x H800mm
Seating height: 420mm



Lunar Dining Chair Small

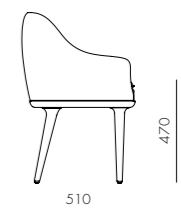
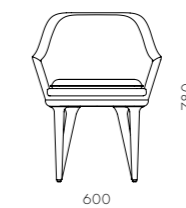


CODE & MATERIALS

LN-S211-S
Solid wood legs,
Upholstered moulded foam frame,
Upholstered cushion

DIMENSIONS

W600 x D510 x H780mm
Seating height: 470mm



Lunar Highback Lounge Chair

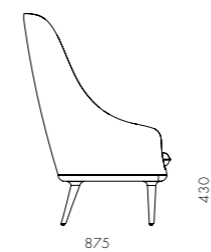
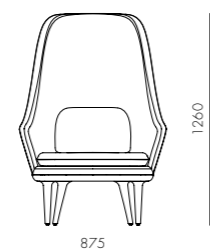


CODE & MATERIALS

LN-S121
Solid wood legs,
Upholstered moulded foam frame,
Upholstered cushion

DIMENSIONS

W875 x D875 x H1260mm
Seating height: 430mm



Lunar Dining Chair Large

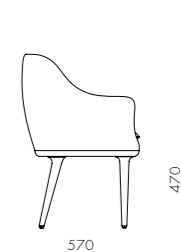



CODE & MATERIALS

LN-S211-L
Solid wood legs,
Upholstered moulded foam frame,
Upholstered cushion

DIMENSIONS

W630 x D570 x H840mm
Seating height: 470mm



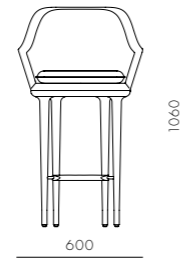


Lunar Bar Chair SH750



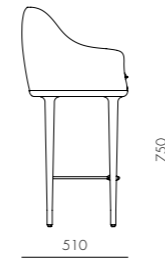
CODE & MATERIALS

LN-S311-750
Solid wood legs, Upholstered moulded foam frame, Upholstered cushion, Brass plated stainless steel



DIMENSIONS

W600 x D510 x H1060mm
Seating height: 750mm

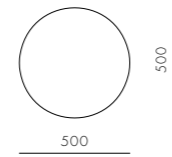


Lunar Side Table



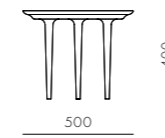
CODE & MATERIALS

LN-T110-500
Solid wood legs, Wood veneer top



DIMENSIONS

Φ500 x H400mm

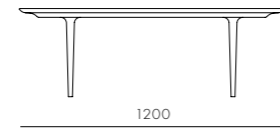


Lunar Coffee Table W1200



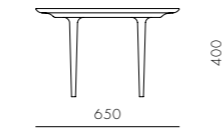
CODE & MATERIALS

LN-T210-1200
Solid wood legs, Wood veneer top



DIMENSIONS

W1200 x D650 x H400mm

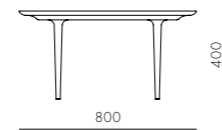


Lunar Coffee Table S800



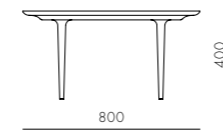
CODE & MATERIALS

LN-T220-800
Solid wood legs, Wood veneer top



DIMENSIONS

W800 x D800 x H400mm

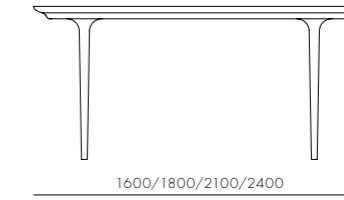


Lunar Dining Table W1600 / W1800 / W2100 / W2400



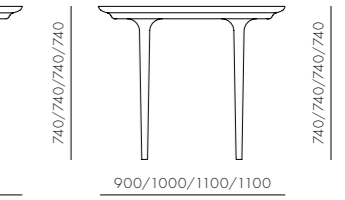
CODE & MATERIALS

LN-T410-1600/1800/2100/2400
Solid wood legs, Wood veneer top



DIMENSIONS

W1600 x D900 x H740mm
W1800 x D1000 x H740mm
W2100 x D1100 x H740mm
W2400 x D1100 x H740mm

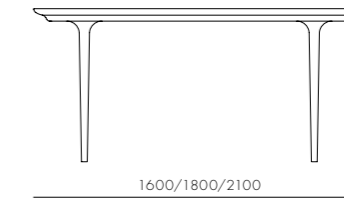


Lunar Dining Table W1600 / W1800 / W2100 - Stone Top



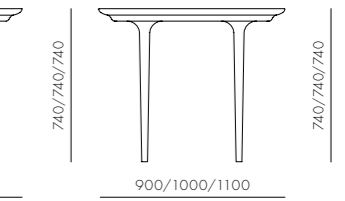
CODE & MATERIALS

LN-T410-1600/1800/2100-ST
Solid wood legs, Stone top



DIMENSIONS

W1600 x D900 x H740mm
W1800 x D1000 x H740mm
W2100 x D1100 x H740mm

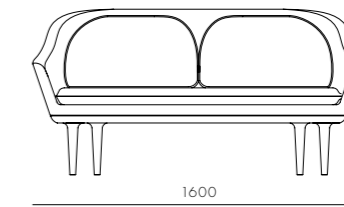


Lunar Sofa



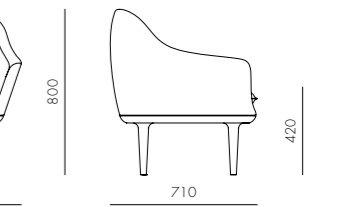
CODE & MATERIALS

LN-S411
Solid wood legs, Upholstered moulded foam frame, Upholstered cushion



DIMENSIONS

W1600 x D710 x H800mm
Seating height: 420mm





Mandarin

by Neri&Hu

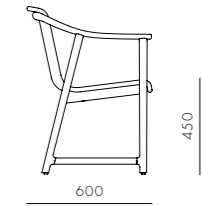
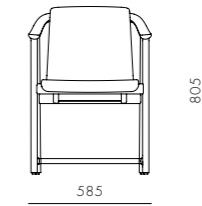
The collection finds inspiration in the harmony and balance between classical forms and mid-century aesthetics. Neri&Hu have translated these into the design of a table and chairs following Asian temple design typologies: the sphere which symbolises the temple of Heaven, versus the square form represented by the temple of Earth.

Mandarin Dining Chair



CODE & MATERIALS
MA-S211
Solid wood frame,
Stainless steel hairline gold,
Upholstered seat shell

DIMENSIONS
W585 x D600 x H805mm
Seating height: 450mm

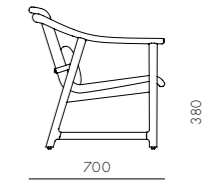
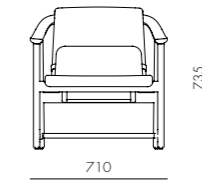


Mandarin Lounge Chair



CODE & MATERIALS
MA-S111
Solid wood frame,
Stainless steel hairline gold,
Upholstered seat shell

DIMENSIONS
W710 x D700 x H735mm
Seating height: 380mm

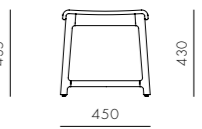
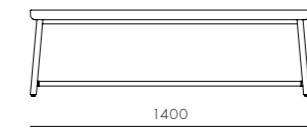


Mandarin Bench



CODE & MATERIALS
MA-S610
Solid wood frame,
Stainless steel hairline gold,
Upholstered seat shell

DIMENSIONS
W1400 x D450 x H435mm
Seating height: 430mm

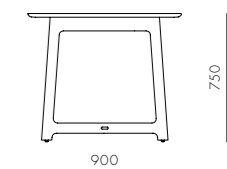
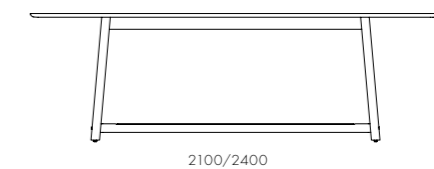


Mandarin Dining Table



CODE & MATERIALS
MA-T410-2100
MA-T410-2400
Solid wood frame, Wood veneer
top, Stainless steel hairline gold,
Blackened stainless steel

DIMENSIONS
W2100 x D900 x H750mm
W2400 x D900 x H750mm





Ming

by Neri&Hu

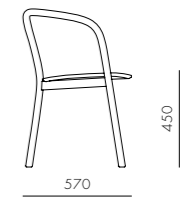
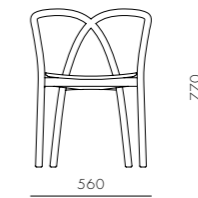
Drawing on the past to inspire the present, Ming revisits the historic decorative arts of China to create a crisp and contemporary furniture style. Chinese design duo Rossana Hu and Lyndon Neri have looked to their Asian heritage, mixing ornamental motifs with modern Western functionality.

The result is a series of intricate wooden stacking chairs and aluminium tables that work effectively as solo pieces, as well as a family grouping.

Ming Chair

CODE & MATERIALS
MI-S211
Solid wood

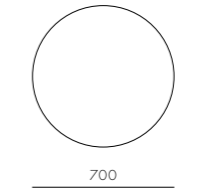
DIMENSIONS
W560 x D570 x H770mm
Seating height: 450mm



Ming Aluminium Café Table

CODE & MATERIALS
MI-T310
Aluminium,
Available in black/grey/white

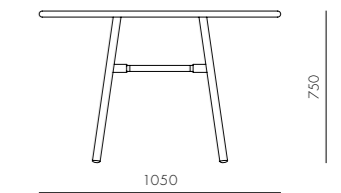
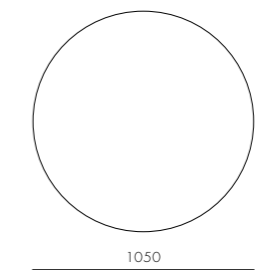
DIMENSIONS
Φ700 x H750mm



Ming Aluminium Dining Table

CODE & MATERIALS
MI-T410
Aluminium,
Available in black/grey/white

DIMENSIONS
Φ1050 x H750mm



Ori

by Hallgeir Homstvedt

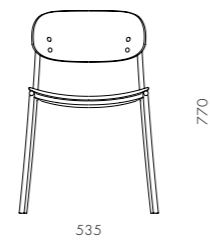
True to the Stellar Works mindset, the Ori chair is a gentle mix of Nordic and Asian influences. The softly shaped outline of the chair is only interrupted by the sharp fold in the seat and backrest, marking the zones that are in contact with the body. The slender frame is inspired by the type of bamboo scaffolding that is just tied together, commonly used in Asia (Hong Kong). Similarly the frame of the chair is composed of gently curved segments of tube that just kiss each other at the point where they overlap, creating a light and organic structure. The Ori chair is designed for the places where people gather to enjoy a meal and interact, whether at home or in public spaces. Ori comes with or without an armrest and stacks well for easy storage.

Ori Dining Chair



CODE & MATERIALS

OR-S210
Steel black powder coat matt,
Wood veneer seat & back



DIMENSIONS

W535 x D513 x H770mm
Seating height: 445mm

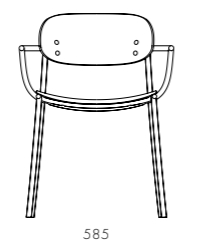


Ori Dining Armchair



CODE & MATERIALS

OR-S211
Steel black powder coat matt,
Wood veneer seat & back



DIMENSIONS

W585 x D513 x H770mm
Seating height: 445mm



Pagoda

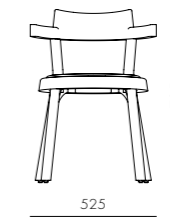
by BassamFellows

Pagoda is a collection of chairs inspired by the classic café chairs of 19th century Vienna. The chair is supremely light and compact with a structure that has been reduced to its very essence. The chair consists of only six pieces – delivering good craftsmanship and efficiency while allowing multiple material configurations. The chair's circular seat stems from rationalization while symbolizing the "Way of Nature" or "oneness" in Chinese culture. Cantilevered arms and back subtly reference Pagoda gates, giving the chair its personality while also eliminating the need for an arm and armless version.

Pagoda Chair Upholstery -Aluminum Leg Gold



CODE & MATERIALS
PA-S210-AL2
Solid wood frame, Upholstery,
Aluminum alloy



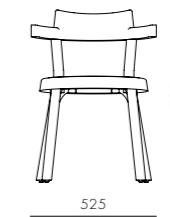
DIMENSIONS
W525 x D510 x H725mm
Seating height: 455mm



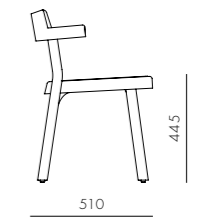
Pagoda Chair Cane - Wood Leg



CODE & MATERIALS
PA-S220-WD
Solid wood frame,
Cane, Aluminum alloy



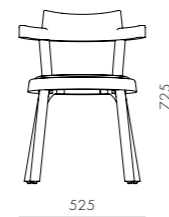
DIMENSIONS
W525 x D510 x H725mm
Seating height: 445mm



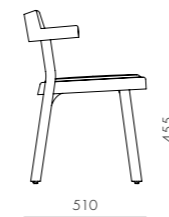
Pagoda Chair Upholstery -Wood Leg



CODE & MATERIALS
PA-S210-WD
Solid wood frame, Upholstery,
Aluminum alloy



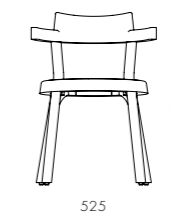
DIMENSIONS
W525 x D510 x H725mm
Seating height: 455mm



Pagoda Chair Cane - Aluminum Leg Silver



CODE & MATERIALS
PA-S220-AL1
Solid wood frame,
Cane, Aluminum alloy



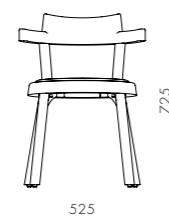
DIMENSIONS
W525 x D510 x H725mm
Seating height: 445mm



Pagoda Chair Upholstery -Aluminum Leg Silver



CODE & MATERIALS
PA-S210-AL1
Solid wood frame, Upholstery,
Aluminum alloy



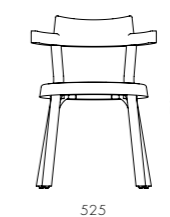
DIMENSIONS
W525 x D510 x H725mm
Seating height: 455mm



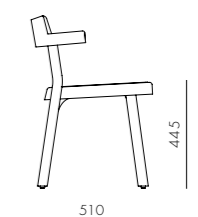
Pagoda Chair Cane - Aluminum Leg Gold



CODE & MATERIALS
PA-S220-AL2
Solid wood frame,
Cane, Aluminum alloy



DIMENSIONS
W525 x D510 x H725mm
Seating height: 445mm





QT/Chillax

by Nic Graham

Initially developed for Australia's pioneering QT Hotels brand, the QT collection is Nic Graham's modern-day tribute to the mid-century movement. Drawing out retro details with a light touch, while allowing natural materials and traditional craftsmanship to take centre stage, the range communicates quality without compromising its casual appeal.

The QT collection and its slender, contoured counterpart Chillax make warm and welcoming additions to any contemporary interior, embodying the laidback, relaxed spirit of modern Australian life, with a wink to the pragmatism of mid-century Scandinavian design.

Chillax Lounge Chair

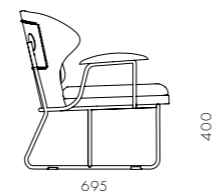
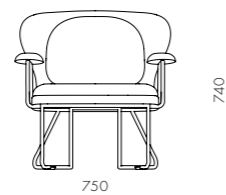


CODE & MATERIALS

CH-S131
Stainless steel hairline gold &
steel black powder coat matt,
Solid wood arm rest, Upholstery

DIMENSIONS

W750 x D695 x H740mm
Seating height: 400mm



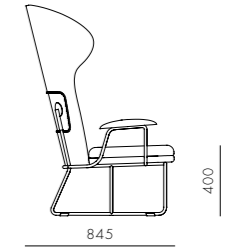
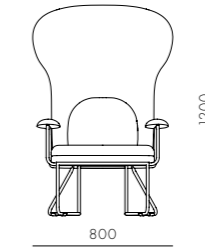


Chillax Highback Chair



CODE & MATERIALS
 CH-S141
 Stainless steel hairline gold & steel black powder coat matt, Solid wood arm rest, Upholstery

DIMENSIONS
 W800 x D845 x H1200mm
 Seating height: 400mm

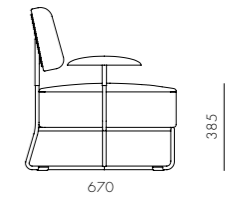
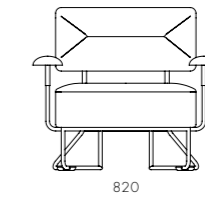


QT Chair



CODE & MATERIALS
 QT-S121
 Stainless steel hairline gold & steel black powder coat matt, Solid wood armrest, Upholstery

DIMENSIONS
 W820 x D670 x H720mm
 Seating height: 385mm

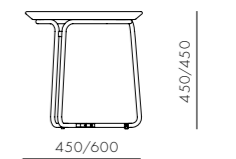
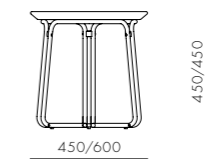


QT Coffee Table C450/C600



CODE & MATERIALS
 QT-T210-450
 QT-T210-600
 Wood veneer top, Stainless steel hairline gold & steel black powder coat matt

DIMENSIONS
 Φ450 x H450mm
 Φ600 x H450mm



Rén

by Space Copenhagen

Rén was born of the desire to create a series of pieces in the Danish Modern tradition – high quality, thoughtfully crafted design that balances function with form and is accessible to all.

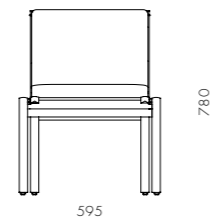
Rén's tables and chairs take this distinctly Nordic philosophy and incorporate craft techniques and aesthetic detail from the design traditions of Japan and China, resulting in a collection that, although inspired by a particular place and time, is both international and ageless in its scope.

Rén Dining Chair



CODE & MATERIALS

RN-S210
Solid wood legs, Stainless steel hairline gold, Wood veneer frame, Upholstered cushion, Down filling



DIMENSIONS

W595 x D600 x H780mm
Seating height: 465mm

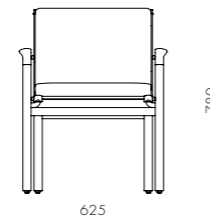


Rén Dining Armchair



CODE & MATERIALS

RN-S211
Solid wood legs, Stainless steel hairline gold, Wood veneer frame, Upholstered cushion, Down filling



DIMENSIONS

W625 x D600 x H780mm
Seating height: 465mm





Rén Lounge Chair Small / Large

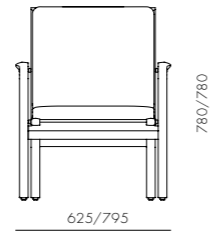


CODE & MATERIALS

RN-S111-S
RN-S111-L
Solid wood legs, Stainless steel hairline gold, Wood veneer frame, Upholstered cushion, Down filling

DIMENSIONS

W625 x D600 x H780mm
W795 x D710 x H780mm
Seating height: 380/385mm



Rén Lounge Chair Two Seater

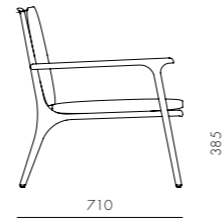
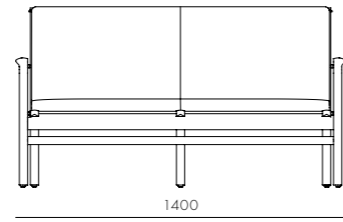


CODE & MATERIALS

RN-S121
Solid wood legs, Stainless steel hairline gold, Wood veneer frame, Upholstered cushion, Down filling

DIMENSIONS

W1400 x D710 x H780mm
Seating height: 385mm



Rén Dining Table W1800 / W2100 / W2600

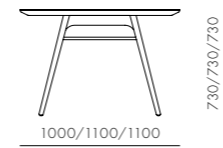
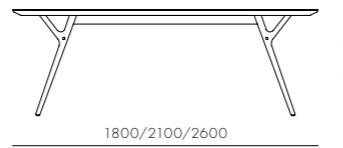


CODE & MATERIALS

RN-T411-1800
RN-T411-2100
RN-T411-2600
Solid wood legs, Wood veneer top, Stainless steel hairline gold, Steel black powder coat matt

DIMENSIONS

W1800 x D1000 x H730mm
W2100 x D1100 x H730mm
W2600 x D1100 x H730mm



Rén Dining Table W1800 / W2100 - Stone Top



CODE & MATERIALS

RN-T411-1800-ST
RN-T411-2100-ST
Solid wood legs, Stone top, Stainless steel hairline gold, Steel black powder coat matt

DIMENSIONS

W1800 x D1000 x H730mm
W2100 x D1100 x H730mm

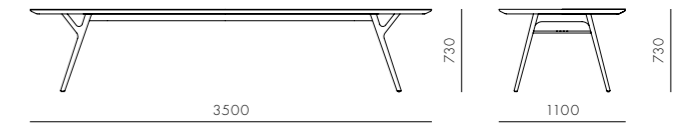




Rén Conference Table

CODE & MATERIALS
 RN-T610-3500
 Solid wood legs, Wood veneer top, Stainless steel hairline gold, Steel black powder coat matt

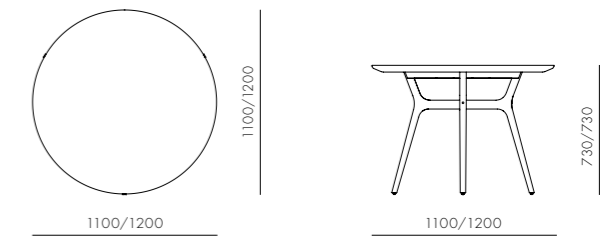
DIMENSIONS
 W3500 x D1100 x H730mm



Rén Dining Table C1100 / C1200

CODE & MATERIALS
 RN-T420-1100
 RN-T420-1200
 Solid wood legs, Wood veneer top, Stainless steel hairline gold, Steel black powder coat matt

DIMENSIONS
 Φ1100 x H730mm
 Φ1200 x H730mm



Rén Coffee Table

CODE & MATERIALS
 RN-T210-540
 Solid wood legs, Wood veneer top, Stainless steel hairline gold

DIMENSIONS
 Φ540 x H550mm



Rén Side Table

CODE & MATERIALS
 RN-T110-450
 Solid wood legs, Wood veneer top, Stainless steel hairline gold

DIMENSIONS
 Φ450 x H420mm



Risom

by Jens Risom

Stellar Works is reissuing the C140 in its original caned back version, which has an upholstered back. The chairs come in a choice of oak or walnut. For the upholstery, Stellar Works have selected Hallingdal 65 from Kvadrat, designed by mid-century Danish designer iconic Nanna Ditzel, in a choice of 457 (yellow), 547 (orange) 850 (blue).


The iconic C140 chair was used in the White House under President Lyndon B. Johnson's administration and Johnson was photographed sitting in it signing the Civil Rights Act in 1964 and the Highway Beautification Act in 1965.

This year, Stellar Works is adding new important pieces to its existing collection of Jens Risom designs. Originating from his mid-century heydays, the six new models are prime examples of Risom's aesthetics and proof of the enduring quality of his timeless work.

Risom C275 Chair

CODE & MATERIALS
RI-S220-WVD
Solid wood frame, Upholstery

DIMENSIONS
W470 x D540 x H800mm
Seating height: 455mm



Risom C276 Chair

CODE & MATERIALS
RI-S220-UP
Solid wood frame, Upholstery

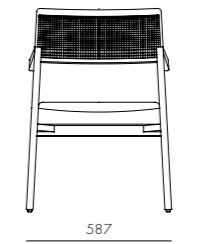
DIMENSIONS
W470 x D540 x H800mm
Seating height: 455mm



Risom C140 Chair (1955)

CODE & MATERIALS
RI-S211-CA
Solid wood frame,
Upholstery and cane

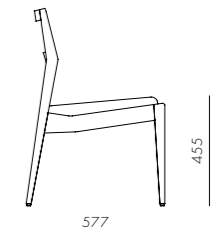
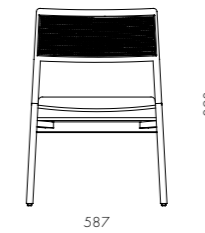
DIMENSIONS
W587 x D577 x H823mm
Seating height: 455mm



Risom C141 Chair (1955)

CODE & MATERIALS
RI-S210-CA
Solid wood frame,
Upholstery and cane

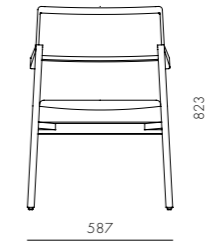
DIMENSIONS
W587 x D577 x H823mm
Seating height: 455mm



Risom C142 / C143 Chair (1955)

CODE & MATERIALS
RI-S211-UP
RI-S210-UP
Solid wood frame, Upholstery

DIMENSIONS
W587 x D577 x H823mm
W587 x D577 x H823mm
Seating height: 455mm

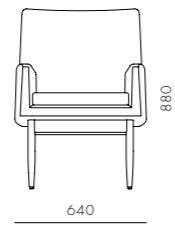




Risom C180 Chair



CODE & MATERIALS
RI-S231
Solid wood frame, Upholstery



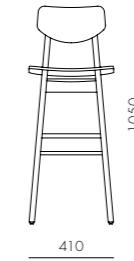
DIMENSIONS
W640 x D665 x H880mm
Seating height: 470mm



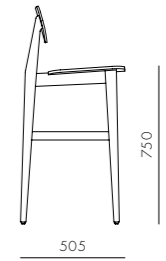
Risom C376 Chair



CODE & MATERIALS
RI-S310-UP
Solid wood frame, Upholstery



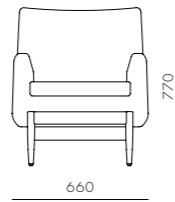
DIMENSIONS
W410 x D505 x H1050mm
Seating height: 750mm



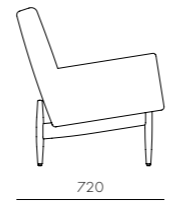
Risom U380 Chair



CODE & MATERIALS
RI-S121
Solid wood frame, Upholstery



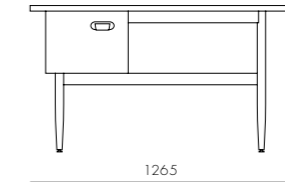
DIMENSIONS
W660 x D720 x H770mm
Seating height: 410mm



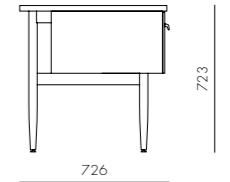
Risom Desk



CODE & MATERIALS
RI-T710
Solid wood legs and drawers,
Wood veneer top



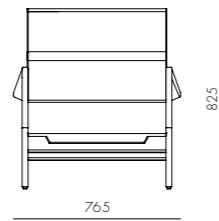
DIMENSIONS
W1265 x D726 x H 723mm



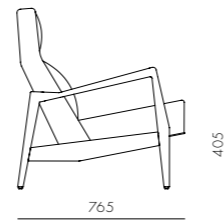
Risom Lounge Chair



CODE & MATERIALS
RI-S111
Solid wood frame, Upholstery



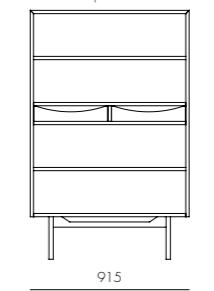
DIMENSIONS
W765 x D765 x H825mm
Seating height: 405mm



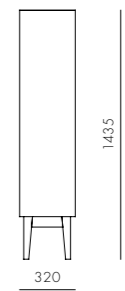
Risom Shelves



CODE & MATERIALS
RI-SF110
Solid wood legs, Wood
veneer panels



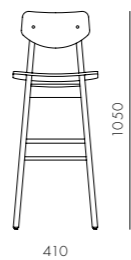
DIMENSIONS
W915 x D320 x H1485mm



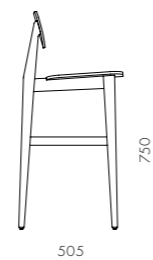
Risom C375 Chair



CODE & MATERIALS
RI-S310-WD
Solid wood frame, Upholstery



DIMENSIONS
W410 x D505 x H1050mm
Seating height: 750mm





Seiton

by OEO Studio

Seiton is a coherent modular storage system designed for the home, the office and for hospitality. The system is flexible and modular allowing the user to create unique solutions. Seiton is designed for function and flexibility without losing focus on aesthetics. The design is grand in style and appearance. The system can be configured in multiple ways - against a wall or freestanding as a room divider.

Seiton comes as flat-pack and is easy to assemble. Key design elements of Seiton are functionality, contrast, materiality, refinement and detail. The design is solid and light in appearance and plays with positive and negative space. The system is focused on high quality and attention to detail.

Seiton 5-1 L/R

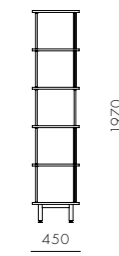
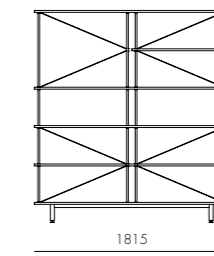


CODE & MATERIALS

SE-SF151-L
SE-SF151-R
Steel black powder coat matt,
Wood veneer shelves

DIMENSIONS

W1815 x D450 x H1970mm



Seiton 5

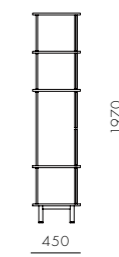
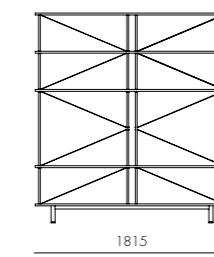


CODE & MATERIALS

SE-SF150
Steel black powder coat matt,
Wood veneer shelves

DIMENSIONS

W1815 x D450 x H1970mm



Seiton 4-2 L/R

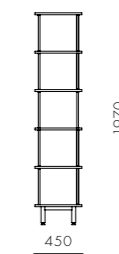
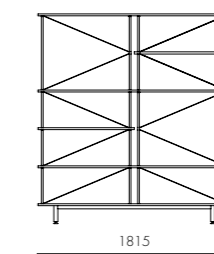


CODE & MATERIALS

SE-SF142-L
SE-SF142-R
Steel black powder coat matt,
Wood veneer shelves

DIMENSIONS

W1815 x D450 x H1970mm



Seiton 4

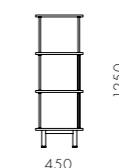
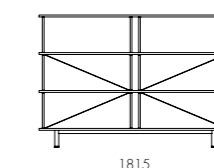


CODE & MATERIALS

SE-SF140
Steel black powder coat matt,
Wood veneer shelves

DIMENSIONS

W1815 x D450 x H1250mm

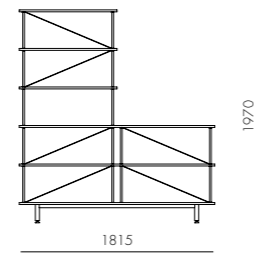


Seiton 3-3 L/R



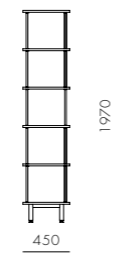
CODE & MATERIALS

SE-SF133-L
SE-SF133-R
Steel black powder coat matt,
Wood veneer shelves



DIMENSIONS

W1815 x D450 x H1970mm

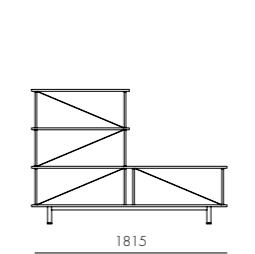


Seiton 2-2 L/R



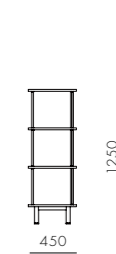
CODE & MATERIALS

SE-SF122-L
SE-SF122-R
Steel black powder coat matt,
Wood veneer shelves



DIMENSIONS

W1815 x D450 x H1250mm

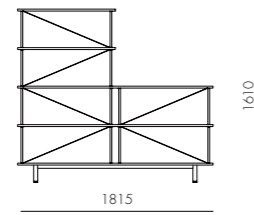


Seiton 3-2 L/R



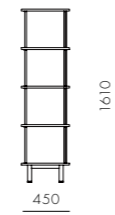
CODE & MATERIALS

SE-SF132-L
SE-SF132-R
Steel black powder coat matt,
Wood veneer shelves



DIMENSIONS

W1815 x D450 x H1610mm

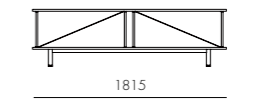


Seiton 2



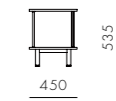
CODE & MATERIALS

SE-SF120
Steel black powder coat
matt, Wood veneer shelves



DIMENSIONS

W1815 x D450 x H535mm

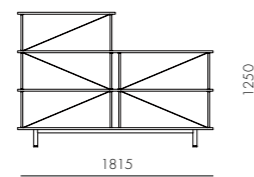


Seiton 3-1 L/R



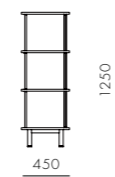
CODE & MATERIALS

SE-SF131-L
SE-SF131-R
Steel black powder coat matt,
Wood veneer shelves



DIMENSIONS

W1815 x D450 x H1250mm



Seiton Cabinet High



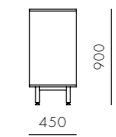
CODE & MATERIALS

SE-C110-H
Solid wood with wood
veneer panels, Steel black
powder coat matt



DIMENSIONS

W1815 x D450 x H900mm

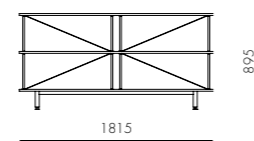


Seiton 3



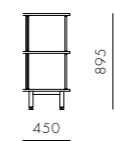
CODE & MATERIALS

SE-SF130
Steel black powder coat
matt, Wood veneer shelves



DIMENSIONS

W1815 x D450 x H895mm



Seiton Cabinet Low



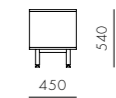
CODE & MATERIALS

SE-C110-L
Solid wood with wood
veneer panels, Steel black
powder coat matt



DIMENSIONS

W1815 x D450 x H540mm

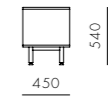




Seiton TV Cabinet

CODE & MATERIALS
SE-C120
Solid wood with wood veneer panels, Steel black powder coat matt

DIMENSIONS
W1815 x D450 x H540mm

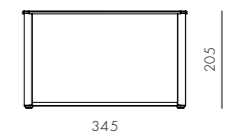
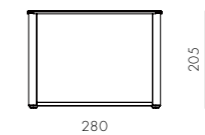


Seiton Box Large

CODE & MATERIALS
SE-B120-L
Aluminium frame, steel black powder coat matt cap, cardboard with fabric cover

DIMENSIONS
W280 x D345 x H205mm

COLOR
● ● ●

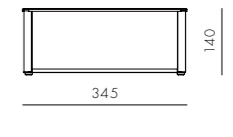
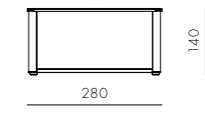


Seiton Box Small

CODE & MATERIALS
SE-B120-S
Aluminium frame, steel black powder coat matt cap, cardboard with fabric cover

DIMENSIONS
W280 x D345 x H140mm

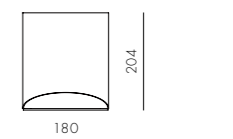
COLOR
● ● ●



Seiton Bookend

CODE & MATERIALS
SE-B110
Steel black powder coat matt

DIMENSIONS
W192 x D180 x H204mm



Slow

by Space Copenhagen

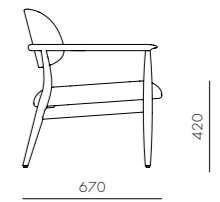
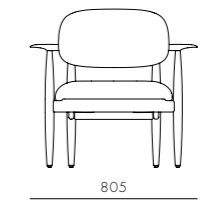
Inspired by the chair they designed for restaurant 108 in Copenhagen, the collection consists of a beautifully upholstered wooden furniture that explores the beauty of narrow silhouettes. All items feature narrow legs that elevate and support, striking a perfect balance between mid-century Danish and classic Japanese design. The collection is a tribute to heritage and craft, embodied in a timeless, flowing design, while remaining modern and comfortable. The collection stands for quality craftsmanship and materials. Furniture items are crafted from quality walnut and ash and seating features thick leather to maximise comfort. Decoration is kept to a minimum to enhance that sense of detail and shape.

Slow Lounge Chair



CODE & MATERIALS
SL-S111
Solid wood frame, Upholstery

DIMENSIONS
W805 x D670 x H765mm
Seating height: 420mm

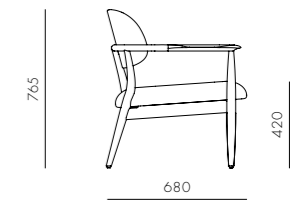
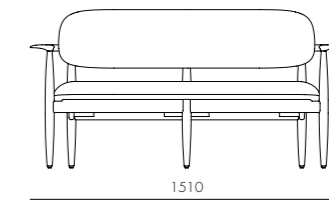


Slow Lounge Chair Two Seater



CODE & MATERIALS
SL-S121
Solid wood frame, Upholstery

DIMENSIONS
W1510 x D680 x H765mm
Seating height: 420mm

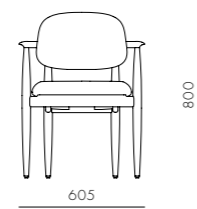


Slow Dining Chair



CODE & MATERIALS
SL-S211
Solid wood frame, Upholstery

DIMENSIONS
W605 x D580 x H800mm
Seating height: 470mm

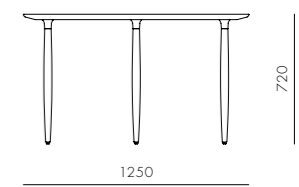
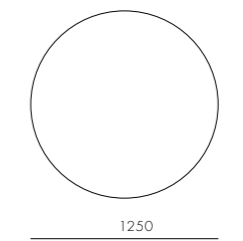


Slow Dining Table



CODE & MATERIALS
SL-T410-1250
Solid wood frame, Wood veneer top, Stainless steel oil rubbed copper

DIMENSIONS
Φ1250 x H720mm

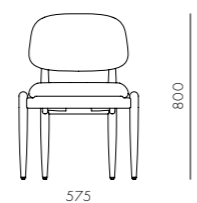


Slow Side Chair



CODE & MATERIALS
SL-S210
Solid wood frame, Upholstery

DIMENSIONS
W575 x D580 x H800mm
Seating height: 470mm

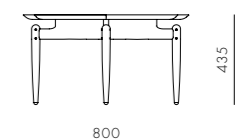
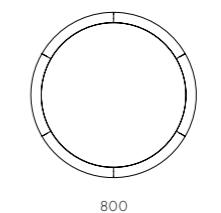


Slow Coffee Table



CODE & MATERIALS
SL-T210-800
Solid wood frame, Wood veneer top

DIMENSIONS
Φ800 x H435mm

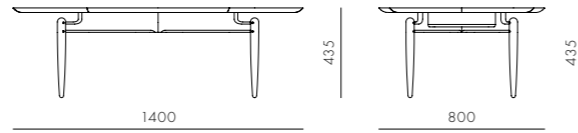




Slow Oval Coffee Table

CODE & MATERIALS
SL-T220
Solid wood frame,
Wood veneer top

DIMENSIONS
W1400 x D800 x H435mm



Slow Folding Tray Table

CODE & MATERIALS
SL-T230
Solid wood frame, Wood
veneer top, Stainless steel
oil rubbed copper

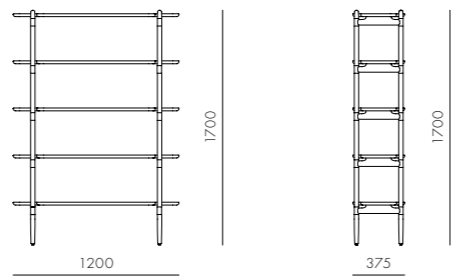
DIMENSIONS
Φ590 x H570mm



Slow Shelf 5

CODE & MATERIALS
SL-SF110-5
Solid wood frame, Wood veneer
shelves, Stainless steel oil rubbed copper

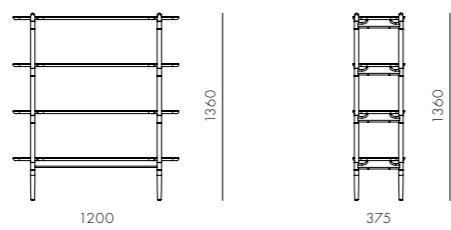
DIMENSIONS
W1200 x D375 x H1700mm



Slow Shelf 4

CODE & MATERIALS
SL-SF110-4
Solid wood frame, Wood
veneer shelves, Stainless
steel oil rubbed copper

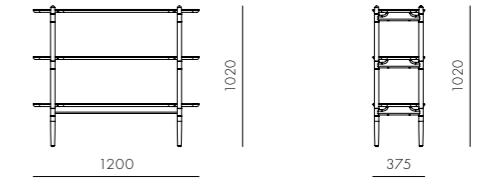
DIMENSIONS
W1200 x D375 x H1360mm



Slow Shelf 3

CODE & MATERIALS
SL-SF110-3
Solid wood frame, Wood
veneer shelves, Stainless
steel oil rubbed copper

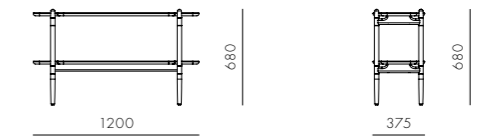
DIMENSIONS
W1200 x D375 x H1020mm



Slow Shelf 2

CODE & MATERIALS
SL-SF110-2
Solid wood frame, Wood
veneer shelves, Stainless
steel oil rubbed copper

DIMENSIONS
W1200 x D375 x H680mm





Stack

by Neri&Hu

The Stack Chair is a lightweight, stackable, multi-purpose chair suitable for many different spaces and occasions. Unlike standard chairs where the frame acts only as a supporting element for the seat and back, the thin tubular steel frame of the Stack Chair follows the entire silhouette of the chair. The continuous lines of the chair give a strong graphic character to it, while maintaining softness and comfort, due to the three-dimensional steel bending technique used.



Stack Dining Chair

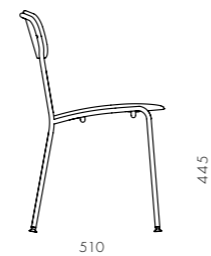
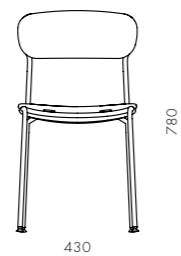


CODE & MATERIALS

ST-S210
Steel black powder coat matt,
Wood veneer seat & back

DIMENSIONS

W430 x D510 x H780mm
Seating height: 445mm



Stay

by Michele De Lucchi

The Stay collection expresses sensitivity to nature. The collection's agile, playful, and organic structure is a consequence of eliminating the superfluous. The table is constructed from four pieces of wood that seamlessly join in the centre with a refined edge bevel design. The chair is composed in the form of a four-leaf clover, continuing the design's reference to natural forms.

Stay Dining Chair

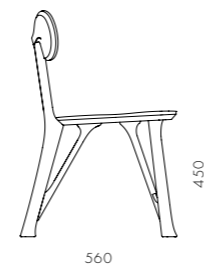
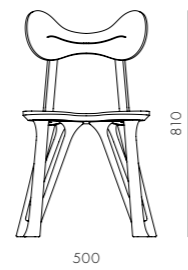


CODE & MATERIALS

SA-S210
Solid wood

DIMENSIONS

W500 x D560 x H810 mm
Seating height: 450mm



Stay Dining Table

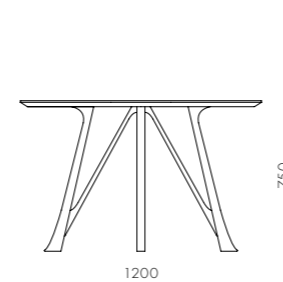
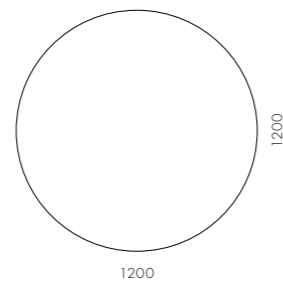


CODE & MATERIALS

SA-T410
Solid wood

DIMENSIONS

Φ1200 x H750 mm





SW

by OEO Studio

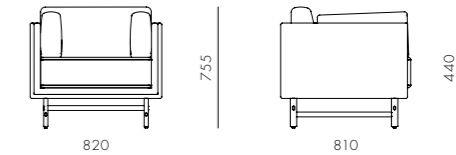
OEO Studio's SW furniture series draws on the simple, functional forms championed by the early 20th-century Bauhaus movement to develop a collection of seating that is comfortable, elegant and contemporary.

Created using solid wood, and upholstered in leather or fabric, the SW collection has been designed to bring clean-lined refinement to both homes and hospitality settings, demonstrating a purity of style through detail-focused craftsmanship, a soft, warming colour palette and high-quality materials.

SW Sofa One Seater

CODE & MATERIALS
SW-S401
Solid wood base, Upholstery

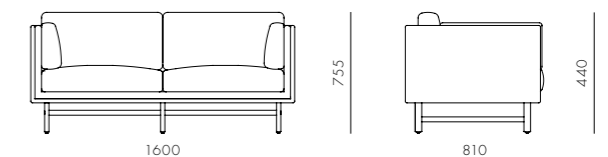
DIMENSIONS
W820 x D810 x H755mm
Seating height: 440mm



SW Sofa Two Seater

CODE & MATERIALS
SW-S411
Solid wood base, Upholstery


DIMENSIONS
W1600 x D810 x H755mm
Seating height: 440mm



SW Sofa Three Seater

CODE & MATERIALS
SW-S421
Solid wood base, Upholstery

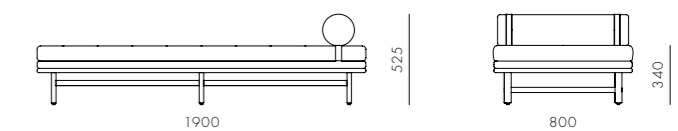
DIMENSIONS
W2300 x D810 x H755mm
Seating height: 440mm



SW Daybed

CODE & MATERIALS
SW-B110
Solid wood base, Upholstery

DIMENSIONS
W1900 x D800 x H525mm
Seating height: 340mm





Taylor

by Yabu Pushenberg

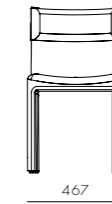
Modernity reigns in the Taylor collection. Beginning with a sleekly profiled wood frame that cradles sporty upholstery on the seat and back, this chameleon-like chair effortlessly evolved into sofas and tables to round out the collection. Taylor's unwillingness to conform to a specific genre, sits well in any style of interior.

Taylor Dining Chair



CODE & MATERIALS
TA-S210
Solid wood frame, Upholstery

DIMENSIONS
W467 x D548 x H800mm
Seating height: 462mm

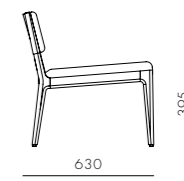
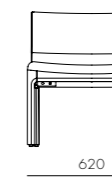


Taylor Lounge Chair



CODE & MATERIALS
TA-S112
Solid wood frame, Upholstery

DIMENSIONS
W620 x D630 x H650mm
Seating height: 395mm

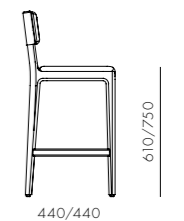
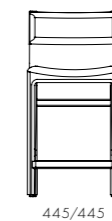


Taylor Bar Chair SH610 / SH750



CODE & MATERIALS
TA-S310-610
TA-S310-750
Solid wood frame, Upholstery,
Stainless steel hairline aged gold

DIMENSIONS
W445 x D440 x H895mm
W445 x D440 x H1035mm
Seating height: 610/750mm

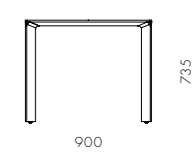


Taylor Dining Table



CODE & MATERIALS
TA-T410
Solid wood legs, Wood veneer
top, Stainless steel hairline black,
Steel black powder coat matt

DIMENSIONS
W2000 x D900 x H735mm

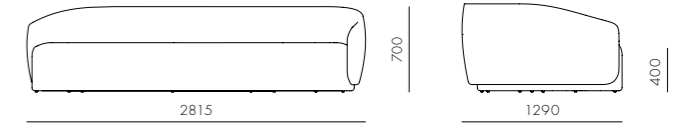




Taylor Sofa

CODE & MATERIALS
 TA-S420
 Solid wood plywood frame,
 Upholstery

DIMENSIONS
 W2815 x D1290 x H700mm
 Seating high:400mm



Taylor Sofa One Seater

CODE & MATERIALS
 TA-S410
 Solid wood plywood frame,
 Upholstery


DIMENSIONS
 W935 x D665 x H705mm
 Seating high:400mm



Taylor Sofa One Seater-Swivel

CODE & MATERIALS
 TA-S411
 Solid wood plywood frame,
 Upholstery, Steel automatic
 reset 180° turntable

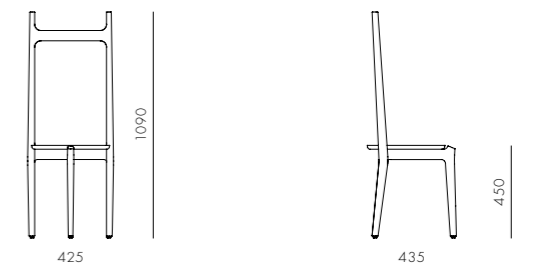
DIMENSIONS
 W935 x D665 x H720mm
 Seating high:400mm



Taylor Valet

CODE & MATERIALS
 TA-V110
 Solid wood frame,
 Veneer laminate top

DIMENSIONS
 W425 x D435 x H1090mm



Utility

by Neri&Hu

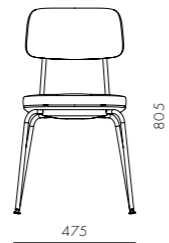
This durable seating series combines comfort with practicality and a highly sophisticated take on the enduringly popular industrial aesthetic.

Incorporating a range of lounge chairs, barstools and stools, the Utility collection is (as its name suggests) utilitarian in its references, while also featuring a palette of old-world and luxurious materials. The end result is a set of elegant and versatile pieces that fit seamlessly and gracefully into any environment, from high-end hospitality to residential projects.

Utility Stacking Chair U



CODE & MATERIALS
UT-S230-UP
Steel hairline aged gold,
Upholstered seat and back



DIMENSIONS
W475 x D545 x H805mm
Seating height: 465mm




Utility Stacking Armchair U



CODE & MATERIALS
UT-S231-UP
Steel hairline aged gold,
Upholstered seat and back



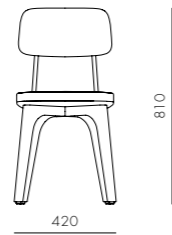
DIMENSIONS
W535 x D545 x H805mm
Seating height: 465mm



Utility Chair U



CODE & MATERIALS
UT-S210-UP
Solid wood legs, Plywood panel, Steel hairline aged gold, Upholstery



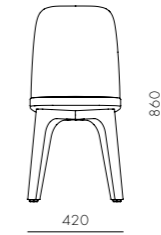
DIMENSIONS
W420 x D510 x H810mm
Seating height: 465mm



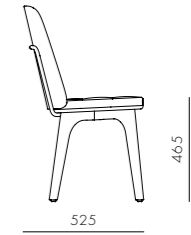
Utility Highback Chair



CODE & MATERIALS
UT-S220
Solid wood legs, Plywood panel, Steel hairline aged gold, Upholstery



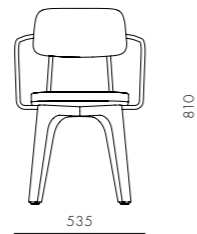
DIMENSIONS
W420 x D525 x H860mm
Seating height: 465mm



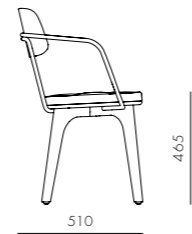
Utility Armchair U



CODE & MATERIALS
UT-S211-UP
Solid wood legs, Plywood panel, Steel hairline aged gold, Upholstery



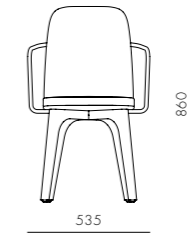
DIMENSIONS
W535 x D510 x H810mm
Seating height: 465mm



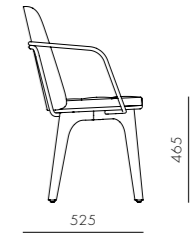
Utility Highback Armchair



CODE & MATERIALS
UT-S221
Solid wood legs, Plywood panel, Steel hairline aged gold, Upholstery



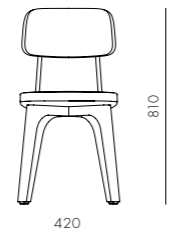
DIMENSIONS
W535 x D525 x H860mm
Seating height: 465mm



Utility Chair V



CODE & MATERIALS
UT-S210-WD
Solid wood legs, Plywood panel, Steel hairline aged gold, Upholstery



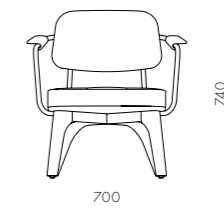
DIMENSIONS
W420 x D510 x H810mm
Seating height: 465mm



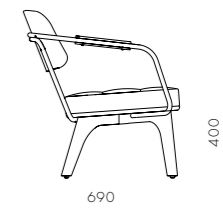
Utility Lounge Chair - Half Back



CODE & MATERIALS
UT-S111-H
Solid wood legs, Veneer plywood panel, Steel hairline aged gold, Upholstery



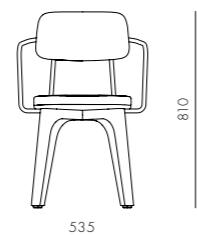
DIMENSIONS
W700 x D690 x H740mm
Seating height: 400mm



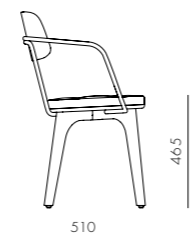
Utility Armchair V



CODE & MATERIALS
UT-S211-WD
Solid wood legs, Plywood panel, Steel hairline aged gold, Upholstery



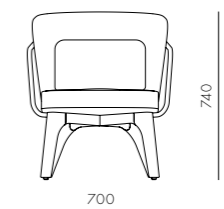
DIMENSIONS
W535 x D510 x H810mm
Seating height: 465mm



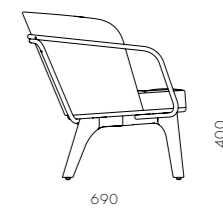
Utility Lounge Chair - Full Back



CODE & MATERIALS
UT-S111-F
Solid wood legs, Veneer plywood panel, Steel hairline aged gold, Upholstery



DIMENSIONS
W640 x D690 x H740mm
Seating height: 400mm



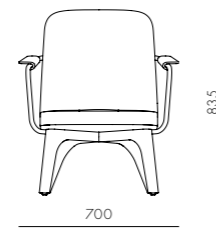


Utility Lounge Chair



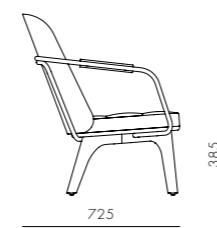
CODE & MATERIALS

UT-S111
Solid wood legs, Plywood panel, Steel hairline aged gold, Upholstery



DIMENSIONS

W700 x D725 x H835mm
Seating height: 385mm

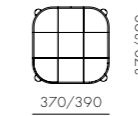


Utility Stool H610 / H760



CODE & MATERIALS

UT-S610-610
UT-S610-760
Solid wood legs, Plywood panel, Steel hairline aged gold, Upholstery



DIMENSIONS

W370 x D370 x H610mm
W390 x D390 x H760mm
Seating height: 610/760mm

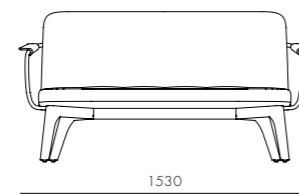


Utility Lounge Chair Two Seater



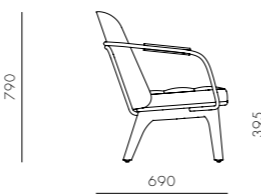
CODE & MATERIALS

UT-S121
Solid wood legs, Plywood panel, Steel hairline aged gold, Upholstery



DIMENSIONS

W1530 x D690 x H790mm
Seating height: 395mm

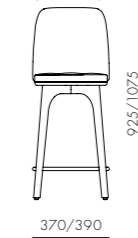


Utility Bar Chair SH610 / SH760



CODE & MATERIALS

UT-S310-610
UT-S310-760
Solid wood legs, Plywood panel, Steel hairline aged gold, Upholstery



DIMENSIONS

W370 x D445 x H925mm
W390 x D455 x H1075mm
Seating height: 610/760mm

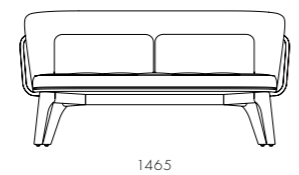


Utility Lounge Chair Two Seater - Full Back



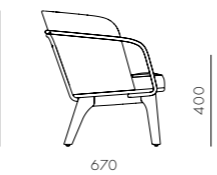
CODE & MATERIALS

UT-S121-F
Solid wood legs, Veneer plywood panel, Steel hairline aged gold, Upholstery



DIMENSIONS

W1465 x D670 x H740mm
Seating height: 400mm

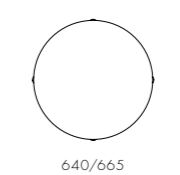


Utility Café Table H900 / H1050



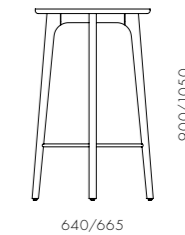
CODE & MATERIALS

UT-T310-900
UT-T310-1050
Solid wood legs, Steel hairline aged gold, Wood veneer top



DIMENSIONS

W640 x D640 x H900mm (Φ630)
W665 x D665 x H1050mm (Φ630)

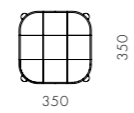


Utility Stool H460



CODE & MATERIALS

UT-S610-460
Solid wood legs, Plywood panel, Upholstery



DIMENSIONS

W350 x D350 x H460mm
Seating height: 460mm

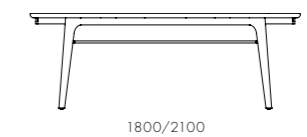


Utility Dining Table W1800 / W2100



CODE & MATERIALS

UT-T410-1800
UT-T410-2100
Solid wood legs and drawers*, Steel hairline aged gold, Wood veneer top



DIMENSIONS

W1800 x D900 x H750mm
W2100 x D900 x H750mm



*Only W2100 version has drawer.



Utility Sofa 1 Side S

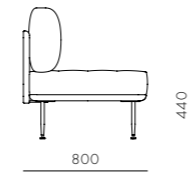
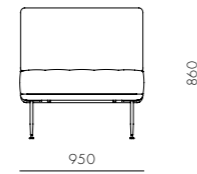


CODE & MATERIALS

UT-S411
Wood veneer base, Stainless steel hairline aged gold / steel black powder coat matt, Upholstery

DIMENSIONS

W950 x D800 x H860mm
Seating height: 440mm



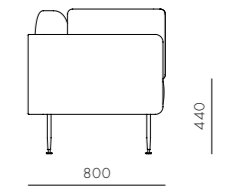
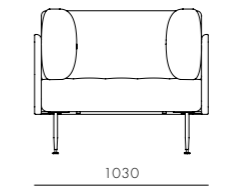
Utility Sofa 3 Sides S

CODE & MATERIALS

UT-S431
Wood veneer base, Stainless steel hairline aged gold / steel black powder coat matt, Upholstery

DIMENSIONS

W1030 x D800 x H860mm
Seating height: 440mm



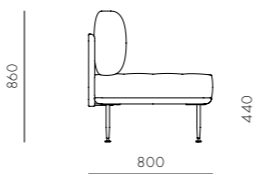
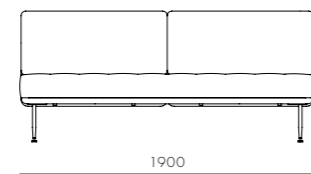
Utility Sofa 1 Side L

CODE & MATERIALS

UT-S410
Wood veneer base, Stainless steel hairline aged gold / steel black powder coat matt, Upholstery

DIMENSIONS

W1900 x D800 x H860mm
Seating height: 440mm



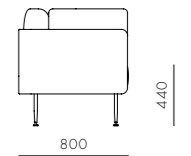
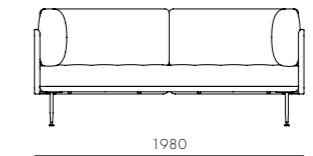
Utility Sofa 3 Sides L

CODE & MATERIALS

UT-S430
Wood veneer base, Stainless steel hairline aged gold / steel black powder coat matt, Upholstery

DIMENSIONS

W1980 x D800 x H860mm
Seating height: 440mm



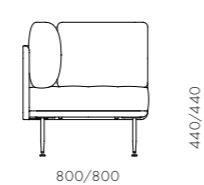
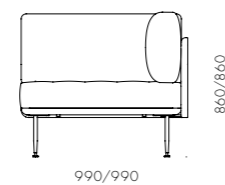
Utility Sofa 2 Sides S-L / S-R

CODE & MATERIALS

UT-S421-L
UT-S421-R
Wood veneer base, Stainless steel hairline aged gold / steel black powder coat matt, Upholstery

DIMENSIONS

W990 x D800 x H860mm
W990 x D800 x H860mm
Seating height: 440/440mm



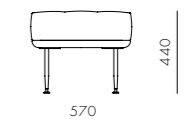
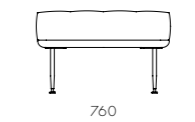
Utility Ottoman

CODE & MATERIALS

UT-S510
Wood veneer base, Stainless steel hairline aged gold / steel black powder coat matt, Upholstery

DIMENSIONS

W760 x D570 x H440mm



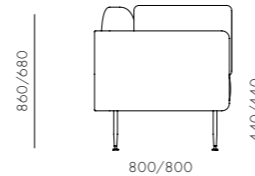
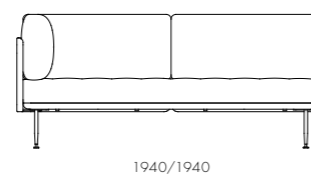
Utility Sofa 2 Sides L-L / L-R

CODE & MATERIALS

UT-S420-L
UT-S420-R
Wood veneer base, Stainless steel hairline aged gold / steel black powder coat matt, Upholstery

DIMENSIONS

W1940 x D800 x H860mm
W1940 x D800 x H860mm
Seating height: 440/440mm



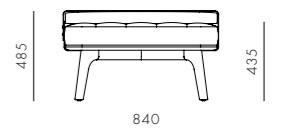
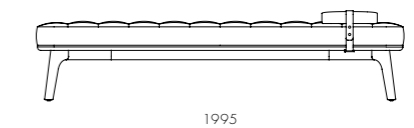
Utility Daybed

CODE & MATERIALS

UT-B110
Solid wood legs, Veneer plywood panel, Upholstery

DIMENSIONS

W1995 x D840 x H485mm
Seating height: 435mm



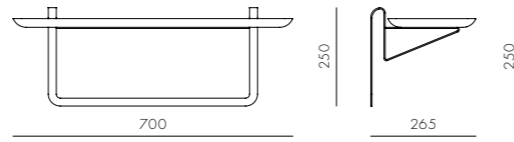
Utility Shelf Extension

CODE & MATERIALS

UT-S400-A1
Solid wood and wood veneer top,
Stainless steel hairline aged gold /
steel black powder coat matt

DIMENSIONS

W700 x D265 x H250mm



Utility Round Mirror Small / Large

CODE & MATERIALS

UT-M110-S
UT-M110-L
Solid wood frame, Steel
hairline aged gold, Mirror

DIMENSIONS

W430 x D40 x H520mm
W610 x D40 x H700mm



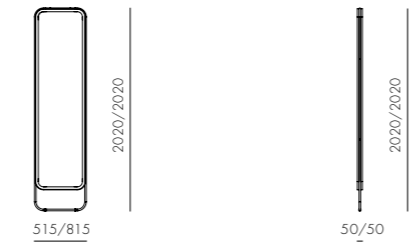
Utility Long Mirror Small / Large

CODE & MATERIALS

UT-M120-S
UT-M120-L
Solid wood frame, Steel
hairline aged gold, Mirror

DIMENSIONS

W515 x D50 x H2020mm
W815 x D50 x H2020mm



Wohlert

by Vilhelm Wohlert

Vilhelm Wohlert's pared-down mid-century pieces have become iconic works in the design evolution of furniture for public spaces. Stellar Works' Wohlert collection comprises of some of his most celebrated designs from the 1950s, revitalised for the modern day. Each piece showcases the Danish designer's less-is-more ethos and talent for turning the structural into the sculptural.

The collection includes the timeless Piano and Louisiana Chairs – designed to complement Wohlert's architectural work on the Louisiana Museum of Modern Art in Humlebæk, Denmark: simple, stackable, balanced and beautifully unadorned. His Triangle Chair, also found in the museum, was specifically created to provide visitors with a comfortable place to pause, sit back and soak up the scenery – just as it does today.

Piano Chair (1955)

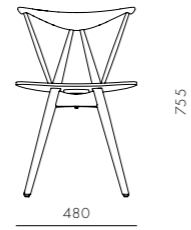


CODE & MATERIALS

VV-S210-WD
Solid wood frame,
Wood veneer seat

DIMENSIONS

W480 x D450 x H755mm
Seating height: 450mm



Louisiana Chair (1958)

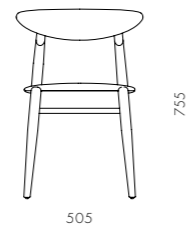


CODE & MATERIALS

VV-S220
Solid wood frame, Wood
veneer back, Upholstered seat

DIMENSIONS

W505 x D525 x H755mm
Seating height: 460mm



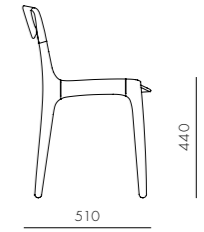
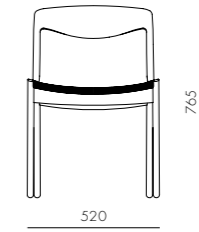


Church Chair (1956)



CODE & MATERIALS
 VW-S240
 Solid wood frame,
 Paper cord seat

DIMENSIONS
 W520 x D510 x H765mm
 Seating height: 440mm

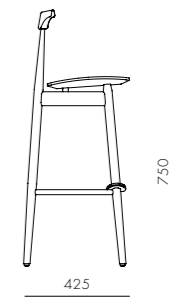
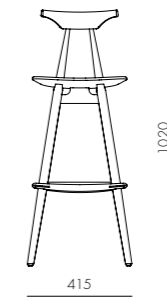


Wohlert Bar Chair



CODE & MATERIALS
 VW-S310
 Solid wood

DIMENSIONS
 W415 x D425 x H1020mm
 Seating height: 750mm

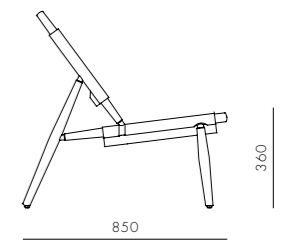



Triangle Chair (1952)



CODE & MATERIALS
 VW-S110
 Solid wood frame, Leather/
 saddle leather seat and back

DIMENSIONS
 W605 x D850 x H810mm
 Seating height: 360mm

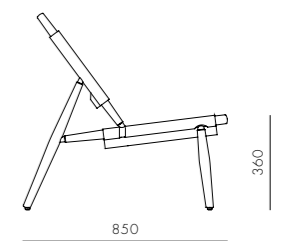
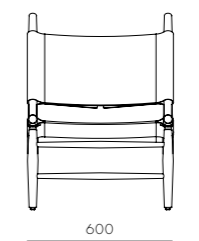


Aluminium Triangle Chair



CODE & MATERIALS
 VW-S120
 Aluminium frame,
 Batyline sling

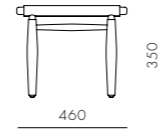
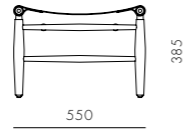
DIMENSIONS
 W600 x D850 x H820mm
 Seating height: 360mm



Triangle Ottoman

CODE & MATERIALS
VW-S510
Solid wood frame,
Leather/saddle leather seat

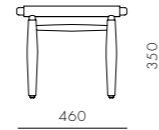
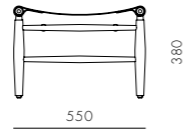
DIMENSIONS
W550 x D460 x H385mm
Seating height: 350mm



Aluminium Triangle Ottoman

CODE & MATERIALS
VW-S520
Aluminium frame, Batyline sling

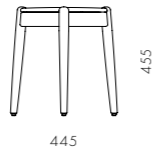
DIMENSIONS
W550 x D460 x H380mm
Seating height: 350mm



Louisiana Stool

CODE & MATERIALS
VW-S620
Solid wood frame,
Upholstered seat

DIMENSIONS
W445 x D435 x H445mm
Seating height: 445mm



Louisiana Side Table

CODE & MATERIALS
VW-T110
Solid wood

DIMENSIONS
W445 x D435 x H455mm



Everyday

by Neri&Hu

As its name suggests, Everyday is inspired by the quotidian objects in our lives. It is reminiscent of the reading light next to our beds in our childhood homes, or the lamp above the teacher's desk in school. The simplicity is somewhat nostalgic; something we are used to seeing every day, until suddenly we don't anymore.

Neri&Hu purposefully designed an object that looks simple and ordinary, but is simultaneously functionally beautiful, to bring our attention back to the beauty of the lost everyday. Whether placed over a table to be used as a task light, or onto a wall for ambience, Everyday proudly reclaims its place – and that of common objects – in our lives.

Everyday comes in a wall mountable or pendant version and the aluminium frame comes in a choice of finishes – powder coated black, brass or silver plated – while the simple yet beautiful shade is available in either frosted or transparent glass.

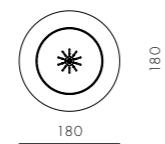
Everyday Ceiling/Wall Lamp



CODE & MATERIALS

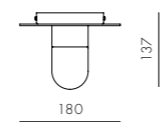
ED-C110
Powder coated aluminum frame/
plated aluminum, Glass shade

* Outdoor version in black
color is available for project
orders. MOQ - 300 units.



DIMENSIONS

Φ180 x H137mm



COLOR

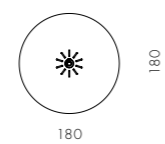


Everyday Pendant



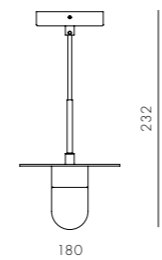
CODE & MATERIALS

ED-P110
Powder coated aluminum frame/
plated aluminum, Glass shade



DIMENSIONS

Φ180 x H232mm



COLOR



Haro

by Space Copenhagen

A poetic and industrial motif is coupled in the delicate and evocative lamp collection Haro, named after the Japanese word for 'halo'. Poised on a slender matte powder coated metal base, a refined, floating powder cated shade is repeated across the collection, creating the glowy, ambient layer of light for a multitude of uses.

Haro Floor Lamp

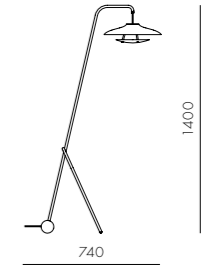


CODE & MATERIALS

HA-F110
Powder coated steel shade,
Brass plated stainless steel structure

DIMENSIONS

W370 x D740 x H1400mm



Haro Table Lamp

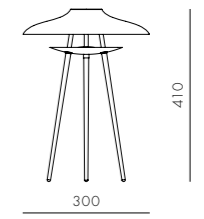
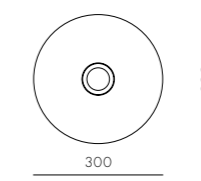


CODE & MATERIALS

HA-TL110
Powder coated steel shade,
Brass plated stainless steel structure

DIMENSIONS

Φ300 x H410mm



Haro Pendant

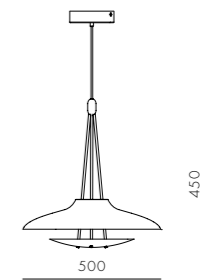
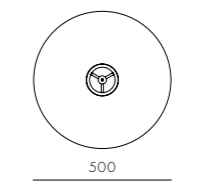


CODE & MATERIALS

HA-P110
Powder coated steel shade,
Brass plated stainless steel structure

DIMENSIONS

Φ500 x H450mm



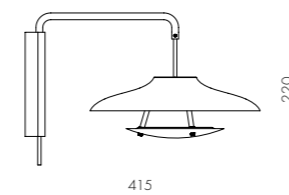
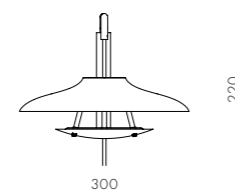
Haro Wall Lamp

CODE & MATERIALS

HA-W110
Powder coated steel shade,
Brass plated stainless steel structure

DIMENSIONS

W300 x D415 x H220mm





Kyoto Lamp

by OEO Studio

This series of floor lamps in solid wood is a tribute to both the historic woodcraft of Kyoto and the early years of Japanese aviation. The lamps' structure invokes the intricacy of Japanese toy aircraft – in particular the Yoshida Hishou, an A-shaped plane fitted with two reverse propellers that successfully crossed Tokyo's Sumida River in a 1911 model-aircraft contest.

The shade is created using Japan's Unesco-listed washi paper, by the craftspeople of Kyoto, traditional makers of Japan's distinctive wagasa (umbrellas made with washi and bamboo). Emitting a gentle, warm-toned light and creating a soft shadow play, the Kyoto Lamp enhances interiors through both its form and effect.



Kyoto Floor Lamp



CODE & MATERIALS

KY-L110
Solid wood base, Washi paper,
Brass plated stainless steel hardware

DIMENSIONS

W710 x D615 x H1750mm



Mūn

by OEO Studio

The design of the Mūn light series marries Asian design sensibilities with a timeless aesthetic, and targets both consumer and contract markets. The design ethos behind Mūn is playful, analogue and sculptural. A distillation of the essential elements of form and function. Mūn, the Japanese word for moon, takes shape in the form of a desk lamp, two types of floor lamps, pendants in s, m and large and a rechargeable lantern that can be used both indoor and outdoor.

For the design of Mūn, OEO Studio drew inspiration from analogue experiences and the poetry of rituals. The design of Mūn is compelling and minimalistic, with a subtle sophisticated appearance - almost mystical as the movement of the tide as the Moon orbits earth.

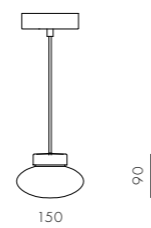
Mūn Pendant Small / Middle / Large

CODE & MATERIALS

MN-P110-S
Powder coated steel frame,
Glass shade

DIMENSIONS

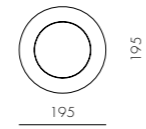
Φ150 x H90mm



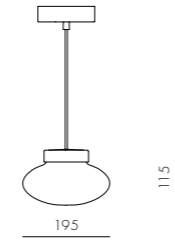
Mūn Pendant Middle



CODE & MATERIALS
MN-P110-M
Powder coated steel frame,
Glass shade



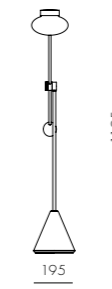
DIMENSIONS
Φ195 x H115mm



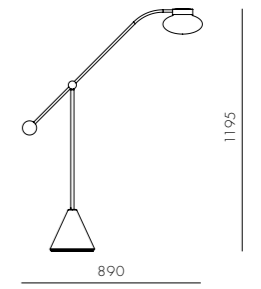
Mūn Floor Lamp Adjustable



CODE & MATERIALS
MN-F110
Powder coated steel frame,
Glass shade



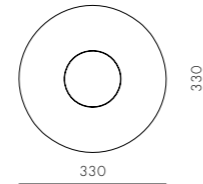
DIMENSIONS
W195 x D890 x H1195mm



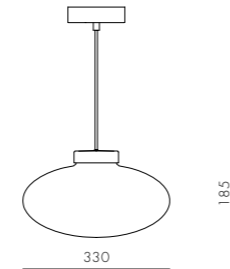
Mūn Pendant Large



CODE & MATERIALS
MN-P110-L
Powder coated steel frame,
Glass shade



DIMENSIONS
Φ330 x H185mm



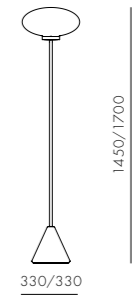
Mūn Floor Lamp 145 / 170



CODE & MATERIALS
MN-F120-L
MN-F120-H
Powder coated steel frame,
Glass shade



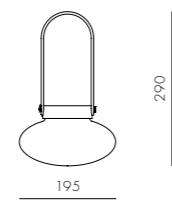
DIMENSIONS
Φ330 x H1450mm
Φ330 x H1700mm



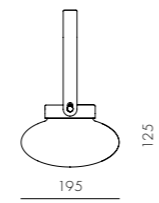
Mūn Rechargeable Lantern



CODE & MATERIALS
MN-R110
Powder coated steel frame,
Silicone handle, Glass shade



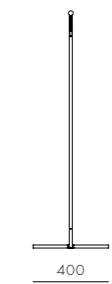
DIMENSIONS
Φ195 x H290mm



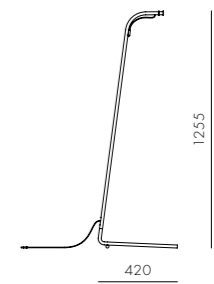
Mūn Rechargeable Lantern Floor Stand



CODE & MATERIALS
MN-R110-A1
Powder coated steel frame



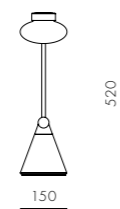
DIMENSIONS
W400 x D420 x H1255mm



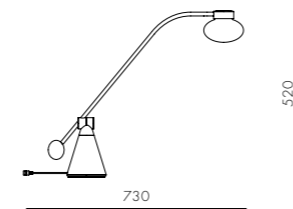
Mūn Desk Lamp



CODE & MATERIALS
MN-TL110
Powder coated steel frame,
Glass shade



DIMENSIONS
W150 x D730 x H520mm



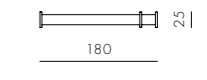
Mūn Rechargeable Lantern Wall Hook



CODE & MATERIALS
MN-R110-A2
Powder coated steel frame



DIMENSIONS
Φ25 x D180mm





Yama

by Space Copenhagen

'Yama' is Japanese for 'mountain'. Created on the clear geometric form of a cone, Yama is a collection of pendant lamps, offered in a range of different materials that each sets a different tone. The construction becomes the decorative feature, resulting in an honest and simple expression that lends itself well to a multitude of uses from repetition or sculptural feature in bigger spaces to classic accent lighting.

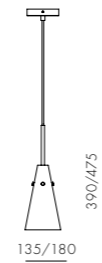
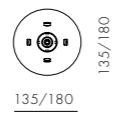
Yama Pendant Glass Small / Middle



CODE & MATERIALS
YA-P110-S
YA-P110-M
Glass shade, Brass plated stainless steel structure

DIMENSIONS
Φ135 x H390mm
Φ180 x H475mm

COLOR
● ○



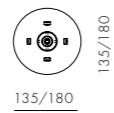
Yama Pendant Metal Small / Middle



CODE & MATERIALS
YA-P120-S
YA-P120-M
Powder coated aluminium shade, Brass plated stainless steel structure

DIMENSIONS
Φ135 x H390mm
Φ180 x H475mm

COLOR
● ● ●



Space Invaders

by Luca Nichetto

Space Invaders is an eclectic collection of objects with different functionality and a bold character. Table and floor lamps, small tables with integrated light and trays find their own aesthetic in the juxtaposition of material and shapes that interpenetrate each other, marking an invasion of space that creates an original modularity. It is in this way that a luminous pearl stands between the base and the top of the side table, or that a series of glass spheres fill the metal structure of the lamps, or that the solidity of wooden trays find their balance resting, while other trays with a Yo-yo shape fit one another, creating multiple combinations. The result is a playful group of timeless design objects, able to invade a variety of environments.



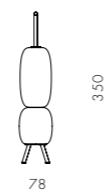
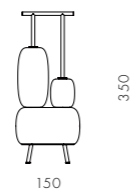
Space Invaders Dhala Rechargeable Lamp

CODE & MATERIALS

SI-R110
Steel black powder coat
matt base, Handle and leg,
Murano glass shade

DIMENSIONS

W150 x D78 x H350mm

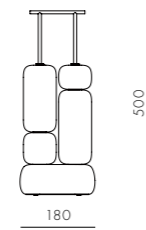




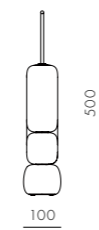
Space Invaders Dhala Table Lamp



CODE & MATERIALS
SI-TL110
Steel black powder coat
matt base and handle,
Murano glass shade



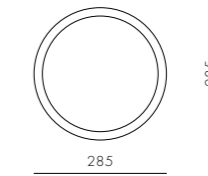
DIMENSIONS
W180 x D100 x H500mm



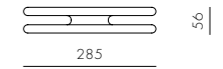
Lonar D285



CODE & MATERIALS
SI-TR110-S
MDF matt lacquered



DIMENSIONS
Φ285 x H56mm

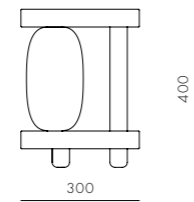


COLOR
● ● ●

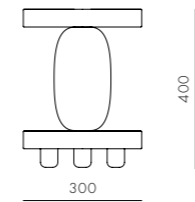
Space Invaders Hoba Side Table



CODE & MATERIALS
SI-T110
Wood base and top,
Murano glass shade



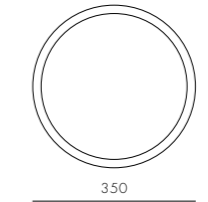
DIMENSIONS
Φ300 x H400mm



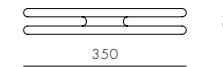
Lonar D350



CODE & MATERIALS
SI-TR110-L
MDF matt lacquered



DIMENSIONS
Φ350 x H56mm

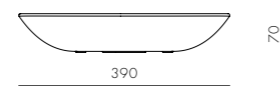


COLOR
● ● ●

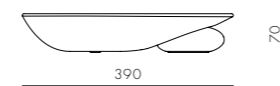
Kaali - Matt



CODE & MATERIALS
SI-TR120-M
MDF matt lacquered top+MDF
high glossy lacquered base



DIMENSIONS
Φ390 x H70mm

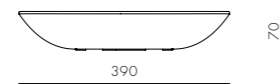


COLOR
● ●

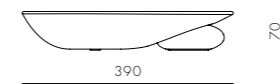
Kaali - Wood



CODE & MATERIALS
SI-TR120-W
North America walnut top+MDF
high glossy lacquered base



DIMENSIONS
Φ390 x H70mm



COLOR
● ● ●

Arita

by Neri&Hu

In 1616, porcelain stones were discovered at Izumayama mountain, which gave birth to Japan's very first porcelain. In the Edo era, many tableware artifacts belonging to Japanese feudal lords were made from Arita porcelain, manufactured in the northern part of Kyushu Island. After a research trip to Japan, Neri&Hu were inspired to reinterpret this historic manufacturing technique by using it in the production of the Arita collection for Stellar Works. The result is a contemporary dining collection with a 400 year old story behind it.

Arita Vessels



The ceramic set of seven bowls and plates started as a project ensemble under a Cabinet of Curiosity of seven objects to be displayed in the glass cabinet. Each ceramic piece is a different size with varying heights and volumes, blurring the typology of bowls and plates to respond to the contemporary lifestyle of full flexibility with distinction. Each vessel shape offers endless functional possibilities, yet any combination of them suggests a rebirth of a personalised table styling.

Arita Liquid



These containers, inspired by Chinese traditional wine bottles, offer two sizes for cold or warm liquids. The cups can be stacked at the neck of the bottle to complete the visually interesting set, while the brass holder offers a graceful detail to the simple white shape.





CODE & MATERIALS
AR-VS1-A
C74 x H90mm



CODE & MATERIALS
AR-VS1-B
C122 x H58mm



CODE & MATERIALS
AR-VS1-C
C147 x H66mm



CODE & MATERIALS
AR-VS1-D
C188 x H35mm



CODE & MATERIALS
AR-VS1-E
C213 x H42mm



CODE & MATERIALS
AR-VS1-F
C264 x H20mm



CODE & MATERIALS
AR-VS1-G
C290 x H31mm



CODE & MATERIALS
AR-LS3-S
C100 x H120mm



CODE & MATERIALS
AR-LS3-L
C100 x H145mm



CODE & MATERIALS
AR-LS3-C
C99 x H30mm



CODE & MATERIALS
C55 x H150mm

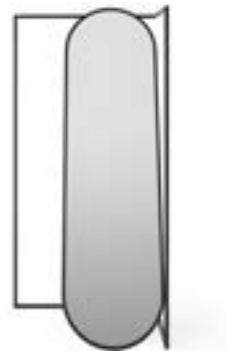


Frame

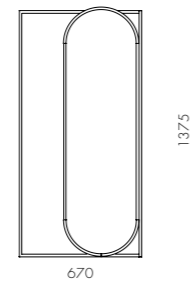
by Nendo

An L-shaped steel frame that can be hung on a wall. Suitable as a towel bar, holding a mirror at two points, and as a shelf if the gap is filled, its simple structure belies the consequent ability to perform multiple roles. Smaller, circular mirrors as well as elliptical mirrors are available, and they can be used in any combination with shelves or towel bars. There are also floor mirrors, to be used not only as full-length mirrors but also as garment racks.

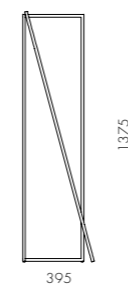
Frame Floor Mirror



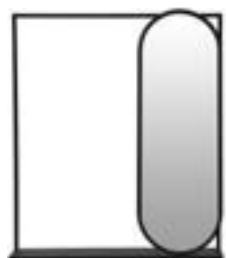
CODE & MATERIALS
FR-M110
Steel black powder coat matt frame, Mirror



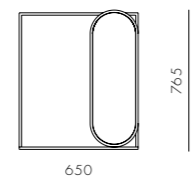
DIMENSIONS
W670 x D395 x H1375mm



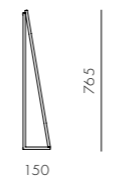
Frame Wall Mirror Large



CODE & MATERIALS
FR-M121-L
Steel black powder coat matt frame, Mirror, Wood veneer board



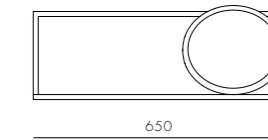
DIMENSIONS
W650 x D150 x H765mm



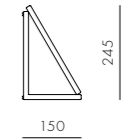
Frame Wall Mirror Small



CODE & MATERIALS
FR-M120-S
Steel black powder coat matt frame, Mirror



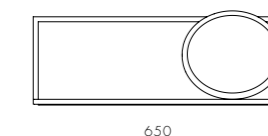
DIMENSIONS
W650 x D150 x H245mm



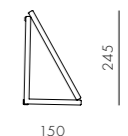
Frame Wall Mirror Small With Board



CODE & MATERIALS
FR-M121-S
Steel black powder coat matt frame, Mirror, Wood veneer board



DIMENSIONS
W650 x D150 x H245mm



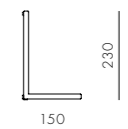
Frame Shelf



CODE & MATERIALS
FR-SF110
Steel black powder coat matt frame



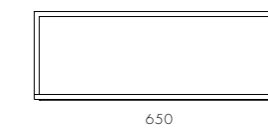
DIMENSIONS
W650 x D150 x H230mm



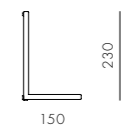
Frame Shelf with Board



CODE & MATERIALS
FR-SF111
Steel black powder coat matt frame, Mirror, Wood veneer board



DIMENSIONS
W650 x D150 x H230mm





Wall

by Space Copenhagen

The inspiration behind the Wall Rugs collection comes from a fascination and attraction to textures, patina, tactility, with balances and contrasts between smooth and rough, soft and hard, horizontal and vertical, light and shadow. The intricacy of how various surfaces age, old walls and buildings of different nature, is intuitively interpreted in the creation of these rugs: creating fragments of these aging surfaces and textures into free patterns of beautiful colours blending and fading, allowing the tactile walls to become soft floors. All the names of the rugs relate to the same sensuous mechanisms and constant flow of memories— dune, moon, nude, tundra, midnight, gold—referring to esoteric values, a mood or a state of mind, rather than a specific colour.

Dune

CODE & MATERIALS

WL-R001-S
WL-R001-M
WL-R001-L
100% Pure new zealand wool

DIMENSIONS

W2000 x H1400mm
W2400 x H1700mm
W3000 x H2400mm



Midnight

CODE & MATERIALS

WL-R002-S
WL-R002-M
WL-R002-L
100% Pure new zealand wool

DIMENSIONS

W2000 x H1400mm
W2400 x H1700mm
W3000 x H2400mm





Tundra

CODE & MATERIALS

WL-R003-S
WL-R003-M
WL-R003-L
100% Pure new zealand wool

DIMENSIONS

W2000 x H1400mm
W2400 x H1700mm
W3000 x H2400mm



Nude

CODE & MATERIALS

WL-R004-S
WL-R004-M
WL-R004-L
100% Pure new zealand wool

DIMENSIONS

W2000 x H1400mm
W2400 x H1700mm
W3000 x H2400mm



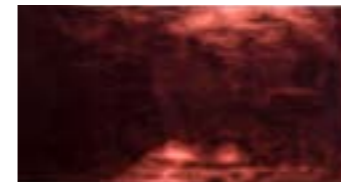
Moon

CODE & MATERIALS

WL-R005-S
WL-R005-M
WL-R005-L
100% Pure new zealand wool

DIMENSIONS

W2000 x H1400mm
W2400 x H1700mm
W3000 x H2400mm



Linen

Mink Rug

CODE & MATERIALS
LI-RO03-S
LI-RO03-L
100% Linen

DIMENSIONS
W1800 x H1200mm
W3000 x H2400mm



Gray Blanket

CODE & MATERIALS
LN- T001
100% Linen

DIMENSIONS
W1800 x H1100mm



Black Rug

CODE & MATERIALS
LI-RO01-S
LI-RO01-L
100% Linen


DIMENSIONS
W1800 x H1200mm
W3000 x H2400mm



Flax Blanket

CODE & MATERIALS
LN- T002
100% Linen

DIMENSIONS
W1800 x H1100mm



Taupe Rug

CODE & MATERIALS
LI-RO02-S
LI-RO02-L
100% Linen

DIMENSIONS
W1800 x H1200mm
W3000 x H2400mm



Desert Blanket

CODE & MATERIALS
LN- T003
100% Linen

DIMENSIONS
W1800 x H1100mm







PRODUCT LIST BY CATEGORY

- ▶ DINING CHAIRS
- ▶ LOUNGE CHAIRS
- ▶ STOOLS & BAR CHAIRS
- ▶ BENCHES & TWO-SEATER CHAIRS
- ▶ SOFAS & BEDS
- ▶ TABLES
- ▶ CABINETS & SHELVING
- ▶ LAMPS
- ▶ ACCESSORIES

DINING CHAIRS



Aya Dining Chair
AY-S210
Pg. 52



Aya Dining Armchair
AY-S211
Pg. 53



Blink Dining Chair
BL-S210
Pg. 60



Bund Dining Chair
BU-S210
Pg. 71



Church Chair (1956)
VW-S240
Pg. 227



Crawford Dining Chair U
CR-S210-UP
Pg. 76



Crawford Dining Chair W
CR-S210-WD
Pg. 76



Crawford Soft Dining Chair
CR-S220
Pg. 79



Exchange Dining Chair 2.0
EX-S211-R2
Pg. 98



Exchange Highback Chair 2.0
EX-S231-R2
Pg. 99



Industry Dining Chair
IN-S210
Pg. 119



Industry Dining Armchair
IN-S211
Pg. 119



Journey Dining Chair-CV
JN-S210-CV
Pg. 132



Journey Dining Chair-LE
JN-S210-LE
Pg. 133



Journey Dining Armchair-CV
JN-S211-CV
Pg. 133



Journey Dining Armchair-LE
JN-S211-LE
Pg. 133



Laval Chair
LA-S220
Pg. 140



Louisiana Chair (1958)
VW-S220
Pg. 224



Lunar Dining Chair Large
LN-S211-L
Pg. 143



Lunar Dining Chair Small
LN-S211-S
Pg. 143



Mandarin Dining Chair
MA-S211
Pg. 151



Ming Chair
MI-S211
Pg. 155



Ori Dining Chair
OR-S210
Pg. 156



Ori Dining Armchair
OR-S211
Pg. 156



Pagoda Chair Upholstery
-Wood Leg
PA-S210-WD
Pg. 158



Pagoda Chair Upholstery
- Aluminum Leg Silver
PA-S210-AL1
Pg. 158



Pagoda Chair Upholstery
- Aluminum Leg Gold
PA-S210-AL2
Pg. 159



Pagoda Chair Cane
- Wood Leg
PA-S220-WD
Pg. 159



Pagoda Chair Cane -
Aluminum Leg Silver
PA-S220-AL1
Pg. 159



Pagoda Chair Cane -
Aluminum Leg Gold
PA-S220-AL2
Pg. 159

DINING CHAIRS



Piano Chair (1955)
VW-S210-WD
Pg. 224



Rén Dining Chair
RN-S210
Pg. 166



Rén Dining Armchair
RN-S211
Pg. 166



Risom C275 Chair
RI-S220-WD
Pg. 174



Risom C276 Chair
RI-S220-UP
Pg. 175



Risom C140 Chair (1955)
CC-S211-CA
Pg. 175



Risom C141 Chair (1955)
RI-S210-CA
Pg. 175



Risom C142/C143
Chair (1955)
RI-S211-UP/RI-S210-UP
Pg. 175



Risom C180 Chair
RI-S231
Pg. 178



Slow Dining Chair
SL-S211
Pg. 188



Slow Side Chair
SL-S210
Pg. 188



Stack Dining Chair
ST-S210
Pg. 196



Stay Dining Chair
SA-S210
Pg. 198



Taylor Dining Chair
TA-S210
Pg. 207



Utility Armchair U
UT-S211-UP
Pg. 212



Utility Armchair V
UT-S211-WD
Pg. 212



Utility Stacking Armchair U
UT-S231-UP
Pg. 210



Utility Chair U
UT-S210-UP
Pg. 212



Utility Chair V
UT-S210-WD
Pg. 212



Utility Chair Stacking U
UT-S230-UP
Pg. 210

































Utility Highback Armchair
UT-S221
Pg. 213



























Utility Highback Chair
UT-S220
Pg. 213

LOUNGE CHAIRS

				
Aluminium Triangle Chair VW-S120 Pg. 227	Arc Highback Lounge Chair AR-S121 Pg. 38	Arc Lounge Chair AR-S111 Pg. 38	Aya Lounge Chair AY-S111 Pg. 53	Blink Lounge Chair BL-S410 Pg. 62
				
Bund Lounge Chair BU-S111 Pg. 71	Chillax Highback Chair CH-S141 Pg. 165	Chillax Lounge Chair CH-S131 Pg. 162	Cotton Club Lounge Chair (1988) CF-S111 Pg. 75	Crawford Lounge Chair 2.0 CR-S111-R2 Pg. 82
				
Exchange Lounge Chair 2.0 EX-S111-R2 Pg. 99	Industry Lounge Chair IN-S111 Pg. 119	Kite Lounge Chair Narrow/Deep KT-S110-N/D Pg. 136/137	Kite Highback Narrow/Deep KT-S120-N/D Pg. 137	Lunar Highback Lounge Chair LN-S121 Pg. 142
				
Lunar Lounge Chair Large LN-S111-L Pg. 143	Lunar Lounge Chair Small LN-S121-S Pg. 143	Mandarin Lounge Chair MA-S111 Pg. 151	QT Chair QT-S121 Pg. 165	Rén Lounge Chair Small/Large RN-S111-S/L Pg. 170
				
Risom U380 Chair RI-S121 Pg. 178	Risom Lounge Chair RI-S111 Pg. 178	Slow Lounge Chair SL-S111 Pg. 189	Taylor Lounge Chair TA-S112 Pg. 207	Triangle Chair (1952) VW-S110 Pg. 227
				
Utility Lounge Chair - Half Back UT-S111-H Pg. 213	Utility Lounge Chair - Full Back UT-S111-F Pg. 213	Utility Lounge Chair UT-S111 Pg. 216	Aluminium Triangle Ottoman VW-S520 Pg. 228	Triangle Ottoman VW-S510 Pg. 228

STOOLS & BAR CHAIRS

				
Blend Stool W BD-S620-WD Pg. 56	Blend Stool High BD-S610-H Pg. 59	Blend Upholstery U BD-S620-UP Pg. 59	Blend Chair W BD-S210-VWD Pg. 59	Blend Chair U BD-S210-UP Pg. 59
				
Blink Bar Stool SH750 BL-S610-750 Pg. 62	Blink Counter Stool SH610 BL-S610-610 Pg. 62	Blink Vanity Stool SH470 BL-S610-470 Pg. 60	Bund Bar Chair SH610/SH750 BU-S310-610/750 Pg. 71	Exchange Bar Chair 2.0 SH610/SH750 EX-S311-R2-610/750 Pg. 99
				
Freja Bar Stool SH450/610/750 Leather Stripe Seat FE-S610/S310/S320-LS Pg. 110	Freja Bar Stool SH450/610/750 Leather Seat FE-S610/S310/S320-LE Pg. 110	Freja Bar Stool SH450/610/750 Paper Cord Seat FE-S610/S310/S320-PC Pg. 111	Industry Bar Chair SH610/ SH750 IN-S310-610/750 Pg. 119	James Stool JA-S610 Pg. 129
				
Louisiana Stool VW-S620 Pg. 228	Lunar Bar Chair SH750 LN-S311-750 Pg. 146	Risom C375 Chair RI-S310-WD Pg. 178	Risom C376 Chair RI-S310-UP Pg. 179	Taylor Bar Chair SH610/SH750 TA-S310-610/750 Pg. 207
				
Utility Bar Chair SH610/SH760 UT-S310-610/760 Pg. 217	Utility Stool H460 UT-S610-460 Pg. 216	Utility Stool 610/H760 UT-S610-610/760 Pg. 217	Wohlerl Bar Chair VW-S310 Pg. 227	

BENCHES & TWO-SEATER CHAIRS



Cotton Club Lounge Chair
Two Seater (1988)
CF-S121
Pg. 75



Exchange Chair Two Seater 2.0
EX-S221-R2
Pg. 99



Freja Bench Leather
Stripe Seat
FE-S620-LS
Pg. 111



Freja Bench Leather
Seat
FE-S620-LE
Pg. 115



Freja Bench Paper
Cord Seat
FE-S620-PC
Pg. 111



Mandarin Bench
MA-S610
Pg. 151



Rén Lounge Chair
Two Seater
RN-S121
Pg. 170



Slow Lounge Chair
Two Seater
SL-S121
Pg. 189



Utility Lounge Chair
Two Seater
UT-S121
Pg. 216



Utility Lounge Chair Two
Seater - Full Back
UT-S121-F
Pg. 216

SOFAS & BEDS



Arc Sofa Highback
Love Seat
AR-S410
Pg. 42



Arc Sofa Highback
Love Seat L/R
AR-S410-L/R
Pg. 42



Arc Sofa Love Seat
AR-S430
Pg. 42



Arc Sofa Three Seater
AR-S420
Pg. 43



Atelier Center-Skirt
AT-S410
Pg. 44



Atelier Corner-Skirt
AT-S420
Pg. 46



Atelier Chaise
Lounge L/R-Skirt
AT-S430-L/R
Pg. 46



Atelier Ottoman-Skirt
AT-S510
Pg. 46



Atelier Center-Leg
AT-S411
Pg. 46



Atelier Corner-Leg
AT-S421
Pg. 47



Atelier Chaise
Lounge L/R-Leg
AT-S431-L/R
Pg. 47



Atelier Ottoman-Leg
AT-S511
Pg. 47



Atelier Small Center-Skirt
AT-S440
Pg. 47



Atelier Small Corner-Skirt
AT-S450
Pg. 48



Atelier Small Chaise
Lounge L/R-Skirt
AT-S460-L/R
Pg. 48



Atelier Small Ottoman-Skirt
AT-S520
Pg. 48



Atelier Small Center-Leg
AT-S441
Pg. 48



Atelier Small Corner-Leg
AT-S451
Pg. 49



Atelier Small Chaise
Lounge L/R-Leg
AT-S461-L/R
Pg. 49



Atelier Small Ottoman-Leg
AT-S521
Pg. 49



Blink Sofa Two Seater
BL-S420
Pg. 62



Blink Sofa Three Seater
BL-S430
Pg. 63



Crawford Sofa 2.0
CR-S421-R2
Pg. 83



Crawford Bed Double/
Queen/King Size
CR-B110-D/Q/K
Pg. 83



Dawn Bed 1 Double/
Queen/King Size
DA-B110-D/Q/K
Pg. 86



Discipline Sofa Half Back L/R
DS-S430-L/R
Pg. 91



Discipline Sofa Corner L/R
DS-S420-L/R
Pg. 90/91



Discipline Sofa Straight
DS-S410
Pg. 91



Float Sofa 1 Seater -
Armless/1 Arm/2 Arm
FL-S411/412/413
Pg. 102/104



Float Sofa 2 Seater -
Armless/1 Arm/2 Arm
FL-S421/422/423
Pg. 104

SOFAS & BEDS



Float Sofa 3 Seater -
Armless/1 Arm/2 Arm
FL-S431/432/433
Pg. 105



Float Sofa L-Shape L/R
FL-441-L/R
Pg. 105



Infinity Arm L/R
IF-S450-L/R
Pg. 124



Infinity Backless
IF-S430
Pg. 123



Infinity Corner
IF-S420
Pg. 123



Infinity End L/R
IF-S440-L/R
Pg. 123/124



Infinity Ottoman
IF-S510
Pg. 124



Infinity Straight
IF-S410
Pg. 123



James Chaise
JA-S111
Pg. 129



Lunar Sofa
LN-S411
Pg. 147



SW Daybed
SW-B110
Pg. 203



SW Sofa Two Seater
SW-S411
Pg. 203



SW Sofa Two Seater
SW-S411
Pg. 203



SW Sofa Three Seater
SW-S421
Pg. 203



Taylor Sofa
TA-S420
Pg. 209



Taylor Sofa One Seater
TA-S410
Pg. 209



Taylor Sofa One
Seater-Swivel
TA-S411
Pg. 209



Utility Daybed
UT-B110
Pg. 221



Utility Ottoman
UT-S510
Pg. 221



Utility Sofa 1 Side L/S
UT-S410/UT-S411
Pg. 220



Utility Sofa 2 Sides
L-L/L-R/S-L/S-R
UT-S420-L/R/
UT-S421-L/R
Pg. 220



Utility Sofa 3 Sides L/S
UT-S430/UT-S431
Pg. 221

TABLES



Arc Coffee Table
AR-T210
Pg. 43



Aya Dining Table W1800
AY-T410-1800
Pg. 53



Aya Dining Table W2400
AY-T410-2400
Pg. 53



Blink Coffee Table - Wood
Top
BL-T210-1080-WD
Pg. 63



Blink Coffee Table -
Stone Top
BL-T210-1080-ST
Pg. 65



Blink Café Table -
Wood Top
BL-T310-750-WD
Pg. 65



Blink Café Table -
Stone Top
BL-T310-750-ST
Pg. 65




Blink Console
BL-T710
Pg. 66



Blink Dining Table -
Stone Top
BL-T410-1200-ST
Pg. 65



Blink Oval Coffee
Table - Wood Top
BL-T220-1775-WD
Pg. 66



Blink Oval Coffee
Table - Stone Top
BL-T220-1775-ST
Pg. 66



Blink Oval Dining
Table - Stone Top
BL-T420-2125-ST
Pg. 66



Blink Side Table -
Wood Top
BL-T110-600-WD
Pg. 63



Blink Side Table -
Stone Top
BL-T110-600-ST
Pg. 63



Blink Vanity
BL-T720
Pg. 67



Bund Side Table
H500/560
BU-T110-500/560
Pg. 71



Crawford Coffee
Table C650/C900
CR-T210-650/900
Pg. 82



Crawford Dining
Table 1 C1600
CR-T410-1600
Pg. 79



Crawford Dining Table
1 C1600- Stone Top
CR-T410-600-ST
Pg. 79



Laval Writing Desk
LA-T721
Pg. 140



Louisiana Side Table
VW-T110
Pg. 228



Lunar Coffee Table W1200
LN-T210-1200
Pg. 146



Lunar Coffee Table S800
LN-T220-800
Pg. 146



Lunar Dining Table W1600/
W1800/W2100/W2400
LN-T410-
1600/1800/2100/2400
Pg. 147



Lunar Dining Table W1600/
W1800/W2100 - Stone Top
LN-T410-1600/1800/2100-ST
Pg. 147



Lunar Side Table
LN-T110-500
Pg. 146



Mandarin Dining Table
W2100/W2400
MA-T410-2100/2400
Pg. 151



Ming Aluminium Café Table
MI-T310
Pg. 155



Ming Aluminium
Dining Table
MI-T410
Pg. 155



QT Coffee Table
C450/C600
QT-T210-450/C600
Pg. 165

TABLES



Rén Coffee Table
RN-T210-540
Pg. 173



Rén Conference Table
RN-T610-3500
Pg. 173



Rén Dining Table
C1100/C1200
RN-T420-1100/1200
Pg. 173



Rén Dining Table W1800/
W2100/W2600
RN-T411-1800/2100/2600
Pg. 170



Rén Dining Table W1800/
W2100 - Stone Top
RN-T411-1800/2100 - ST
Pg. 170



Rén Side Table
RN-T110-450
Pg. 173



Risom Desk
RI-T710
Pg. 179



Slow Coffee Table
SL-T210-800
Pg. 189



Slow Dining Table
SL-T410-1250
Pg. 189



Slow Oval Coffee Table
SL-T220
Pg. 192



Slow Folding Tray Table
SL-T230
Pg. 192



Stay Dining Table
SA-T410
Pg. 198



Taylor Dining Table
TA-T410
Pg. 207



Utility Café Table
H900/H1050
UT-T310-900/1050
Pg. 217



Utility Dining Table
W1800/W2100
UT-T410-1800/2100
Pg. 217

CABINETS & SHELVING



Cabinet of Curiosity Dress
COC-C120
Pg. 72



Cabinet of Curiosity Read
COC-C100
Pg. 72



Dowry Cabinet I
DO-C110
Pg. 94



Dowry Cabinet II
DO-C120
Pg. 97



Dowry Cabinet III
DO-C130
Pg. 97



Host Movable Wardrobe
HO-W110
Pg. 114



James Bar Cart
JA-CA110
Pg. 129



Ran Library (1982)
CF-SF110
Pg. 75



Risom Shelves
RI-SF110
Pg. 179



Seiton Cabinet High
SE-C110-H
Pg. 185



Seiton Cabinet Low |
Seiton TV Cabinet
SE-C110-L | SE-C120
Pg. 185/187



Seiton 5-1 L/R
SE-SF151- L/R
Pg. 183



Seiton 5
SE-SF150
Pg. 183



Seiton 4-2 L/R
SE-SF142- L/R
Pg. 183



Seiton 4
SE-SF140
Pg. 183



Seiton 3-3 L/R
SE-SF133- L/R
Pg. 184



Seiton 3-2 L/R
SE-SF132- L/R
Pg. 184



Seiton 3-1 L/R
SE-SF131- L/R
Pg. 184



Seiton 3
SE-SF130
Pg. 184



Seiton 2-2 L/R
SE-SF122- L/R
Pg. 185



Seiton 2
SE-SF120
Pg. 185



Slow Shelf 2
SL-SF110-2
Pg. 193



Slow Shelf 3
SL-SF110-3
Pg. 193



Slow Shelf 4
SL-SF110-4
Pg. 192



Slow Shelf 5
SL-SF110-5
Pg. 192

LAMPS



Everyday Ceiling
ED-C110
Pg. 230



Everyday Pendant
ED-P110
Pg. 230



Haro Floor Lamp
HA-F110
Pg. 233



Haro Pendant
HA-P110
Pg. 233



Haro Table Lamp
HA-TL110
Pg. 233



Haro Wall Lamp
HA-W110
Pg. 232



Kyoto Floor Lamp
KY-L110
Pg. 236



Mūn Desk Lamp
MN-TL110
Pg. 240



Mūn Floor Lamp Adjustable
MN-F110
Pg. 241



Mūn Floor Lamp 145/170
MN-F120-L/H
Pg. 241



Mūn Pendant S/M/L
MN-P110-S/M/L
Pg. 238/240



Mūn Rechargeable Lantern
MN-R110
Pg. 240



Yama Pendant Glass
S/M
YA-P110-S/M
Pg. 244



Yama Pendant Metal
S/M
YA-P120-S/M
Pg. 244



Space Invaders Dhala
Rechargeable Lamp
SI-R110
Pg. 246



Space Invaders
Dhala Table Lamp
SI-TL110
Pg. 250



Space Invaders
Hobo Side Table
SI-T110
Pg. 250

ACCESSORIES



Arita Vessels
AR-VS1
Pg. 252



Arita Liquid
AR-LS3
Pg. 252



Blink Screen
BL-SC110
Pg. 67



Crawford Lazy
Susan 500/900
CR-T400-A1/A2/A3
Pg. 79/82



Exchange Lounge Chair
Back/Seat Cushion
EX-S100-A1/A2
Pg. 101



Float Sofa Side Table Small
FL-S400-A1
Pg. 106



Float Sofa Side Table Large
FL-S400-A2
Pg. 106



Float Sofa Headrest Small
FL-S400-A3
Pg. 106



Float Sofa Headrest Large
FL-S400-A4
Pg. 106




Frame Floor Mirror
FR-M110
Pg. 256



Frame Wall Mirror Large
FR-M121-L
Pg. 256



Frame Wall Mirror
Small with Board
FR-M121-S
Pg. 257



Frame Wall Mirror Small
FR-M120-S
Pg. 257



Frame Shelf with Board
FR-SF111
Pg. 257



Frame Shelf
FR-SF110
Pg. 257



Kaali - Matt
SI-TR120-M
Pg. 250



Kaali - Wood
SI-TR120-W
Pg. 250



Lonar D285
SI-TR110-S
Pg. 251



Lonar D350
SI-TR110-L
Pg. 251



Mūn Rechargeable
Lantern Floor Stand
MN-R110-A1
Pg. 241



Mūn Rechargeable
Lantern Wall Hook
MN-R110-A2
Pg. 241



Taylor Valet
TA-V110
Pg. 209



Utility Round Mirror Small/Large
UT-M110-S/L
Pg. 222



Utility Long Mirror Small/Large
UT-M120-S/L
Pg. 222



Utility Shelf Extension
UT-S400-A1
Pg. 222



Wall Collection
WL-R001/2/3/4/5-S/M/L
Pg. 260/263



Linen Rug Collection
LR-R001/2/3-S/L
Pg. 264/265



Seiton Box Large
SE-B120-L
Pg. 187



Seiton Box Small
SE-B120-S
Pg. 187



Seiton Bookend
SE-B110
Pg. 187

CREDITS

CONCEPT AND CREATIVE DIRECTION

Neri&Hu Design and Research Office

FEATURE PHOTOGRAPHY

Jiaxi Yang

Kaleidoskope

Su Li

Taran Wilkhu

Zhe Zhu

Anthony Reed



STELLAR WORKS

All rights reserved. Nothing contained in this collection guide
may be reproduced without written permission.

www.stellarworks.com

