



STELLAR WORKS

VOL. 11



**8**

**LETTER FROM THE CHAIRMAN**

**10**

**DESIGNERS**

**20**

**THE COLLECTION**

**46**

**PRODUCT INFORMATION**

PRODUCT LIST BY COLLECTION  
PRODUCT LIST BY CATEGORY

**216**

**MATERIALS & COLOURS**

# Asian sensibility, timeless craft.

## ABOUT US

Stellar Works stands for a renaissance of refined culture and Asian aesthetics. Inspired by the long standing craft and industry of traditional cultures, it represents a commitment to bridging the gap between old and new, east and west – in attitude, form and application.

Stellar Works seeks to reintroduce past collections of classics, alongside culturally-inspired contemporary signatures. It infuses freshness into heritage and grounds innovation with enduring craftsmanship.

## IN 2012

We established Stellar Works as a way to bring ideas together: East and West, heritage and modernity, craft and industry – bringing the best of the past into the light of the present. Our aim was to inspire a renaissance in Asian aesthetics, taking the forms, styles and motifs that have characterised Japanese design across the centuries and filtering them through the lens of the European tradition to create something new and timeless.

*We bridge the gap  
Between east and west*







## LETTER FROM THE CHAIRMAN

Six years on, and our furniture collections have achieved a unique place in the global market, and can be found in private residences and prestigious hotels, restaurants and public spaces around the world. By drawing together a unique combination of heritage, craft skills and production expertise from Europe and Asia, we have created an international design brand with genuine cross-cultural resonance. Stellar Works has much to be proud of.

I believe that this bringing together of cultures is what sets us apart, both in terms of the character of our creative output and the strength of our business today. From the beginning, Stellar Works has benefited from the strategy and dynamism of Japanese operations management, the high-end craftsmanship of French furniture making and the technical proficiency of our Shanghai production team.

When we opened our purpose-built factory in Shanghai, the city was well established as an international hub for furniture production, but for many brands, its factories were centres of mass-market furniture making, dealing in low-cost, high-volume manufacture with all the efficiency of the production line, but little crafted character. A wealth of technical know-how and traditional craft skill existed, but remained untapped. We set out to change that.

The Stellar Works factory has enabled us to achieve two of the key attributes we have aimed for since the company's founding. China's favourable cost environment allows us to create pieces that offer our customers unparalleled value for money, but our approach to making ensures that everything bearing the Stellar Works name exhibits the detail and quality of the hand-guided craftsmanship that created it.

In this sense, one of the most important roles that Stellar Works plays is the preservation and nurturing of craft skills that the ease of mass production has placed under threat. Japan and France both have a great tradition of hand-making, but technological advancement and the rise in outsourcing have eroded the skills base in both countries. In Shanghai, we keep those traditions alive.

The other great benefit of our production facility is the end-to-end control it gives us over the entire production process. Because we assume complete responsibility for every stage, we can custom-create pieces with an ease which many other brands do not have access to and, more importantly, we can guarantee the sustainability of our furniture. Complete control of materials sourcing ensures complete transparency – every wood can be traced to the forest it came from, and every metal, fabric and leather can be tracked to its source. It is because of this that all our materials lead to final pieces that are simultaneously unique in aesthetic, and stringent in quality.

Our role as a preserver of the past extends beyond our production methods. The most obvious example would be our vintage lines, which keep the iconic designs of 20th-century greats, such as Vilhelm Wohlert and Carlo Forcolini, in production, with a few material updates appropriate to the modern day. But Stellar Works' signature collections too, could not exist without the aesthetic histories they pay tribute to. Look over our contemporary furniture ranges and you see glimpses of design movements from across the 20th century – a touch of Bauhaus crafted functionality or the refined simplicity of mid-century Scandinavian – often seamlessly fused into the classic forms and patterns of the Asian creative tradition. When I look at a collection such as Lunar, for example, I see the

patterns of time-honoured decorative arts from China refined into Nordic simplicity and comfort by the Danish studio Space Copenhagen.

Designs and designers like these are the creative heart of our company. Without exception, they have an instinctive understanding of the Stellar Works mission and a talent for drawing and combining creative inspiration and craft technique from multiple places and periods. It would be only too easy to end up with a product that didn't work – a clash of cultures or a conceptual mismatch – but Stellar Works' designers have a gift for harmony: they create furniture that is both an extension of an existing tradition and the expression of a new one.

We have chosen this path between the old and the new because I believe good design is timeless design. A particular style of furniture may be all the rage for a while, but if it looks tired after a decade, it's not good design – it's a passing trend. Stellar Works aims to be timeless. I would like to think that 100 years from now, our pieces will still be as contemporary and resonant as they are today and, moreover, that Stellar Works will still be crafting quality furniture that is Asian in inspiration, cross-cultural in design and international in its scope.



**Yuichiro Hori**

Chief Executive Officer and Founder  
Stellar Works Co., Ltd

**DESIGNERS**




## Neri&Hu

Stellar Works' creative direction is overseen by the Neri&Hu Design and Research Office. Founded in 2004, the design practice is based in Shanghai and London and led by architects Lyndon Neri and Rossana Hu. The company's diverse, multicultural team strives to reinvent classic craft, adding a fresh, contemporary touch to their projects and collaborations all over the world.

Neri&Hu's interdisciplinary approach to architecture and interior, graphic and product design is rooted in context, never formulaic or conventional, and built around a commitment to creating forms with meaning. The studio's work has earned a host of awards internationally, including the Winner of The Blueprint Award for Design 2019 and The PLAN Award 2018, they are named EDIDA Designers of the Year 2017, Interior Designers of the Year of ICONIC Awards 2017 by German Design Council, Maison&Objet Asia Designers of The Year 2015, Wallpaper\* Designer of The Year 2014. They were the winner of 2014 World Architectural Festival.






## Carlo Forcolini

Over the course of a career spanning more than 40 years, Carlo Forcolini has designed more than 100 objects and furniture pieces for some of the most prestigious brands in Italy. Trained by the masters of Italian design, he co-founded the acclaimed design firm Alias in 1979. Steeped in references to art, literature and cinema, his work is both iconic and functional. Each piece has a story and a raison d'être – embodying an approach to design drawn from a fascination with dreams, mystery and the unknowable. Forcolini is currently the vice-chairman of the Istituto Europeo di Design and lives and works in Milan.



## Hallgeir Homstvedt

Born in Norway, Hallgeir Homstvedt holds a BA in Industrial Design from Newcastle University in Australia. After graduating in 2006 he started working for the acclaimed design studio Norway Says before founding his own studio Homstvedt Design in 2009. His works have been exhibited in London, Tokyo, Oslo, New York and Milan, and his clients include some of the premier brands in the furniture industry. He has picked up several awards over the years, including Designer of the Year by Bo Bedre magazine in 2017.



## Jens Risom

An acclaimed designer, Jens Risom studied at Niels Brock Copenhagen Business College as well as The School of Arts and Crafts in Copenhagen, along with Hans J. Wegner and Børge Mogensen, where he studied Industrial arts and design.

Jens Risom emigrated to New York in 1939 and after success designing the majority of Hans Knoll's first furniture collection, he established his own design company. Jens Risom Design Inc. grew to be one of the three largest furniture companies in America, with offices spanning to Argentina, England and Australia. His designs continue to inspire many today and his legacy remains strongly present in the design world.



## Jun Aizaki (Crème)

Founded by Jun Aizaki, Crème is a multidisciplinary design firm based in the vibrant neighborhood of Williamsburg, Brooklyn. The studio is a collaboration of dynamic, international designers that work around the idea that all design challenges require the same problem-solving approach. Crème tackles a chair, a restaurant or a building, the same way they would approach a logo or a street block.

Crème has developed a contemporary wood and steel chair inspired by the traditional Windsor form. By exchanging the traditional wooden spindles and stretcher of the Windsor back with steel, Crème has produced a new chair that feels both contemporary and traditional at once. This exchange suggests the new life and design that can be breathed into used or well-worn objects and furnishings. Aside from the traditional spindle back, Crème has designed several other backs that can be substituted in to fit any design. Custom backs, multiple wood species and steel finishes are available.



# Nendo

Chief Designer and Founder of nendo.

Oki was born in 1977 in Canada and received M.Arch. from Waseda University in 2002. Establishing design studio “nendo” upon his graduation, Oki has been designing in various fields- from small stationary to large public architecture. Oki has been chosen by Newsweek magazine as one of “The 100 Most Respected Japanese” in 2002 and won EDIDA “Designer of the Year” in 2012. Nendo designs can be found in the Museum of Modern Art in New York, as well as Musee des Arts decoratifs and Centre Pompidou in Paris.



# Nic Graham

Australian interior designer Nic Graham has headed his own design practice in Sydney since 1999, working on projects spanning the residential, commercial and hospitality sectors.

Through their work across the Asia-Pacific region, Graham and his small team of architects, technical craftsmen and landscape designers have developed a reputation for their interdisciplinary skill set and holistic approach. Their designs are contemporary, often drawing on retro inspiration to incorporate a sense of warmth and comfort – a ‘soft’ take on modernism.



# OEO Studio

OEO Studio was founded in 2003 and is based in Copenhagen, Denmark, with a project office in Tokyo. OEO Studio has created award-winning designs for a broad spectre of discerning clients, from furniture and interiors for Michelin-starred restaurants to aspirational objects that have earned their place in the permanent collections of the Victoria and Albert Museum in London, at the Cooper Hewitt Smithsonian Design Museum in New York and at the Musée des Arts Décoratifs in Paris.

OEO Studio has established a distinct aesthetic that encompasses a unified approach to retail, hospitality, furniture-making and beyond. Each project is enhanced by the inherent warmth of the natural materials, which are often applied in novel and unexpected ways inspired and framed by their cultural context to offer a compelling sense of minimalism. Signature to the approach at OEO Studio is their exquisite level of bespoke design created with meticulous attention to detail.



# Space Copenhagen

Established in 2005 by Signe Bindslev Henriksen and Peter Bundgaard Rützou, Space Copenhagen is a design studio works across multiple disciplines from furniture, lighting and refined objects, to art installations, art direction and interior design for private homes, hotels and restaurants all over the world.

We call our approach Poetic Modernism.

The ambition is to forge new paths by balancing opposites — classic and modern, industrial and organic, sculptural and minimal, light and shade, duality and contrast. Curiosity as a fundamental human condition.

The studio’s intuitive approach embodies designs that are distinctively shaped by the given circumstances, functional needs, and a fundamental interest in human behavior. It is a sense of and belief in slow aesthetic that centers quality and longevity.






## Tom Fereday

Tom Fereday develops products based on the principle of honest design, conveying a design process which celebrates the materials and manufacturing processes behind furniture and products, to design from the inside out. By using the materials and environment as a positive design constraint he guides intelligent and thoughtful design outcomes which connect with people through natural materials, tactile finishes and unique design. He strives to create enduring designs which are meaningful to people and their environment.

Born in Australia, Tom Fereday grew up in England studying at the Wimbledon School of Art before moving to Sydney to complete an honors degree in Industrial Design at the University of Technology Sydney. Working across Europe and Australia, Tom Fereday went on to found his sole practice in 2012.



## Vilhelm Wohlert

A prolific architect and designer, Vilhelm Wohlert (1920–2007) trained, and later taught, at the Royal Academy of Fine Arts in Copenhagen. Alongside his work designing and restoring churches and royal castles, he is especially celebrated for the design of the Louisiana Museum of Modern Art in Humbaek, Denmark, to which he and his partner Jørgen Bo devoted more than 30 years.

Wohlert's furniture and lighting have become design icons, thanks to the way they often employ structural elements to create sculptural effects. He was inducted into the Order of the Dannebrog in recognition of his contribution to the Danish design tradition.



## Yabu Pushelberg

Serendipitously brought together in 1980 by a shared hunt for a studio space, George Yabu and Glenn Pushelberg have created a globally renowned collaborative interior architecture and design practice driven by curiosity, experimentation and attention to detail.

From its studios in New York and Toronto, Yabu Pushelberg brings together innovative materials, talented artisans and a trend-transcending approach that has firmly established the practice as an international creative leader, celebrated for the personality and emotional resonance of the designs it produces.

# THE COLLECTION



**KITE** Lounge Chair-Narrow | Lounge Chair-Deep | Highback Chair-Narrow | Highback Chair-Deep





ORI Dining Chair | Dining Armchair



HARO Pendant | MÜN Pendant Large | Rechargeable Lantern Lamp | ORI Dining Armchair



HARO Floor Lamp | STACK Dining Chair



MUN Pendant | TAYLOR Sofa













MUN Pendant Small / Medium / Large



YAMA Pendant Glass Small | Pendant Metal Middle



STACK Dining Chair







FRAME Floor Mirror | Wall Mirror Large | Wall Mirror Small With Board | Shelf



# PRODUCT INFORMATION

PRODUCT LIST BY COLLECTION



PRODUCT LIST BY COLLECTION

*Furniture*

|                                 |     |
|---------------------------------|-----|
| ARC by Hallgeir Homstvedt       | 050 |
| BLEND by Nendo                  | 054 |
| BLINK by Yabu Pushelberg        | 056 |
| BUND by Neri&Hu                 | 066 |
| CABINET OF CURIOSITY by Neri&Hu | 070 |
| CARLO by Carlo Forcolini        | 072 |
| CRAWFORD by Tom Fereday         | 074 |
| DAWN by Space Copenhagen        | 078 |
| DISCIPLINE by Neri&Hu           | 080 |
| DOWRY by Neri&Hu                | 084 |
| EXCHANGE by Jun Aizaki - CRÈME  | 088 |
| FREJA by Space Copenhagen       | 094 |
| INFINITY by Space Copenhagen    | 098 |
| INDUSTRY by Neri&Hu             | 104 |
| JAMES by Yabu Pushelberg        | 108 |
| KITE by Nendo                   | 112 |
| LUNAR by Space Copenhagen       | 116 |
| MING by Neri&Hu                 | 122 |
| ORI by Hallgeir Homstvedt       | 126 |
| QT/CHILLAX by Nic Graham        | 128 |
| RÉN by Space Copenhagen         | 130 |
| RISOM by Jens Risom             | 134 |
| SEITON by OEO Studio            | 138 |
| SLOW by Space Copenhagen        | 142 |
| STACK by Neri&Hu                | 150 |
| SW by OEO Studio                | 152 |
| TAYLOR by Yabu Pushelberg       | 154 |
| UTILITY by Neri&Hu              | 158 |
| WOHLERT by Vilhelm Wohlert      | 168 |

*Lighting*

|                          |     |
|--------------------------|-----|
| HARO by Space Copenhagen | 174 |
| KYOTO LAMP by OEO Studio | 176 |
| MÛN by OEO Studio        | 178 |
| YAMA by Space Copenhagen | 182 |

*Accessories*

|                          |     |
|--------------------------|-----|
| ARITA by Neri&Hu         | 184 |
| FRAME by Nendo           | 188 |
| WALL by Space Copenhagen | 192 |
| LINEN                    | 196 |



# Arc

by Hallgeir Homstvedt

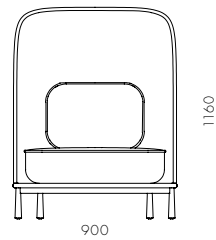
The Arc collection is a response to the modern work situation, which the designer wanted it to provide the shelter and remind people of home. The designer gave this collection a distinct character and made it stand out from typical contract furniture. The soft silhouette of the sofa strengthens the instantly recognizable character. A thick seam sweeps along the edge of the sofa, like a barrier between the strict and straight outside shape, and the softer sculpted inside. With embracing curves and intricate upholstery details, the Arc collection has a gentle character that makes it the perfect for both retail and soft contract market.

## Arc Highback Chair



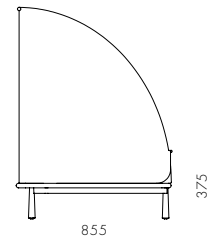
### CODE & MATERIALS

AR-S121  
Veneer laminate base,  
Steel leg, Upholstery



### DIMENSIONS

W900 x D855 x H1160mm  
Seating height: 375mm

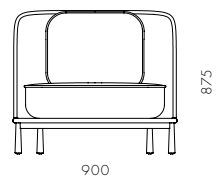


## Arc Lounge Chair



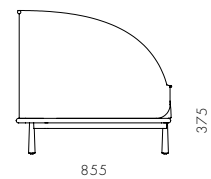
### CODE & MATERIALS

AR-S111  
Veneer laminate base,  
Steel leg, Upholstery



### DIMENSIONS

W900 x D855 x H785mm  
Seating height: 375mm



Arc Sofa Highback Love Seat L

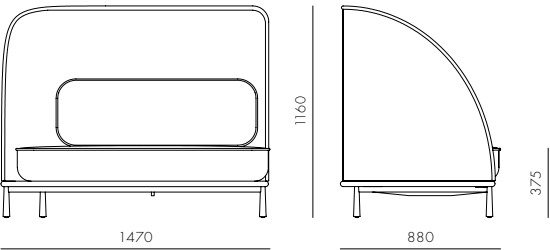


CODE & MATERIALS

AR-S410-L  
Veneer laminate base,  
Steel leg, Upholstery

DIMENSIONS

W1470 x D880 x H1160mm  
Seating height: 375mm



Arc Sofa Three Seater

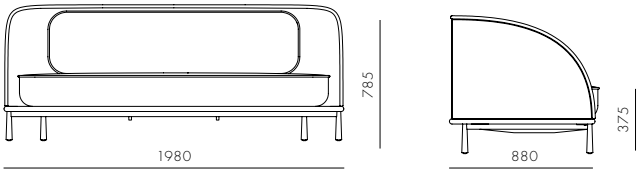


CODE & MATERIALS

AR-S420  
Veneer laminate base,  
Steel leg, Upholstery

DIMENSIONS

W1980 x D880 x H785mm  
Seating height: 375mm



Arc Sofa Highback Love Seat R

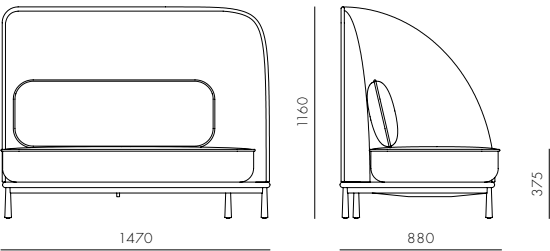


CODE & MATERIALS

AR-S410-R  
Veneer laminate base,  
Steel leg, Upholstery

DIMENSIONS

W1470 x D880 x H1160mm  
Seating height: 375mm



Arc Coffee Table

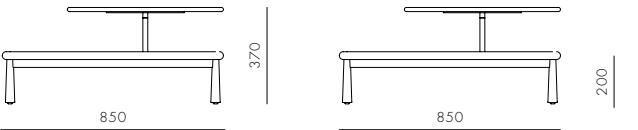


CODE & MATERIALS

ART210  
Veneer laminate top,  
Steel leg and support, Stone top

DIMENSIONS

W850 x D850 x H370mm



Arc Sofa Love Seat

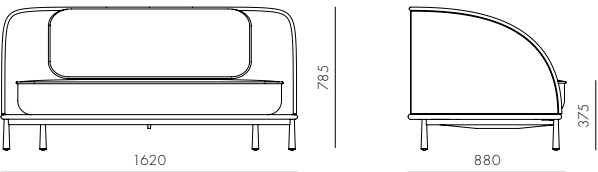


CODE & MATERIALS

AR-S430  
Veneer laminate base,  
Steel leg, Upholstery

DIMENSIONS

W1620 x D880 x H785mm  
Seating height: 375mm



Arc Sofa Highback Love Seat

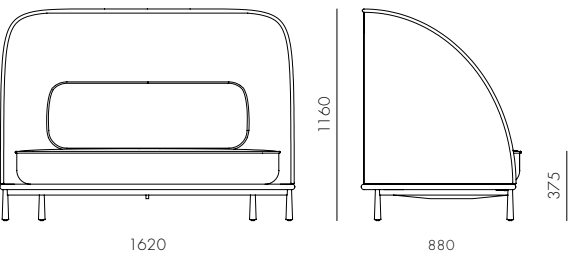


CODE & MATERIALS

AR-S410  
Veneer laminate base,  
Steel leg, Upholstery

DIMENSIONS

W1620 x D880 x H1160mm  
Seating height: 375mm



# Blend

by Nendo

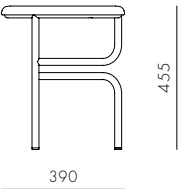
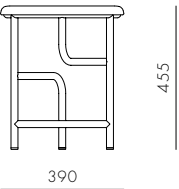
A three-legged bar stool with three crossbars was the base design, but as two of the crossbars melt away in the middle, the bars, initially tasked with horizontally connecting the legs, instead turn perpendicular to support the seat and a leg. A lone crossbar remains, acting as a footrest. This slight structural change utterly transforms the direction of force and how it is applied, becoming the stool's major feature. 5 variations are available, including short stools, those with a leg seemingly extended up into a backrest, and those with upholstered seats.

## Blend Stool W



**CODE & MATERIALS**  
BD-S620-WD  
Powder coated steel frame,  
Solid wood seat

**DIMENSIONS**  
Φ390 x H455mm  
Seating height: 455mm

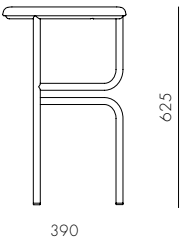
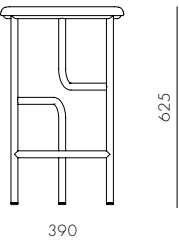


## Blend Stool High



**CODE & MATERIALS**  
BD-S610-H  
Powder coated steel frame,  
Solid wood seat

**DIMENSIONS**  
Φ390 x H625mm Seating  
height: 625mm

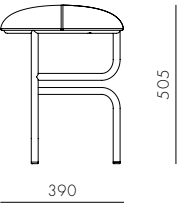
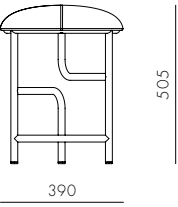


## Blend Stool U



**CODE & MATERIALS**  
BD-S620-UP  
Powder coated steel frame,  
Upholstered seat

**DIMENSIONS**  
Φ390 x H505mm  
Seating height: 505mm

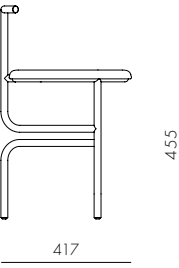
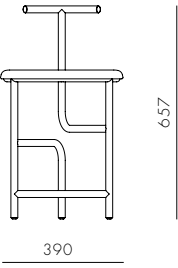


## Blend Chair W



**CODE & MATERIALS**  
BD-S210-WD  
Powder coated steel frame,  
Solid wood seat

**DIMENSIONS**  
W390 x D417 x H657 mm  
Seating height: 455mm

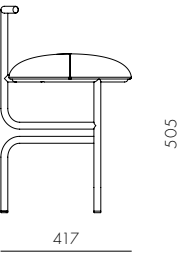
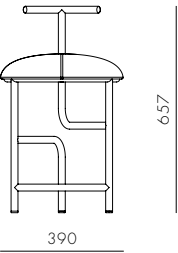


## Blend Chair U



**CODE & MATERIALS**  
BD-S210-UP  
Powder coated steel frame,  
Upholstered seat

**DIMENSIONS**  
W390 x D417 x H657mm  
Seating height: 505mm





# Blink

by Yabu Pushelberg

Compact in profile and scale, this light, playful and sculptural collection lends itself to both residential and commercial applications. Though Blink has a distinct personality and distilled modernist quality, pieces from this collection can coexist or live independently amongst other styles. The materials have been selected to create considered contrasts from texture to texture and surface to surface.

## Blink Dining Chair

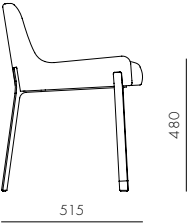
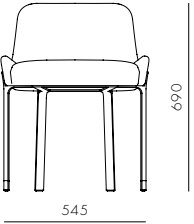


### CODE & MATERIALS

BL-S210  
Powder coated steel frame, Brass plated stainless steel, Upholstery

### DIMENSIONS

W545 x D515 x H690mm  
Seating height: 480mm



## Blink Vanity Stool SH470

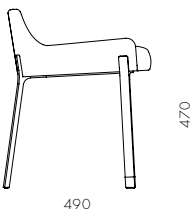
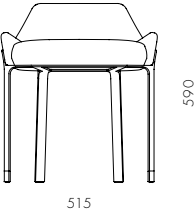


### CODE & MATERIALS

BL-S610-470  
Powder coated steel frame, Brass plated stainless steel, Upholstery

### DIMENSIONS

W515 x D490 x H590mm  
Seating height: 470mm





Blink Counter Stool SH610

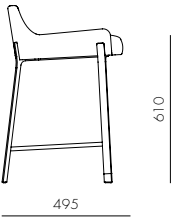
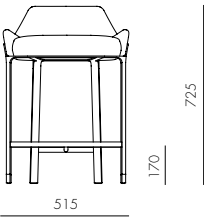


CODE & MATERIALS

BL-S610-610  
Powder coated steel frame, Brass plated stainless steel, Upholstery

DIMENSIONS

W515 x D495 x H725mm  
Seating height: 610mm



Blink Bar Stool SH750

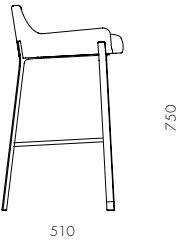
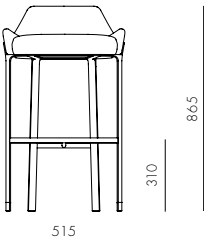


CODE & MATERIALS

BL-S610-750  
Powder coated steel frame, Brass plated stainless steel, Upholstery

DIMENSIONS

W515 x D510 x H865mm  
Seating height: 750mm



Blink Lounge Chair

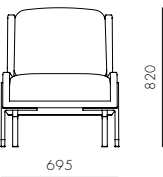


CODE & MATERIALS

BL-S410  
Powder coated steel frame, Brass plated stainless steel, Upholstery

DIMENSIONS

W695 x D800 x H820mm  
Seating height: 430mm



Blink Sofa Two Seater

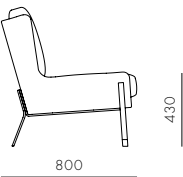
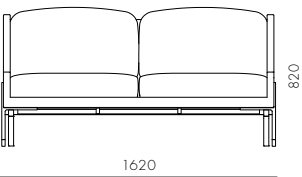


CODE & MATERIALS

BL-S420  
Powder coated steel frame, brass plated stainless steel, upholstery

DIMENSIONS

W1620 x D800 x H820mm  
Seating height: 430mm



Blink Sofa Three Seater

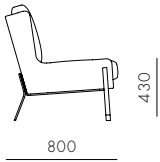
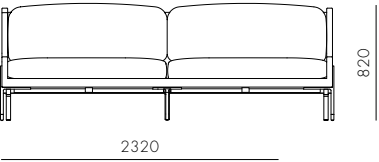


CODE & MATERIALS

BL-S430  
Powder coated steel frame, Brass plated stainless steel, Upholstery

DIMENSIONS

W2320 x D800 x H820mm  
Seating height: 430mm



Blink Side Table - Wood Top

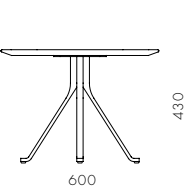
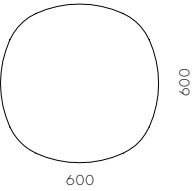


CODE & MATERIALS

BL-T110-600-VD  
Veneer laminate top, Powder coated steel frame

DIMENSIONS

W600 x D600 x H430mm



Blink Side Table - Stone Top

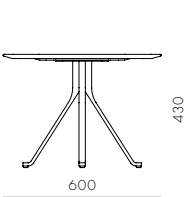
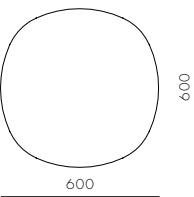


CODE & MATERIALS

BL-T110-600-ST  
Stone top, Powder coated steel frame

DIMENSIONS

W600 x D600 x H430mm



Blink Coffee Table - Wood Top

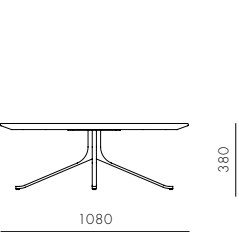
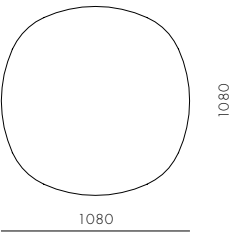


CODE & MATERIALS

BL-T210-1080-VD  
Veneer laminate top, Powder coated steel frame

DIMENSIONS

W1080 x D1080 x H380mm

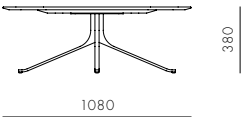
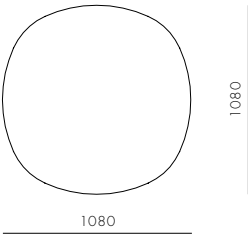




Blink Coffee Table - Stone Top

**CODE & MATERIALS**  
BL-T210-1080-ST  
Stone top,  
Powder coated steel frame

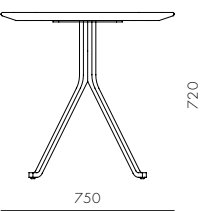
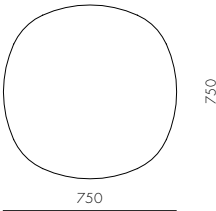
**DIMENSIONS**  
W1080 x D1080 x H380mm



Blink Café Table - Wood Top

**CODE & MATERIALS**  
BL-T310-750-WD  
Veneer laminate top,  
Powder coated steel frame

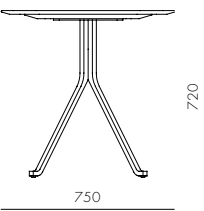
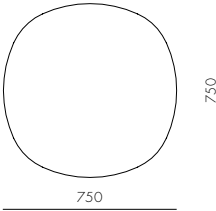
**DIMENSIONS**  
W750 x D750 x H720mm



Blink Café Table - Stone Top

**CODE & MATERIALS**  
BL-T310-750-ST  
Stone top,  
Powder coated steel frame

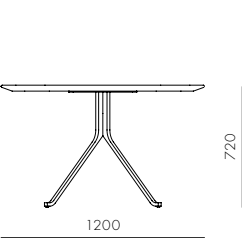
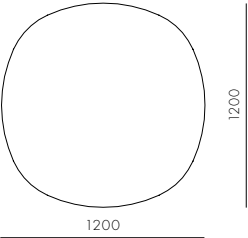
**DIMENSIONS**  
W750 x D750 x H720mm



Blink Dining Table - Wood Top

**CODE & MATERIALS**  
BL-T410-1200-WD  
Veneer laminate top,  
Powder coated steel frame

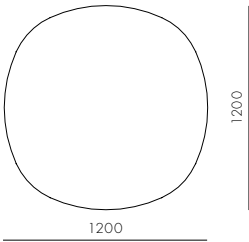
**DIMENSIONS**  
W1200 x D1200 x H720mm



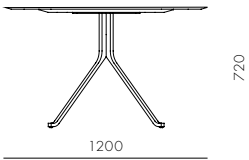
Blink Dining Table - Stone Top



**CODE & MATERIALS**  
BL-T410-1200-ST  
Stone top,  
Powder coated steel frame



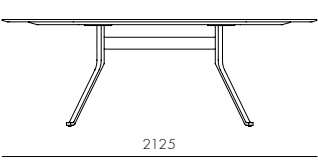
**DIMENSIONS**  
W1200 x D1200 x H720mm



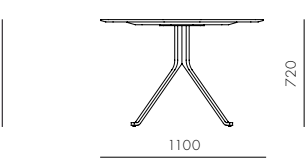
Blink Oval Dining Table - Stone Top



**CODE & MATERIALS**  
BL-T420-2125-ST  
Veneer laminate top,  
Powder coated steel frame



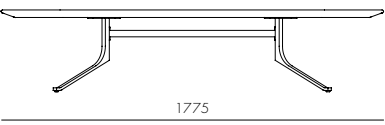
**DIMENSIONS**  
W2125 x D1100 x H720mm



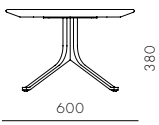
Blink Oval Coffee Table - Wood Top



**CODE & MATERIALS**  
BL-T220-1775-VD  
Veneer laminate top,  
Powder coated steel frame



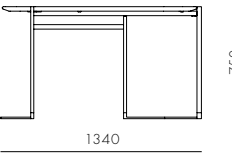
**DIMENSIONS**  
W1775 x D600 x H380mm



Blink Console



**CODE & MATERIALS**  
BL-T710  
Veneer laminate top,  
Powder coated steel frame,  
Brass plated stainless steel




**DIMENSIONS**  
W1340 x D510 x H750mm



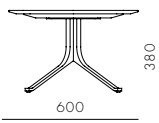
Blink Oval Coffee Table - Stone Top



**CODE & MATERIALS**  
BL-T220-1775-ST  
Stone top,  
Powder coated steel frame



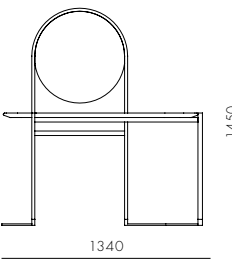
**DIMENSIONS**  
W1775 x D600 x H380mm



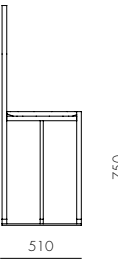
Blink Vanity



**CODE & MATERIALS**  
BL-T720  
Veneer laminate top, Powder  
coated steel frame, Brass  
plated stainless steel, Mirror



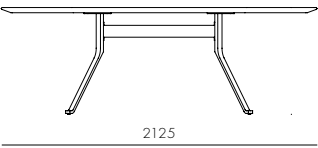
**DIMENSIONS**  
W1340 x D510 x H1450mm



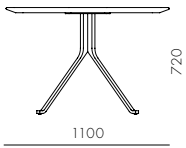
Blink Oval Dining Table - Wood Top



**CODE & MATERIALS**  
BL-T420-2125-VD  
Veneer laminate top,  
Powder coated steel frame



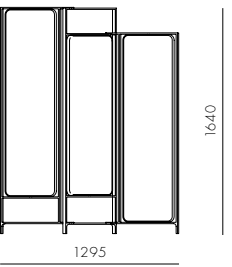
**DIMENSIONS**  
W2125 x D1100 x H720mm



Blink Screen



**CODE & MATERIALS**  
BL-SC110  
Veneer laminate panels, Mirror,  
Powder coated steel frame



**DIMENSIONS**  
W1295 x D360 x H1640mm









# Bund

by Neri&Hu

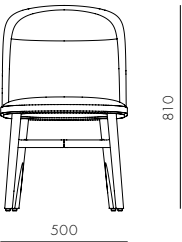
Inspired by the Bund, a lasting symbol of Shanghai’s past, present, and future, this series combines elements not only from its industrial origins, but also from its splendid colonial history. The soft curves and rich fabric finishes, as well as the wooden legs, pay homage to the Art Deco style which is permanently ingrained in the DNA of the city.

## Bund Dining Chair



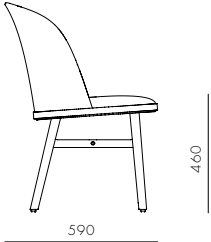
### CODE & MATERIALS

BU-S210  
Solid wood frame,  
Upholstered moulded foam frame,  
Upholstered seat



### DIMENSIONS

W500 x D590 x H810mm  
Seating height: 460mm

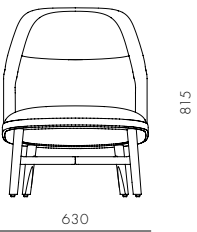


## Bund Lounge Chair



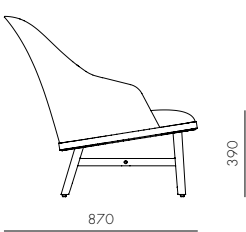
### CODE & MATERIALS

BU-S111  
Solid wood frame,  
Upholstered moulded foam frame,  
Upholstered seat



### DIMENSIONS

W630 x D870 x H815mm  
Seating height: 390mm



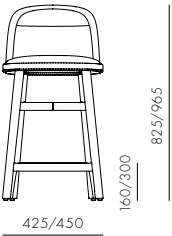




**Bund Bar Chair SH610 / SH750**

**CODE & MATERIALS**  
BU-S310-610  
BU-S310-750  
Solid wood frame, Upholstered moulded  
foam frame, Upholstered seat

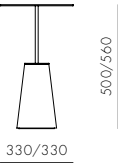
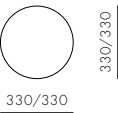
**DIMENSIONS**  
W425 x D465 x H825mm  
W450 x D470 x H965mm  
Seating height: 610/750mm



**Bund Side Table H500 / H560**

**CODE & MATERIALS**  
BU-T110-500  
BU-T110-560  
Stainless steel brasstop,  
Marble base

**DIMENSIONS**  
Φ300 x H500mm  
Φ300 x H560mm





# Cabinet of Curiosity

by Neri&Hu

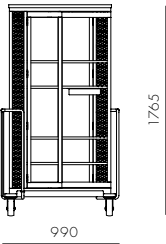
'secrets &..' by Neri&Hu is the first edition of A Cabinet of Curiosity, an ongoing series to be launched in subsequent years, slowly peeling away the hidden to finally satisfy the curiosity in all of us. The wooden cabinet with glass doors rests on a metal trolley inspired by scenes from a ceramic factory, before the cart enters the fiery furnace. The furnace represents trials and tribulations we all encounter in life, from which we offer up sweat and tears, pain and pleasure. Yet it is through the burning of these sins and secrets that we walk out white as snow. Secrets revealed. Or secrets concealed. That is up to us.

## Cabinet of Curiosity Read



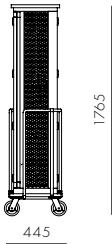
### CODE & MATERIALS

COC-C100  
Solid walnut frame, Veneer laminate panels, Brass plated stainless steel, Powder coated steel, Tempered glass



### DIMENSIONS

W990 x D445 x H1765mm

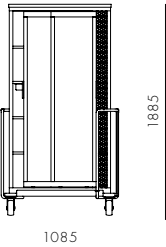


## Cabinet of Curiosity Dress



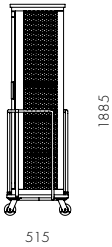
### CODE & MATERIALS

COC-C120  
Solid walnut frame, Veneer laminate panels, Brass plated stainless steel, Powder coated steel, Tempered glass



### DIMENSIONS

W1085 x D515 x H1885mm





# Carlo

by Carlo Forcolini

Stellar Works Carlo collection gathers together some of the greatest and most influential designs of a 20th-century Italian master: Carlo Forcolini. His bold, playful and unstintingly imaginative approach resulted in a succession of attention-grabbing chairs and stools that make use of strong geometric shapes and colours – together with a touch of humour. Alongside influential 1980s seating such as the Cotton Club and ‘smiling’ Alien chairs, the Carlo collection includes Forcolini’s self-supporting bookcase Ran Library, inspired by temple doors in China and Japan.

## Cotton Club Lounge Chair (1988)

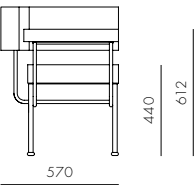
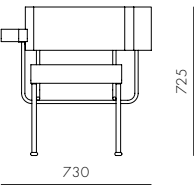


### CODE & MATERIALS

CF-S111  
Powder coated steel frame,  
Upholstery

### DIMENSIONS

W730 x D570 x H725mm  
Seating height: 440mm



## Cotton Club Lounge Chair Two Seater (1988)

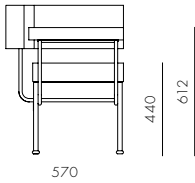



### CODE & MATERIALS

CF-S121  
Powder coated steel frame,  
Upholstery

### DIMENSIONS

W1395 x D570 x H725mm  
Seating height: 440mm



## Ran Library (1982)

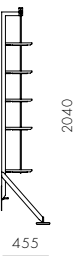
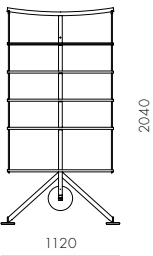


### CODE & MATERIALS

CF-SF110  
Powder coated steel frame,  
Veneer laminate shelves

### DIMENSIONS

W1120 x D455 x H2040mm



# Crawford

by Tom Fereday

The Crawford Collection is comprised of a sofa, bed, tables and a dining chair. Following Stellar Works’ ethos, the collection was developed on the principle of honest design that celebrates Asian sensibilities, whilst reinterpreting them for an international audience. The collection also represents a fusion of cultures that celebrates the growing design movement in the Asia Pacific region, as championed by Lane Crawford. Tom Fereday’s designs utilise natural materials, tactile finishes and subtle, yet elegant details.

## Crawford Soft Dining Chair

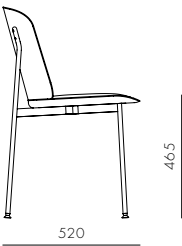
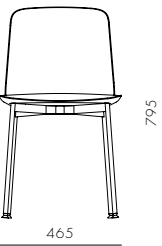


### CODE & MATERIALS

CR-S220  
Powder coated steel frame,  
Upholstered seat and back

### DIMENSIONS

W465 x D520 x H795mm  
Seating height: 465mm



## Crawford Dining Table 2 C1200 / C1600

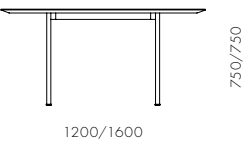
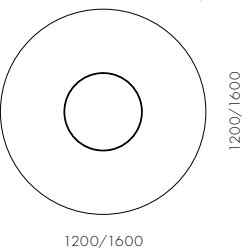


### CODE & MATERIALS

CRT420-1200  
CRT420-1600  
Veneer laminate top,  
Steel black powder coated frame,  
Stainless steel brass ring

### DIMENSIONS

Φ1200 x H750mm  
Φ1600 x H750mm



## Crawford Dining Chair U

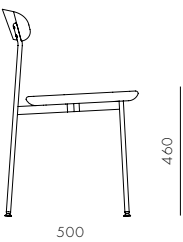
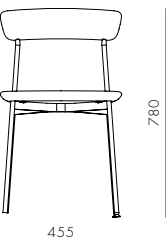


### CODE & MATERIALS

CR-S210-UP  
Powder coated steel frame,  
Upholstered seat,  
Solid wood back

### DIMENSIONS

W455 x D500 x H780mm  
Seating height: 460mm



## Crawford Dining Table 1 C1600

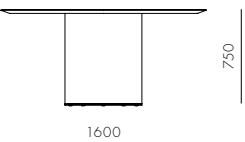
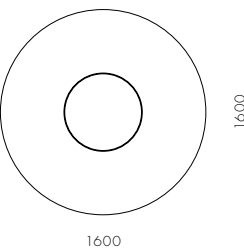


### CODE & MATERIALS

CRT410-1600  
Veneer laminate top and base,  
Stainless steel brass ring

### DIMENSIONS

Φ1600 x H750mm



## Crawford Dining Chair W

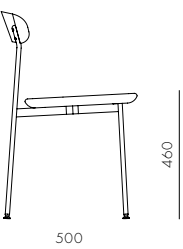
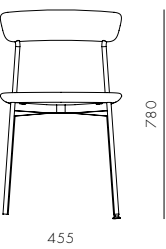


### CODE & MATERIALS

CR-S210-VD  
Powder coated steel frame,  
Solid wood seat and back

### DIMENSIONS

W455 x D500 x H780mm  
Seating height: 460mm



## Crawford Lazy Susan 800 / 500


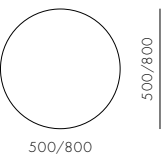


### CODE & MATERIALS

CRT400-A1  
CRT400-A2  
Veneer laminate top, metal base

### DIMENSIONS

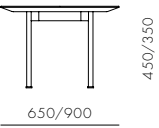
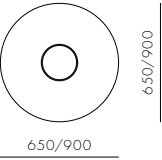
Φ800 x H25mm  
Φ500 x H25mm



Crawford Coffee Table C650 / C900

**CODE & MATERIALS**  
CRT210-650/900  
Veneer laminate top,  
Steel black powder coated frame,  
Stainless steel brass ring

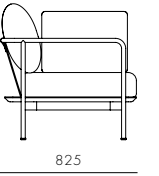
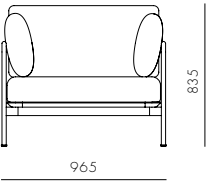
**DIMENSIONS**  
Φ650 x H450mm  
Φ900 x H350mm



Crawford Lounge Chair

**CODE & MATERIALS**  
CR-S111  
Veneer laminate base,  
Steel black powder coated frame,  
Upholstery

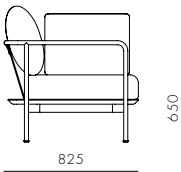
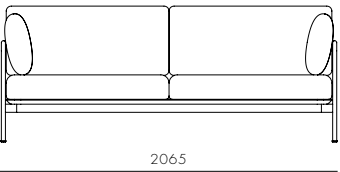
**DIMENSIONS**  
W965 x D825 x H835mm  
Seating height: 650mm



Crawford Sofa

**CODE & MATERIALS**  
CR-S421  
Veneer laminate base,  
Steel black powder coated frame,  
Upholstery

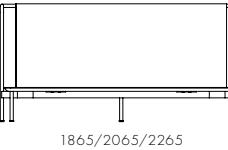
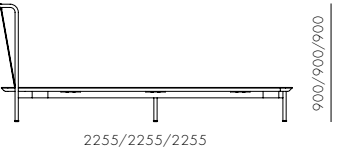
**DIMENSIONS**  
W2065 x D825 x H835mm  
Seating height: 650mm



Crawford Bed Double / Queen / King Size

**CODE & MATERIALS**  
CR-B110-D  
CR-B110-Q  
CR-B110-K  
Powder coated steel frame,  
Solid wood frame,  
Upholstered head board

**DIMENSIONS**  
W2255 x D1865 x H900mm  
W2255 x D2065 x H900mm  
W2255 x D2265 x H900mm





# Dawn

by Space Copenhagen

Dawn is a modern take on the classic bed with a headboard. With its soft curves and hidden functions, Dawn's clean, effortless look gives an air of contemporary and understated refinement to bedrooms to fit the demands of modern lifestyle.

The Dawn collection is beautifully detailed in a choice of woods, textile, leather and brass, adaptable and equally suitable to both residential and hospitality.

## Dawn Bed Double / Queen / King Size

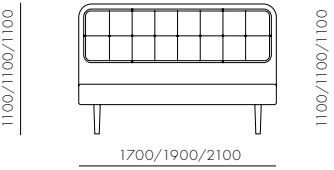



### CODE & MATERIALS

DA-B110-D  
DA-B110-Q  
DA-B110-K  
Solid wood and metal base,  
Solid wood with veneer laminate  
frame, Upholstery back

### DIMENSIONS

W2130 x D1700 x H1100mm  
W2130 x D1900 x H1100mm  
W2130 x D2100 x H1100mm



# Discipline

by Neri&Hu

The Discipline Sofa derives its name from the basic horizontal wooden plane that acts as a base for the four variations of soft cushion above. Supported by delicate metal legs, the platforms hover just above the ground and their simple geometry and carefully calibrated dimensions allow for a seamless aggregation of individual units. Variants of the sofa can be combined in infinite configurations for a wide variety of functions, from an intimate two-piece “L” to a 20m long bench, or even back-to-back as a feature object. Utilizing two distinct materials, there is a clear contrast between the heaviness of the marble base and the brass top which is perched precariously above. The delicate and precise lines, the slender proportions, and the elegant material choices make this side table very versatile all around.

## Discipline Sofa Corner L

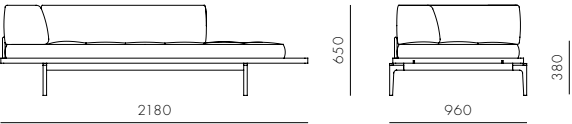


### CODE & MATERIALS

DS-S420-L  
Veneer laminate base, Stainless steel legs and brackets, Upholstery

### DIMENSIONS

W2180 x D960 x H650mm  
Seating height: 380mm



## Discipline Sofa Corner R

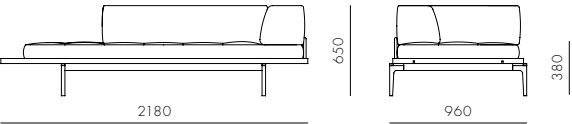


### CODE & MATERIALS

DS-S420-R  
Veneer laminate base, Stainless steel legs and brackets, Upholstery

### DIMENSIONS

W2180 x D960 x H650mm  
Seating height: 380mm



## Discipline Sofa Straight

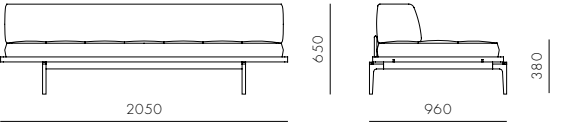


### CODE & MATERIALS

DS-S410  
Veneer laminate base, Stainless steel legs and brackets, Upholstery

### DIMENSIONS

W2050 x D960 x H650mm  
Seating height: 380mm



## Discipline Sofa Half Back L

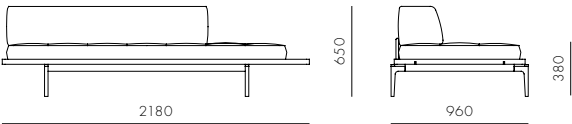


### CODE & MATERIALS

DS-S430-L  
Veneer laminate base, Stainless steel legs and brackets, Upholstery

### DIMENSIONS

W2180 x D960 x H650mm  
Seating height: 380mm



## Discipline Sofa Half Back R

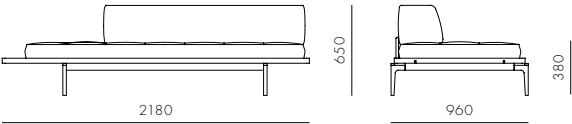


### CODE & MATERIALS

DS-S430-R  
Veneer laminate base, Stainless steel legs and brackets, Upholstery

### DIMENSIONS

W2180 x D960 x H650mm  
Seating height: 380mm









# Dowry

by Neri&Hu

Neri&Hu’s modern, clean-lined collection of cabinets is rooted in the tradition of the dowry, drawn from both Chinese culture and that of many others worldwide. Passed from one generation to the next at the moment of marriage, the dowry object is imbued with sentiment and history, embodying the potent nostalgia and symbolic value of a family heirloom.

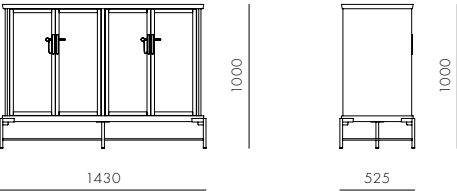
Crafted to include traditional detailing and joinery techniques, the wide metal base and wooden body of the cabinets and drawers can be customised in a wide variety of materials and finishes. This allows the collection to be tailor-made to suit any setting, or personalised so that any family can create their own heirloom furniture, to pass on through the generations to come.

## Dowry Cabinet I



**CODE & MATERIALS**  
DO-C110  
Solid wood with veneer panels,  
Stainless steel brass finish,  
Tempered glass

**DIMENSIONS**  
W1430 x D525 x H1000mm

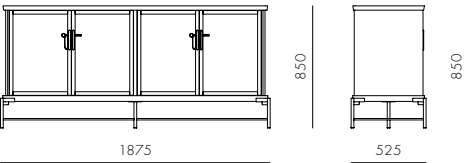


## Dowry Cabinet II



**CODE & MATERIALS**  
DO-C120  
Solid wood with veneer panels,  
Stainless steel brass finish,  
Tempered glass

**DIMENSIONS**  
W1875 x D525 x H850mm

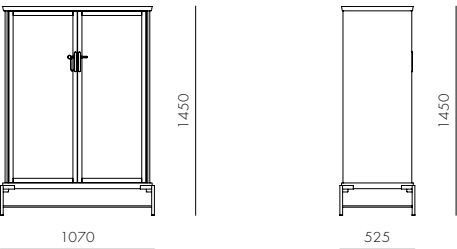


## Dowry Cabinet III



**CODE & MATERIALS**  
DO-C130  
Solid wood with veneer panels,  
Stainless steel brass finish,  
Tempered glass

**DIMENSIONS**  
W1070 x D525 x H1450mm









# Exchange

by Jun Aizaki - CRÈME

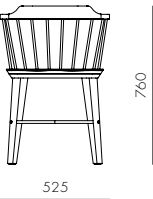
By exchanging the conventional wooden spindles and stretcher of the Windsor back with steel, CRÈME has produced a new chair that feels both contemporary and traditional at once. This exchange suggests the new life and design that can be breathed into used or well-worn objects and furnishings.

The new extended Exchange collection is timeless and modern, and includes a dining table, bench and an additional range of chairs.

## Exchange Dining Chair



**CODE & MATERIALS**  
EX-S211  
Solid wood frame,  
Blackened stainless steel



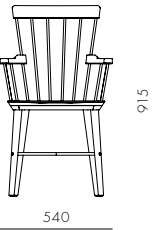
**DIMENSIONS**  
W525 x D505 x H760mm  
Seating height: 455mm



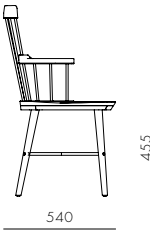
## Exchange HighBack Chair



**CODE & MATERIALS**  
EX-S231  
Solid wood frame,  
Blackened stainless steel



**DIMENSIONS**  
W540 x D540 x H915mm  
Seating height: 455mm



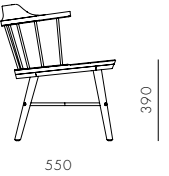
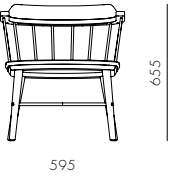




Exchange Lounge Chair

**CODE & MATERIALS**  
EX-S111  
Solid wood frame,  
Blackened stainless steel

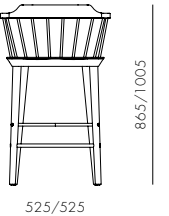
**DIMENSIONS**  
W595 x D550 x H655mm  
Seating height: 390mm



Exchange Bar Chair SH610 / 750

**CODE & MATERIALS**  
EX-S311- 610  
EX-S311-750  
Solid wood frame,  
Blackened stainless steel

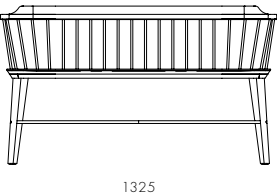
**DIMENSIONS**  
W525 x D505 x H865mm  
W525 x D505 x H1005mm  
Seating height: 610/750mm



Exchange Chair Two Seater

**CODE & MATERIALS**  
EX-S221  
Solid wood frame,  
Blackened stainless steel

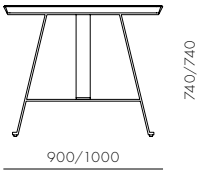
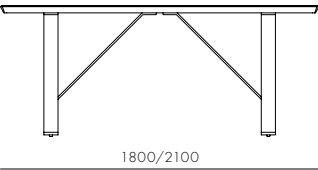
**DIMENSIONS**  
W1325 x D505 x H760mm  
Seating height: 455mm



Exchange Dining Table W1800 / 2100

**CODE & MATERIALS**  
EXT410-1800  
EXT410-2100  
Veneer laminate top,  
Blackened stainless steel

**DIMENSIONS**  
W1800 x D900 x H740mm  
W2100 x D1000 x H740mm









# Freja

by Space Copenhagen

Freja is a collection of stools and bench that comes out of a wish to create sculptural furniture with the soothing visual appeal of Scandinavian furniture making traditions and a Japanese mode of expression.

The archetypal furniture making principles of static and ornament converge to give Freja its elegant, yet simple character. Seen from different angles legs and aprons optically interweave to form a trellis, the seat floating lightly with either woven paper cord or leather as only decorative feature.

## Freja Bar Stool SH450 / 610 / 750 Leather Stripe Seat

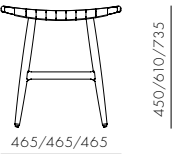


### CODE & MATERIALS

FE-S610-LS  
FE-S310-LS  
FE-S320-LS  
Solid wood frame, Leather seat

### DIMENSIONS

W465 x D345 x H470mm  
W465 x D345 x H630mm  
W465 x D345 x H750mm  
Seating height: 450/610/735mm



## Freja Bar Stool SH450 / 610 / 750 Leather Seat




### CODE & MATERIALS

FE-S610-LE  
FE-S310-LE  
FE-S320-LE  
Solid wood frame, Leather seat

### DIMENSIONS

W465 x D345 x H470mm  
W465 x D345 x H630mm  
W465 x D345 x H750mm  
Seating height: 450/610/735mm







**Freja Bar Stool SH450 / 610 / 750**  
**Paper Cord Seat**

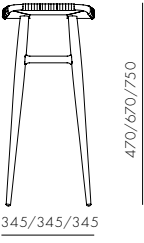


**CODE & MATERIALS**

FE-S610-PC  
FE-S310-PC  
FE-S320-PC  
Solid wood frame, Paper cord seat

**DIMENSIONS**

W465 x D345 x H470mm  
W465 x D345 x H630mm  
W465 x D345 x H750mm  
Seating height: 450/610/735mm



**Freja Bench Leather Stripe Seat**

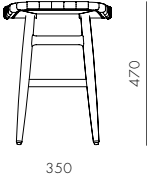
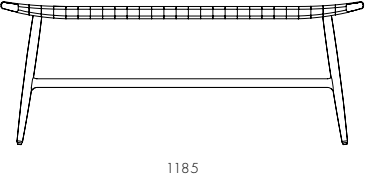


**CODE & MATERIALS**

FE-S620-LS  
Solid wood frame, Leather seat

**DIMENSIONS**

W1185 x D350 x H470mm  
Seating height: 450



**Freja Bench Leather Seat**

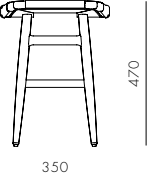



**CODE & MATERIALS**

FE-S620-LE  
Solid wood frame, Leather seat

**DIMENSIONS**

W1185 x D350 x H470mm  
Seating height: 450



**Freja Bench Paper Cord Seat**

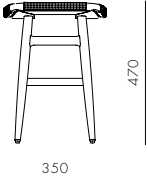
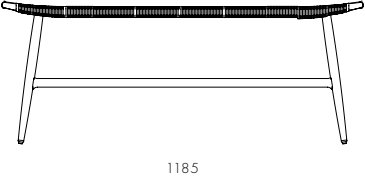


**CODE & MATERIALS**

FE-S620-PC  
Solid wood frame, Paper cord seat

**DIMENSIONS**

W1185 x D350 x H470mm  
Seating height: 450



# Infinity

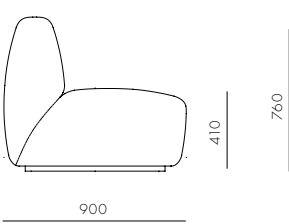
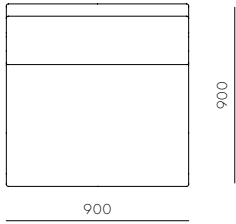
by Space Copenhagen

The modular sofa collection Infinity is about the purity of the shape and the softness of the curves. This sofa collection was designed to have a minimum of edges and almost invisible detailing and stitching - to underline its elegant, sculptural values and to secure ultimate comfort for the body. A sofa is often a dominant, defining object in a space. The design intention of the Infinity sofa is to radiate a calm, yet strong appearance. Through the choices of fabrics or leather, it can be personalised for different moods and environments - classically elegant while being lush and casual. The name Infinity also refers to the endless possibilities of combinations and variations of the continuous curves.

## Infinity Straight

**CODE & MATERIALS**  
IF-S410  
Solid wood and plywood frame, Upholstery

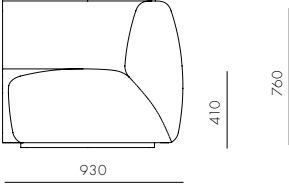
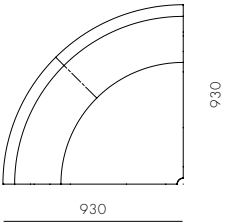
**DIMENSIONS**  
W900 x D900 x H760mm  
Seating height: 410mm



## Infinity Corner

**CODE & MATERIALS**  
IF-S420  
Solid wood and plywood frame, Upholstery

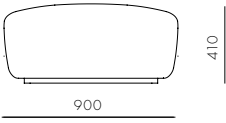
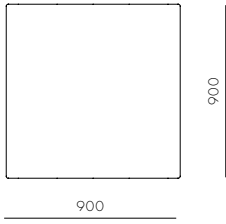
**DIMENSIONS**  
W930 x D930 x H760mm  
Seating height: 410mm



## Infinity Backless

**CODE & MATERIALS**  
IF-S430  
Solid wood and plywood frame, Upholstery

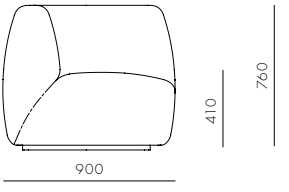
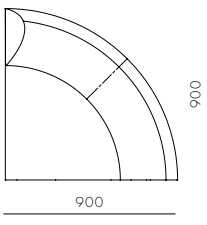
**DIMENSIONS**  
W900 x D900 x H410mm  
Seating height: 410mm



## Infinity End L

**CODE & MATERIALS**  
IF-S440-L  
Solid wood and plywood frame, Upholstery

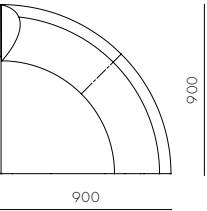
**DIMENSIONS**  
W900 x D900 x H760mm  
Seating height: 410mm



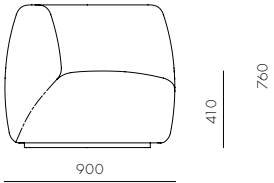
Infinity End R



**CODE & MATERIALS**  
IF-S440-R  
Solid wood and plywood  
frame, Upholstery



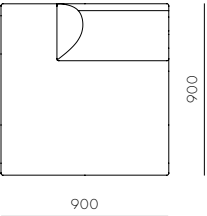
**DIMENSIONS**  
W900 x D900 x H760mm  
Seating height: 410mm



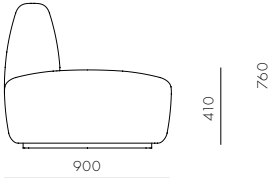
Infinity Arm L



**CODE & MATERIALS**  
IF-S450-L  
Solid wood and plywood  
frame, Upholstery



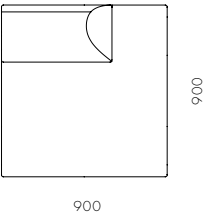
**DIMENSIONS**  
W900 x D900 x H760mm  
Seating height: 410mm



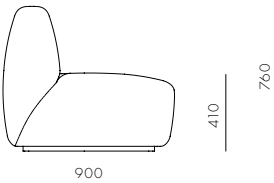
Infinity Arm R



**CODE & MATERIALS**  
IF-S450-R  
Solid wood and plywood  
frame, Upholstery



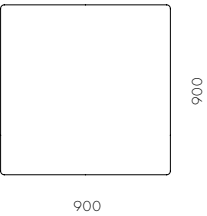
**DIMENSIONS**  
W900 x D900 x H760mm  
Seating height: 410mm



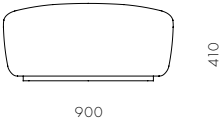
Infinity Ottoman



**CODE & MATERIALS**  
IF-S510  
Solid wood and plywood  
frame, Upholstery



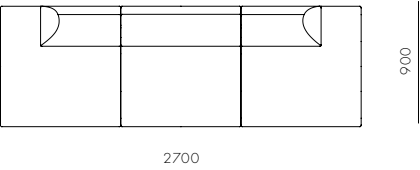
**DIMENSIONS**  
W900 x D900 x H410mm  
Seating height: 410mm



Infinity Option 1



**CODE & MATERIALS**  
Infinity Straight, Infinity Arm L/R

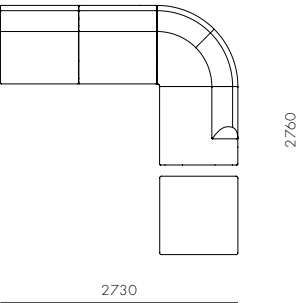


**DIMENSIONS**  
W2700 x D900mm

Infinity Option 2



**CODE & MATERIALS**  
Infinity Straight x 2, Infinity Corner,  
Infinity Arm L, Infinity Ottoman

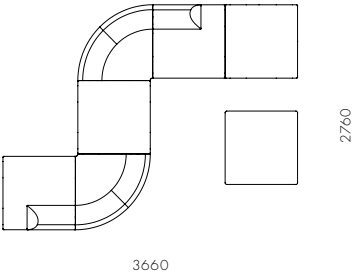


**DIMENSIONS**  
W2730 x D2760mm

Infinity Option 3



**CODE & MATERIALS**  
Infinity Corner x 2,Infinity  
Arm R x 2,Infinity Backless  
x 2, Infinity Ottoman

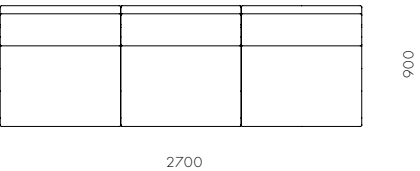


**DIMENSIONS**  
W3660 x D2760mm

Infinity Option 4



**CODE & MATERIALS**  
Infinity Straight x 3



**DIMENSIONS**  
W2700 x D900mm





Infinity Option 5

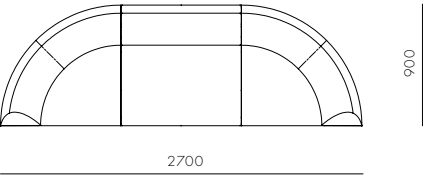


CODE & MATERIALS

Infinity Straight,  
Infinity End L / R

DIMENSIONS

W2700 x D900mm



Infinity Option 6

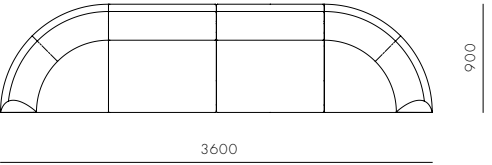


CODE & MATERIALS

Infinity Straight x 2,  
Infinity End L / R

DIMENSIONS

W3600 x D900mm



Infinity Option 7

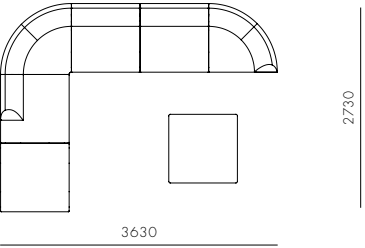


CODE & MATERIALS

Infinity Straight x2, Infinity Corner,  
Infinity End R.Infinity Arm L, Infinity  
Backless, Infinity Ottoman

DIMENSIONS

W3630 x D2730mm



# Industry

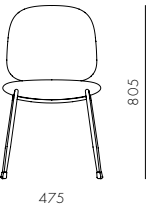
by Neri&Hu

Following the Utility series, Industry is a collection that is both easy to use and utilitarian in essence. Designed with simple and modern lines, it is clean and industrial in style, with comfortable seating, and stackable chairs. The collection can be used in every space, both for function and visual interest.

## Industry Dining Chair



**CODE & MATERIALS**  
IN-S210  
Steel frame, Polypropylene seat and back, Upholstery



**DIMENSIONS**  
W475 x D555 x H805mm  
Seating height: 460mm



## Industry Dining Armchair



**CODE & MATERIALS**  
IN-S211  
Steel frame, Polypropylene seat and back, Upholstery



**DIMENSIONS**  
W525 x D555 x H805mm  
Seating height: 460mm



## Industry Lounge Chair



**CODE & MATERIALS**  
IN-S111  
Steel frame, Polypropylene seat and back, Upholstery



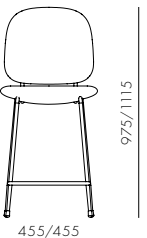
**DIMENSIONS**  
W575 x D695 x H795mm  
Seating height: 450mm



## Industry Bar Chair SH610 / SH750



**CODE & MATERIALS**  
IN-S310-610  
IN-S310-750  
Steel frame, Polypropylene seat and back, Upholstery



**DIMENSIONS**  
W455 x D540 x H975mm  
W455 x D535 x H1115mm  
Seating height: 610/750mm







# James

by Yabu Pushelberg

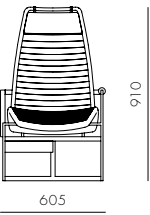
The James collection is an understated exploration of modern masculinity – at once bold and defined, but also light and elegant. The range includes a chaise, stool and bar trolley, each one meticulously proportioned and ergonomically shaped.

All pieces have been designed to turn negative space into an aesthetic feature, making use of floating planes and wireframes to lend them an air of sleekness and simplicity. Full of subtle details and stowaway compartments, James is subtly inspired by the world of performance cars. The automotive references are also echoed in the materials: warm and tactile black metal, walnut wood and sable-tone matte leather.

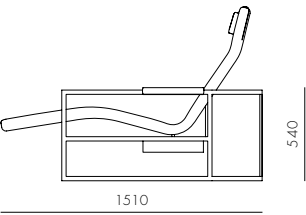
## James Chaise



**CODE & MATERIALS**  
JA-S111  
Powder coated stainless steel frame, Leather upholstery, Solid walnut



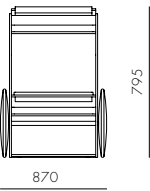
**DIMENSIONS**  
W605 x D1510 x H910mm



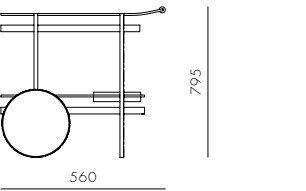
## James Bar Cart



**CODE & MATERIALS**  
JA-CA110  
Powder coated stainless steel frame, Leather upholstery, Solid walnut



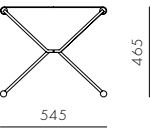
**DIMENSIONS**  
W870 x D560 x H795mm



## James Stool



**CODE & MATERIALS**  
JA-S610  
Powder coated stainless steel frame, Leather upholstery, Solid walnut



**DIMENSIONS**  
W545 x D445 x H465mm  
Seating height: 465mm







# Kite

by Nendo

An armchair designed for common spaces in offices and hotels. There are numerous armchairs and sofas for lobbies and lounges, but those for narrow spaces such as corridors, elevator lobbies, and entrances are difficult to find. Therefore, a compact chair was devised to fit in those niches, for passersby to rest in for a spell or in which to have casual conversation. Attempts to make an armchair small normally leads one to think of gradual elimination of the backrest to create a bench-like furniture piece. But casting the backrest as the star to which the seat is adjoined yields a design less about sitting and more about leaning against a grand backrest. Such a design takes up minimal space while offering to the chair's occupant a bit of calm and security. The backrest and seat are independent parts, with shallow and deep seats and lower and taller backs available for use in combination according to the size of the space and degree of privacy desired.

## Kite Highback Chair-Narrow

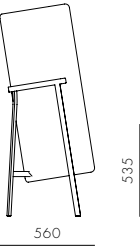
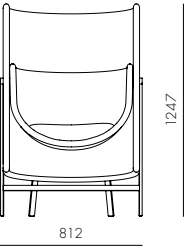


### CODE & MATERIALS

KT-S120-N  
Powder coated steel frame,  
Upholstered shell

### DIMENSIONS

W812 x D560 x H1247mm  
Seating height: 535mm



## Kite Highback Chair-Deep

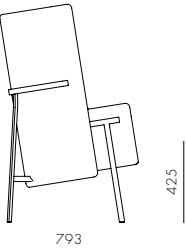
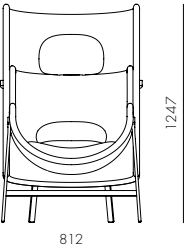


### CODE & MATERIALS

KT-S120-D  
Powder coated steel frame,  
Upholstered shell

### DIMENSIONS

W812 x D793 x H1247mm  
Seating height: 425mm



## Kite Lounge Chair-Narrow

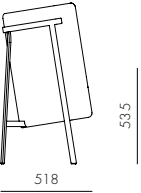
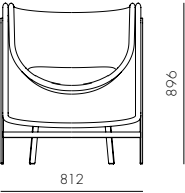


### CODE & MATERIALS

KT-S110-N  
Powder coated steel frame,  
Upholstered shell

### DIMENSIONS

W812 x D518 x H896mm  
Seating height: 535mm



## Kite Lounge Chair-Deep

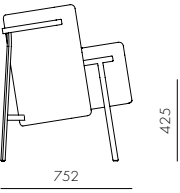
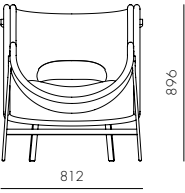


### CODE & MATERIALS

KT-S110-D  
Powder coated steel  
frame, Upholstered shell

### DIMENSIONS

W812 x D752 x H896mm  
Seating height: 425mm









# Lunar

by Space Copenhagen

In the Lunar Collection, contemporary Nordic simplicity meets ancient Chinese legend. It takes its inspiration from Chang'e, the goddess of the moon, said to arise in the West and reside in her lunar palace 'Guanghan', which means 'wild coldness'.

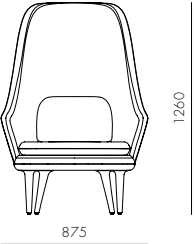
The collection is at once fresh, cool and comfortingly timeless. Like its celestial namesake, it is infused with the energy of Yin, the female principle in Yin and Yang.

## Lunar Highback Chair



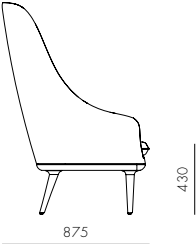
### CODE & MATERIALS

LN-S121  
Solid wood legs,  
Upholstered moulded foam frame,  
Upholstered cushion



### DIMENSIONS

W875 x D875 x H1260mm  
Seating height: 430mm

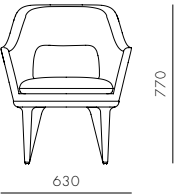


## Lunar Lounge Chair Small



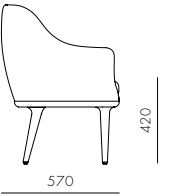
### CODE & MATERIALS

LN-S121-S  
Solid wood legs,  
Upholstered moulded foam frame,  
Upholstered cushion



### DIMENSIONS

W630 x D570 x H770mm  
Seating height: 420mm





Lunar Lounge Chair Large

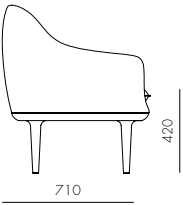
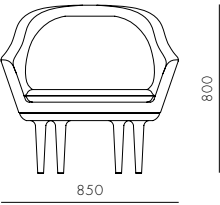


CODE & MATERIALS

LN-S111-L  
Solid wood legs,  
Upholstered moulded foam frame,  
Upholstered cushion

DIMENSIONS

W850 x D710 x H800mm  
Seating height: 420mm



Lunar Side Table

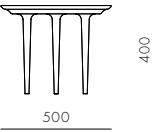
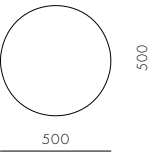


CODE & MATERIALS

LN-T110-500  
Solid wood legs,  
Veneer laminate top

DIMENSIONS

Φ500 x H400mm



Lunar Dining Chair Small


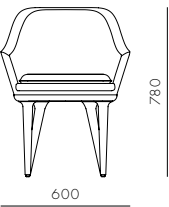


CODE & MATERIALS

LN-S211-S  
Solid wood legs,  
Upholstered moulded foam frame,  
Upholstered cushionl

DIMENSIONS

W600 x D510 x H780mm  
Seating height: 470mm



Lunar Coffee Table W1200

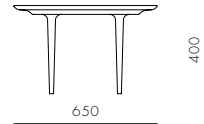


CODE & MATERIALS

LN-T210-1200  
Solid wood legs,  
Veneer laminate top

DIMENSIONS

W1200 x D650 x H400mm



Lunar Dining Chair Large

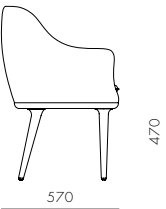
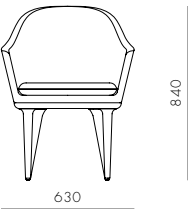


CODE & MATERIALS

LN-S211-L  
Solid wood legs,  
Upholstered moulded foam frame,  
Upholstered cushion

DIMENSIONS

W630 x D570 x H840mm  
Seating height: 470mm



Lunar Coffee Table S800

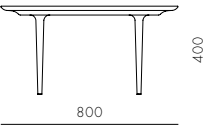
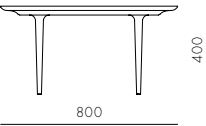


CODE & MATERIALS

LN-T220-800  
Solid wood legs,  
Veneer laminate top

DIMENSIONS

W800 x D800 x H400mm



Lunar Bar Chair SH750

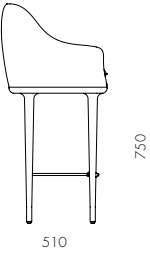
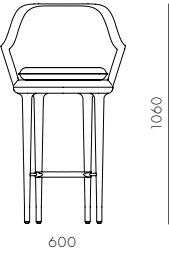


CODE & MATERIALS

LN-S311-750  
Solid wood legs,  
Upholstered moulded foam frame,  
Upholstered cushion

DIMENSIONS

W600 x D510 x H1060mm  
Seating height: 750mm



Lunar Dining Table  
W1600 / W1800 / W2100 / W2400

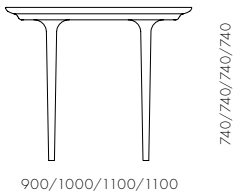
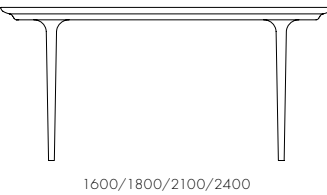


CODE & MATERIALS

LN-T410-1600/1800/2100/2400  
Solid wood legs,  
Veneer laminate top

DIMENSIONS

W1600 x D900 x H740mm  
W1800 x D1000 x H740mm  
W2100 x D1100 x H740mm  
W2400 x D1100 x H740mm







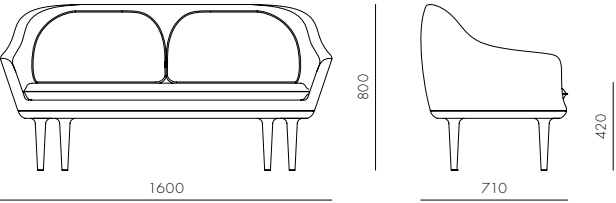
Lunar Sofa

CODE & MATERIALS

IN-S411  
Solid wood legs,  
Upholstered moulded foam frame,  
Upholstered cushion

DIMENSIONS

W1600 x D710 x H800mm  
Seating height: 420mm





# Ming

by Neri&Hu

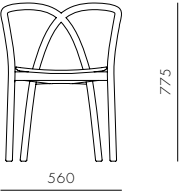
Drawing on the past to inspire the present, Ming revisits the historic decorative arts of China to create a crisp and contemporary furniture style. Chinese design duo Rossana Hu and Lyndon Neri have looked to their Asian heritage, mixing ornamental motifs with modern Western functionality. The result is a series of intricate wooden stacking chairs and aluminium tables that work effectively as solo pieces, as well as a family grouping.

## Ming Aluminium Chair



**CODE & MATERIALS**  
MI-S221  
Aluminium,  
Available in black/grey/white

**DIMENSIONS**  
W560 x D570 x H775mm  
Seating height: 455mm

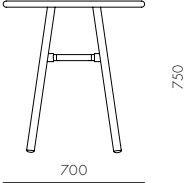
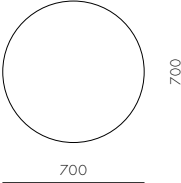


## Ming Aluminium Café Table



**CODE & MATERIALS**  
MI-T310  
Aluminium,  
Available in black/grey/white

**DIMENSIONS**  
Φ700 x H750mm

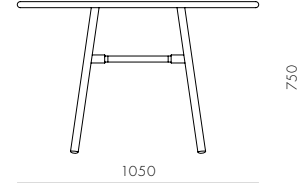
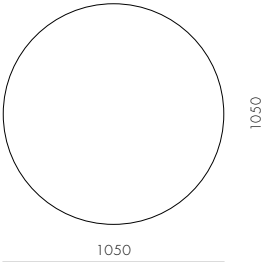


## Ming Aluminium Dining Table



**CODE & MATERIALS**  
MI-T410  
Aluminium,  
Available in black/grey/white

**DIMENSIONS**  
Φ1050 x H750mm







# ORI

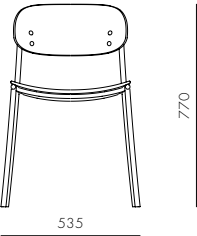
by Hallgeir Homstvedt

True to the Stellar Works mindset, the Ori chair is a gentle mix of Nordic and Asian influences. The softly shaped outline of the chair is only interrupted by the sharp fold in the seat and backrest, marking the zones that are in contact with the body. The slender frame is inspired by the type of bamboo scaffolding that is just tied together, commonly used in Asia (Hong Kong). Similarly the frame of the chair is composed of gently curved segments of tube that just kiss each other at the point where they overlap, creating a light and organic structure. The Ori chair is designed for the places where people gather to enjoy a meal and interact, whether at home or in public spaces. Ori comes with or without an armrest and stacks well for easy storage.

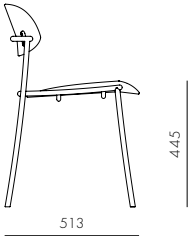
## Ori Dining Chair



**CODE & MATERIALS**  
ORS210  
Powder coated steel frame,  
Veneer laminate seat and back



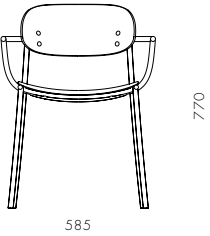
**DIMENSIONS**  
W535 x D513 x H770mm  
Seating height: 445mm



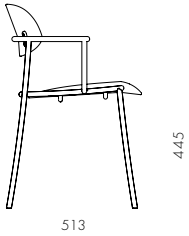
## Ori Dining Armchair



**CODE & MATERIALS**  
ORS211  
Powder coated steel frame,  
Veneer laminate seat and back



**DIMENSIONS**  
W585 x D513 x H770mm  
Seating height: 445mm



# QT/Chillax

by Nic Graham

Initially developed for Australia’s pioneering QT Hotels brand, the QT collection is Nic Graham’s modern-day tribute to the mid-century movement. Drawing out retro details with a light touch, while allowing natural materials and traditional craftsmanship to take centre stage, the range communicates quality without compromising its casual appeal.

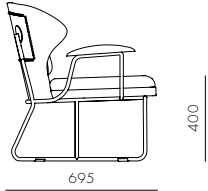
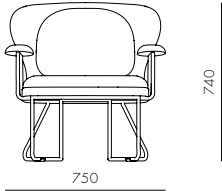
The QT collection and its slender, contoured counterpart Chillax make warm and welcoming additions to any contemporary interior, embodying the laidback, relaxed spirit of modern Australian life, with a wink to the pragmatism of mid-century Scandinavian design.

## Chillax Lounge Chair



**CODE & MATERIALS**  
CH-S131  
Powder coated steel frame,  
Brass plated stainless steel,  
Solid wood armrest, Upholstery

**DIMENSIONS**  
W750 x D695 x H740mm  
Seating height: 400mm

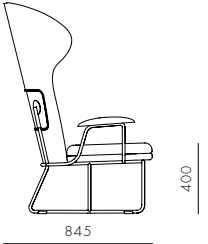
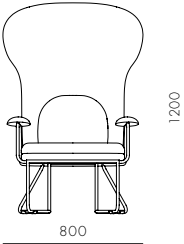


## Chillax Highback Chair



**CODE & MATERIALS**  
CH-S141  
Powder coated steel frame,  
Brass plated stainless steel,  
Solid wood armrest, Upholstery

**DIMENSIONS**  
W800 x D845 x H1200mm  
Seating height: 400mm

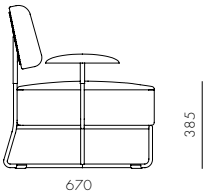
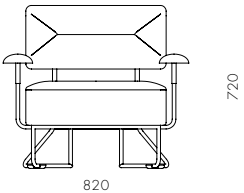


## QT Chair



**CODE & MATERIALS**  
QT-S121  
Powder coated steel frame,  
Brass plated stainless steel,  
Solid wood armrest, Upholstery

**DIMENSIONS**  
W820 x D670 x H720mm  
Seating height: 385mm

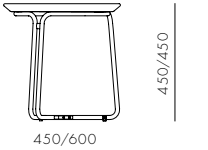


## QT Coffee Table C450/C600



**CODE & MATERIALS**  
QT-T210-450  
QT-T210-600  
Veneer laminate top, Powder  
coated steel base, Brass plated  
stainless steel connectors

**DIMENSIONS**  
Φ450 x H450mm  
Φ600 x H450mm





# Rén

by Space Copenhagen

Rén was born of the desire to create a series of pieces in the Danish Modern tradition – high quality, thoughtfully crafted design that balances function with form and is accessible to all.

Fashioned from stained ash, Rén’s tables and chairs take this distinctly Nordic philosophy and incorporate craft techniques and aesthetic detail from the design traditions of Japan and China, resulting in a collection that, although inspired by a particular place and time, is both international and ageless in its scope.

## Rén Dining Chair

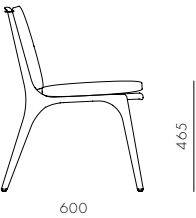
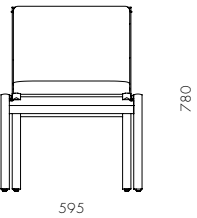


### CODE & MATERIALS

RN-S210  
Solid wood legs, Veneer laminate frame, Upholstered cushion, Down filling, Brass plated stainless steel

### DIMENSIONS

W595 x D600 x H780mm  
Seating height: 465mm



## Rén Dining Armchair

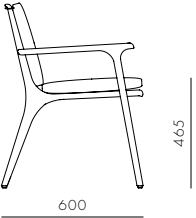
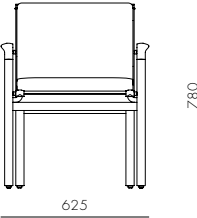


### CODE & MATERIALS

RN-S211  
Solid wood legs, Veneer laminate frame, Upholstered cushion, Down filling, Brass plated stainless steel

### DIMENSIONS

W625 x D600 x H780mm  
Seating height: 465mm

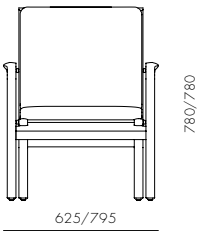


Rén Lounge Chair Small / Large



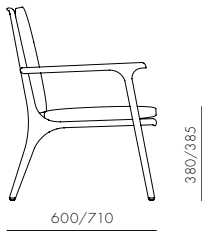
CODE & MATERIALS

RN-S111-S  
RN-S111-L  
Solid wood legs, Veneer laminate frame, Upholstered cushion, Down filling, Brass plated stainless steel



DIMENSIONS

W625 x D600 x H780mm  
W795 x D710 x H780mm  
Seating height: 380/385mm

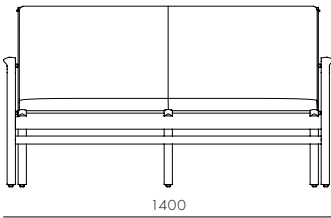


Rén Lounge Chair Two Seater



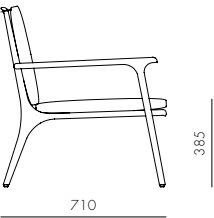
CODE & MATERIALS

RN-S121  
Solid wood legs, Veneer laminate frame, Upholstered cushion, Down filling, Brass plated stainless steel



DIMENSIONS

W1400 x D710 x H780mm  
Seating height: 385mm



Rén Dining Table W1800 / W2100 / W2600



CODE & MATERIALS

RN-T411-1800  
RN-T411-2100  
RN-T411-2600  
Solid wood legs, Veneer laminate top, Brass plated stainless steel



DIMENSIONS

W1800 x D1000 x H730mm  
W2100 x D1100 x H730mm  
W2600 x D1100 x H730mm



Rén Conference Table



CODE & MATERIALS

RN-T610-3500  
Solid wood legs, Veneer laminate top, Brass plated stainless steel



DIMENSIONS

W3500 x D1100 x H730mm

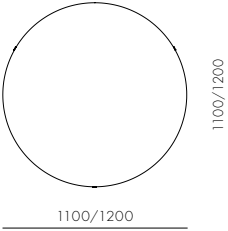


Rén Dining Table C1100 / C1200



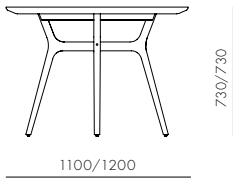
CODE & MATERIALS

RN-T420-1100  
RN-T420-1200  
Solid wood legs, Veneer laminate top, Brass plated stainless steel



DIMENSIONS

Φ1100 x H730mm  
Φ1200 x H730mm

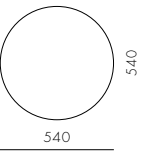


Rén Coffee Table



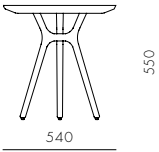
CODE & MATERIALS

RN-T210-540  
Solid wood legs, Veneer laminate top, Brass plated stainless steel



DIMENSIONS

Φ540 x H550mm

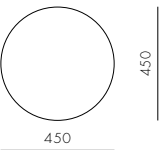


Rén Side Table



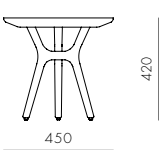
CODE & MATERIALS

RN-T110-450  
Solid wood legs, Veneer laminate top, Brass plated stainless steel



DIMENSIONS

Φ450 x H420mm





# Risom

by Jens Risom

Stellar Works is reissuing the C140 in its original caned back version, which has an upholstered back. The chairs come in a choice of Oak or Walnut. For the upholstery, Stellar works have selected Hallingdal 65 from Kvadrat, designed by mid-century Danish designer iconic Nanna Ditzel, in a choice of 457 (yellow), 547 (orange) 850 (blue).

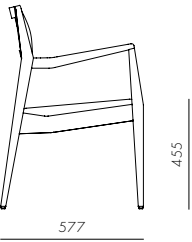
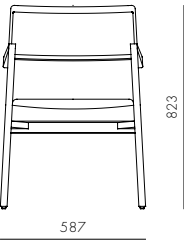
The Iconic C140 chair was used in the White House under President Lyndon B. Johnson’s administration and Johnson was photographed sitting in it signing the Civil Rights Act in 1964 and the Highway. Beautification Act in 1965.

## Risom C142 / C143 Chair (1955)



**CODE & MATERIALS**  
RI-S211-UP  
RI-S210-UP  
Solid wood frame, Upholstery

**DIMENSIONS**  
W587 x D577 x H823mm  
W587 x D577 x H823mm  
Seating height: 455mm

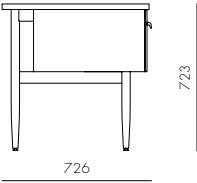
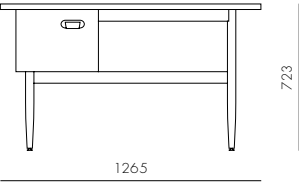


## Risom Desk



**CODE & MATERIALS**  
RI-T710  
Solid wood legs and drawers,  
Veneer laminate top

**DIMENSIONS**  
W1265 x D726 x H 723mm

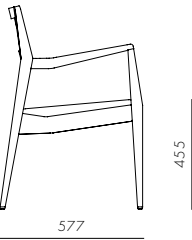
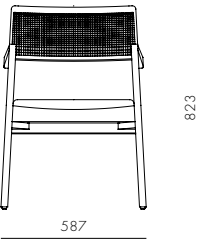


## Risom C140 Chair (1955)



**CODE & MATERIALS**  
RI-S211-CA  
Solid wood frame,  
Upholstery and cane

**DIMENSIONS**  
W587 x D577 x H823mm  
Seating height: 455mm

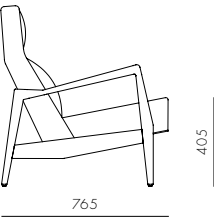
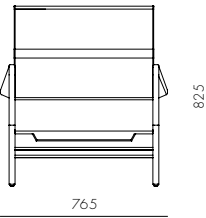


## Risom Lounge Chair



**CODE & MATERIALS**  
RI-S111  
Solid wood frame, Upholstery

**DIMENSIONS**  
W765 x D765 x H825mm  
Seating height: 405mm

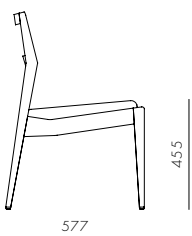
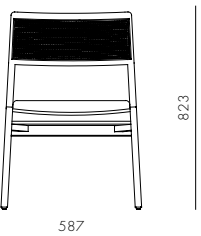


## Risom C141 Chair (1955)



**CODE & MATERIALS**  
RI-S210-CA  
Solid wood frame,  
Upholstery and cane

**DIMENSIONS**  
W587 x D577 x H823mm  
Seating height: 455mm

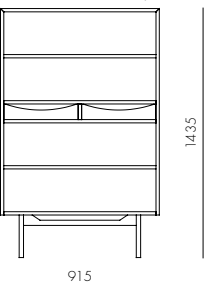


## Risom Shelves



**CODE & MATERIALS**  
RI-SF110  
Solid wood legs,  
Veneer laminate panels

**DIMENSIONS**  
W915 x D320 x H1435mm









# Seiton

by OEO Studio

Seiton is a coherent modular storage system designed for the home, the office and for hospitality. The system is flexible and modular allowing the user to create unique solutions.

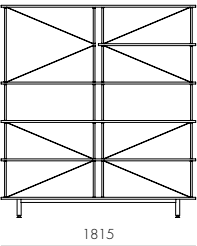
Seiton is designed for function and flexibility without losing focus on aesthetics. The design is grand in style and appearance. The system can be configured in multiple ways - against a wall or freestanding as a room divider. Seiton comes as flat-pack and is easy to assemble. Key design elements of Seiton are functionality, contrast, materiality, refinement and detail. The design is solid and light in appearance and plays with positive and negative space. The system is focused on high quality and attention to detail.

## Seiton Shelf High I



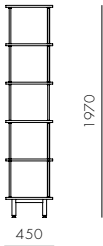
### CODE & MATERIALS

SE-SF110  
Powder coated steel frame,  
Veneer laminate shelves



### DIMENSIONS

W1815 x D450 x H1970mm

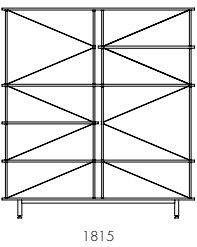


## Seiton Shelf High II



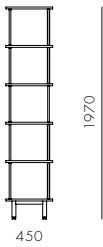
### CODE & MATERIALS

SE-SF120  
Powder coated steel frame,  
Veneer laminate shelves



### DIMENSIONS

W1815 x D450 x H1970mm



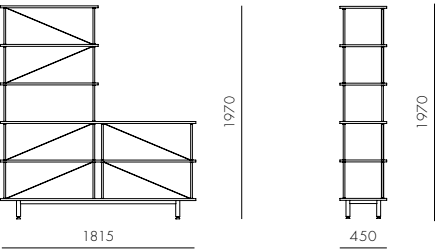


### Seiton Shelf Low I



**CODE & MATERIALS**  
SE-SF130  
Powder coated steel frame,  
Veneer laminate shelves

**DIMENSIONS**  
W1815 x D450 x H1970mm

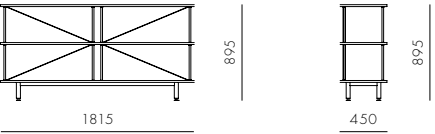


### Seiton Shelf Low II



**CODE & MATERIALS**  
SE-SF140  
Powder coated steel frame,  
Veneer laminate shelves

**DIMENSIONS**  
W1815 x D450 x H895mm

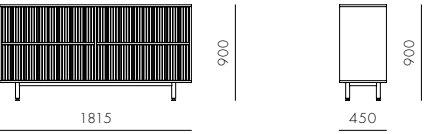


### Seiton Cabinet High



**CODE & MATERIALS**  
SE-C110-H  
Solid wood with veneer laminate  
panels, Powder coated steel frame

**DIMENSIONS**  
W1815 x D450 x H900mm



### Seiton Cabinet Low



**CODE & MATERIALS**  
SE-C110-L  
Solid wood with veneer laminate  
panels, Powder coated steel frame

**DIMENSIONS**  
W1815 x D450 x H540mm





# Slow

by Space Copenhagen

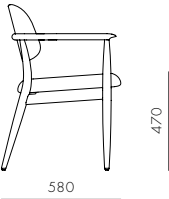
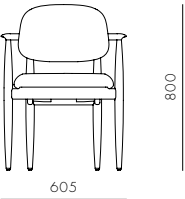
A nod to the pared-back aesthetic and relationship between hailed principles in Japanese and Scandinavian furniture making, the Slow collection consists of beautifully upholstered wooden furniture that explores the beauty of narrow, yet softly curved silhouettes. Crafted from quality solid woods, all items feature narrow legs that elevate and support, while seating features thick leather to maximize comfort. Decoration is kept to a minimum to enhance that sense of detail and shape.

## Slow Dining Chair



**CODE & MATERIALS**  
SL-S211  
Solid wood frame, Upholstery

**DIMENSIONS**  
W605 x D580 x H800mm  
Seating height: 470mm

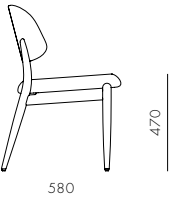
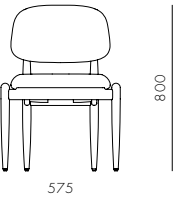


## Slow Side Chair



**CODE & MATERIALS**  
SL-S210  
Solid wood frame, Upholstery

**DIMENSIONS**  
W575 x D580 x H800mm  
Seating height: 470mm

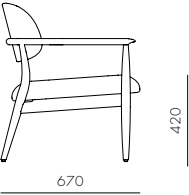
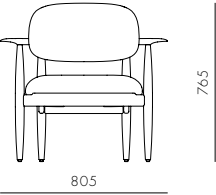




Slow Lounge Chair

**CODE & MATERIALS**  
SL-S111  
Solid wood frame, Upholstery

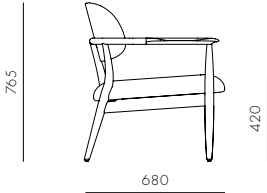
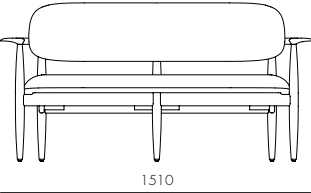
**DIMENSIONS**  
W805 x D670 x H765mm  
Seating height: 420mm



Slow Lounge Chair Two Seater

**CODE & MATERIALS**  
SL-S121  
Solid wood frame, Upholstery

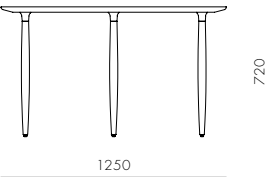
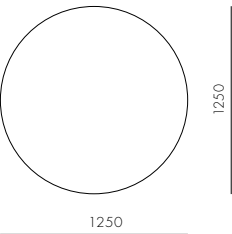
**DIMENSIONS**  
W1510 x D680 x H765mm  
Seating height: 420mm



Slow Dining Table

**CODE & MATERIALS**  
SL-T410-1250  
Solid wood legs, Veneer laminate top, Bronze finished stainless steel

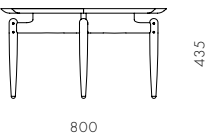
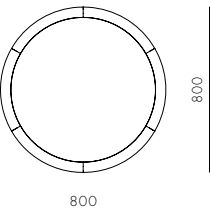
**DIMENSIONS**  
Φ1250 x H720mm



Slow Coffee Table

**CODE & MATERIALS**  
SL-T210-800  
Solid wood frame, Veneer laminate top

**DIMENSIONS**  
Φ800 x H435mm





Slow Oval Coffee Table

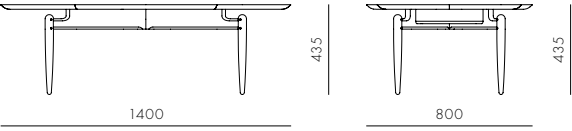


CODE & MATERIALS

SL-T220  
Solid wood frame,  
Veneer laminate top

DIMENSIONS

W1400 x D800 x H435mm



Slow Shelf 3

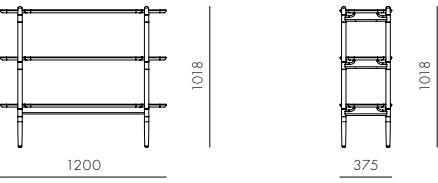


CODE & MATERIALS

SL-SF110-3  
Solid wood frame, Veneer  
laminate shelves, Bronze  
finished stainless steel

DIMENSIONS

W1200 x D375 x H1018mm



Slow Folding Tray Table



CODE & MATERIALS

SL-T230  
Solid wood frame, Veneer laminate  
top, Bronze finished stainless steel

DIMENSIONS

Φ590 x H570mm



Slow Shelf 2

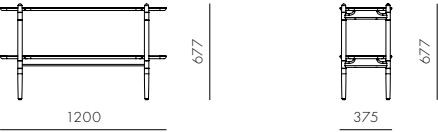


CODE & MATERIALS

SL-SF110-2  
Solid wood frame, Veneer  
laminate shelves, Bronze  
finished stainless steel

DIMENSIONS

W1200 x D375 x H677mm



Slow Shelf 5

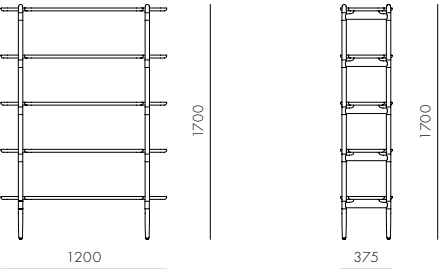


CODE & MATERIALS

SL-SF110-5  
Solid wood frame, Veneer laminate  
shelves, Bronze finished stainless steel

DIMENSIONS

W1200 x D375 x H1700mm



Slow Shelf 4

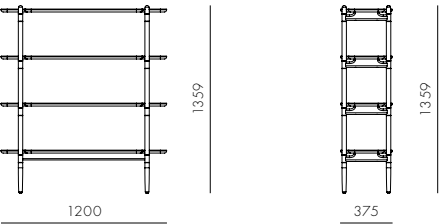


CODE & MATERIALS

SL-SF110-4  
Solid wood frame, Veneer  
laminate shelves, Bronze  
finished stainless steel

DIMENSIONS

W1200 x D375 x H1359mm









# Stack

by Neri&Hu

The Stack Chair is a lightweight, stackable, multi-purpose chair suitable for many different spaces and occasions. Unlike standard chairs where the frame acts only as a supporting element for the seat and back, the thin tubular steel frame of the Stack Chair follows the entire silhouette of the chair. The continuous lines of the chair give a strong graphic character to it, while maintaining softness and comfort, due to the three-dimensional steel bending technique used.



## Stack Dining Chair

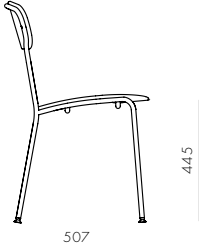
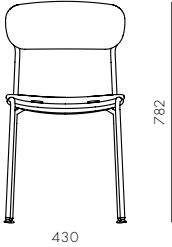


### CODE & MATERIALS

ST-S210  
Powder coated steel frame,  
Veneer laminate seat and back

### DIMENSIONS

W430 x D507 x H782mm  
Seating height: 445mm



# SW

by OEO Studio

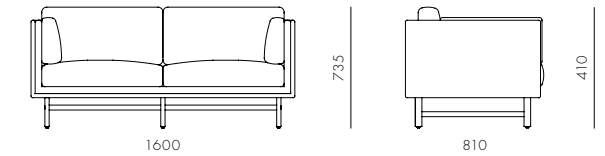
OEO Studio's SW furniture series draws on the simple, functional forms championed by the early 20th-century Bauhaus movement to develop a collection of seating that is comfortable, elegant and contemporary. Created using solid walnut or ash, and upholstered in leather or fabric, the SW collection has been designed to bring clean-lined refinement to both homes and hospitality settings, demonstrating a purity of style through detail-focused craftsmanship, a soft, warming colour palette and high-quality materials.

## SW Sofa Two Seater



**CODE & MATERIALS**  
SW-S411  
Solid wood base, Upholstery

**DIMENSIONS**  
W1600 x D810 x H735mm  
Seating height: 410mm




## SW Sofa Three Seater



**CODE & MATERIALS**  
SW-S421  
Solid wood base, Upholstery

**DIMENSIONS**  
W2305 x D810 x H735mm  
Seating height: 410mm


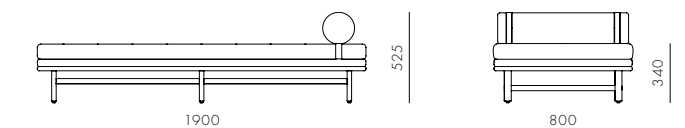


## SW Daybed



**CODE & MATERIALS**  
SW-B110  
Solid wood base, Upholstery

**DIMENSIONS**  
W1900 x D800 x H525mm  
Seating height: 340mm





# Taylor

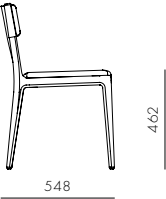
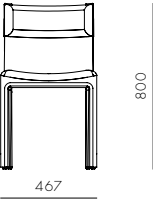
by YabuPushenlberg

Modernity reigns in the Taylor Collection. Beginning with a sleekly profiled wood frame that cradles sporty upholstery on the seat and back, this chameleon-like chair effortlessly evolved into sofas and tables to round out the collection. Taylor's unwillingness to conform to a specific genre, sits well in any style of interior.

## Taylor Dining Chair

**CODE & MATERIALS**  
TA-S210  
Solid wood frame, Upholstery

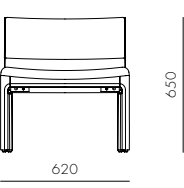
**DIMENSIONS**  
W467 x D548 x H800mm  
Seating high:462mm



## Taylor Lounge Chair

**CODE & MATERIALS**  
TA-S112  
Solid wood frame, Upholstery

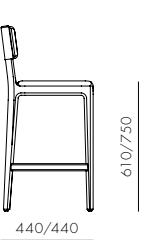
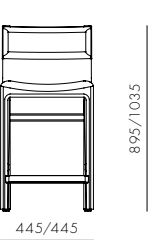
**DIMENSIONS**  
W620 x D630 x H650mm  
Seating height: 395mm



## Taylor Bar Chair SH610 / SH750

**CODE & MATERIALS**  
TA-S310-610  
TA-S310-750  
Solid wood frame, Upholstery

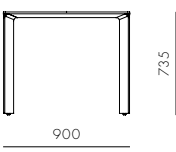
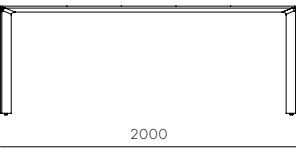
**DIMENSIONS**  
W445 x D440 x H895mm  
W445 x D440 x H1035mm  
Seating high:610/750mm



## Taylor Dining Table

**CODE & MATERIALS**  
TA-T410  
Metal frame, Solid wood legs,  
Veneer laminate top

**DIMENSIONS**  
W2000 x D900 x H735mm



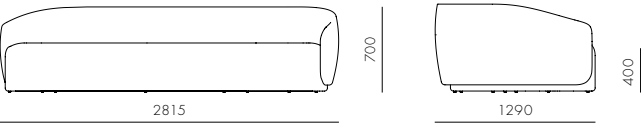




Taylor Sofa

**CODE & MATERIALS**  
TA-S420  
Solid wood plywood frame,  
Upholstery

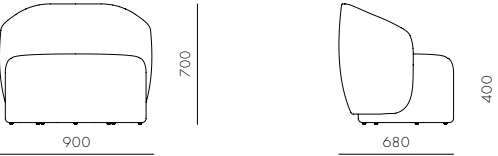
**DIMENSIONS**  
W2815 x D1290 x H700mm  
Seating high:400mm



Taylor Sofa One Seater

**CODE & MATERIALS**  
TA-S410  
Solid wood plywood frame,  
Upholstery

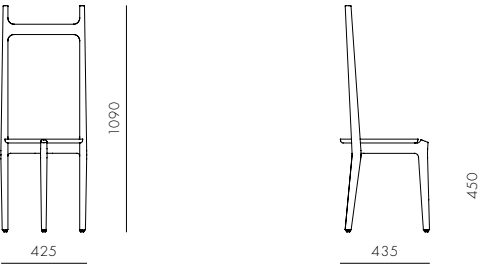
**DIMENSIONS**  
W900 x D680 x H700mm  
Seating high:400mm



Taylor Valet

**CODE & MATERIALS**  
TA-V110  
Solid wood frame,  
Veneer laminate top

**DIMENSIONS**  
W425 x D435 x H1090mm





# Utility

by Neri&Hu

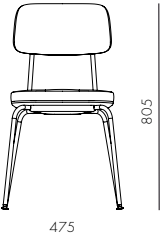
This durable seating series combines comfort with practicality and a highly sophisticated take on the enduringly popular industrial aesthetic.

Incorporating a range of lounge chairs, barstools and stools, the Utility collection is (as its name suggests) utilitarian in its references, while also featuring a palette of old-world and luxurious materials. The end result is a set of elegant and versatile pieces that fit seamlessly and gracefully into any environment, from high-end hospitality to residential projects.

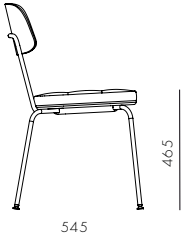
## Utility Stacking Chair U



**CODE & MATERIALS**  
UT-S230-UP  
Steel brass powder coated frame,  
Upholstered seat and back



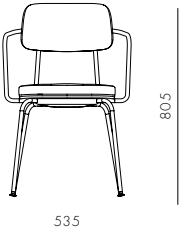
**DIMENSIONS**  
W475 x D545 x H805mm  
Seating height: 465mm




## Utility Stacking Armchair U



**CODE & MATERIALS**  
UT-S231-UP  
Steel brass powder coated frame,  
Upholstered seat and back



**DIMENSIONS**  
W535 x D545 x H805mm  
Seating height: 465mm





Utility Chair U

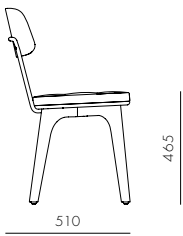
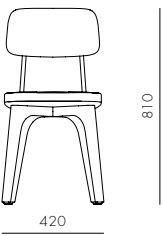


CODE & MATERIALS

UT-S210-UP  
Solid wood legs,  
Steel brass powder coated flame,  
Upholstered seat and back

DIMENSIONS

W420 x D510 x H810mm  
Seating height: 465mm



Utility Highback Chair

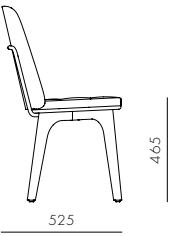
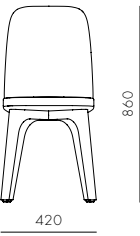


CODE & MATERIALS

UT-S220  
Solid wood legs,  
Steel brass powder coated flame,  
Upholstered seat and back

DIMENSIONS

W420 x D525 x H860mm  
Seating height: 465mm



Utility Armchair U

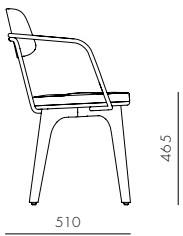
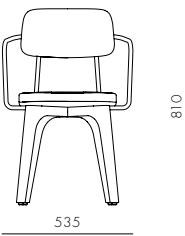


CODE & MATERIALS

UT-S211-UP  
Solid wood legs,  
Steel brass powder coated flame,  
Upholstered seat and back

DIMENSIONS

W535 x D510 x H810mm  
Seating height: 465mm



Utility Highback Armchair

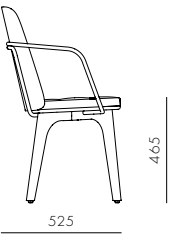
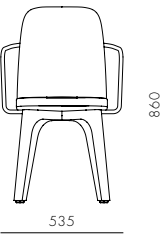


CODE & MATERIALS

UT-S221  
Solid wood legs,  
Steel brass powder coated flame,  
Upholstered seat and back

DIMENSIONS

W535 x D525 x H860mm  
Seating height: 465mm



Utility Chair V

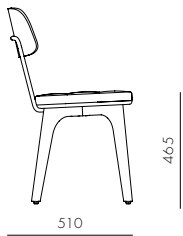
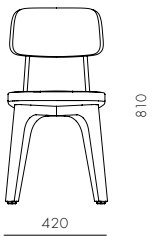


CODE & MATERIALS

UT-S210-VD  
Solid wood legs,Steel brass  
powder coated flame, Upholstered  
seat, Veneer laminated back

DIMENSIONS

W420 x D510 x H810mm  
Seating height: 465mm



Utility Lounge Chair

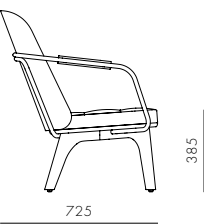
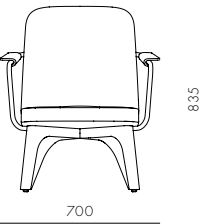


CODE & MATERIALS

UT-S111  
Solid wood legs,  
Steel brass powder coated flame,  
Upholstered seat and back

DIMENSIONS

W700 x D725 x H835mm  
Seating height: 385mm



Utility Armchair V

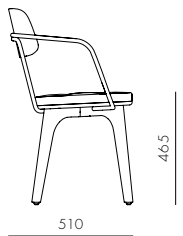
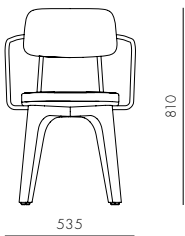


CODE & MATERIALS

UT-S211-VD  
Solid wood legs,Steel brass  
powder coated flame, Upholstered  
seat, Veneer laminated back

DIMENSIONS

W535 x D510 x H810mm  
Seating height: 465mm



Utility Lounge Chair Two Seater

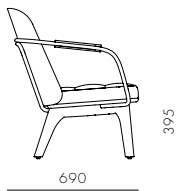
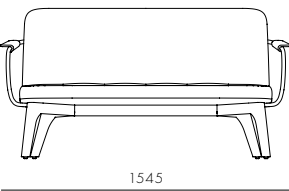


CODE & MATERIALS

UT-S121  
Solid wood legs,  
Steel brass powder coated flame,  
Upholstered seat and back

DIMENSIONS

W1545 x D690 x H790mm  
Seating height: 395mm





Utility Stool H460

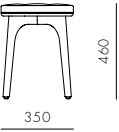
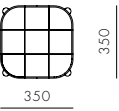


CODE & MATERIALS

UT-S610-460  
Solid wood legs,  
Upholstered seat

DIMENSIONS

W350 x D350 x H460mm  
Seating height: 460mm



Utility Stool H610 / H760

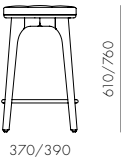
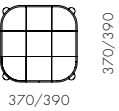


CODE & MATERIALS

UT-S610-610  
UT-S610-760  
Solid wood legs,  
Steel brass powder coated flame,  
Upholstered seat

DIMENSIONS

W370 x D370 x H610mm  
W390 x D390 x H760mm  
Seating height: 610/760mm



Utility High Chair SH610 / SH760

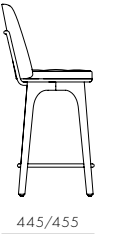
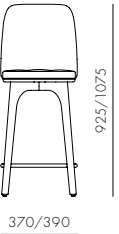


CODE & MATERIALS

UT-S310-610  
UT-S310-760  
Solid wood legs,  
Steel brass powder coated flame,  
Upholstered seat and back

DIMENSIONS

W370 x D445 x H925mm  
W390 x D455 x H1075mm  
Seating height: 610/760mm



Utility Café Table H900 / H1050

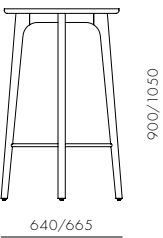
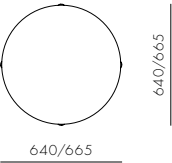


CODE & MATERIALS

UT-T310-900  
UT-T310-1050  
Solid wood legs,  
Steel brass powder coated flame,  
Veneer laminate top

DIMENSIONS

W640 x D640 x H900mm (Φ630)  
W665 x D665 x H1050mm (Φ630)



Utility Dining Table W1800 / W2100

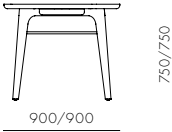
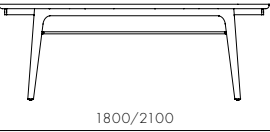


CODE & MATERIALS

UT-T410-1800  
UT-T410-2100  
Solid wood legs and drawers,  
Steel brass powder coated flame,  
Veneer laminate top

DIMENSIONS

W1800 x D900 x H750mm  
W2100 x D900 x H750mm



Utility Sofa 1 Side S

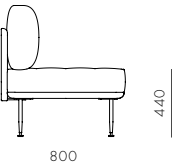
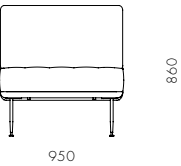


CODE & MATERIALS

UT-S411  
Solid wood and veneer laminate  
base, Steel/stainless steel legs  
and brackets, Upholstery

DIMENSIONS

W950 x D800 x H860mm  
Seating height: 440mm



Utility Sofa 1 Side L

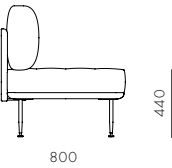
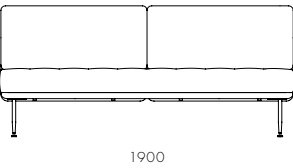


CODE & MATERIALS

UT-S410  
Solid wood and veneer laminate  
base, Steel/stainless steel legs  
and brackets, Upholstery

DIMENSIONS

W1900 x D800 x H860mm  
Seating height: 440mm



Utility Sofa 2 Sides S-L / S-R

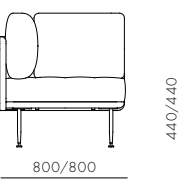
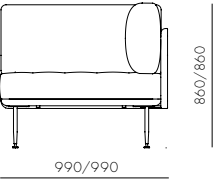


CODE & MATERIALS

UT-S421-L  
UT-S421-R  
Solid wood and veneer laminate  
base, Steel/stainless steel legs  
and brackets, Upholstery

DIMENSIONS

W990 x D800 x H860mm  
W990 x D800 x H860mm  
Seating height: 440/440mm



Utility Sofa 2 Sides L-L / L-R

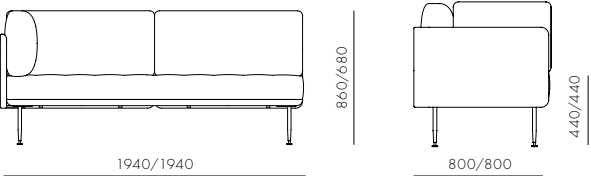


CODE & MATERIALS

UT-S420-L  
UT-S420-R  
Solid wood and veneer laminate  
base, Steel/stainless steel legs  
and brackets, Upholstery

DIMENSIONS

W1940 x D800 x H860mm  
W1940 x D800 x H860mm  
Seating height: 440/440mm



Utility Sofa 3 Sides S

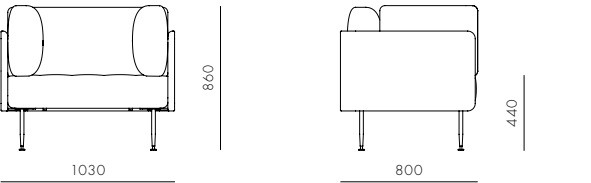


CODE & MATERIALS

UT-S431  
Solid wood and veneer laminate  
base, Steel/stainless steel legs  
and brackets, Upholstery

DIMENSIONS

W1030 x D800 x H860mm  
Seating height: 440mm



Utility Sofa 3 Sides L

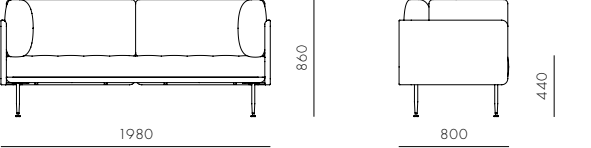


CODE & MATERIALS

UT-S430  
Solid wood and veneer laminate  
base, Steel/stainless steel legs  
and brackets, Upholstery

DIMENSIONS

W1980 x D800 x H860mm  
Seating height: 440mm



Utility Ottoman

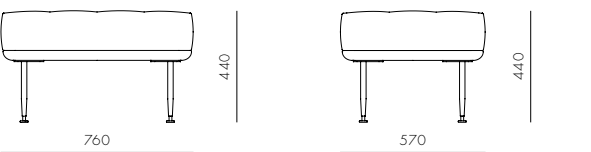


CODE & MATERIALS

UT-S510  
Solid wood and veneer laminate  
base, Steel/stainless steel legs  
and brackets, Upholstery

DIMENSIONS

W760 x D570 x H440mm



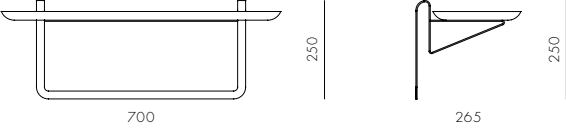




Utility Shelf Extension

**CODE & MATERIALS**  
UT-S400-A1  
Solid wood and veneer laminate,  
Steel/stainless steel brackets

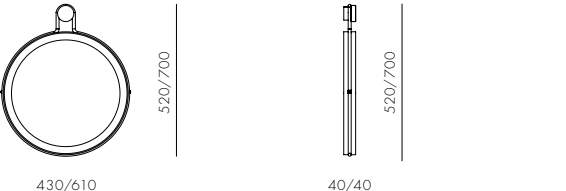
**DIMENSIONS**  
W700 x D265 x H250mm



Utility Round Mirror Small / Large

**CODE & MATERIALS**  
UT-M110-S  
UT-M110-L  
Solid wood flame,  
Steel brass powder coated flame,  
Mirrored grass

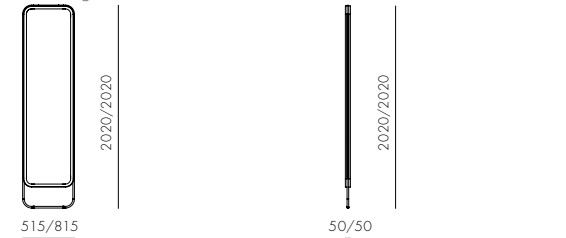
**DIMENSIONS**  
W430 x D40 x H520mm  
W610 x D40 x H700mm



Utility Long Mirror Small / Large

**CODE & MATERIALS**  
UT-M120-S  
UT-M120-L  
Solid wood flame,  
Steel brass powder coated flame,  
Mirrored grass

**DIMENSIONS**  
W515 x D50 x H2020mm  
W815 x D50 x H2020mm





# Wohlert

by Vilhelm Wohlert

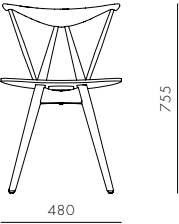
Vilhelm Wohlert’s pared-down mid-century pieces have become iconic works in the design evolution of furniture for public spaces. Stellar Works’ Wohlert collection comprises of some of his most celebrated designs from the 1950s, revitalised for the modern day. Each piece showcases the Danish designer’s less-is-more ethos and talent for turning the structural into the sculptural.

The collection includes the timeless Piano and Louisiana Chairs – designed to complement Wohlert’s architectural work on the Louisiana Museum of Modern Art in Humlebæk, Denmark: simple, stackable, balanced and beautifully unadorned. His Triangle Chair, also found in the museum, was specifically created to provide visitors with a comfortable place to pause, sit back and soak up the scenery – just as it does today.

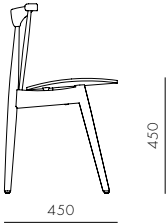
## Piano Chair (1955)



**CODE & MATERIALS**  
VW-S210-WD  
Solid wood frame,  
Veneer laminate seat



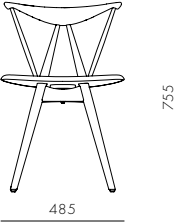
**DIMENSIONS**  
W480 x D450 x H755mm  
Seating height: 450mm



## Piano Chair Soft (1955)



**CODE & MATERIALS**  
VW-S210-UP  
Solid wood frame,  
Upholstered seat



**DIMENSIONS**  
W485 x D455 x H755mm  
Seating height: 460mm








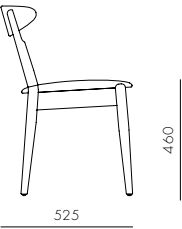
Louisiana Chair (1958)



**CODE & MATERIALS**  
VV-S220  
Solid wood frame, Veneer  
laminated back, Upholstered seat



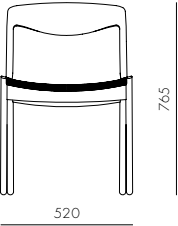
**DIMENSIONS**  
W505 x D525 x H755mm  
Seating height: 460mm



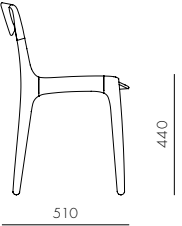
Church Chair (1956)



**CODE & MATERIALS**  
VV-S240  
Solid wood frame,  
Paper cord seat



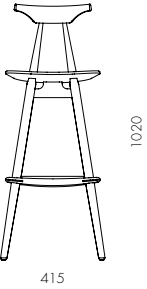
**DIMENSIONS**  
W520 x D510 x H765mm  
Seating height: 440mm



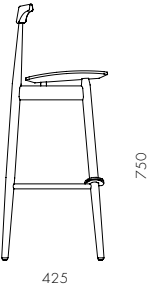
Wohlert Bar Chair



**CODE & MATERIALS**  
VV-S310  
Solid wood



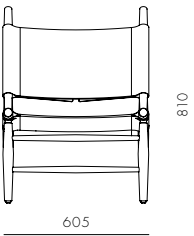
**DIMENSIONS**  
W415 x D425 x H1020mm  
Seating height: 750mm



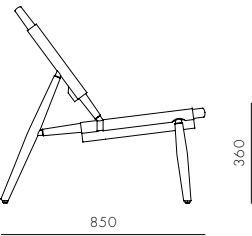
Triangle Chair (1952)



**CODE & MATERIALS**  
VV-S110  
Solid wood frame, Leather/  
saddle leather seat and back



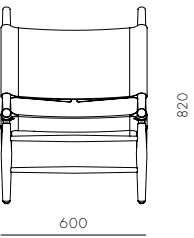
**DIMENSIONS**  
W605 x D850 x H810mm  
Seating height: 360mm



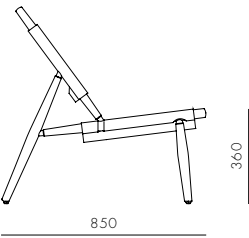
Aluminium Triangle Chair



**CODE & MATERIALS**  
VW-S120  
Aluminium frame,  
Batyline sling



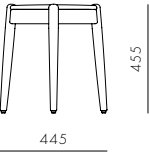
**DIMENSIONS**  
W600 x D850 x H820mm  
Seating height: 360mm



Louisiana Side Table



**CODE & MATERIALS**  
VW-T110  
Solid wood frame,  
Veneer laminate top



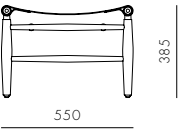
**DIMENSIONS**  
W445 x D435 x H455mm



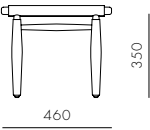
Triangle Ottoman



**CODE & MATERIALS**  
VW-S510  
Solid wood frame,  
Leather/saddle leather seat



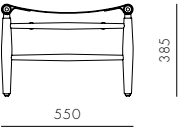
**DIMENSIONS**  
W550 x D460 x H385mm  
Seating height: 350mm



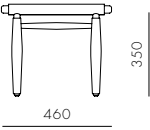
Aluminium Triangle Ottoman



**CODE & MATERIALS**  
VW-S520  
Aluminium frame, Batyline sling



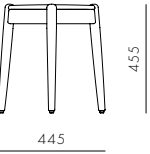
**DIMENSIONS**  
W550 x D460 x H380mm  
Seating height: 380mm



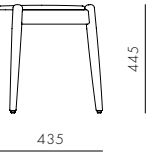
Louisiana Stool



**CODE & MATERIALS**  
VW-S620  
Solid wood frame,  
Upholstered seat



**DIMENSIONS**  
W445 x D435 x H445mm  
Seating height: 445mm





# Haro

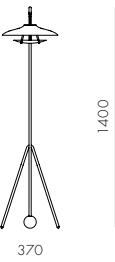
by Space Copenhagen

A poetic and industrial motif is coupled in the delicate and evocative lamp collection Haro, named after the Japanese word for 'halo'. Poised on a slender matte powder coated metal base, a refined, floating powder cated shade is repeated across the collection, creating the glowy, ambient layer of light for a multitude of uses.

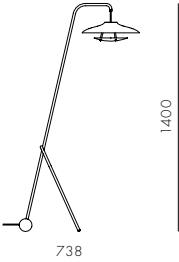
## Haro Floor Lamp



**CODE & MATERIALS**  
HA-F110  
Powder coated steel shade,  
Brass plated stainless steel structure



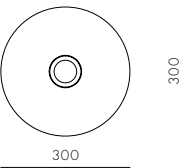
**DIMENSIONS**  
W370 x D738 x H1400mm




## Haro Table Lamp



**CODE & MATERIALS**  
HA-TL110  
Powder coated steel shade,  
Brass plated stainless steel structure



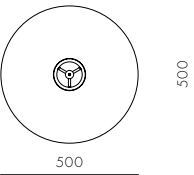
**DIMENSIONS**  
Φ300 x H410mm



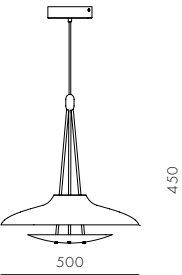
## Haro Pendant



**CODE & MATERIALS**  
HA-P110  
Powder coated steel shade,  
Brass plated stainless steel structure



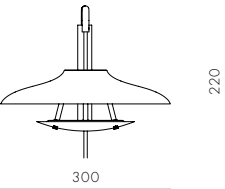
**DIMENSIONS**  
Φ500 x H450mm



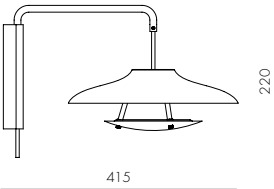
## Haro Wall Lamp



**CODE & MATERIALS**  
HA-W110  
Powder coated steel shade,  
Brass plated stainless steel structure



**DIMENSIONS**  
W300 x D415 x H220mm



# Kyoto Lamp

by OEO Studio

This series of floor lamps in solid walnut or ash is a tribute to both the historic woodcraft of Kyoto and the early years of Japanese aviation. The lamps’ structure invokes the intricacy of Japanese toy aircraft – in particular the Yoshida Hishou, an A-shaped plane fitted with two reverse propellers that successfully crossed Tokyo’s Sumida River in a 1911 model-aircraft contest.

The shade is created using Japan’s Unesco-listed washi paper, by the craftspeople of Kyoto, traditional makers of Japan’s distinctive wagasa (umbrellas made with washi and bamboo). Emitting a gentle, warm-toned light and creating a soft shadow play, the Kyoto Lamp enhances interiors through both its form and effect.



## Kyoto Floor Lamp

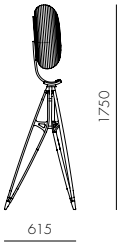


### CODE & MATERIALS

KY-L110  
Solid wood base, Washi paper,  
Brass plated stainless steel hardware

### DIMENSIONS

W710 x D615 x H1750mm





# Mūn

by OEO Studio

The design of the Mūn light series marries Asian design sensibilities with a timeless aesthetic, and targets both consumer and contract markets. The design ethos behind Mūn is playful, analogue and sculptural. A distillation of the essential elements of form and function. Mūn, the Japanese word for moon, takes shape in the form of a desk lamp, two types of floor lamps, pendants in s, m and large and a rechargeable lantern that can be used both indoor and outdoor.

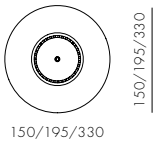
For the design of Mūn, OEO Studio drew inspiration from analogue experiences and the poetry of rituals. The design of Mūn is compelling and minimalitic, with a subtle sophisticated appearance - almost mystical as the movement of the tide as the Moon orbits earth.

## Mūn Pendant Small / Middle / Large



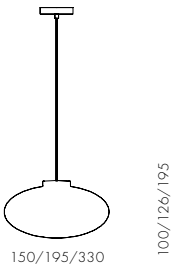
### CODE & MATERIALS

MN-P110-S  
MN-P110-M  
MN-P110-L  
Powder coated steel frame,  
Glass shade



### DIMENSIONS

Φ150 x H100mm  
Φ195 x H126mm  
Φ330 x H195mm

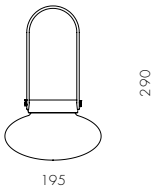


## Mūn Rechargeable Lantern



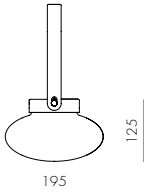
### CODE & MATERIALS

MN-R110  
Powder coated steel frame,  
Silicone handle, Glass shade



### DIMENSIONS

Φ195 x H290mm

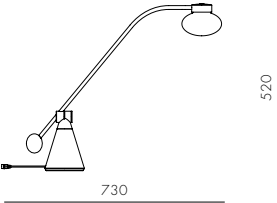
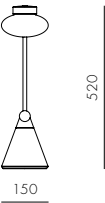




Mün Desk Lamp

**CODE & MATERIALS**  
MN-TL110  
Powder coated steel frame,  
Glass shade

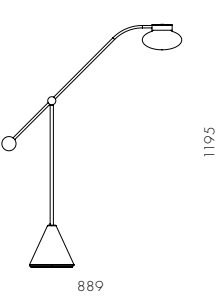
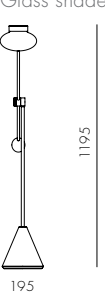
**DIMENSIONS**  
W150 x D730 x H520mm



Mün Floor Lamp Adjustable

**CODE & MATERIALS**  
MN-F110  
Powder coated steel frame,  
Glass shade

**DIMENSIONS**  
W195 x D889 x H1195mm



Mün Floor Lamp 145 / 170

**CODE & MATERIALS**  
MN-F120-L  
MN-F120-H  
Powder coated steel frame,  
Glass shade

**DIMENSIONS**  
Φ330 x H1450mm  
Φ330 x H1700mm





# Yama

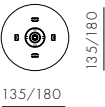
by Space Copenhagen

‘Yama’ is Japanese for ‘mountain’. Created on the clear geometric form of a cone, Yama is a collection of pendant lamps, offered in a range of different materials that each sets a different tone. The construction becomes the decorative feature, resulting in an honest and simple expression that lends itself well to a multitude of uses from repetition or sculptural feature in bigger spaces to classic accent lighting.

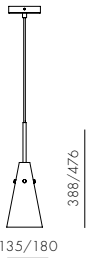
## Yama Pendant Glass Small / Middle



**CODE & MATERIALS**  
YA-P110-S  
YA-P110-M  
Glass shade, Brass plated stainless steel structure



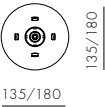
**DIMENSIONS**  
Φ135 x H388mm  
Φ180 x H476mm



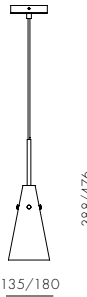
## Yama Pendant Metal Small / Middle



**CODE & MATERIALS**  
YA-P120-S  
YA-P120-M  
Powder coated aluminium shade, Brass plated stainless steel structure



**DIMENSIONS**  
Φ135 x H388mm  
Φ180 x H476mm





# Arita

by Neri&Hu

In 1616, porcelain stones were discovered at Izumayama mountain, which gave birth to Japan's very first porcelain. In the Edo era, many tableware artifacts belonging to Japanese feudal lords were made from Arita porcelain, manufactured in the northern part of Kyushu Island. After a research trip to Japan, Neri&Hu were inspired to reinterpret this historic manufacturing technique by using it in the production of the Arita collection for Stellar Works. The result is a contemporary dining collection with a 400 year old story behind it.

## Arita Vessels



The ceramic set of seven bowls and plates started as a project ensemble under. A Cabinet of Curiosity of seven objects to be displayed in the glass cabinet. Each ceramic piece is a different size with varying heights and volumes, blurring the typology of bowls and plates to respond to the contemporary lifestyle of full flexibility with distinction. Each vessel shape offers endless functional possibilities, yet any combination of them suggests a rebirth of a personalised table styling.

## Arita Liquid



These containers, inspired by Chinese traditional wine bottles, offer two sizes for cold or warm liquids. The cups can be stacked at the neck of the bottle to complete the visually interesting set, while the brass holder offers a graceful detail to the simple white shape.







**CODE & MATERIALS**  
AR-VS1-A  
C74 x H90mm



**CODE & MATERIALS**  
AR-VS1-B  
C122 x H58mm



**CODE & MATERIALS**  
AR-VS1-C  
C147 x H66mm



**CODE & MATERIALS**  
AR-VS1-D  
C188 x H35mm



**CODE & MATERIALS**  
AR-VS1-E  
C213 x H42mm



**CODE & MATERIALS**  
AR-VS1-F  
C264 x H20mm



**CODE & MATERIALS**  
AR-VS1-G  
C290 x H31mm



**CODE & MATERIALS**  
AR-LS3-S  
C100 x H120mm



**CODE & MATERIALS**  
AR-LS3-L  
C100 x H145mm



**CODE & MATERIALS**  
AR-LS3-C  
C99 x H30mm



**CODE & MATERIALS**  
C55 x H150mm



# Frame

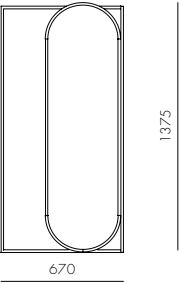
by Nendo

An L-shaped steel frame that can be hung on a wall. Suitable as a towel bar, holding a mirror at two points, and as a shelf if the gap is filled, its simple structure belies the consequent ability to perform multiple roles. Smaller, circular mirrors as well as elliptical mirrors are available, and they can be used in any combination with shelves or towel bars. There are also floor mirrors, to be used not only as full-length mirrors but also as garment racks.

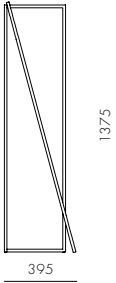
## Frame Floor Mirror



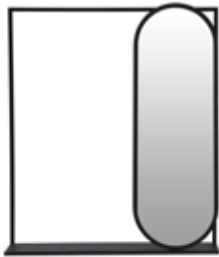
**CODE & MATERIALS**  
FR-M110  
Powder coated steel frame,  
Mirror



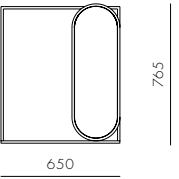
**DIMENSIONS**  
W670 x D395 x H1375mm



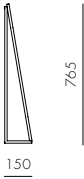
## Frame Wall Mirror Large



**CODE & MATERIALS**  
FR-M121-L  
Powder coated steel frame,  
Mirror, Veneer laminate board



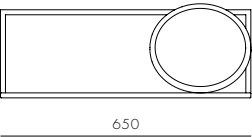
**DIMENSIONS**  
W650 x D150 x H765mm



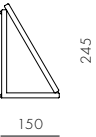
## Frame Wall Mirror Small



**CODE & MATERIALS**  
FR-M120-S  
Powder coated steel frame,  
Mirror



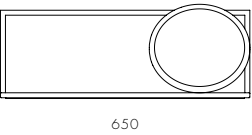
**DIMENSIONS**  
W650 x D150 x H245mm



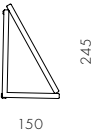
## Frame Wall Mirror Small With Board



**CODE & MATERIALS**  
FR-M121-S  
Powder coated steel frame,  
Mirror, Veneer laminate board



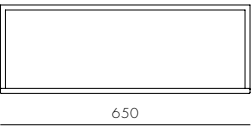
**DIMENSIONS**  
W650 x D150 x H245mm



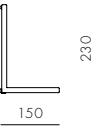
## Frame Shelf



**CODE & MATERIALS**  
FR-SF110  
Powder coated steel frame



**DIMENSIONS**  
W650 x D150 x H230mm



## Frame Shelf with Board



**CODE & MATERIALS**  
FR-SF111  
Powder coated steel frame,  
Veneer laminate board



**DIMENSIONS**  
W650 x D150 x H230mm









# Wall

by Space Copenhagen

The inspiration behind the Wall Rugs collection comes from a fascination and attraction to textures, patina, tactility, with balances and contrasts between smooth and rough, soft and hard, horizontal and vertical, light and shadow. The intricacy of how various surfaces age, old walls and buildings of different nature, is intuitively interpreted in the creation of these rugs: creating fragments of these aging surfaces and textures into free patterns of beautiful colours blending and fading, allowing the tactile walls to become soft floors. All the names of the rugs relate to the same sensuous mechanisms and constant flow of memories— dune, moon, nude, tundra, midnight, gold—referring to esoteric values, a mood or a state of mind, rather than a specific colour.

## Dune




**CODE & MATERIALS**

WL-R001-S  
WL-R001-M  
WL-R001-L  
100% Pure new zealand wool

**DIMENSIONS**

W2000 x H1400mm  
W2400 x H1700mm  
W3000 x H2400mm



## Midnight




**CODE & MATERIALS**

WL-R002-S  
WL-R002-M  
WL-R002-L  
100% Pure new zealand wool

**DIMENSIONS**

W2000 x H1400mm  
W2400 x H1700mm  
W3000 x H2400mm








Tundra

| CODE & MATERIALS           | DIMENSIONS      |
|----------------------------|-----------------|
| WL-R003-S                  | W2000 x H1400mm |
| WL-R003-M                  | W2400 x H1700mm |
| WL-R003-L                  | W3000 x H2400mm |
| 100% Pure new zealand wool |                 |



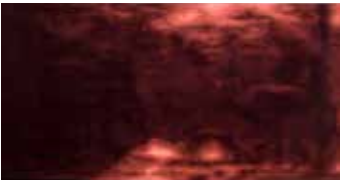
Nude

| CODE & MATERIALS           | DIMENSIONS      |
|----------------------------|-----------------|
| WL-R004-S                  | W2000 x H1400mm |
| WL-R004-M                  | W2400 x H1700mm |
| WL-R004-L                  | W3000 x H2400mm |
| 100% Pure new zealand wool |                 |



Moon

| CODE & MATERIALS           | DIMENSIONS      |
|----------------------------|-----------------|
| WL-R005-S                  | W2000 x H1400mm |
| WL-R005-M                  | W2400 x H1700mm |
| WL-R005-L                  | W3000 x H2400mm |
| 100% Pure new zealand wool |                 |



# Linen



## Black Rug



**CODE & MATERIALS**  
LI-RO01-S  
LI-RO01-L  
100% Linen

**DIMENSIONS**  
W1800 x H1200mm  
W3000 x H2400mm



## Taupe Rug



**CODE & MATERIALS**  
LI-RO02-S  
LI-RO02-L  
100% Linen

**DIMENSIONS**  
W1200 x H1800mm  
W2400 x H3000mm




## Mink Rug



**CODE & MATERIALS**  
LI-RO03-S  
LI-RO03-L  
100% Linen

**DIMENSIONS**  
W1800 x H1200mm  
W3000 x H2400mm



## Gary Blanket



**CODE & MATERIALS**  
LN- T001  
100% Linen

**DIMENSIONS**  
W1800 x H1100mm

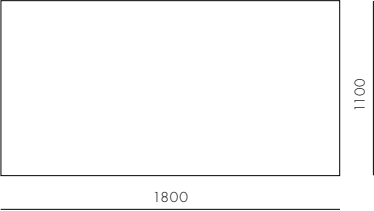


## Flax Blanket



**CODE & MATERIALS**  
LN- T002  
100% Linen

**DIMENSIONS**  
W1800 x H1100mm



## Dessrt Blanket



**CODE & MATERIALS**  
LN- T003  
100% Linen

**DIMENSIONS**  
W1800 x H1100mm









# PRODUCT INFORMATION

PRODUCT LIST BY CATEGORY





---

#### PRODUCT LIST BY CATEGORY

- DINING CHAIRS
- LOUNGE CHAIRS
- STOOLS & BAR CHAIRS
- BENCHES & TWO-SEATER CHAIRS
- SOFAS & BEDS
- TABLES
- CABINETS & SHELVING
- LAMPS
- ACCESSORIES



DINING CHAIRS



Blink Dining Chair  
BL-S210  
Pg. 56



Bund Dining Chair  
BU-S210  
Pg. 66



Church Chair (1956)  
VW-S240  
Pg. 171



Crawford Dining Chair U  
CR-S210-UP  
Pg. 74



Crawford Dining Chair W  
CR-S210-WD  
Pg. 74



Crawford Soft Dining Chair  
CR-S220  
Pg. 75



Exchange Dining Chair  
EX-S211  
Pg. 88



Exchange Highback Chair  
EX-S231  
Pg. 88



Industry Dining Chair  
IN-S210  
Pg. 105



Industry Dining Armchair  
IN-S211  
Pg. 105



Louisiana Chair (1958)  
VW-S220  
Pg. 171



Lunar Dining Chair Large  
LN-S211-L  
Pg. 118



Lunar Dining Chair Small  
LN-S211-S  
Pg. 118



Ming Aluminium Chair  
MI-S221  
Pg. 123



Ori Dining Chair  
OR-S210  
Pg. 126



Ori Dining Armchair  
OR-S211  
Pg. 126



Piano Chair (1955)  
VW-S210-WD  
Pg. 168



Piano Chair Soft (1955)  
VW-S210-UP  
Pg. 168



Rén Dining Chair  
RN-S210  
Pg. 130



Rén Dining Armchair  
RN-S211  
Pg. 130



Slow Dining Chair  
SL-S211  
Pg. 142



Slow Side Chair  
SL-S210  
Pg. 142



Stack Dining Chair  
ST-S210  
Pg. 150



Taylor Dining Chair  
TA-S210  
Pg. 155



Utility Armchair U  
UT-S211-UP  
Pg. 160



Utility Armchair V  
UT-S211-WD  
Pg. 160



Utility Stacking Armchair U  
UT-S231-UP  
Pg. 158



Utility Chair U  
UT-S210-UP  
Pg. 160



Utility Chair V  
UT-S210-WD  
Pg. 160



Utility Chair Stacking U  
UT-S230-UP  
Pg. 158

DINING CHAIRS



Utility Highback Armchair  
UT-S221  
Pg. 161



Utility Highback Chair  
UT-S220  
Pg. 161



LOUNGE CHAIRS



Aluminium Triangle Chair  
VW-S120  
Pg. 172



Arc Highback Chair  
AR-S121  
Pg. 50



Arc Lounge Chair  
AR-S111  
Pg. 50



Blink Lounge Chair  
BL-S410  
Pg. 58



Bund Lounge Chair  
BU-S111  
Pg. 66



Chillax Highback Chair  
CH-S141  
Pg. 129



Chillax Lounge Chair  
CH-S131  
Pg. 129



Cotton Club  
Lounge Chair (1988)  
CF-S111  
Pg. 73



Crawford Lounge Chair  
CR-S111  
Pg. 77



Exchange Lounge Chair  
EX-S111  
Pg. 91



Industry Lounge Chair  
IN-S111  
Pg. 105



Kite Lounge Chair  
Narrow/Deep  
KT-S110-N/D  
Pg. 112



Kite Highback  
Narrow/Deep  
KT-S120-N/D  
Pg. 113



Lunar Highback Chair  
LN-S121  
Pg. 116



Lunar Lounge Chair Large  
LN-S111-L  
Pg. 118



Lunar Lounge Chair Small  
LN-S121-S  
Pg. 116



QT Chair  
QT-S121  
Pg. 129



R n Lounge Chair  
Small/Large  
RN-S111-S/L  
Pg. 132



Risom C140 Chair (1955)  
CC-S211-CA  
Pg. 134



Risom C141 Chair (1955)  
RI-S210-CA  
Pg. 134



Risom C142/C143  
Chair (1955)  
RI-S211-UP/RI-S210-UP  
Pg. 135



Risom Lounge Chair  
RI-S111  
Pg. 135



Slow Lounge Chair  
SL-S111  
Pg. 145



Taylor Lounge Chair  
TA-S112  
Pg. 155



Triangle Chair (1952)  
VW-S110  
Pg. 171



Utility Lounge Chair  
UT-S111  
Pg. 161



Aluminium Triangle Ottoman  
VW-S520  
Pg. 172



Triangle Ottoman  
VW-S510  
Pg. 172

STOOLS & BAR CHAIRS



Blend Stool W  
BD-S620-WD  
Pg. 54



Blend Stool High  
BD-S610-H  
Pg. 54



Blend Upholstery U  
BD-S620-UP  
Pg. 55



Blend Chair W  
BD-S210-WD  
Pg. 55



Blend Chair U  
BD-S210-UP  
Pg. 55



Blink Bar Stool SH750  
BL-S610-750  
Pg. 58



Blink Counter Stool SH610  
BL-S610-610  
Pg. 58



Blink Vanity Stool SH470  
BL-S610-470  
Pg. 56



Bund Bar Chair  
SH610/SH750  
BU-S310-610/750  
Pg. 69



Exchange Bar Chair  
SH610/SH750  
EX-S311-610/750  
Pg. 91



Freja Bar Stool SH450/610/750  
Leather Stripe Seat  
FE-S610/S310/S320-LS  
Pg. 94



Freja Bar Stool SH450/610/750  
Leather Seat  
FE-S610/S310/S320-LE  
Pg. 94



Freja Bar Stool SH450/610/750  
Paper Cord Seat  
FE-S610/S310/S320-PC  
Pg. 97



Industry Bar Chair SH610/  
SH750  
IN-S310-610/750  
Pg. 105



James Stool  
JA-S610  
Pg. 109



Louisiana Stool  
VW-S620  
Pg. 172



Lunar Bar Chair SH750  
LN-S311-750  
Pg. 118



Taylor Bar Chair  
SH610/SH750  
TA-S310-610/750  
Pg. 155



Utility High Chair  
SH610/SH760  
UT-S310-610/760  
Pg. 162



Utility Stool H460  
UT-S610-460  
Pg. 162



Utility Stool 610/H760  
UT-S610-610/760  
Pg. 162



Wohlert Bar Chair  
VW-S310  
Pg. 171

BENCHES & TWO-SEATER CHAIRS



Cotton Club Lounge Chair  
Two Seater (1988)  
CF-S121  
Pg. 73



Exchange Chair Two Seater  
EX-S221  
Pg. 91



Freja Bench Leather  
Stripe Seat  
FE-S620-LS  
Pg. 97



Freja Bench Leather Seat  
FE-S620-LE  
Pg. 97



Freja Bench Paper  
Cord Seat  
FE-S620-PC  
Pg. 97



Rén Lounge Chair  
Two Seater  
RN-S121  
Pg. 132



Slow Lounge Chair  
Two Seater  
SL-S121  
Pg. 145



Utility Lounge Chair  
Two Seater  
UT-S121  
Pg. 161

SOFAS & BEDS



Arc Sofa Highback  
Love Seat  
AR-S410  
Pg. 52



Arc Sofa Highback  
Love Seat L/R  
AR-S410L/AR-S410R  
Pg. 52



Arc Sofa Love Seat  
AR-S430  
Pg. 52



Arc Sofa Three Seater  
AR-S420  
Pg. 53



Blink Sofa Two Seater  
BL-S420  
Pg. 58



Blink Sofa Three Seater  
BL-S430  
Pg. 59



Crawford Sofa  
CR-S421  
Pg. 77



Crawford Bed Double/  
Queen/King Size  
CR-B110-D/Q/K  
Pg. 77



Dawn Bed 1 Double/  
Queen/King Size  
DA-B110-D/Q/K  
Pg. 78



Discipline Sofa Half Back L/R  
DS-S430-L/R  
Pg. 81



Discipline Sofa Corner L/R  
DS-S420-L/R  
Pg. 80



Discipline Sofa Straight  
DS-S410  
Pg. 81



Infinity Arm L/R  
IF-S450-L/IF-S450-R  
Pg. 100



Infinity Backless  
IF-S430  
Pg. 99



Infinity Corner  
IF-S420  
Pg. 99



Infinity End L/R  
IF-S440-L/R  
Pg. 99/100



Infinity Ottoman  
IF-S510  
Pg. 100



Infinity Straight  
IF-S410  
Pg. 99



James Chaise  
JA-S111  
Pg. 109



Lunar Sofa  
LN-S411  
Pg. 121



SW Daybed  
SW-B110  
Pg. 153



SW Sofa Three Seater  
SW-S421  
Pg. 153



SW Sofa Two Seater  
SW-S411  
Pg. 153



Taylor Sofa  
TA-S420  
Pg. 157



Taylor Sofa One Seater  
TA-S410  
Pg. 157



Utility Ottoman  
UT-S510  
Pg. 164



Utility Sofa 1 Side L/S  
UT-S410/UT-S411  
Pg. 163



Utility Sofa 2 Sides  
L-L/L-R/S-L/S-R  
UT-S420-L/R/  
UT-S421-L/R  
Pg. 164/163



Utility Sofa 3 Sides L/S  
UT-S430/UT-S431  
Pg. 164



TABLES



Arc Coffee Table  
AR-T210  
Pg. 53



Blink Coffee Table - Wood Top  
BL-T210-1080-WD  
Pg. 59



Blink Coffee Table - Stone Top  
BL-T210-1080-ST  
Pg. 61



Blink Café Table - Wood Top  
BL-T310-750-WD  
Pg. 61



Blink Café Table - Stone Top  
BL-T310-750-ST  
Pg. 61



Blink Console  
BL-T710  
Pg. 63



Blink Dining Table - Wood Top  
BL-T410-1200-WD  
Pg. 61



Blink Dining Table - Stone Top  
BL-T410-1200-ST  
Pg. 62



Blink Oval Coffee Table - Wood Top  
BL-T220-1775-WD  
Pg. 62



Blink Oval Coffee Table - Stone Top  
BL-T220-1775-ST  
Pg. 62



Blink Oval Dining Table - Wood Top  
BL-T420-2125-WD  
Pg. 62



Blink Oval Dining Table - Stone Top  
BL-T420-2125-ST  
Pg. 63



Blink Side Table - Wood Top  
BL-T110-600-WD  
Pg. 59



Blink Side Table - Stone Top  
BL-T110-600-ST  
Pg. 59



Blink Vanity  
BL-T720  
Pg. 63



Bund Side Table  
H500/560  
BU-T110-500/560  
Pg. 69



Crawford Coffee Table C650/C900  
CR-T210-650/900  
Pg. 77



Crawford Dining Table 1 C1600  
CR-T410-1600  
Pg. 75



Crawford Dining Table 2 C1200/C1600  
CR-T420-1200/1600  
Pg. 75



Exchange Dining Table 1800/2100  
EX-T410-1800/2100  
Pg. 91



Louisiana Side Table  
VW-T110  
Pg. 173



Lunar Coffee Table W1200  
LN-T210-1200  
Pg. 119



Lunar Coffee Table S800  
LN-T220-800  
Pg. 119



Lunar Dining Table W1600/  
VW1800/VW2100/VW2400  
LN-T410-  
1600/1800/2100/2400  
Pg. 119



Lunar Side Table  
LN-T110-500  
Pg. 119



Ming Aluminium Café Table  
MI-T310  
Pg. 123



Ming Aluminium Dining Table  
MI-T410  
Pg. 123



QT Coffee Table C450/C600  
QT-T210-450/C600  
Pg. 129



Rén Coffee Table  
RN-T210-540  
Pg. 133



Rén Conference Table  
RN-T610-3500  
Pg. 132

TABLES



Rén Dining Table C1100/C1200  
RN-T420-1100/1200  
Pg. 133



Rén Dining Table W1800/  
W2100/W2600  
RN-T411-1800/2100/2600  
Pg. 132



Rén Side Table  
RN-T110-450  
Pg. 133



Risom Desk  
RI-T710  
Pg. 135



Slow Coffee Table  
SL-T210-800  
Pg. 145



Slow Dining Table  
SL-T410-1250  
Pg. 145



Slow Oval Coffee Table  
SL-T220  
Pg. 146



Slow Folding Tray Table  
SL-T230  
Pg. 146



Taylor Dining Table  
TA-T410  
Pg. 155



Utility Café Table  
H900/H1050  
UT-T310-900/1050  
Pg. 162



Utility Dining Table  
W1800/VW2100  
UT-T410-1800/2100  
Pg. 163

CABINETS & SHELVING



Cabinet of Curiosity Dress  
COC-C120  
Pg. 70



Cabinet of Curiosity Read  
COC-C100  
Pg. 70



Dowry Cabinet I  
DO-C110  
Pg. 85



Dowry Cabinet II  
DO-C120  
Pg. 85



Dowry Cabinet III  
DO-C130  
Pg. 85



James Bar Cart  
JA-CA110  
Pg. 109



Ran Library (1982)  
CF-SF110  
Pg. 73



Risom Shelves  
RI-SF110  
Pg. 135



Seiton Cabinet High  
SE-C110-H  
Pg. 141



Seiton Cabinet Low  
SE-C110-L  
Pg. 141



Seiton Shelf High I  
SE-SF110  
Pg. 138



Seiton Shelf High II  
SE-SF120  
Pg. 138



Seiton Shelf Low I  
SE-SF130  
Pg. 141



Seiton Shelf Low II  
SE-SF140  
Pg. 141



Slow Shelf 2  
SL-SF110-2  
Pg. 147



Slow Shelf 3  
SL-SF110-3  
Pg. 147



Slow Shelf 4  
SL-SF110-4  
Pg. 146



Slow Shelf 5  
SL-SF110-5  
Pg. 146

LAMPS



Haro Floor Lamp  
HA-F110  
Pg. 175



Haro Pendant  
HA-P110  
Pg. 175



Haro Table Lamp  
HA-TL110  
Pg. 175



Haro Wall Lamp  
HA-W110  
Pg. 175



Kyoto Floor Lamp  
KY-L110  
Pg. 176



Mün Desk Lamp  
MN-TL110  
Pg. 181



Mün Floor Lamp Adjustable  
MN-F110  
Pg. 181



Mün Floor Lamp 145/170  
MN-F120-L/H  
Pg. 181



Mün Pendant S/M/L  
MN-P110-S/M/L  
Pg. 178



Mün Rechargeable Lantern  
MN-R110  
Pg. 178



Yama Pendant Glass  
S/M  
YA-P110-S/M  
Pg. 182



Yama Pendant Metal  
S/M  
YA-P120-S/M  
Pg. 182



ACCESSORIES



Arita Vessels  
AR-VS1  
Pg. 184



Arita Liquid  
AR-LS3  
Pg. 184



Blink Screen  
BL-SC110  
Pg. 63



Crawford Lazy  
Susan 800/500  
CRT400-A1/A2  
Pg. 75



Exchange Lounge Chair  
Back/Seat Cushion  
EX-S100-A1/A2  
Pg. 91



Frame Floor Mirror  
FR-M110  
Pg. 188



Frame Wall Mirror Large  
FR-M121-L  
Pg. 188



Frame Wall Mirror  
Small with Board  
FR-M121-S  
Pg. 189



Frame Wall Mirror Small  
FR-M120-S  
Pg. 189



Frame Shelf with Board  
FR-SF111  
Pg. 189



Frame Shelf  
FR-SF110  
Pg. 189



Taylor Valet  
TA-V110  
Pg. 157



Utility Round Mirror Small/Large  
UT-M110-S/L  
Pg. 167



Utility Long Mirror Small/Large  
UT-M120-S/L  
Pg. 167



Utility Shelf Extension  
UT-S400-A1  
Pg. 167



Wall Collection  
WL-R001/2/3/4/5-S/M/L  
Pg. 192/195



Linen Rug Collection  
LI-R001/2/3-S/L  
Pg. 196/197



# MATERIALS & COLOURS



Fabric Samples A



Divina Melange 120



Divina Melange 170



Divina Melange 180




Divina Melange 280



Harald 182



Harald 242




Harald 283



Harald 382



Harald 823



Steelcut Trio 124



Steelcut Trio 213



Steelcut Trio 383

Fabric Samples A



Steelcut Trio 796


Fabric Samples B



Batyline Eden 7710-50555



Batyline Eden 7710-50563



Batyline Eden 7710-50567




Field 142



Field 182



Field 693



Field 793



Main Line Flax 16



Main Line Flax 20



Main Line Flax 28



Main Line Flax 36



Melang Nap 111

Fabric Samples B



Melang Nap 191



Melang Nap 211



Melang Nap 791



Messenger Ash 077



Messenger Bayou 008



Messenger Fossil 076



Messenger Husk 081



Fabric Samples C



Cotton 414



Cotton 4114




Era Cse 02



Era Cse 13



Era Cse 14



Era Cse 45



Linen 421




Linen 422



Manhattan 600



Manhattan 801



Manhattan 804



Manhattan 805


Fabric Samples C



Revive 1 164



Revive 1 184



Revive 1 194




Revive 1 324




Revive 2 133



Revive 2 183



Revive 2 193




Revive 2 383



Ruby 104



Ruby 617



Ruby 800



Ruby 805

# Leather Samples A



Newcastle Black New 65



Newcastle Charcoal New 1365



Newcastle Dark Brown New 25



Newcastle Green New 35

# Leather Samples B



Crystal Baltic 3814




Crystal Black 9893




Crystal Chestnut 8042



Crystal Wolf 3386



Milano Black 2522



Milano Brown 0972




Milano Ivory 5020




Milano Quartz 2123



Leather Samples C




Bellaglo Black 7925



Bellaglo Charcoal 4502



Bellaglo Cream 8805




Bellaglo Dark Brown 4501



Bellaglo Quartz 5070

Faux Leather Samples



Omega Black



Omega Dark Brown



Omega Grey



Omega Ice



Omega Tabac



Omega Toffee

# Saddle Leather Samples



Black



Brown



Nude

# Wood Samples



Dark Brown Oak



Natural Oak



Natural Walnut



Onyx Oak



Soap Walnut



## CREDITS

### CONCEPT AND CREATIVE DIRECTION

Neri&Hu Design and Research Office

### FEATURE PHOTOGRAPHY

Jiaxi Yang

Kaleidoskope

Su Li

Taran Wilkhu

Zhe Zhu



STELLAR WORKS

All rights reserved. Nothing contained in this collection guide  
may be reproduced without written permission.

[www.stellarworks.com](http://www.stellarworks.com)

