

THE FINIAL COMPANY™

August 2021 | Traverse Collection Suggested Retail Price List



THE FINIAL COMPANY™

introducing

R•TEC AUTOMATION® by Rowley®

unrivaled design

RTEC Automation® products are meticulously designed to combine beauty, form and function with superior performance.

uncompromising quality & service

Our products have been designed and tested to meet the highest industry standards. We proudly stand behind our products by providing expert services to support you along with a motor backed by a 5 year warranty to protect your client's investment.

intuitive programming

RTEC Smart Controls offer modern design and lifestyle options with easy programming and the ability to integrate with the latest smart home solutions. The RTEC Automation® Hub and App solution is designed to control window treatments directly from a smartphone or mobile device and is easily integrated with voice control systems for a more personalized experience.

unsurpassed value

Provide your clients with innovative window treatment solutions that fit their budget expectations with RTEC Automation® drapery and shade systems that offer unrivaled design, uncompromising quality and service, and intuitive control options at exceptional price points.

table of contents

NEW

motorized traverse systems

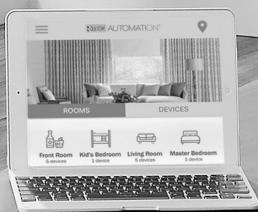
- R-TEC Automation® 1³/₈" metal 4
- R-TEC Automation® heavy duty 11
- Somfy® 18

manual traverse systems

- 1¹/₈" - 1³/₈" modern metal baton draw 27
- 1³/₈" metal baton draw 32
- heavy duty corded or baton draw 39

finish information 50

terms & conditions 51




LHON BATTERY OR 110v AC POWER, RIPPLEFOLD OR PINCH PLEAT | AVAILABLE IN 1³/₈" DIAMETER



single traverse system, wall mount

- wall bracket: 3 1/2" or 6" return options
- traverse system includes track, motor, power option, drive belt & clips, pulleys, pendants, brackets, glides, master carriers, round end caps and a 5 channel handheld remote with wall mount
- modern metal & metal collection finials and additional remote options sold separately



double traverse system, wall mount

- wall bracket: 3" and 7 1/2" returns
- traverse system includes tracks, motors, power options, drive belt & clips, pulleys, pendants, brackets, glides, master carriers, round end caps and a 5 channel handheld remote with wall mount
- modern metal & metal collection finials and additional remote options sold separately



single traverse system, ceiling mount

- ceiling bracket: 2 3/8" drop
- traverse system includes track, motor, power option, drive belt & clips, pulleys, pendants, brackets, glides, master carriers, round end caps and a 5 channel handheld remote with wall mount
- modern metal & metal collection finials and additional remote options sold separately



double traverse system, ceiling mount

- ceiling bracket: 2 5/8" drop, 4 1/2" apart
- traverse system includes tracks, motors, power options, drive belt & clips, pulleys, pendants, brackets, glides, master carriers, round end caps and a 5 channel handheld remote with wall mount
- modern metal & metal collection finials and additional remote options sold separately



single traverse system, low-profile ceiling mount

- ceiling bracket: 5/32" drop
- traverse system includes track, motor, power option, drive belt & clips, pulleys, pendants, brackets, glides, master carriers, round end caps and a 5 channel handheld remote with wall mount
- modern metal & metal collection finials and additional remote options sold separately

NEW R-TEC Automation® 1³/₈" metal motorized traverse systems

INCLUDED IN SYSTEM: R-TEC AUTOMATION® METAL TRAVERSE TRACK, ROUND METAL END CAPS, BRACKETS, COMPONENTS, MOTOR, POWER OPTION & 5 CHANNEL HANDHELD REMOTE WITH WALL MOUNT



R-TEC Automation® slim drapery motor RTMLDSS50

- slim motor, 1 per metal traverse track
- maximum drapery weight: 77 lbs
- maximum track length: 24'
- power option: li-ion battery (includes battery charger & USB cable) or 110v AC power transformer (includes 10' cord with 3 conductor male plug)
- motor can be mounted on right or left for center draw
- available in white
- 5 year warranty

R-TEC metal traverse track

- track sold in 1 foot increments, 4' minimum
- maximum continuous length is 12' (select finishes); spliced lengths up to 24' (maximum of 2 splices per metal traverse track system)
- available in all finishes shown on page 7

power options



RTMLDSSB
li-ion battery



RTMLDSSBC
battery charger



RTMLDSSUSB
USB charger cable



RTMDSSPT
110v AC power transformer 10' (plug included)



R-TEC Automation® handheld remote with wall mount

- (5 channel)
- 4³/₄"H x 2"W x 3³/₈"D
 - 1 remote control per system
 - range: 65'
 - programmable Favorite Position to set your favorite drapery position
 - available in off-white

Motor Weight Capacity

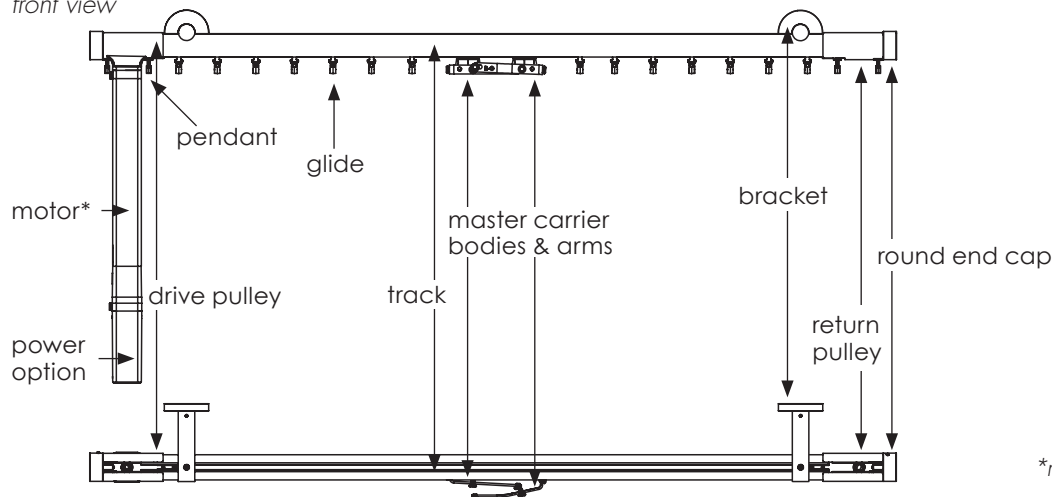
	Motor	maximum drapery weight per total length of system (lbs)			
		18' or less	20'	22'	24'
R-TEC AUTOMATION®	Slim Drapery Motor	77	77	77	77

Note: 77 lbs. is for single or double systems (combined panel weight for double system) Capacity ratings are based on internal system friction only. External loads caused by fabric friction, drag, or obstructions will adversely affect pulling capacity or stop motor due to resistance.

Motorized Traverse System

includes motor(s) with power option(s), track(s) with components, round end caps, brackets and a 5 channel handheld remote with wall mount (1 per system)

front view



top view

**motor cannot be top mounted*

R-TEC Automation® 1³/₈" metal motorized traverse systems

NEW

System Features	R-TEC Automation® Slim Drapery Motor
System Features	
center draw or one-way draw available	X
White or Bronze track, components and brackets available	X
track maximum length	24'
maximum number of track splices	2
Motor Features	
battery power option	X
motor cord length as purchased	10'
2-way RF communication	X
adjustable speed	X
preferred open / close position	X
favorite position	X
obstruction detection	X
manual override	X
quiet operation	X
soft start / stop	X
average linear speed	5.5" (14 cm)/sec
motorized track noise level	44 dB
maximum weight	77 lbs / 24 ft
motor unit can be installed on either end of track	X
Control Options	
sun control	X
digital technology	ARC™
Solar Power	X
Installation Features	
programming buttons on motor unit	X
power supply	li-ion battery or 110v AC power transformer
amperage	1.5 A
power consumption	60 W
power cable type	3 conductor male plug
control connector type	RJ-12
Standard Accessories included with system	
5 channel handheld remote with wall mount (remote control; white)	X
Carrier Features	
White or Bronze pinch pleat glides	X
White or Bronze Ripplefold glides (choose 60%, 80%, 100%, or 120% fullness)	X

Additional R-TEC Smart Controls

can be ordered at additional cost



RTMHUB2
R-TEC Hub
2-way RF; Wi-Fi built in
• 4½"H x 1¼"W x 4½"D
• range: 60'



RTMHR1C
handheld remote with wall mount, 1 channel
• 5⅜"H x 1¼"W x ½"D
• range: 65'
• available in white



RTMHR5C
handheld remote with wall mount, 5 channel
• 4¾"H x 2"W x ¾"D
• range: 65'
• available in off-white



RTMHR15C
handheld remote with wall mount, 15 channel
• 5⅜"H x 1¼"W x ½"D
• range: 65'
• available in white



RTMWSR5C
surface mount wall switch
5 channel
• 4½"H x 2¾"W x 7⁄8"D
• range: 65'
• available in white



RTMWSR15C
wall box mount switch
15 channel
• 4½"H x 2¾"W x 1"D
• range: 65'
• available in white



RTMISS
interior sun sensor
• 1¾"H x 1¾"W x 5⁄8"D
• range: 65'
• available in white



RTMUSR
ARC USB signal repeater
• 2"L x 2½"L with USB x 1½"W
• extends the wireless range of the R-TEC Hub and remotes up to 60'
• maximum 2 repeaters per system or network
• available in white (color may vary)



RTMLWCW
wall charger for USB signal repeater
• 1⅞"W x 1⅜"L
• available in white (color may vary)



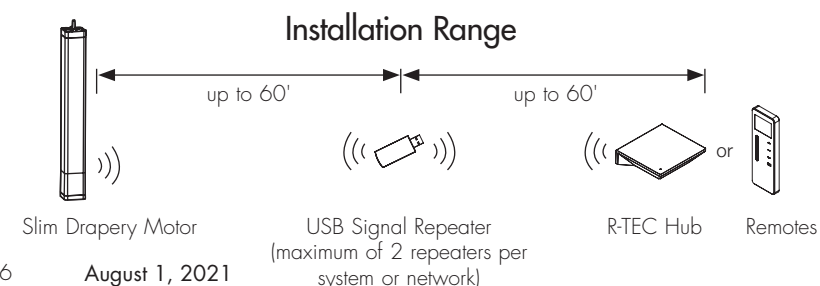
RTMSOLAR2
solar panel battery charger
• 4⅝"H x 12⅞"W x 1⅝"D
• includes l-bracket, cables & fastener

R-TEC Automation® App - Control your window coverings with a smartphone or tablet
Our App enables simple, intuitive control and system configuration from your smartphone or tablet.

bit.ly/R-TEC-Automation-Rowley

bit.ly/R-TEC-Automation-Rowley-Android

Pair the R-TEC Hub and App with these systems (not sold by Rowley):



NEW R-TEC Automation® 1 3/8" metal motorized traverse systems

1 3/8" metal motorized traverse systems

Continuous lengths up to 12' and spliced lengths up to 24'

Catalog pages 4-9

LI-ION BATTERY OR 110v AC POWER, RIPLEFOLD OR PINCH PLEAT

Systems are sold in 1 ft increments

Item #	Dia.	4'	5'	6'	7'	8'	9'	10'	11'	12'	ea. add'l ft
single traverse system, wall mount, 3 1/2" return (includes track, motor, power option, brackets, round end caps, 5 channel remote & components)											
CSRTFCM138400	1 3/8"	\$1,380.00	\$1,437.50	\$1,495.00	\$1,552.50	\$1,610.00	\$1,667.50	\$1,725.00	\$1,782.50	\$1,840.00	\$57.50

single traverse system, wall mount, 6" return (includes track, motor, power option, brackets, round end caps, 5 channel remote & components)

CSRTFCM138401	1 3/8"	\$1,449.00	\$1,513.40	\$1,577.80	\$1,642.20	\$1,706.60	\$1,771.00	\$1,835.40	\$1,899.80	\$1,964.20	\$64.40
---------------	--------	------------	------------	------------	------------	------------	------------	------------	------------	------------	---------

double traverse system, wall mount (includes tracks, motors, power options, brackets, round end caps, 5 channel remote & components)

CSRTFCM138402	1 3/8"	\$2,760.00	\$2,875.00	\$2,990.00	\$3,105.00	\$3,220.00	\$3,335.00	\$3,450.00	\$3,565.00	\$3,680.00	\$115.00
---------------	--------	------------	------------	------------	------------	------------	------------	------------	------------	------------	----------

single traverse system, ceiling mount (includes track, motor, power option, brackets, round end caps, 5 channel remote & components)

CSRTFCM138403	1 3/8"	\$1,380.00	\$1,437.50	\$1,495.00	\$1,552.50	\$1,610.00	\$1,667.50	\$1,725.00	\$1,782.50	\$1,840.00	\$57.50
---------------	--------	------------	------------	------------	------------	------------	------------	------------	------------	------------	---------

double traverse system, ceiling mount (includes tracks, motors, power options, brackets, round end caps, 5 channel remote & components)

CSRTFCM138404	1 3/8"	\$2,760.00	\$2,875.00	\$2,990.00	\$3,105.00	\$3,220.00	\$3,335.00	\$3,450.00	\$3,565.00	\$3,680.00	\$115.00
---------------	--------	------------	------------	------------	------------	------------	------------	------------	------------	------------	----------

single traverse system, low-profile ceiling mount (includes track, motor, power option, brackets, round end caps, 5 channel remote & components)

CSRTFCM138406	1 3/8"	\$1,380.00	\$1,426.00	\$1,472.00	\$1,518.00	\$1,564.00	\$1,610.00	\$1,656.00	\$1,702.00	\$1,748.00	\$46.00
---------------	--------	------------	------------	------------	------------	------------	------------	------------	------------	------------	---------

1 1/8" - 1 3/8" modern metal finishes

Catalog page 9

CH	Chrome	BBN	Brushed Black Nickel
BN	Brushed Nickel	MK	Matte Black
SG	Satin Gold		

1 3/8" metal finishes

Catalog page 9

PN	Polished Nickel	ORB	Oil Rubbed Bronze
AP	Antique Pewter	SK	Satin Black
AB	Antique Brass	MK	Matte Black*
BZ	Brushed Bronze		

- maximum continuous track length in Chrome (CH), Satin Gold (SG), Brushed Bronze (BZ) and Oil Rubbed Bronze (ORB) is 8'. All other finishes available up to 12'. Center draw tracks can be spliced for longer lengths
- Matte Black (MK) tracks and brackets coordinate with Venetian Bronze (VZ) and Dark Oil Rubbed Bronze (DRB) finials*
- see pages 31 & 36 for finials. Sold separately
- our 1 3/8" R-TEC Automation® metal traverse collection is also available in any of our 50 beautifully hand painted standard finishes located on the back cover of the 2018 Drapery Hardware Catalog for a 30% surcharge

Item #	Name	Price
--------	------	-------

R-TEC Automation® Motor Kits

RTMLDKIT	Slim Drapery Motor with Li-ion Battery, Wall Charger & USB Cable (included)	\$598.00
RTMLDS2KIT	Slim Drapery Motor with Li-ion Battery, Wall Charger & Solar Panel Charger	\$687.70
RTMLDACKIT	Slim Drapery Motor with 110v AC Power Transformer 10' with 3 Conductor Male Plug	\$448.50

Item #	Name	Color	Price
--------	------	-------	-------

R-TEC Smart Controls Handheld Remote with Wall Mount 5 channel included

RTMHUB2	Wi-Fi to ARC Bridge Hub, 2-Way RF- includes USB Power Cord, Power Plug & Ethernet Cable	White	\$457.70
RTMHR1C	Handheld Remote with Wall Mount-1 ch	White	\$111.46
RTMHR5C	Handheld Remote with Wall Mount-5 ch	White	\$112.47
RTMHR15C	Handheld Remote with Wall Mount-15 ch	White	\$131.74
RTMWSR5C	Surface Mount Wall Switch-5 channel	White	\$101.34
RTMWSR15C	Wall Box Mount Switch-15 channel	White	\$106.40
RTMISS	Interior Sun Sensor	White	\$70.93
RTMUSR	ARC USB Signal Repeater	White	\$193.29
RTMLWCW	Wall Charger for USB Signal Repeater	White	\$13.98
RTMSOLAR2	Solar Panel Battery Charger includes L-Bracket, Cables & Fastener	Black	\$187.83






1 3/8" glide and bracket chart




Quantity included per set based on cut track length	4'	5'	6'	7'	8'	9'	10'	11'	12'	13'	14'	15'	16'	17'	18'	19'	20'	21'	22'	23'	24'
Glides [4 per foot, includes master carriers & end caps (2)]	16	20	24	28	32	36	40	44	48	52	56	60	64	68	72	76	80	84	88	92	96
Brackets	2	3	4	4	4	4	4	5	5	5	6	6	6	7	7	7	8	8	8	8	8

R-TEC Automation® 1³/₈" metal motorized traverse systems NEW

1³/₈" brackets & connectors (for additional brackets)

Catalog page 8

				
1 ³ / ₈ " metal wall bracket, single 3 ¹ / ₂ " return, 2 ⁷ / ₁₆ " Dia backplate	1 ³ / ₈ " metal wall bracket, single 6" return, 2 ⁷ / ₁₆ " Dia backplate	1 ³ / ₈ " metal wall bracket, double 7 ¹ / ₂ " front and 3" back return, 2 ⁷ / ₁₆ " Dia backplate	1 ³ / ₈ " metal ceiling bracket, single 2 ⁵ / ₈ " drop, 1 ⁷ / ₈ " Dia backplate	1 ³ / ₈ " metal ceiling bracket, double 2 ⁵ / ₈ " drop, 4 ¹ / ₂ " apart, 1 ⁷ / ₈ " Dia ceiling plate
TFCMT138400	TFCMT138401	TFCMT138402	TFCMT138403	TFCMT138404
\$25.74 ea	\$34.32 ea	\$45.76 ea	\$25.74 ea	\$71.50 ea









		
1 ³ / ₈ " metal ceiling bracket extender 2" drop	1 ³ / ₈ " low profile ceiling bracket 5 ⁵ / ₃₂ " drop	1 ³ / ₈ " connector/splice 3" L
TFCMT138405	TFCMT138406	TFCMT138407
\$12.87 ea	\$14.30 ea	\$5.50 ea

see page 34 for bracket dimensions.

R-TEC motorized traverse accessories

Master carrier body is required for each master carrier arm - sold separately; look for the /BR icon for components available in bronze and add /BR at the end of the item number to order

Catalog page 8

	RTFC138MCB	master carrier body (must order 1 for each arm) • select from different arms to assemble into one master carrier body • order two if ordering center draw master carrier arms - sold separately • available in white or bronze /BR	\$18.40 ea
	RTFC138CD	master carrier arms for center draw • stainless steel arms overlap; pair • for use with center opening draperies • pinch pleat or Ripplefold • must order two master carrier bodies - sold separately	\$9.20 ea
	RTFC138PPOR RTFC138PPOL	master carrier arm for one-way draw • stainless steel arm • right (R) or left (L) • for use with one-way opening draperies • pinch pleat • must order one master carrier body - sold separately	\$4.60 ea
	RTMDTCDB	Ripplefold butt master carrier arms for center draw • stainless steel arms with snaps to accept Ripplefold tape; pair • for use with center opening draperies • Ripplefold • butt master carriers do not overlap, allowing some light to filter between draperies on center draw treatments • must order two master carrier bodies - sold separately	\$9.20 ea
	RTFC138OBR RTFC138OBL	Ripplefold butt master carrier arm for one-way draw • stainless steel arm • right and left • for use with one-way opening draperies • Ripplefold • must order one master carrier body - sold separately	\$6.90 ea
	CP40 CP40/BR	pinch pleat glide • included in system; additional glides may be ordered separately • available in white or bronze /BR	\$6.39 pk (10 pcs)
	R4060/ 60% fullness R4080/ 80% fullness R4100/ 100% fullness R4120/ 120% fullness	• snap accepts Ripplefold tape and swivels to create fold • fullness 60%, 80%, 100% or 120%; specify fullness on order • available in white or bronze /BR	\$6.83 ea
	BT4333	glide stop • stainless steel	\$1.05 ea

PO #		Side Mark		Ship via	
Shipping Information					
Company Name		Acct #		Acct #	
Contact Person					
Street Address					
City	State	ZIP	City	State	ZIP
Email					
Phone	Fax	Phone		Fax	

MOTORIZED TRAVERSE SYSTEMS - Consult Price List for detailed specifications.
Specified custom cut length indicates track length including pulleys.

Item #	Motor	Power Options (SRP)		System Length (per 1')	Custom Cut Track Length	Finish Code	Draw Preference Center One-Way		Motor Location	Carrier pinch pleat OR Ripplefold® style*	Qty	Price per Unit	Subtotal
	Slim	<input type="checkbox"/> L-Ion Battery (Battery Charger & USB Cable)	<input type="checkbox"/> charger & cable	<input type="checkbox"/> 10' cord with plug	<input type="checkbox"/> 30' cord \$100; plug \$8		<input type="checkbox"/> 16"	<input type="checkbox"/> 18"	<input type="checkbox"/> L <input type="checkbox"/> R				
	Slim	<input type="checkbox"/> solar panel \$120	<input type="checkbox"/> charger & cable	<input type="checkbox"/> 10' cord with plug	<input type="checkbox"/> 30' cord \$100; plug \$8		<input type="checkbox"/> 16"	<input type="checkbox"/> 18"	<input type="checkbox"/> L <input type="checkbox"/> R				
	Slim	<input type="checkbox"/> solar panel \$120	<input type="checkbox"/> charger & cable	<input type="checkbox"/> 10' cord with plug	<input type="checkbox"/> 30' cord \$100; plug \$8		<input type="checkbox"/> 16"	<input type="checkbox"/> 18"	<input type="checkbox"/> L <input type="checkbox"/> R				
	Slim	<input type="checkbox"/> solar panel \$120	<input type="checkbox"/> charger & cable	<input type="checkbox"/> 10' cord with plug	<input type="checkbox"/> 30' cord \$100; plug \$8		<input type="checkbox"/> 16"	<input type="checkbox"/> 18"	<input type="checkbox"/> L <input type="checkbox"/> R				

MOTORIZED TRAVERSE COORDINATING ACCESSORIES AND ADDITIONAL FEES
Order finials, cuffs & collars, additional brackets and accessories here.

Item #	Finish Code	Description	Qty	Price per Unit	Subtotal

Glide and Bracket Information

Quantity included per set based on cut track length	4'	5'	6'	7'	8'	9'	10'	11'	12'	13'	14'	15'	16'	17'	18'	19'	20'	21'	22'	23'	24'
Glides [4 per foot, includes master carriers & end caps (2)]	16	20	24	28	32	36	40	44	48	52	56	60	64	68	72	76	80	84	88	92	96
Brackets	2	3	4	4	4	4	4	5	5	5	6	6	6	7	7	7	8	8	8	8	8

Special Instructions

* Must specify Ripplefold carrier fullness.

Answer These Questions	
1. Select Ripplefold fullness:	<input type="checkbox"/> 40% <input type="checkbox"/> 80% <input type="checkbox"/> 100% <input type="checkbox"/> 120%
2. Select Ripplefold masters:	<input type="checkbox"/> Butt Master <input type="checkbox"/> Overlap

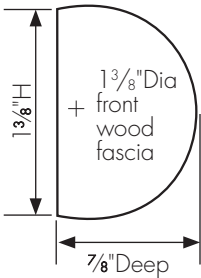
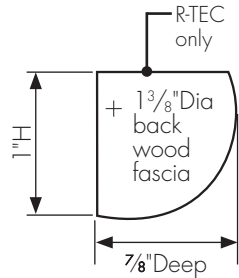
Total

motorized heavy duty traverse fascias

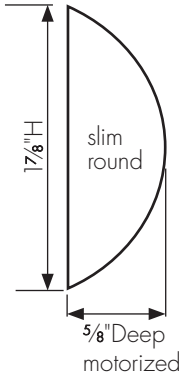
cuts for motorized heavy duty systems

Catalog pages 20-21

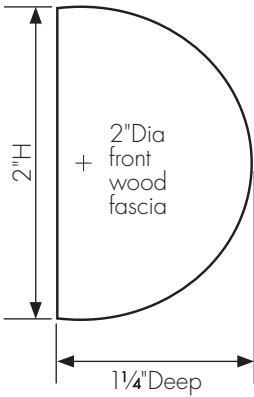
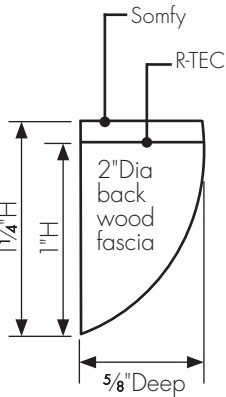
1 3/8" **NEW**



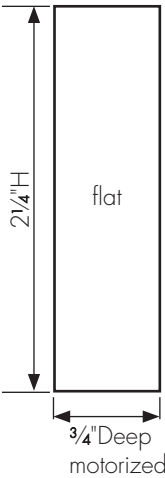
slim
round



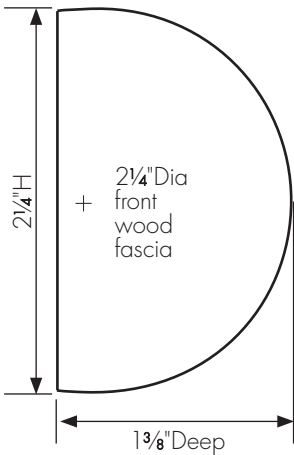
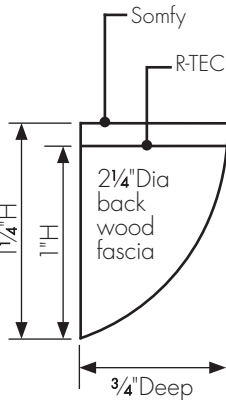
2"



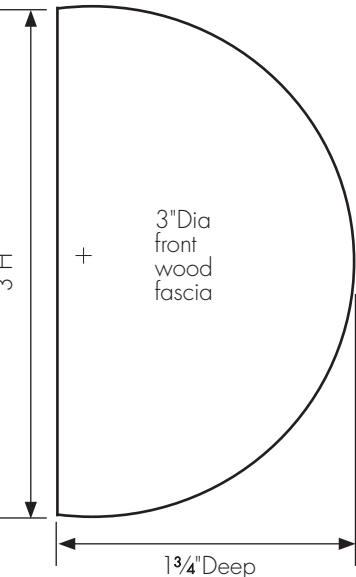
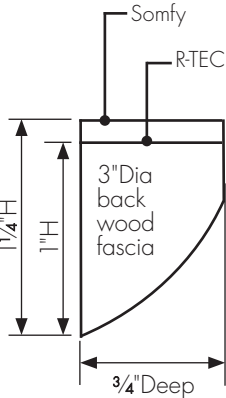
flat



2 1/4"



3"




LI-ION BATTERY OR 110v AC POWER, RIPPLEFOLD OR PINCH PLEAT
AVAILABLE IN 1³/₈", 1⁷/₈", 2", 2¹/₄" AND 3" DIAMETERS

single



single traverse system
with fascia



single traverse system
with mitered returns

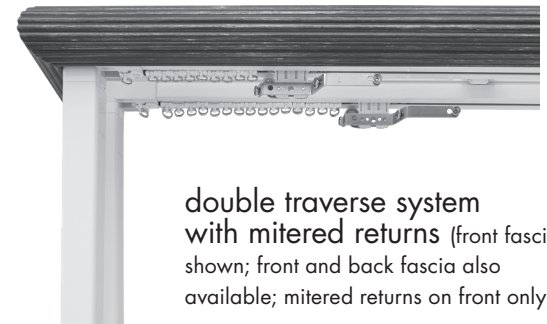


single traverse system
without fascia

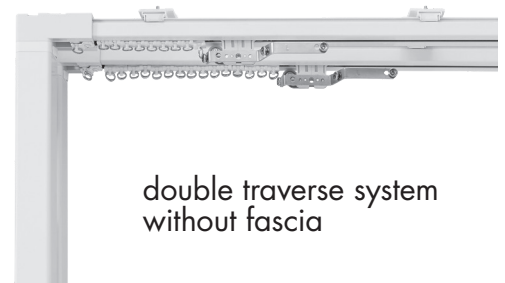
double



double traverse system
with fascia (front fascia shown;
front and back fascia also available)




double traverse system
with mitered returns (front fascia
shown; front and back fascia also
available; mitered returns on front only)




double traverse system
without fascia

coordinating fascia profiles & finials

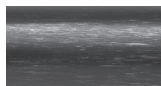
Finials sold separately. Please reference the 2018 Drapery Hardware Catalog for coordinating finials: 1³/₈" Dia on pages 62-64, 2" - 2¹/₄" Dia on pages 69-76 and 3" Dia on pages 82-84.




slim round
smooth,
no finials
• 1⁷/₈" Dia



flat smooth,
no finials
• 2¹/₄" Dia




smooth
• 1³/₈", 2", 2¹/₄"
and 3" Dia




grooved
• 1³/₈", 2", 2¹/₄"
and 3" Dia




fluted
• 1³/₈", 2" and
2¹/₄" Dia



reeded
• 1³/₈", 2", 2¹/₄"
and 3" Dia



wide reeded
• 2¹/₄" Dia



mitered
returns (sold
separately)
• 1³/₈", 1⁷/₈", 2",
2¹/₄" and 3" Dia
• all profiles

R-TEC Automation® motorized heavy duty traverse systems NEW

INCLUDED IN SYSTEM: R-TEC AUTOMATION® TRACK, BRACKETS, COMPONENTS, MOTOR, POWER OPTION & 5 CHANNEL HANDHELD REMOTE WITH WALL MOUNT



- R-TEC Automation® slim drapery motor
RTMLDSS50
- slim drapery motor, 1 per track
 - maximum drapery weight: 110 lbs
 - maximum track length: 36'
 - power option: li-ion battery (includes battery charger & USB cable) or 110v AC power transformer (includes 10' cord with 3 conductor male plug)
 - motor can be mounted on right or left for center draw, or top mounted
 - return hooks/snaps included; available in white or bronze
 - available in white
 - 5 year warranty

- R-TEC Automation® track
- track sold in 1 foot increments, 4' minimum
 - maximum continuous length is 19'; spliced lengths up to 36'
 - available in white or bronze
 - may be ordered with or without fascia
 - fascia options shown on page 11

power options



RTMLDSSB
li-ion battery



RTMLDSSBC
battery charger



RTMLDSSUSB
USB charger cable



RTMDSSPT
110v AC power transformer 10' (plug included)



- R-TEC Automation® handheld remote with wall mount
(5 channel)
- 4¾"H x 2"W x ¾"D
 - 1 remote control per system
 - range: 65'
 - programmable Favorite Position to set your favorite drapery position
 - available in off-white

Motor Weight Capacity

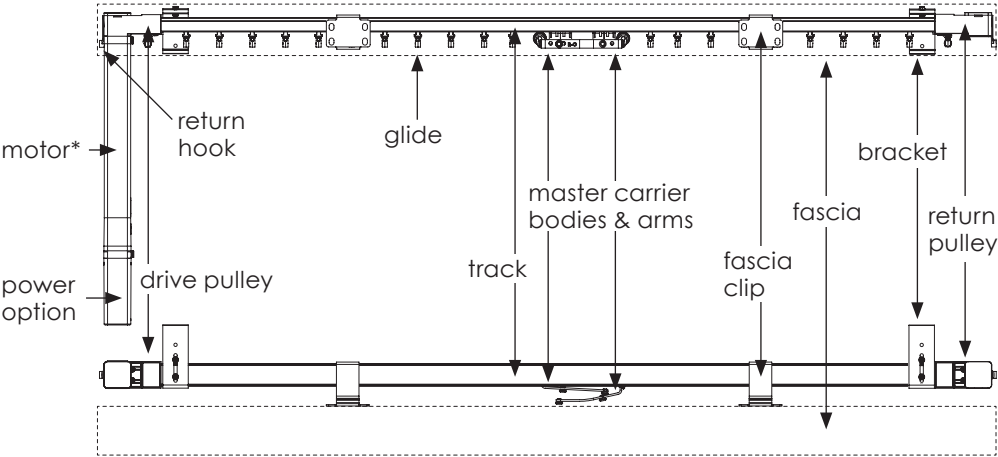
	Motor	maximum drapery weight per total length of system (lbs)									
		18' or less	20'	22'	24'	26'	28'	30'	32'	34'	36'
R-TEC AUTOMATION®	Slim Drapery Motor	110	110	110	110	110	110	110	110	110	110

*Note: 110 lbs. is for single or double systems (combined panel weight for double system) Capacity ratings are based on internal system friction only. External loads caused by fabric friction, drag, or obstructions will adversely affect pulling capacity or stop motor due to resistance. **Maximum System Lengths:** If you need more than the maximum spliced length for a system, two one-way systems can butt against each other behind fascia. Must be specified on your order form. An additional arm component is needed to create an overlap between the two individual systems; sold separately.*

Motorized Traverse System

includes motor(s) with power option(s), track(s) with components, brackets, 5 channel handheld remote with wall mount (1 per system), and fascia with fascia clips when applicable.

front view



top view

**motor can be top mounted
tandem alternative: see page 17

NEW R-TEC Automation® motorized heavy duty traverse systems

System Features	R-TEC Automation® Slim Drapery Motor
System Features	
center draw or one-way draw available	X
White or Bronze track, components and brackets available	X
track maximum length	36'
maximum number of track splices	1
Motor Features	
battery power option	X
motor cord length as purchased	10'
2-way RF communication	X
adjustable speed	X
preferred open / close limit settings	X
favorite position	X
obstruction detection	X
manual override	X
quiet operation	X
soft start / stop	X
average linear speed	5.5" (14 cm) / sec
motorized track noise level	44 dB
maximum weight	110 lbs / 36 ft
tandem maximum weight	220 lbs / 36 ft
motor unit can be installed on either end of track	X
vertical mount option	X
Control Options	
timer control	X
sun control	X
digital technology	ARCTM
Solar Power	X
Installation Features	
programming buttons on motor unit	X
power supply	li-ion battery or 110v AC power transformer
amperage	1.5 A
power consumption	60 W
power cable type	3 conductor male plug
control connector type	RJ-45
Standard Accessories included with system	
5 channel handheld remote with wall mount (remote control; white)	X
Carrier Features	
White or Bronze pinch pleat glides	X
White or Bronze Ripplefold glides (choose 60%, 80%, 100%, or 120% fullness)	X

Additional R-TEC Smart Controls can be ordered at additional cost



RTMHUB2
R-TEC Hub
2-way RF; Wi-Fi built in
• 4½"H x 1¼"W x 4½"D
• range: 60'



RTMHR1C
handheld remote with wall mount, 1 channel
• 5¾"H x 1¼"W x ½"D
• range: 65'
• available in white



RTMHR5C
handheld remote with wall mount, 5 channel
• 4¾"H x 2"W x ¾"D
• range: 65'
• available in off-white



RTMHR15C
handheld remote with wall mount, 15 channel
• 5¾"H x 1¼"W x ½"D
• range: 65'
• available in white



RTMWSR5C
surface mount wall switch
5 channel
• 4½"H x 2¾"W x 7⁄8"D
• range: 65'
• available in white



RTMWSR15C
wall box mount switch
15 channel
• 4½"H x 2¾"W x 1"D
• range: 65'
• available in white



RTMISS
interior sun sensor
• 1¾"H x 1¾"W x 5⁄8"D
• range: 65'
• available in white



RTMUSR
ARC USB signal repeater
• 2"L x 2½"L with USB x 1½"W
• extends the wireless range of the R-TEC Hub and remotes up to 60'
• maximum 2 repeaters per system or network
• available in white (color may vary)



RTMLWCW
wall charger for USB signal repeater
• 1½"W x 1½"L
• available in white (color may vary)



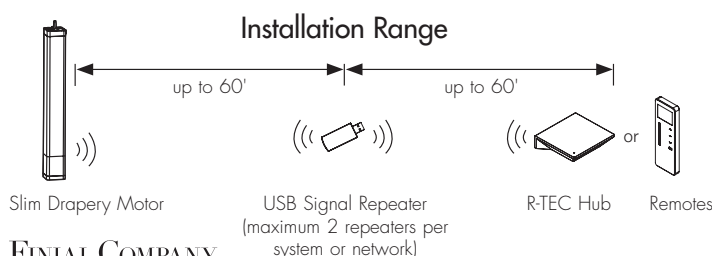
RTMSOLAR2
solar panel battery charger
• 4½"H x 12½"W x 1¾"D
• includes l-bracket, cables & fastener

R-TEC Automation® App - Control your window coverings with a smartphone or tablet
Our App enables simple, intuitive control and system configuration from your smartphone or tablet.

Download on the **App Store** bit.ly/R-TEC-Automation-Rowley

GET IT ON **Google Play** bit.ly/R-TEC-Automation-Rowley-Android

Pair the R-TEC Hub and App with these systems (not sold by Rowley):




R-TEC Automation® motorized heavy duty traverse systems NEW

R-TEC motorized traverse accessories

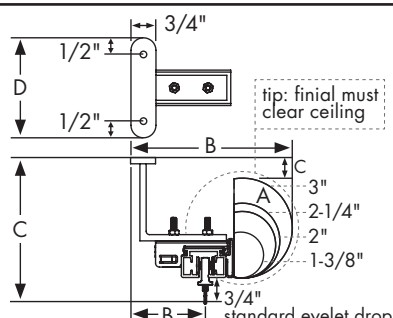
Master carrier body is required for each master carrier arm - sold separately; look for the /BR icon for components available in bronze and add /BR at the end of the item number to order

Catalog page 16



TB035-R TB060-R TB100-R



TB035-R	wall traverse bracket, single • adjustable 3½"-4½" return; 2½"H x 1½"W backplate • available in white or bronze /BR	\$28.75 ea
TB060-R	wall traverse bracket, single or double • adjustable 5½"-6¼" front return; adjustable 2½"-3½" back return; 3¾"H x 1¾"W backplate • available in white or bronze /BR	\$46.00 ea
TB100-R	wall traverse bracket, single, double or triple • adjustable up to 10"; 4½"H x 1½"W backplate • available in white or bronze /BR	\$46.00 ea
RTMDTBCM	ceiling ceiling mount clip may only be used in systems without fascia • 13/16"H x 2 ¼"Deep x 1"W • single bracket; may be substituted in double systems; for double ceiling mount installation, install two individual brackets into ceiling • available in white or bronze /BR	\$5.75 ea
RTMDTFC	fascia mount clip • use to attach fascia to traverse systems; included • available in zinc	\$4.60 ea
RTMDTMCB	master carrier body (must order 1 for each arm) • select from different arms to assemble into one master carrier body • order two if ordering center draw master carrier arms - sold separately • available in white or bronze /BR	\$7.48 ea
RTMDTCD	universal master carrier arms for center draw (pinch pleat or Ripplefold) • use tandem master carrier arms for heavy draperies that require two motors	\$9.20 ea
RTMDTCDTAN°	• stainless steel overlap arms; pair • must order two master carrier bodies - sold separately	\$13.80 ea
RTMDTOR	universal master carrier arms for one-way draw (pinch pleat or Ripplefold) • stainless steel arm • right (R) or left (L) • must order one master carrier body - sold separately	\$4.60 ea
RTMDTOL		
RTMDTCDB	Ripplefold butt master carrier arms for center draw • stainless steel arms with snaps to accept Ripplefold tape; pair • butt master carriers do not overlap, allowing some light to filter between draperies on center draw treatments • must order two master carrier bodies - sold separately	\$9.20 ea
RTMDTOB	Ripplefold butt master carrier arm for one-way draw • stainless steel arm • right and left • must order one master carrier body - sold separately	\$4.60 ea
CP40	pinch pleat glide • included in system; additional glides may be ordered separately • available in white or bronze /BR	\$6.39 pk (10 pcs)
CP40/BR		
R4060/ 60% fullness	• snap accepts Ripplefold tape and swivels to create fold	
R4080/ 80% fullness	• fullness 60%, 80%, 100% or 120%; specify fullness on order	\$6.83 ea
R4100/ 100% fullness		
R4120/ 120% fullness	• available in white or bronze /BR	
BT4333	glide stop • stainless steel	\$1.05 ea
TBKT214-R *	• For 2"-2¼" poles: 3½"H x ¾"W backplate, 7/8" front return and 3" back track return*	
TBKT300-R *	• For 3" poles: 3½"H x ¾"W backplate, 8¾" front return and 3" back track return* • use to combine 2", 2¼" or 3" full wood pole with single traverse systems • includes traverse ceiling mount bracket attached onto the bottom of the over-bracket custom returns available, poles sold separately	\$80.50 ea
CMTB-R *	steel custom ceiling bracket, single • 2¾"H x 1½"W backplate for double ceiling mount installation, install two individual brackets into ceiling When ordering, specify: A. fascia diameter and profile. B. projection to carrier and/or to front of fascia. C. drop from ceiling to carrier eyelet and/or from ceiling to top of fascia (tip: finial must clear ceiling). D. width of mounting plate if longer than 2½" 	\$69.00 ea

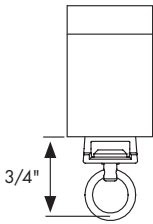
*available in any of our 50 standard hand painted finishes or your own custom finish

THE FINIAL COMPANY.

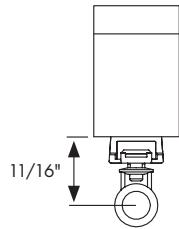
NEW R-TEC Automation® motorized heavy duty traverse systems

R-TEC motorized traverse accessories

R-TEC pinch pleat glide
4 per foot, unless otherwise specified



R-TEC Ripplefold glide
see specs to right

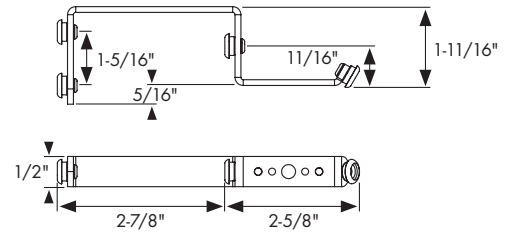


60% carrier fullness: 1 7/8" spacing
80% carrier fullness: 2 5/8" spacing
100% carrier fullness: 2 5/8" spacing
120% carrier fullness: 1 7/8" spacing
Snap tape*: 4 1/4" spacing
*Snap tape not included with system

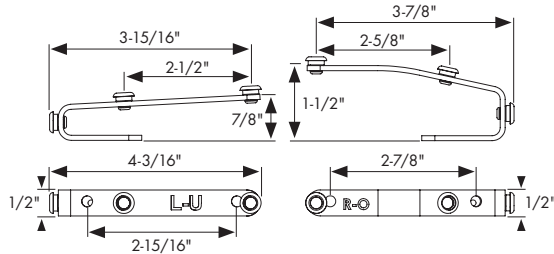
IMPORTANT: Drapery workroom must apply specific snap tape to drapery panel when using Ripplefold carriers.

R-TEC Automation® Ripplefold carriers are only compatible with Kirsch Ripplefold snap tape.

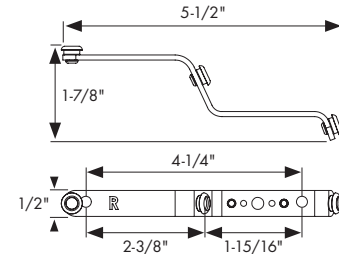
R-TEC Ripplefold Butt Master Carrier Arm
One-Way Draw



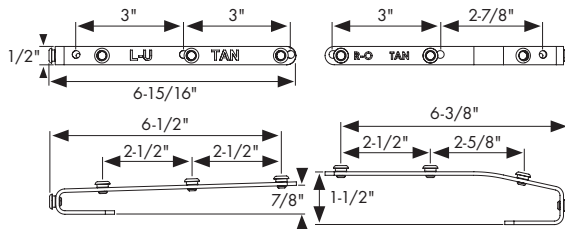
R-TEC Pinch Pleat or Ripplefold Master Carrier Arm - Center Draw



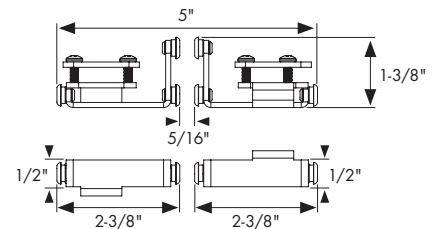
R-TEC Pinch Pleat or Ripplefold Master Carrier Arm - One-Way Draw



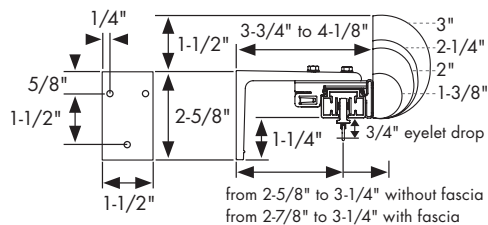
R-TEC Pinch Pleat or Ripplefold Tandem Master Carrier Arm - Center Draw



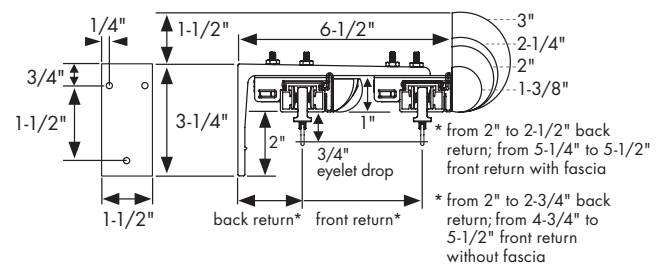
R-TEC Ripplefold Butt Master Carrier Arm - Center Draw



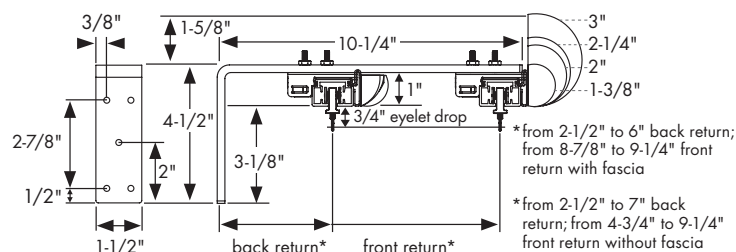
R-TEC Single Motorized Bracket (TB035-R)



R-TEC Single or Double Motorized Bracket (TB060-R)

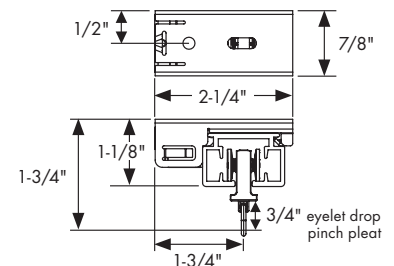


R-TEC Single, Double or Triple Motorized Bracket (TB100-R)

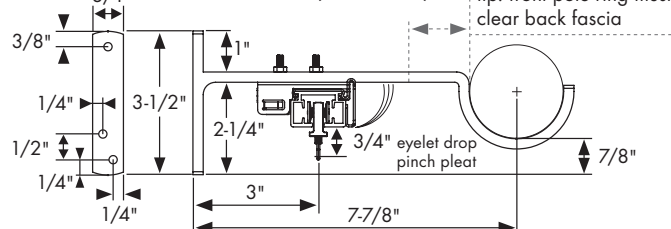


R-TEC Ceiling Mount Bracket (RTMDTBCM)

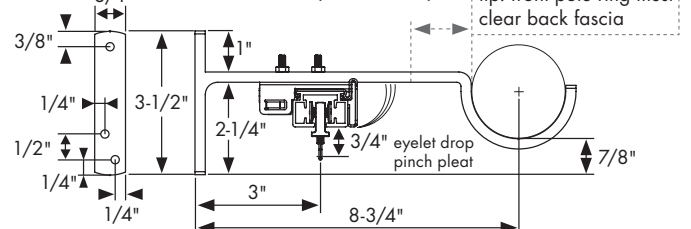
Please note:
Ceiling Bracket
will not
accommodate
fascia and finials.



Custom Bracket (TBKT214-R)



Custom Bracket (TBKT300-R)



R-TEC Automation® motorized heavy duty traverse systems NEW

R-TEC Automation® Traverse Pricing LHON BATTERY OR 110v AC POWER TRANSFORMER

Item #	Name	Systems are sold in 1 ft increments						
--------	------	-------------------------------------	--	--	--	--	--	--

Motorized Traverse System with Wood Fascia

Single Track System with Wood Fascia for 1 3/8" round		4'	5'	6'	7'	8'	9'	10'
CSRTFC138WF	RTEC Automation® Slim Drapery Motor	\$1,414.50	\$1,472.00	\$1,529.50	\$1,587.00	\$1,644.50	\$1,702.00	\$1,759.50
Double Track Systems with Wood Fascia Front Only for 1 3/8" round								
CSRTFC138WFFDBL	RTEC Automation® Slim Drapery Motor	\$2,599.00	\$2,685.25	\$2,771.50	\$2,857.75	\$2,944.00	\$3,030.25	\$3,116.50
Double Track System with Wood Fascia Front and Back for 1 3/8" round								
CSRTFC138WFFDBL	RTEC Automation® Slim Drapery Motor	\$2,829.00	\$2,944.00	\$3,059.00	\$3,174.00	\$3,289.00	\$3,404.00	\$3,519.00
Single Track System with Wood Fascia for 1 7/8" slim, 2 1/4" flat smooth, 2" and 2 1/4" round								
CSRTFC214WF	RTEC Automation® Slim Drapery Motor	\$1,529.50	\$1,644.50	\$1,759.50	\$1,874.50	\$1,989.50	\$2,104.50	\$2,219.50
Double Track Systems with Wood Fascia Front Only for 1 7/8" slim, 2 1/4" flat smooth, 2" and 2 1/4" round								
CSRTFC214WFFDBL	RTEC Automation® Slim Drapery Motor	\$2,829.00	\$3,030.25	\$3,231.50	\$3,432.75	\$3,634.00	\$3,835.25	\$4,036.50
Double Track System with Wood Fascia Front and Back for 2" and 2 1/4" round								
CSRTFC214WFFDBL	RTEC Automation® Slim Drapery Motor	\$3,059.00	\$3,289.00	\$3,519.00	\$3,749.00	\$3,979.00	\$4,209.00	\$4,439.00
Single Track System with Wood Fascia for 3" round								
CSRTFC300WF	RTEC Automation® Slim Drapery Motor	\$1,759.50	\$1,903.25	\$2,047.00	\$2,190.75	\$2,334.50	\$2,478.25	\$2,622.00
Double Track System with Wood Fascia Front Only for 3" round								
CSRTFC300WFFDBL	RTEC Automation® Slim Drapery Motor	\$3,289.00	\$3,519.00	\$3,749.00	\$3,979.00	\$4,209.00	\$4,439.00	\$4,669.00
Double Track System with Wood Fascia Front and Back for 3" round								
CSRTFC300WFFDBL	RTEC Automation® Slim Drapery Motor	\$3,519.00	\$3,777.75	\$4,036.50	\$4,295.25	\$4,554.00	\$4,812.75	\$5,071.50

Motorized Traverse System without Wood Fascia

Single Track System track available in white and bronze		4'	5'	6'	7'	8'	9'	10'
CSRTFCTTRACK	RTEC Automation® Slim Drapery Motor	\$1,150.00	\$1,184.50	\$1,219.00	\$1,253.50	\$1,288.00	\$1,322.50	\$1,357.00
Double Track System track available in white and bronze								
CSRTFCTTRACKDBL	RTEC Automation® Slim Drapery Motor	\$2,300.00	\$2,369.00	\$2,438.00	\$2,507.00	\$2,576.00	\$2,645.00	\$2,714.00

Item #	Name	Color	Price
--------	------	-------	-------

R-TEC Smart Controls

*Handheld Remote with Wall Mount
5 channel included*

RTMHUB2	Wi-Fi to ARC Bridge Hub, 2-Way RF-includes USB Power Cord, Power Plug & Ethernet Cable	White	\$457.70
RTMHR1C	Handheld Remote with Wall Mount-1 channel	White	\$111.46
RTMHR5C	Handheld Remote with Wall Mount-5 channel	White	\$112.47
RTMHR15C	Handheld Remote with Wall Mount-15 channel	White	\$131.74
RTMWSR5C	Surface Mount Wall Switch-5 channel	White	\$101.34
RTMWSR15C	Wall Box Mount Switch-15 channel	White	\$106.40
RTMISS	Interior Sun Sensor	White	\$70.93
RTMUSR	ARC USB Signal Repeater	White	\$193.29
RTMLWCW	Wall Charger for USB Signal Repeater	White	\$13.98
RTMSOLAR2	Solar Panel Battery Charger includes L-Bracket, Cables & Fastener	Black	\$187.83

Item #	Name	Color	Price
--------	------	-------	-------

R-TEC Additional Options, Upgrades & Fees

TFCFEEMITER-EACH	Wood fascia mitered return	\$80.00 per return
TFCFEEBLEND	Blended fascia splice	\$108.00 per blend

TFC Motorized Traverse Tips

- specified custom cut length indicates track length including drive belts; fascia will be 1/4" longer at each end of track (1/2" total); mitered fascia will be 1 1/2" to 1 3/4" longer at each end of track (3 to 3 1/2" total)
- track and fascia will be spliced in the center of overall length
- blended fascia available for an additional fee per blend; TFC will properly connect splice(s) and ship your fascia in one continuous length
- back fascia can accommodate decorative end caps; decorative end caps sold separately
- R-TEC Automation® Traverse Systems carry a 5 year warranty on motor
WARNING: Modifications of internal components will void R-TEC warranties

NEW R-TEC Automation® motorized heavy duty traverse systems

Orders with R-TEC motorized traverse systems will incur a \$25 packaging fee. Available in all profiles for 1 3/8", 1 7/8", 2", 2 1/4" and 3" diameter fascias or without a wood fascia

Pricing Includes R-TEC Automation® Track, Brackets, Components, Motor, Power Option & 5 Channel Handheld Remote with Wall Mount Catalog pages 12-16

Spliced systems begin at 19'

11'	12'	13'	14'	15'	16'	17'	18'	19'	per add'l ft
\$1,817.00	\$1,874.50	\$1,932.00	\$1,989.50	\$2,047.00	\$2,104.50	\$2,162.00	\$2,219.50	\$2,277.00	\$57.50
\$3,202.75	\$3,289.00	\$3,375.25	\$3,461.50	\$3,547.75	\$3,634.00	\$3,720.25	\$3,806.50	\$3,892.75	\$86.25
\$3,634.00	\$3,749.00	\$3,864.00	\$3,979.00	\$4,094.00	\$4,209.00	\$4,324.00	\$4,439.00	\$4,554.00	\$115.00
\$2,334.50	\$2,449.50	\$2,564.50	\$2,679.50	\$2,794.50	\$2,909.50	\$3,024.50	\$3,139.50	\$3,254.50	\$115.00
\$4,237.75	\$4,439.00	\$4,640.25	\$4,841.50	\$5,042.75	\$5,244.00	\$5,445.25	\$5,646.50	\$5,847.75	\$201.25
\$4,669.00	\$4,899.00	\$5,129.00	\$5,359.00	\$5,589.00	\$5,819.00	\$6,049.00	\$6,279.00	\$6,509.00	\$230.00
\$2,765.75	\$2,909.50	\$3,053.25	\$3,197.00	\$3,340.75	\$3,484.50	\$3,628.25	\$3,772.00	\$3,915.75	\$143.75
\$4,899.00	\$5,129.00	\$5,359.00	\$5,589.00	\$5,819.00	\$6,049.00	\$6,279.00	\$6,509.00	\$6,739.00	\$230.00
\$5,330.25	\$5,589.00	\$5,847.75	\$6,106.50	\$6,365.25	\$6,624.00	\$6,882.75	\$7,141.50	\$7,400.25	\$258.75

Spliced systems begin at 19'

11'	12'	13'	14'	15'	16'	17'	18'	19'	per add'l ft
\$1,391.50	\$1,426.00	\$1,460.50	\$1,495.00	\$1,529.50	\$1,564.00	\$1,598.50	\$1,633.00	\$1,667.50	\$34.50
\$2,783.00	\$2,852.00	\$2,921.00	\$2,990.00	\$3,059.00	\$3,128.00	\$3,197.00	\$3,266.00	\$3,335.00	\$69.00

Item #	Name	Price
R-TEC Automation® Motor Kits		
RTMLDKIT	Slim Drapery Motor with Li-ion Battery, Wall Charger & USB Cable (included)	\$598.00
RTMLDS2KIT	Slim Drapery Motor with Li-ion Battery, Wall Charger & Solar Panel Charger	\$687.70
RTMLDACKIT	Slim Drapery Motor with 110v AC Power Transformer 10' with 3 Conductor Male Plug	\$448.50

Tandem Alternative

Tandem alternative ARC™ motorized systems utilize two drapery motors and are used for draperies that exceed the maximum single motor capacity. Available with Butt Master One-Way Draw Arms RTMDTOB (recommended for Ripplefold draperies), Butt Master Center Draw Arms RTMDTCDB (Ripplefold only) or Overlap Tandem Center Draw Arms RTMDTCDTAN (recommended for pinch pleat draperies).

Quantity Per System

	4'	5'	6'	7'	8'	9'	10'	11'	12'	13'	14'	15'	16'	17'	18'	19'
Pinch Pleat Glides	21	27	33	38	44	50	55	61	67	72	78	84	89	95	100	106
Brackets	3	4	4	5	5	6	6	7	7	8	8	9	9	10	10	11

Motorized Stack Back Calculation *(each drapery panel)*

R-TEC: master carrier + (# glides on panel x carrier width) + 3.75" = stack per drapery panel

Ex: R-TEC Automation® 10ft. center draw, pinch pleat (standard 4 glides per ft.)
 2.75" + [(40/2) x .5"] + 3.75" = 16.5" stack, short master panel *BEFORE drapery fabric is installed*
 6.75" + [(40/2) x .5"] + 3.75" = 20.5" stack, overlap master panel *BEFORE drapery fabric is installed*

Please note: Calculations result in Stack Back Width *BEFORE* drapery fabric is installed. Stack back width will increase once draperies are installed. Factors such as thickness of drapery fabric, type of drapery pleat, and fullness of treatment affect the final stack back width. Please consult your workroom to determine your final stack back based on your draperies.

Somfy motorized traverse systems

RIPPLEFOLD OR PINCH PLEAT

INCLUDED IN SYSTEM: SOMFY® MOTORIZED TRAVERSE TRACK WITH MOTOR AND REMOTE



Somfy motorized track

- track sold in 1 foot increments, 6' minimum
- maximum continuous length is 20'; spliced lengths up to 36'
- includes one motor, standard remote control 5-channel transmitter per track, and fascia with fascia clips when applicable
- available in white or bronze; track finish will complement fascia finish
- end drive gears available in white
- may be ordered with or without The Finial Company™ fascia options
- curved tracks available with minimum 11.8" radius; curving fees apply



Somfy Situo®/Telis standard remote control transmitter (multi-channel handheld remote)

- 5 1/4"H x 1 5/8"W
- 1 remote control per track
- 5 channels
- programmable My Position to set your favorite drapery position
- available in white



Somfy Irismo™ 45 motor

NEW

- heavy duty motor, 1 per track
- maximum drapery weight for motor: 99 lbs
- maximum length for motor: 33'
- 26.5V Li-ion Battery Power
- motor can be mounted on right or left for center draw, or top mounted
- return hooks/snaps included; available in white
- available in white
- 5 year warranty



Somfy Irismo™ 35 Mini motor

NEW

- mini motor, 1 per track
- maximum drapery weight for mini motor: 77 lbs
- maximum length for mini motor: 32'
- 24V DC Power Supply cord with plug: 158.4" cord length
- motor can be mounted on right or left for center draw, or top mounted
- return hooks/snaps included; available in white
- available in white
- 5 year warranty



Somfy Glydea® ULTRA 60e RTS motor

- heavy duty motor, 1 per track
- maximum drapery weight for heavy duty motor: 132 lbs
- maximum length for heavy duty motor: 36'
- 110V Power Supply cord with plug: 120" cord length
- motor can be mounted on right or left for center draw, or top mounted; may also be hardwired
- return hooks/snaps included; available in white
- available in brushed aluminum
- 5 year warranty (warranty voided if hardwired)



Somfy Glydea® ULTRA 35e RTS motor

- light duty motor, 1 per track
- maximum drapery weight for light duty motor: 77 lbs
- maximum length for light duty motor: 32'
- 110V Power Supply cord with plug: 120" cord length
- motor can be mounted on right or left for center draw, or top mounted; may also be hardwired
- return hooks/snaps included; available in white
- available in brushed aluminum
- 5 year warranty (warranty voided if hardwired)

Be sure to select the best motor for your window treatment. Use the Motor Weight Capacity chart below to determine which motor best accommodates your length of track and your drapery weight. The System Features chart on the opposite page lists the varied functions of each motor.

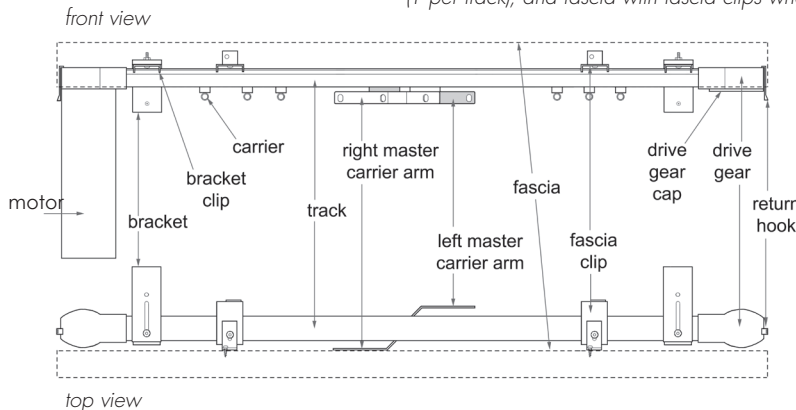
Motor Weight Capacity

Motor		maximum drapery weight per total length of system (lbs)											
		18' or less	20'	22'	24'	26'	28'	30'	32'	34'	36'	38'	40'
somfy®	Standard Irismo™ 45	99	99	99	99	99	99	99	99	-	-	-	-
	Mini Irismo™ 35	77	77	77	77	77	77	77	77	-	-	-	-
	Heavy Duty Glydea® ULTRA 60e	132	132	132	132	132	132	132	132	132	132	-	-
	Standard Glydea® ULTRA 35e	77	77	77	77	77	77	77	77	-	-	-	-

Note: Capacity ratings are based on internal system friction only. External loads caused by fabric friction, drag, or obstructions will adversely affect pulling capacity or stop motor due to resistance. **Curving:** System curves reduce maximum drapery weight capacity by a minimum of 15% per bend. Please call us regarding weight capacity for your curved track. **Maximum System Lengths:** If you need more than the maximum spliced length for a system, two one-way systems can butt against each other behind fascia. Must be specified on your order form. An additional arm component is needed to create an overlap between the two individual systems; sold separately.

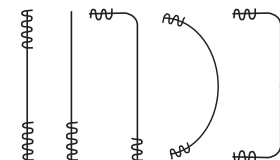
Motorized Traverse System

includes 1 motor with power supply (1 per track), track(s) with components, brackets, and 1 standard transmitter (1 per track), and fascia with fascia clips when applicable. Somfy transformers are within the Somfy motor housing.



Single and Double without Fascia can be curved for an additional fee:

Somfy Glydea®



Please note: Somfy Glydea® systems can be curved with a minimum 11.8" radius. All curves require a template. **Curving track reduces weight capacity of motor. Please refer to motor specifications above.**

Somfy motorized traverse systems

System Features	Somfy Glydea® ULTRA Motors		Somfy Irismo™ Motors	
	Standard	Heavy Duty	Standard	Mini
System Features	Glydea® ULTRA 35e	Glydea® ULTRA 60e	Irismo™ 45	Irismo™ 35
center draw or one-way draw available	X	X	X	X
White or Bronze track available	X	X	X	X
White or Bronze components* available	X	X	X	X
track maximum length	32'	36'	33'	32'
maximum number of track splices	1	1	1	1
minimum curving radius	11.8" (30 CM)	11.8" (30 CM)	11.8" (30 CM)	11.8" (30 CM)
White or Bronze wall mount brackets (sgl & dbl)	X	X	X	X
White or Bronze standard ceiling mount bracket	X	X	X	X
Motor Features	Glydea® ULTRA 35e	Glydea® ULTRA 60e	Irismo™ 45	Irismo™ 35
motor cord length as purchased	120"	120"	n/a	158.4"
touch motion		X		X
manual override	X	X	X	X
soft start	X	X	X	X
soft stop		X		X
speed control and adjustment		X		X
average linear speed	7.8" (20 cm) / sec	4.9" (12.5 cm) - 7.8" (20 cm) / sec	4.9" (12.5 cm) / sec	4.9" (12.5 cm) - 7.8" (20 cm) / sec
motor automatically stops when system reaches fully open or fully closed position	X	X	X	X
adjustable limits		X	X	X
intermediate position		My Position	My Position	My Position
motorized track noise level	50 dB	44 dB	44 dB	44 dB
maximum weight	77 lbs / 20 ft	132 lbs / 20 ft	99 lbs / 33 ft	77 lbs / 32 ft
tandem maximum weight	n/a	220 lbs / 20 ft	198 lbs / 33 ft	154 lbs / 32 ft
motor unit can be installed on either end of track	X	X	X	X
inverse mounting of motor	X	X	X	X
factory reset	X	X	X	X
Control Options	Glydea® ULTRA 35e	Glydea® ULTRA 60e	Irismo™ 45	Irismo™ 35
timer control	X	X	X	X
sun control	X	X	X	X
3 normally open dry contacts	X	X		X
2 normally open dry contacts	X	X		X
2 normally open dry contact sequencing mode	X	X		X
dry contact individual and group master control	X	X		X
digital technology	RS485 interface			RS485 interface
Installation Features	Glydea® ULTRA 35e	Glydea® ULTRA 60e	Irismo™ 45	Irismo™ 35
programming buttons on motor unit	X	X		X
power supply	110 V Power		25.9 V DC Power (Li-Ion Rechargeable)	24 V DC Power
amperage	0.5 A	1 A		2 A
power consumption	60 W	120 W	<3 W	<3 W
power cable type	3-wire cable	3-wire cable	3-wire cable	3-wire cable
control connector type	RJ-12	RJ-12	RJ-12	RJ-12
DCT control circuit voltage	3.3 V DC	3.3 V DC		5 V DC
certifications	c TUV us, CCC, CE		CE	
Standard Accessories included with system	Glydea® ULTRA 35e	Glydea® ULTRA 60e	Irismo™ 45	Irismo™ 35
5 channel transmitter (remote control; white)	X	X	X	X
Carrier Features	Glydea® ULTRA 35e	Glydea® ULTRA 60e	Irismo™ 45	Irismo™ 35
White or Bronze pinch pleat glides	X	X	X	X
White Ripplefold glides compatible with Kirsch Ripplefold tape (choose 80%, 100%, or 120% fullness)	X	X	X	X

*components include: glides, master carriers, drive gears, return hooks and fascia clips **maximum allowable charging current

Additional Controls and Accessories

can be ordered at additional cost



Somfy wireless RTS wall switches

- 4½"H x 2¾"W
- range: 65'
- open or close the motorized drapery when you enter or exit a room
- battery-powered, wireless switch
- customizable buttons for selecting window treatments throughout the house
- custom button labels available
- white



Somfy Table Top Accessory

- case for wireless wall switch



1 channel RTS remote control transmitter

- 6"H x 2"W
- range: 65'
- available with wall mount clip
- silver



16 channel RTS remote control transmitter with programmable timer and on-screen display

- 6"H x 2"W
- range: 65'
- available with wall mount clip
- silver



Somfy indoor sun control

- 2⅞"Dia x ¾"D
- range: 65'
- uses the intensity of the sun to provide automatic control of window coverings in the home
- mounts on window sill or window glass



Somfy myLink™

Control your window coverings with a smartphone or tablet

The mylink™ puts you in control, so you can operate your motorized applications whether you're home or away. On vacation and realized you forgot to close your draperies? Not a problem, with a simple tap of a button in the mylink app, you can close all your window treatments at once.

Somfy motorized traverse systems

Somfy motorized traverse accessories

Catalog pages 18-19



HDTB35-S HDTB10-S HDTB-S

HDTB35-S

- steel traverse bracket, single
- adjustable 3½"-4½" return; 2¾"H x 1½"W backplate
- available in white or bronze

\$28.75 ea

HDTB10-S

- steel custom bracket, single or double
- 4½"H x 1½"W backplate; specify return up to 10"

\$46.00 ea

HDTB-S

- steel traverse bracket, double, can be used for single 6" return
- adjustable 5½"-6¼" front return, adjustable 2½"-3½" back return, 3¾"H x 1½"W backplate
- available in white or bronze

\$46.00 ea



CMBC-S

- single ceiling mount bracket
- ½"H x 2"Deep x 1"W
- may only be used in systems without fascia
- single bracket; may be substituted in single or double systems
- available in white or bronze

\$23.00 ea

for double ceiling mount installation, install two individual brackets into ceiling



SOMFY CLIP

- Somfy fascia clip
- use to attach fascia to traverse systems; included

\$23.00 ea



CMTB-S

- steel custom ceiling bracket, single
- 2¾"H x 1½"W backplate

\$69.00 ea

specify drop: contingent upon which fascia or finials are chosen

for double ceiling mount installation, install two individual brackets into ceiling



TBKT214-S

- 3½"H x ¾"W backplate, 7⅞" front return and 3" back track return*
- use to combine 2" or 2¼" full wood pole with single traverse systems
- includes traverse ceiling mount bracket attached onto the bottom of the over-bracket

\$80.50 ea

**custom returns available, poles sold separately*



TBKT300-S

- 3½"H x ¾"W backplate, 8¾" front return and 3" back track return*
- use to combine 3" full wood pole with single traverse systems
- includes traverse ceiling mount bracket attached onto the bottom of the over-bracket

\$80.50 ea

**custom returns available, poles sold separately*



1780947 overlap 1782321 underlap

- Somfy pinch pleat or Ripplefold master carrier for center or one-way draw
- stainless steel
- for use with one-way or center opening draperies
- pinch pleat or Ripplefold

\$23.00 ea



1782319

- Somfy Ripplefold butt master carrier for one-way draw
- stainless steel
- for use with one-way opening draperies
- Ripplefold

\$23.00 ea



1780953

- Somfy Ripplefold butt master carrier for center draw
- stainless steel with snaps to accept Ripplefold tape
- for use with center opening draperies
- butt master carriers do not overlap, allowing some light to filter between draperies on center draw treatments

\$23.00 ea

Quantity Per System

	6'	7'	8'	9'	10'	11'	12'	13'	14'	15'	16'
Pinch Pleat Glides	24	28	32	36	40	44	48	52	56	60	64
Brackets	3	3	4	4	4	5	5	5	6	6	6

Somfy glides are 4 per foot

Somfy brackets are 1 every 3-4 feet



1781415 white
1782869 bronze

Somfy standard pinch pleat glide
• ball bearing wheel for smooth movement
• included in system; additional glides may be ordered separately
• available in white or bronze

\$3.45 ea

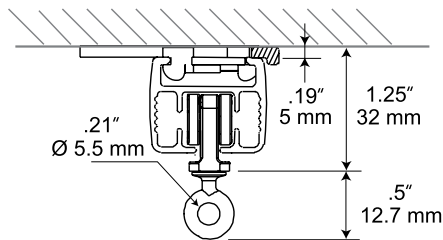


1780901 white 120% fullness
1780902 white 100% fullness
1780903 white 80% fullness
1782870 bronze 120% fullness
1782871 bronze 100% fullness
1782872 bronze 80% fullness

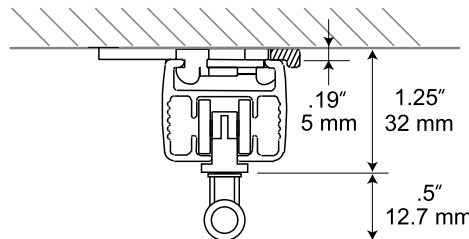
Somfy Ripplefold glide
• snap accepts Ripplefold tape and swivels to create fold
• fullness 80%, 100% and 120%; specify fullness on order
• available in white or bronze

\$3.45 ea

Somfy pinch pleat glide
4 per foot, unless otherwise specified



Somfy Ripplefold glide



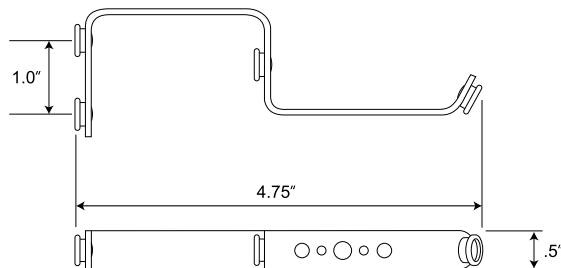
80% glide fullness: 2 $\frac{3}{8}$ " spacing
100% glide fullness: 2 $\frac{1}{8}$ " spacing
120% glide fullness: 1 $\frac{7}{8}$ " spacing

Snap tape: 4 $\frac{1}{4}$ " spacing;
Snap tape not included with system

IMPORTANT: Drapery workroom must apply specific snap tape to drapery panel when using Ripplefold glides. Somfy Glydea® Ripplefold glides are only compatible with Kirsch Ripplefold snap tape. Other brand tapes are NOT COMPATIBLE with the Somfy Glydea® Motorized system.

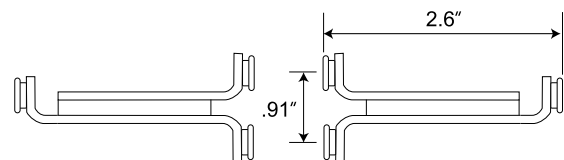
Somfy Ripplefold Butt Master Carrier

One-Way Draw



Somfy Ripplefold Butt Master Carrier

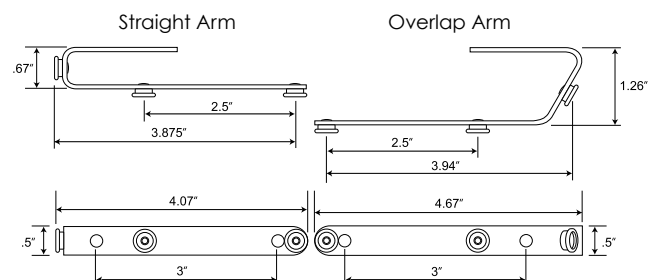
Center Draw



TFC Motorized Traverse Tips

- specified custom cut length indicates track length including drive gears; fascia will be $\frac{1}{4}$ " longer at each end of track ($\frac{1}{2}$ " total); mitered fascia will be $1\frac{1}{4}$ " to $1\frac{3}{4}$ " longer at each end of track (3 to $3\frac{1}{2}$ " total)
- track and fascia will be spliced in the center of overall length
- blended fascia available for an additional fee per blend; TFC will properly connect splice(s) and ship your fascia in one continuous length.
- back fascia can accommodate decorative end caps; decorative end caps sold separately
- Somfy Motorized Traverse Systems carry a 5 year warranty on motor;
WARNING: Modifications of internal components will void Somfy warranties;
Hardwiring Somfy Glydea® Motors will void Somfy warranties

Somfy Pinch Pleat or Ripplefold Master Carrier



Somfy motorized traverse systems

Somfy Motorized Traverse Pricing

Item #	Name	Color	Price
--------	------	-------	-------

Somfy Motors

1003159	Somfy Glydea® ULTRA 60e Heavy Duty Motor		\$1,380.00
1003152	Somfy Glydea® ULTRA 35e Std Motor		\$1,132.75
1002353	Somfy Irismo™ 45 Std Motor		\$1,132.75
1003004	Somfy Irismo™ 35 Mini Motor		\$1,132.75

* Transformers are included

Item #	Name	Color	Price
--------	------	-------	-------

Somfy Accessories

Motor Accessories

1870275	2-Way Module for Glydea® ULTRA Motors	White	\$67.85
1003080	Battery Charger for Irismo™ 45 Std Motor	White	\$94.17
9026476	Rechargeable Li-ion Battery-Replacement	White	\$201.25

Transmitters/Devices

1810633	Standard Transmitter-5 channel	White	\$258.75
1870578	Transmitter-5 channel	Black	\$373.75
1870571	Transmitter-1 channel	White	\$201.25
1870574	Transmitter-1 channel	Black	\$299.00
1811081	Tellis 16 RTS-16 channel	White	\$787.75
1810897	Wireless Wall Switch-1 channel	White	\$442.75
1810898	Wireless Wall Switch-1 channel	Ivory	\$442.75
1810899	Wireless Wall Switch-1 channel	Black	\$506.00
1810813	Wireless Wall Switch-5 channel	White	\$460.00
1810814	Wireless Wall Switch-5 channel	Ivory	\$460.00
1810830	Wireless Wall Switch-5 channel	Black	\$534.75
1811185	Table Top Accessory *	White	\$138.00
1811051	Table Top Accessory *	Black	\$138.00

* use with Wireless Wall Switch

Programmable Timers

9013707	Sunis Indoor Sun Control	Almond	\$678.50
1811403	Somfy myLink™	NET Price	\$228.85

Item #	Name	Color	Price
--------	------	-------	-------

Somfy Additional Options, Upgrades & Fees

TFCFEEMITER-EACH			\$80.00
Wood fascia mitered return			per return
TFCFEEBLEND			\$108.00
Blended fascia splice			per blend
TFCFEECURVE			
Curving fee (templates must be provided)	NET Price		\$175.00
Handling and Crating fee for curved tracks	NET Price		\$75.00

Orders with Somfy motorized traverse systems will incur a \$25 packaging fee.

Available in all profiles for 1⁷/₈", 2", 2¹/₄" and 3" diameter fascias or without a wood fascia. 1³/₈" not available with Somfy Systems.

Item #	Name
--------	------

Motorized Traverse System with Wood Fascia

Single Track System with Wood Fascia
for 1⁷/₈" slim, 2¹/₄" flat smooth, 2" and 2¹/₄" round

STRACK-F2S	Somfy Glydea® ULTRA 60e RTS Heavy Duty Motor or Irismo™ 45 Std Motor
	Somfy Glydea® ULTRA 35e RTS Std Motor or Irismo™ 35 Mini Motor

Double Track System with Wood Fascia Front Only
for 1⁷/₈" slim, 2¹/₄" flat smooth, 2" and 2¹/₄" round

STRACK-F2DF	Somfy Glydea® ULTRA 60e RTS Heavy Duty Motor or Irismo™ 45 Std Motor
	Somfy Glydea® ULTRA 35e RTS Std Motor or Irismo™ 35 Mini Motor

Double Track System with Wood Fascia Front and Back
for 2" and 2¹/₄" round

STRACK-F2DFB	Somfy Glydea® ULTRA 60e RTS Heavy Duty Motor or Irismo™ 45 Std Motor
	Somfy Glydea® ULTRA 35e RTS Std Motor or Irismo™ 35 Mini Motor

Single Track System with Wood Fascia
for 3" round

STRACK-F3S	Somfy Glydea® ULTRA 60e RTS Heavy Duty Motor or Irismo™ 45 Std Motor
	Somfy Glydea® ULTRA 35e RTS Std Motor or Irismo™ 35 Mini Motor

Double Track System with Wood Fascia Front Only
for 3" round

STRACK-F3DF	Somfy Glydea® ULTRA 60e RTS Heavy Duty Motor or Irismo™ 45 Std Motor
	Somfy Glydea® ULTRA 35e RTS Std Motor or Irismo™ 35 Mini Motor

Double Track System with Wood Fascia Front and Back
for 3" round

STRACK-F3DFB	Somfy Glydea® ULTRA 60e RTS Heavy Duty Motor or Irismo™ 45 Std Motor
	Somfy Glydea® ULTRA 35e RTS Std Motor or Irismo™ 35 Mini Motor

Motorized Traverse System without Wood Fascia

Single Track System
track available in white or bronze

STRACK	Somfy Glydea® ULTRA 60e RTS Heavy Duty Motor or Irismo™ 45 Std Motor
	Somfy Glydea® ULTRA 35e RTS Std Motor or Irismo™ 35 Mini Motor

Double Track System
track available in white or bronze

STRACKDBL	Somfy Glydea® ULTRA 60e RTS Heavy Duty Motor or Irismo™ 45 Std Motor
	Somfy Glydea® ULTRA 35e RTS Std Motor or Irismo™ 35 Mini Motor

Somfy motorized traverse systems

Systems are sold in 1 ft increments

	Pricing Includes Somfy® Motorized Traverse Track with Motor, Remote and Battery Charger when ordering the Irismo™ 45 Std Motor											Catalog pages 18-19
	6'	7'	8'	9'	10'	11'	12'	13'	14'	15'	16'	per add'l ft
	\$2,990.00	\$3,105.00	\$3,220.00	\$3,335.00	\$3,450.00	\$3,565.00	\$3,680.00	\$3,795.00	\$3,910.00	\$4,025.00	\$4,140.00	\$115.00
	\$2,587.50	\$2,702.50	\$2,817.50	\$2,932.50	\$3,047.50	\$3,162.50	\$3,277.50	\$3,392.50	\$3,507.50	\$3,622.50	\$3,737.50	\$115.00
	\$5,750.00	\$5,939.75	\$6,129.50	\$6,319.25	\$6,509.00	\$6,698.75	\$6,888.50	\$7,078.25	\$7,268.00	\$7,457.75	\$7,647.50	\$189.75
	\$4,945.00	\$5,134.75	\$5,324.50	\$5,514.25	\$5,704.00	\$5,893.75	\$6,083.50	\$6,273.25	\$6,463.00	\$6,652.75	\$6,842.50	\$189.75
	\$5,865.00	\$6,077.75	\$6,290.50	\$6,503.25	\$6,716.00	\$6,928.75	\$7,141.50	\$7,354.25	\$7,567.00	\$7,779.75	\$7,992.50	\$212.75
	\$5,060.00	\$5,272.75	\$5,485.50	\$5,698.25	\$5,911.00	\$6,123.75	\$6,336.50	\$6,549.25	\$6,762.00	\$6,974.75	\$7,187.50	\$212.75
	\$3,162.50	\$3,306.25	\$3,450.00	\$3,593.75	\$3,737.50	\$3,881.25	\$4,025.00	\$4,168.75	\$4,312.50	\$4,456.25	\$4,600.00	\$143.75
	\$2,760.00	\$2,903.75	\$3,047.50	\$3,191.25	\$3,335.00	\$3,478.75	\$3,622.50	\$3,766.25	\$3,910.00	\$4,053.75	\$4,197.50	\$143.75
	\$5,865.00	\$6,089.25	\$6,313.50	\$6,537.75	\$6,762.00	\$6,986.25	\$7,210.50	\$7,434.75	\$7,659.00	\$7,883.25	\$8,107.50	\$224.25
	\$5,060.00	\$5,284.25	\$5,508.50	\$5,732.75	\$5,957.00	\$6,181.25	\$6,405.50	\$6,629.75	\$6,854.00	\$7,078.25	\$7,302.50	\$224.25
	\$6,095.00	\$6,353.75	\$6,612.50	\$6,871.25	\$7,130.00	\$7,388.75	\$7,647.50	\$7,906.25	\$8,165.00	\$8,423.75	\$8,682.50	\$258.75
	\$5,290.00	\$5,548.75	\$5,807.50	\$6,066.25	\$6,325.00	\$6,583.75	\$6,842.50	\$7,101.25	\$7,360.00	\$7,618.75	\$7,877.50	\$258.75
	\$2,702.50	\$2,783.00	\$2,863.50	\$2,944.00	\$3,024.50	\$3,105.00	\$3,185.50	\$3,266.00	\$3,346.50	\$3,427.00	\$3,507.50	\$80.50
	\$2,300.00	\$2,380.50	\$2,461.00	\$2,541.50	\$2,622.00	\$2,702.50	\$2,783.00	\$2,863.50	\$2,944.00	\$3,024.50	\$3,105.00	\$80.50
	\$5,405.00	\$5,566.00	\$5,727.00	\$5,888.00	\$6,049.00	\$6,210.00	\$6,371.00	\$6,532.00	\$6,693.00	\$6,854.00	\$7,015.00	\$161.00
	\$4,600.00	\$4,761.00	\$4,922.00	\$5,083.00	\$5,244.00	\$5,405.00	\$5,566.00	\$5,727.00	\$5,888.00	\$6,049.00	\$6,210.00	\$161.00

motorized traverse system features

Provide your clients with innovative window treatment solutions that fit their budget expectations with R-TEC Automation® systems that offer unrivaled design, uncompromising quality and service, and intuitive control options at exceptional price points.

System Features	R-TEC® Automation® Slim Drapery Motor	Somfy Glydea® ULTRA Motors		Somfy Irismo™ Motors	
		Heavy Duty	Standard	Standard	Mini
System Features	Slim Drapery Motor	Glydea® ULTRA 60e	Glydea® ULTRA 35e	Irismo™ 45	Irismo™ 35
8' system pricing (single track with 2 ¼" wood fascia)	\$1,730.00	\$2,800.00	\$2,450.00	\$2,800.00	\$2,450.00
center draw or one-way draw available	X	X	X	X	X
white or bronze track available	X	X	X	X	X
white or bronze components available	X	X	X	X	X
track maximum length	36'	36'	32'	33'	32'
maximum number of track splices	1	1	1	1	1
minimum curving radius		11.8" (30 CM)	11.8" (30 CM)	11.8" (30 CM)	11.8" (30 CM)
white or bronze wall mount brackets (sgl & dbl)	X	X	X	X	X
white standard ceiling mount bracket	X	X	X	X	X
1 ¾" fascia provide	X				
Motor Features	Slim Drapery Motor	Glydea® ULTRA 60e	Glydea® ULTRA 35e	Irismo™ 45	Irismo™ 35
motor cord length as purchased	10'	120"	120"	n/a	158.4"
touch motion	X	X			X
manual override	X	X	X	X	X
soft start	X	X	X	X	X
soft stop	X	X			X
speed control and adjustment	X	X			X
average linear speed	5.5" (14 cm) / sec	4.9" (12.5 cm) - 7.8" (20 cm) / sec	7.8" (20 cm) / sec	4.9" (12.5 cm) / sec	4.9" (12.5 cm) - 7.8" (20 cm) / sec
motor automatically stops when system reaches fully open or fully closed position	X	X	X	X	X
adjustable limits	X	X		X	X
intermediate position	Favorite Position	My Position		My Position	My Position
motorized track noise level	44 db	44 dB	50 dB	44 dB	44 dB
maximum weight	110 lbs / 36 ft	132 lbs / 20 ft	77 lbs / 20 ft	99 lbs / 33 ft	77 lbs / 32 ft
tandem maximum weight	220 lbs / 36 ft	220 lbs / 20 ft	n/a	198 lbs / 33 ft	154 lbs / 32 ft
motor unit can be installed on either end of track	X	X	X	X	X
inverse mounting of motor	X	X	X	X	X
factory reset	X	X	X	X	X
Control Options	Slim Drapery Motor	Glydea® ULTRA 60e	Glydea® ULTRA 35e	Irismo™ 45	Irismo™ 35
timer control		X	X	X	X
sun control	X	X	X	X	X
3 normally open dry contacts		X	X		X
2 normally open dry contacts		X	X		X
2 normally open dry contact sequencing mode		X	X		X
dry contact individual and group master control		X	X		X
digital technology	ARC™	RS485 interface			RS485 interface
Solar Power	X				
Installation Features	Slim Drapery Motor	Glydea® ULTRA 60e	Glydea® ULTRA 35e	Irismo™ 45	Irismo™ 35
programming buttons on motor unit	X	X	X		X
power supply	Li-ion Battery or 110v AC Power Transformer	120V		25.9 V DC Power (Li-ion Rechargeable)	24V DC Power Supply
amperage	1.5 A	1 A	0.5 A	0.5 A	1 A
power consumption	15 W	120 W	60 W	60 W	120 W
power cable type	3 conductor male plug	3-wire cable	3-wire cable	3-wire cable	3-wire cable
control connector type	RJ-45	RJ-12	RJ-12	RJ-12	RJ-12
DCT control circuit voltage		3.3 VDC	3.3 VDC		5 VDC
certifications		c TUV us, CCC, CE		CE	CE
Standard Accessories included with system	Slim Drapery Motor	Glydea® ULTRA 60e	Glydea® ULTRA 35e	Irismo™ 45	Irismo™ 35
5 channel transmitter (remote control; white)	X	X	X	X	X
Carrier Features	Slim Drapery Motor	Glydea® ULTRA 60e	Glydea® ULTRA 35e	Irismo™ 45	Irismo™ 35
white or bronze pinch pleat or Ripplefold® style carriers	X	X	X	X	X

*components include: carriers, master carriers, drive gears, return hooks and fascia clips

**maximum allowable charging current



Motorized Traverse Order Form



AUTOMATION[®]

HOME MOTION by
somfy[®]

PO #

Side Mark

Ship via

Company Information

Company Name	Acct #	Shipping Information	
Contact Person		Company Name	Acct #
Street Address		Contact Person	
City	State	Street Address	
Email	ZIP	City	State
Phone	Fax	Email	ZIP
		Phone	Fax

MOTORIZED TRAVERSE SYSTEMS - Consult Price List for detailed specifications.

Specified custom cut length indicates track length including drive gears. Mitered fascia will be up to 3" longer than track length, depending on the profile ordered.

Item #	Motor	Power Options for R-TEC Motor (SRP)		Fascia Type	System Length Up to 36' (per 1')	Custom Cut Track Length	Fascia Finish Code	Bracket Preference	Draw Preference		Motor Location	Glide Style pinch pleat or Ripplefold [®] *	Qty	Price per Unit	Subtotal
		Li-Ion Battery (Battery Charger & USB Cable)	AC Power Transformer (10' cord included)						Center	One-Way					
		<input type="checkbox"/> charger & cable	<input type="checkbox"/> 10' cord with plug						<input type="checkbox"/>	<input type="checkbox"/> L	<input type="checkbox"/> R	<input type="checkbox"/> L	<input type="checkbox"/> R		
		<input type="checkbox"/> solar panel \$120	<input type="checkbox"/> 30' cord \$100; plug \$8						<input type="checkbox"/>	<input type="checkbox"/> L	<input type="checkbox"/> R	<input type="checkbox"/> L	<input type="checkbox"/> R		
		<input type="checkbox"/> charger & cable	<input type="checkbox"/> 10' cord with plug						<input type="checkbox"/>	<input type="checkbox"/> L	<input type="checkbox"/> R	<input type="checkbox"/> L	<input type="checkbox"/> R		
		<input type="checkbox"/> solar panel \$120	<input type="checkbox"/> 30' cord \$100; plug \$8						<input type="checkbox"/>	<input type="checkbox"/> L	<input type="checkbox"/> R	<input type="checkbox"/> L	<input type="checkbox"/> R		
		<input type="checkbox"/> charger & cable	<input type="checkbox"/> 10' cord with plug						<input type="checkbox"/>	<input type="checkbox"/> L	<input type="checkbox"/> R	<input type="checkbox"/> L	<input type="checkbox"/> R		
		<input type="checkbox"/> solar panel \$120	<input type="checkbox"/> 30' cord \$100; plug \$8						<input type="checkbox"/>	<input type="checkbox"/> L	<input type="checkbox"/> R	<input type="checkbox"/> L	<input type="checkbox"/> R		
		<input type="checkbox"/> charger & cable	<input type="checkbox"/> 10' cord with plug						<input type="checkbox"/>	<input type="checkbox"/> L	<input type="checkbox"/> R	<input type="checkbox"/> L	<input type="checkbox"/> R		
		<input type="checkbox"/> solar panel \$120	<input type="checkbox"/> 30' cord \$100; plug \$8						<input type="checkbox"/>	<input type="checkbox"/> L	<input type="checkbox"/> R	<input type="checkbox"/> L	<input type="checkbox"/> R		

MOTORIZED TRAVERSE COORDINATING ACCESSORIES AND ADDITIONAL FEES

Order finials, mitered returns, and accessories here.

Item #	Finish Code	Description	Qty	Price per Unit	Subtotal

Additional Information

Quantity included per set based on cut track length	6'	7'	8'	9'	10'	11'	12'	13'	14'	15'	16'	17'	18'	19'	20'
Pinch Pleat Glides [4 per foot, includes master carriers (2) & end caps (2)]	24	28	32	36	40	44	48	52	56	60	64	68	72	76	80
Brackets (1 per every 3-4 feet)	3	3	4	4	4	5	5	5	6	6	6	7	7	7	8

Total

Special Instructions

* When ordering Ripplefold carriers, answer these questions:

1. Select Ripplefold fullness: ☐ 80% ☐ 100% ☐ 120%

2. Select Ripplefold masters: ☐ Overlap ☐ Butt Master

manual 1¹/₈" - 1³/₈" modern metal baton draw traverse systems

1¹/₈" - 1³/₈" modern metal traverse systems

Catalog pages 24-27

BATON DRAW, RIPPLEFOLD OR PINCH PLEAT
AVAILABLE IN 1¹/₈" OR 1³/₈" DIAMETERS

single traverse system, wall mount

- wall bracket: 3¹/₂" or 6" return options
- traverse system includes track, brackets, master carriers, glides and round end caps
- batons, modern collection finials and cuffs/collars sold separately

double traverse system, wall mount

- wall bracket: 3" and 7¹/₂" returns
- traverse system includes tracks, brackets, master carriers, glides and round end caps
- batons, modern collection finials and cuffs/collars sold separately

single traverse system, ceiling mount




- ceiling bracket: 2³/₈" drop
- traverse system includes track, brackets, master carriers, glides and round end caps
- batons, modern collection finials and cuffs/collars sold separately

double traverse system, ceiling mount

- ceiling bracket: 2⁵/₈" drop, 4¹/₂" apart
- traverse system includes tracks, brackets, master carriers, glides and round end caps
- batons, modern collection finials and cuffs/collars sold separately

single traverse system, low-profile ceiling mount

- ceiling bracket: 5⁵/₃₂" drop
- traverse system includes track, brackets, master carriers, glides and round end caps
- batons, modern collection finials and cuffs/collars sold separately



manual 1¹/₈" - 1³/₈" modern metal baton draw traverse systems

1 ¹ / ₈ " - 1 ³ / ₈ " modern metal traverse systems						Systems are sold in 2 ft increments					Catalog page 25
---	--	--	--	--	--	-------------------------------------	--	--	--	--	-----------------

Item #	Dia.	4'	6'	8'	10'	12'	14'	16'	18'	20'	per add'l 2 ft
--------	------	----	----	----	-----	-----	-----	-----	-----	-----	-------------------

single traverse system, wall mount, 3 1/2" return (includes track, brackets, round end caps & components)

TFCMT118400/SET	1 ¹ / ₈ "	\$220.00	\$330.00	\$440.00	\$550.00	\$660.00	\$770.00	\$880.00	\$990.00	\$1,100.00	\$110.00
TFCMT138400/SET	1 ³ / ₈ "	\$286.00	\$429.00	\$572.00	\$715.00	\$858.00	\$1,001.00	\$1,144.00	\$1,287.00	\$1,430.00	\$143.00

single traverse system, wall mount, 6" return (includes track, brackets, round end caps & components)

TFCMT118401/SET	1 ¹ / ₈ "	\$246.40	\$369.60	\$492.80	\$616.00	\$739.20	\$862.40	\$985.60	\$1,108.80	\$1,232.00	\$123.20
TFCMT138401/SET	1 ³ / ₈ "	\$321.20	\$481.80	\$642.40	\$803.00	\$963.60	\$1,124.20	\$1,284.80	\$1,445.40	\$1,606.00	\$160.60

double traverse system, wall mount (includes tracks, brackets, round end caps & components)

TFCMT118402/SET	1 ¹ / ₈ "	\$440.00	\$660.00	\$880.00	\$1,100.00	\$1,320.00	\$1,540.00	\$1,760.00	\$1,980.00	\$2,200.00	\$220.00
TFCMT138402/SET	1 ³ / ₈ "	\$572.00	\$858.00	\$1,144.00	\$1,430.00	\$1,716.00	\$2,002.00	\$2,288.00	\$2,574.00	\$2,860.00	\$286.00

single traverse system, ceiling mount (includes track, brackets, round end caps & components)

TFCMT118403/SET	1 ¹ / ₈ "	\$220.00	\$330.00	\$440.00	\$550.00	\$660.00	\$770.00	\$880.00	\$990.00	\$1,100.00	\$110.00
TFCMT138403/SET	1 ³ / ₈ "	\$286.00	\$429.00	\$572.00	\$715.00	\$858.00	\$1,001.00	\$1,144.00	\$1,287.00	\$1,430.00	\$143.00

double traverse system, ceiling mount (includes tracks, brackets, round end caps & components)

TFCMT118404/SET	1 ¹ / ₈ "	\$440.00	\$550.00	\$660.00	\$770.00	\$880.00	\$990.00	\$1,100.00	\$1,210.00	\$1,320.00	\$110.00
TFCMT138404/SET	1 ³ / ₈ "	\$572.00	\$858.00	\$1,144.00	\$1,430.00	\$1,716.00	\$2,002.00	\$2,288.00	\$2,574.00	\$2,860.00	\$286.00

single traverse system, low-profile ceiling mount (includes track, brackets, round end caps & components)

TFCMT118406/SET	1 ¹ / ₈ "	\$176.00	\$264.00	\$352.00	\$440.00	\$528.00	\$616.00	\$704.00	\$792.00	\$880.00	\$88.00
TFCMT138406/SET	1 ³ / ₈ "	\$228.80	\$343.20	\$457.60	\$572.00	\$686.40	\$800.80	\$915.20	\$1,029.60	\$1,144.00	\$114.40

- maximum continuous track length in Chrome and Satin Gold is 8'. All other finishes available up to 12'. Center draw tracks can be spliced for longer lengths

1 1/8" - 1 3/8" glide and bracket chart																							
Quantity included per set based on cut track length	4'	5'	6'	7'	8'	9'	10'	11'	12'	13'	14'	15'	16'	17'	18'	19'	20'	21'	22'	23'	24'		
Glides [4 per foot, includes master carriers & end caps (2)]	16	20	24	28	32	36	40	44	48	52	56	60	64	68	72	76	80	84	88	92	96		
Brackets	2	3	4	4	4	4	4	5	5	5	6	6	6	7	7	7	8	8	8	8	8		

manual 1¹/₈" - 1³/₈" modern metal baton draw traverse systems

1¹/₈" - 1³/₈" brackets & connectors (for additional brackets)

Catalog page 26



1 ¹ / ₈ " metal wall bracket, single 3 ¹ / ₂ " return, 1 ⁷ / ₈ " Dia backplate	1 ¹ / ₈ " metal wall bracket, single 6" return, 1 ⁷ / ₈ " Dia backplate	1 ¹ / ₈ " metal wall bracket, double 7 ¹ / ₂ " front and 3" back return, 1 ⁷ / ₈ " Dia backplate	1 ¹ / ₈ " metal ceiling bracket, single 2 ³ / ₈ " drop, 1 ⁷ / ₈ " Dia backplate	1 ¹ / ₈ " metal ceiling bracket, double 2 ⁵ / ₈ " drop, 4 ¹ / ₂ " apart, 1 ⁷ / ₈ " Dia ceiling plate
TFCMT118400	TFCMT118401	TFCMT118402	TFCMT118403	TFCMT118404
\$19.80 ea	\$26.40 ea	\$35.20 ea	\$19.80 ea	\$55.00 ea

1 ³ / ₈ " metal wall bracket, single 3 ¹ / ₂ " return, 2 ⁷ / ₈ " Dia backplate	1 ³ / ₈ " metal wall bracket, single 6" return, 2 ⁷ / ₈ " Dia backplate	1 ³ / ₈ " metal wall bracket, double 7 ¹ / ₂ " front and 3" back return, 2 ⁷ / ₈ " Dia backplate	1 ³ / ₈ " metal ceiling bracket, single 2 ³ / ₈ " drop, 1 ⁷ / ₈ " Dia backplate	1 ³ / ₈ " metal ceiling bracket, double 2 ⁵ / ₈ " drop, 4 ¹ / ₂ " apart, 1 ⁷ / ₈ " Dia ceiling plate
TFCMT138400	TFCMT138401	TFCMT138402	TFCMT138403	TFCMT138404
\$25.74 ea	\$34.32 ea	\$45.76 ea	\$25.74 ea	\$71.50 ea



1 ¹ / ₈ " metal ceiling bracket extender 2" drop	1 ¹ / ₈ " low profile ceiling bracket 5/32" drop	1 ¹ / ₈ " hinged elbow 2 ⁷ / ₈ " L	1 ¹ / ₈ " connector/splice 2" L
TFCMT118405	TFCMT118406	TFCMT118409	TFCMT118407
\$9.90 ea	\$11.00 ea	\$22.00 ea	\$5.50 ea


1 ³ / ₈ " metal ceiling bracket extender 2" drop	1 ³ / ₈ " low profile ceiling bracket 5/32" drop	1 ³ / ₈ " hinged elbow 2 ⁷ / ₈ " L	1 ³ / ₈ " connector/splice 3" L
TFCMT138405	TFCMT138406	TFCMT138409	TFCMT138407
\$12.87 ea	\$14.30 ea	\$28.60 ea	\$5.50 ea

manual 1¹/₈" - 1³/₈" modern metal baton draw traverse systems

carriers

Look for the /BR icon for components available in bronze and add /BR at the end of the item number to order

Catalog page 27



BT3005R
BT3005L

- pinch pleat master carriers
- stainless steel overlap arms
- multi-wheel design for smooth movement
- baton draw; pinch pleat
- right (R) or left (L)
- available in white or bronze /BR

\$9.45 ea



BT3125R
BT3125L

- Ripplefold overlap master carriers
- stainless steel overlap arms with snaps to accept Ripplefold tape
- multi-wheel design for smooth movement
- overlap master carriers come standard unless otherwise specified
- baton draw; Ripplefold
- right (R) or left (L)
- available in white or bronze /BR

\$11.24 ea



BT3600R
BT3600L

- Ripplefold butt master carriers
- snaps to accept Ripplefold tape
- multi-wheel design for smooth movement
- butt master carriers do not overlap, allowing some light to filter between draperies on center draw treatments
- butt master carriers must be specified for substitution
- baton draw; Ripplefold
- right (R) or left (L)
- available in white or bronze /BR

\$11.24 ea



CP10

- ball-bearing pinch pleat glides
- ball-bearing wheel for smooth movement
- pinch pleat
- available in white or bronze /BR

\$5.84 pk
(10 pcs)



R4060/ 60% fullness
R4080/ 80% fullness
R4100/ 100% fullness
R4120/ 120% fullness

- Ripplefold glides
- Ripplefold glides with detachable pendants
- fullness 60%, 80%, 100% or 120%; *specify fullness on order*
- Ripplefold
- available in white or bronze /BR

\$6.83 ea



BT4333

- glide stop
- stainless steel

\$1.05 ea

modern metal finishes

Catalog page 24

CH	Chrome
BN	Brushed Nickel
SG	Satin Gold
BBN	Brushed Black Nickel
MK	Matte Black

- maximum continuous track length in Chrome (CH) and Satin Gold (SG) is 8'. All other finishes available up to 12'. Center draw tracks can be spliced for longer lengths
- see page 31 for finials. Sold separately
- our 1¹/₈"-1³/₈" modern metal traverse collection is also available in any of our 50 beautifully hand painted standard finishes located on the back cover of the 2018 Drapery Hardware Catalog for a 30% surcharge

how to order

see catalog pages 32 - 33 for easy to order instructions

batons

Catalog page 27



metal baton, 3/8"Dia

TFCM312S	36" - available in all metal finishes	\$44.00 ea
TFCM314S	48" - available in all metal finishes	\$49.50 ea
TFCM316S	60" - available in all metal finishes	\$55.00 ea



handicap metal baton, 3/8"Dia

TFCM314HS-48	48" - available in BN or MK only	\$60.50 ea
TFCM314HS-60	60" - available in BN or MK only	\$66.00 ea












acrylic baton, 3/8"Dia






ABTN-36	36" - available in acrylic	\$44.00 ea
ABTN-48	48" - available in acrylic	\$49.50 ea



manual 1¹/₈" - 1³/₈" modern metal baton draw traverse systems




finials You must purchase cuffs & collars to coordinate with 1¹/₈" & 1³/₈" diameter tracks. See the 2018 Drapery Hardware Catalog & website for more information

step 1: select Modern Metal Traverse System step 2: select finial design step 3: select a cuff or collar* <i>*sold separately</i>	2018 Drapery Hardware Catalog page 5	2018 Drapery Hardware Catalog page 5	2018 Drapery Hardware Catalog page 5	2018 Drapery Hardware Catalog page 5
				
	Bryant	Bryant Acrylic	Declan	Declan Acrylic
	2 ⁷ / ₈ "L x 2 ³ / ₄ "W TFCM600 \$55.00 ea	2 ⁷ / ₈ "L x 2 ³ / ₄ "W TFCM600/CL \$71.50 ea	2 ¹ / ₄ "L x 2 ¹ / ₄ "W TFCM601 \$82.50 ea	2 ¹ / ₄ "L x 2 ¹ / ₄ "W TFCM601/CL \$66.00 ea



2018 Drapery Hardware Catalog page 5	2018 Drapery Hardware Catalog page 5	2018 Drapery Hardware Catalog page 5	2018 Drapery Hardware Catalog page 5	2018 Drapery Hardware Catalog page 5
				
Upton	Upton Acrylic	Delano	Mercer	Luca Acrylic
4"L x 1 ⁷ / ₈ "W TFCM602 \$71.50 ea	4"L x 1 ⁷ / ₈ "W TFCM602/CL \$66.00 ea	4"L x 1 ⁷ / ₈ "W TFCM603 \$82.50 ea	4"L x 2 ¹ / ₈ "W TFCM604 \$82.50 ea	2"L x 3 ³ / ₄ "W TFCM605 \$82.50 ea




2018 Drapery Hardware Catalog page 5	2018 Drapery Hardware Catalog page 6	2018 Drapery Hardware Catalog page 6	2018 Drapery Hardware Catalog page 6	2018 Drapery Hardware Catalog page 6
				
Stiles Acrylic	Anson	Anson Acrylic	Eason	Eason Acrylic
2 ³ / ₈ "L x 3"W TFCM606 \$82.50 ea	7 ⁷ / ₈ "L x 3"W TFCM691 \$38.50 ea	7 ⁷ / ₈ "L x 3"W TFCM691/CL \$44.00 ea	1"L x 2 ⁷ / ₈ "W TFCM692 \$38.50 ea	1"L x 2 ⁷ / ₈ "W TFCM692/CL \$44.00 ea

1 ¹ / ₈ " end caps See the 2018 Drapery Hardware Catalog & website for more information	
2018 Drapery Hardware Catalog page 6	
	
Bex 1 ¹ / ₈ "	Round 1 ¹ / ₈ "
3/4"L x 1 ³ / ₈ "W TFCM118690 \$27.50 ea	3/4"L x 1 ¹ / ₄ "W TFCM118191 \$18.70 ea

1 ¹ / ₈ " cuffs & collars See the 2018 Drapery Hardware Catalog & website for more information		
2018 Drapery Hardware Catalog page 6	2018 Drapery Hardware Catalog page 6	2018 Drapery Hardware Catalog page 6
		
1 ¹ / ₈ " metal modern cuff	1 ¹ / ₈ " metal modern collar	1 ¹ / ₈ " metal transitional collar
1"L x 1 ³ / ₈ "W TFCM118800 \$11.00 ea	1 ⁵ / ₈ "L x 1 ³ / ₈ "W TFCM118801 \$11.00 ea	1 ⁵ / ₈ "L x 1 ³ / ₈ "W TFCM118802 \$11.00 ea

You must purchase cuffs & collars to coordinate with 1¹/₈" & 1³/₈" diameter tracks.

1 ³ / ₈ " end caps See the 2018 Drapery Hardware Catalog & website for more information	
2018 Drapery Hardware Catalog page 6	
	
Bex 1 ³ / ₈ "	Round 1 ³ / ₈ "
1"L x 1 ⁵ / ₈ "W TFCM138690 \$33.00 ea	3/4"L x 1 ¹ / ₂ "W TFCM138191 \$24.31 ea

1 ³ / ₈ " cuffs & collars See the 2018 Drapery Hardware Catalog & website for more information		
2018 Drapery Hardware Catalog page 6	2018 Drapery Hardware Catalog page 6	2018 Drapery Hardware Catalog page 6
		
1 ³ / ₈ " metal modern cuff	1 ³ / ₈ " metal modern collar	1 ³ / ₈ " metal transitional collar
1"L x 1 ⁵ / ₈ "W TFCM138800 \$16.50 ea	1 ⁵ / ₈ "L x 1 ⁵ / ₈ "W TFCM138801 \$16.50 ea	1 ⁷ / ₈ "L x 1 ⁵ / ₈ "W TFCM138802 \$16.50 ea


You must purchase cuffs & collars to coordinate with 1¹/₈" & 1³/₈" diameter tracks.

manual 1³/₈" metal baton draw traverse systems

1³/₈" metal traverse systems


Catalog pages 28-31

BATON DRAW, RIPPLEFOLD OR PINCH PLEAT | AVAILABLE IN 1³/₈" DIAMETER



single traverse system, wall mount

- wall bracket: 3 1/2" or 6" return options
- traverse system includes track, brackets, master carriers, glides and round end caps
- batons and metal collection finials sold separately.




double traverse system, wall mount

- wall bracket: 3" and 7 1/2" returns
- traverse system includes tracks, brackets, master carriers, glides and round end caps
- batons and metal collection finials sold separately.




single traverse system, ceiling mount

- ceiling bracket: 2 3/8" drop
- traverse system includes track, brackets, master carriers, glides and round end caps
- batons and metal collection finials sold separately.



double traverse system, ceiling mount

- ceiling bracket: 2 5/8" drop, 4 1/2" apart
- traverse system includes tracks, brackets, master carriers, glides and round end caps
- batons and metal collection finials sold separately.



single traverse system, low-profile ceiling mount

- ceiling bracket: 5/32" drop
- traverse system includes track, brackets, master carriers, glides and round end caps
- batons and metal collection finials sold separately.

manual 1 3/8" metal baton draw traverse systems

1 3/8" metal traverse systems		Systems are sold in 2 ft increments									Catalog page 29
Item #	Dia.	4'	6'	8'	10'	12'	14'	16'	18'	20'	per add'l 2 ft

single traverse system, wall mount, 3 1/2" return (includes track, brackets, round end caps & components)

TFCMT138400/SET	1 3/8"	\$286.00	\$429.00	\$572.00	\$715.00	\$858.00	\$1,001.00	\$1,144.00	\$1,287.00	\$1,430.00	\$143.00
-----------------	--------	----------	----------	----------	----------	----------	------------	------------	------------	------------	----------

single traverse system, wall mount, 6" return (includes track, brackets, round end caps & components)

TFCMT138401/SET	1 3/8"	\$321.20	\$481.80	\$642.40	\$803.00	\$963.60	\$1,124.20	\$1,284.80	\$1,445.40	\$1,606.00	\$160.60
-----------------	--------	----------	----------	----------	----------	----------	------------	------------	------------	------------	----------

double traverse system, wall mount (includes tracks, brackets, round end caps & components)

TFCMT138402/SET	1 3/8"	\$572.00	\$858.00	\$1,144.00	\$1,430.00	\$1,716.00	\$2,002.00	\$2,288.00	\$2,574.00	\$2,860.00	\$286.00
-----------------	--------	----------	----------	------------	------------	------------	------------	------------	------------	------------	----------

single traverse system, ceiling mount (includes track, brackets, round end caps & components)

TFCMT138403/SET	1 3/8"	\$286.00	\$429.00	\$572.00	\$715.00	\$858.00	\$1,001.00	\$1,144.00	\$1,287.00	\$1,430.00	\$143.00
-----------------	--------	----------	----------	----------	----------	----------	------------	------------	------------	------------	----------

double traverse system, ceiling mount (includes tracks, brackets, round end caps & components)

TFCMT138404/SET	1 3/8"	\$572.00	\$858.00	\$1,144.00	\$1,430.00	\$1,716.00	\$2,002.00	\$2,288.00	\$2,574.00	\$2,860.00	\$286.00
-----------------	--------	----------	----------	------------	------------	------------	------------	------------	------------	------------	----------

single traverse system, low-profile ceiling mount (includes track, brackets, round end caps & components)

TFCMT138406/SET	1 3/8"	\$228.80	\$343.20	\$457.60	\$572.00	\$686.40	\$800.80	\$915.20	\$1,029.60	\$1,144.00	\$114.40
-----------------	--------	----------	----------	----------	----------	----------	----------	----------	------------	------------	----------






- maximum continuous track length in BZ and ORB is 8'. All other finishes available up to 12'. Center draw tracks can be spliced for longer lengths
- Venetian Bronze (VZ) and Dark Oil Rubbed Bronze (DRB) finials coordinate with Matte Black (MK) tracks, brackets and batons





1 3/8" glide and bracket chart																							
Quantity included per set based on cut track length	4'	5'	6'	7'	8'	9'	10'	11'	12'	13'	14'	15'	16'	17'	18'	19'	20'	21'	22'	23'	24'		
Glides [4 per foot, includes master carriers & end caps (2)]	16	20	24	28	32	36	40	44	48	52	56	60	64	68	72	76	80	84	88	92	96		
Brackets	2	3	4	4	4	4	4	5	5	5	6	6	6	7	7	7	8	8	8	8	8		

manual 1³/₈" metal baton draw traverse systems

1³/₈" brackets & connectors (for additional brackets)

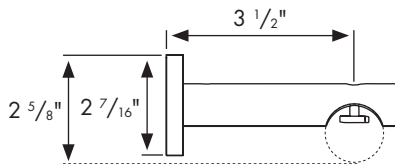
Catalog page 30

				
1 ³ / ₈ " metal wall bracket, single 3 ¹ / ₂ " return, 2 ⁷ / ₁₆ " Dia backplate	1 ³ / ₈ " metal wall bracket, single 6" return, 2 ⁷ / ₁₆ " Dia backplate	1 ³ / ₈ " metal wall bracket, double 7 ¹ / ₂ " front and 3" back return, 2 ⁷ / ₁₆ " Dia backplate	1 ³ / ₈ " metal ceiling bracket, single 2 ⁵ / ₈ " drop, 1 ⁷ / ₈ " Dia backplate	1 ³ / ₈ " metal ceiling bracket, double 2 ⁵ / ₈ " drop, 4 ¹ / ₂ " apart, 1 ⁷ / ₈ " Dia ceiling plate
TFCMT138400	TFCMT138401	TFCMT138402	TFCMT138403	TFCMT138404
\$25.74 ea	\$34.32 ea	\$45.76 ea	\$25.74 ea	\$71.50 ea

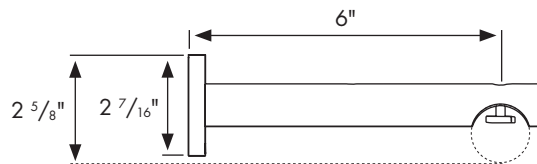
			
1 ³ / ₈ " metal ceiling bracket extender 2" drop	1 ³ / ₈ " low profile ceiling bracket 5/32" drop	1 ³ / ₈ " hinged elbow 2 ⁷ / ₈ " L	1 ³ / ₈ " connector/splice 3" L
TFCMT138405	TFCMT138406	TFCMT138409	TFCMT138407
\$12.87 ea	\$14.30 ea	\$28.60 ea	\$5.50 ea

wall mount brackets for 1³/₈" metal traverse systems

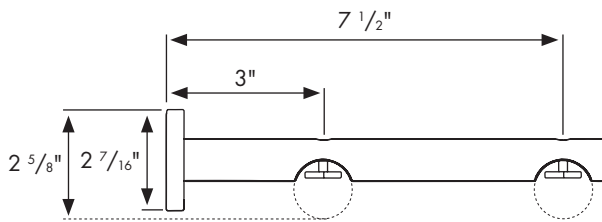
Single Wall Bracket, 3¹/₂" Return (TFCMT138400)



Single Wall Bracket, 6" Return (TFCMT138401)

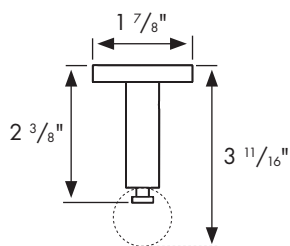


Double Wall Bracket, 7¹/₂" Front and 3" Back Return (TFCMT138402)

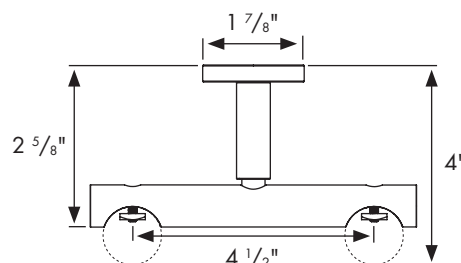


ceiling mount brackets for 1³/₈" metal traverse systems

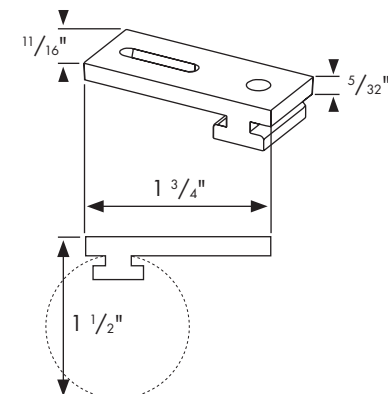
Single Ceiling Bracket
(TFCMT138403)



Double Ceiling Bracket
(TFCMT138404)



Single Low Profile Ceiling Bracket
(TFCMT138406)




manual 1³/₈" metal baton draw traverse systems

carriers

Look for the /BR icon for components available in bronze and add /BR at the end of the item number to order

Catalog page 31



BT3005R
BT3005L

- pinch pleat master carriers
- stainless steel overlap arms
- multi-wheel design for smooth movement
- baton draw; pinch pleat
- right (R) or left (L)
- available in white or bronze /BR

\$9.45 ea



BT3125R
BT3125L

- Ripplefold overlap master carriers
- stainless steel overlap arms with snaps to accept Ripplefold tape
- multi-wheel design for smooth movement
- overlap master carriers come standard unless otherwise specified
- baton draw; Ripplefold
- right (R) or left (L)
- available in white or bronze /BR

\$11.24 ea



BT3600R
BT3600L

- Ripplefold butt master carriers
- snaps to accept Ripplefold tape
- multi-wheel design for smooth movement
- butt master carriers do not overlap, allowing some light to filter between draperies on center draw treatments
- butt master carriers must be specified for substitution
- baton draw; Ripplefold
- right (R) or left (L)
- available in white or bronze /BR

\$11.24 ea



CP10

- ball-bearing pinch pleat glides
- ball-bearing wheel for smooth movement
- pinch pleat
- available in white or bronze /BR

\$5.84 pk
(10 pcs)



R4060/ 60% fullness
R4080/ 80% fullness
R4100/ 100% fullness
R4120/ 120% fullness

- Ripplefold glides
- Ripplefold glides with detachable pendants
- fullness 60%, 80%, 100% or 120%; *specify fullness on order*
- Ripplefold
- available in white or bronze /BR

\$6.83 ea



BT4333

- glide stop
- stainless steel

\$1.05 ea

1³/₈" metal finishes

Catalog page 28

PN	Polished Nickel
AP	Antique Pewter
AB	Antique Brass
BZ	Brushed Bronze
ORB	Oil Rubbed Bronze
VZ	Venetian Bronze*
DRB	Dark Oil Rubbed Bronze*
SK	Satin Black

- maximum continuous track length in Brushed Bronze (BZ) and Oil Rubbed Bronze (ORB) is 8'. All other finishes available up to 12'. Center draw tracks can be spliced for longer lengths
- Matte Black (MK) tracks, brackets and batons coordinate with Venetian Bronze (VZ) and Dark Oil Rubbed Bronze (DRB) finials*
- see page 36 for finials. Sold separately
- our 1³/₈" metal traverse collection is also available in any of our 50 beautifully hand painted standard finishes located on the back cover of the 2018 Drapery Hardware Catalog for a 30% surcharge

how to order

see catalog pages 32 - 33 for easy to order instructions

THE FINIAL COMPANY™

batons

Catalog page 31



metal baton, 3/8" Dia

TFCM312S	36" - available in all metal finishes	\$44.00 ea
TFCM314S	48" - available in all metal finishes	\$49.50 ea
TFCM316S	60" - available in all metal finishes	\$55.00 ea



handicap metal baton, 3/8" Dia

TFCM314HS-48	48" - available in BN*, BZ, AB or MK *BN coordinates with PN	\$60.50 ea
TFCM314HS-60	60" - available in BN*, BZ, AB or MK *BN coordinates with PN	\$66.00 ea








acrylic baton, 5/8" Dia






ABTN-36	36" - available in acrylic	\$44.00 ea
ABTN-48	48" - available in acrylic	\$49.50 ea

manual 1³/₈" metal baton draw traverse systems

1³/₈" finials

See the 2018 Drapery Hardware Catalog and website for more information

2018 Drapery Hardware Catalog page 11 	2018 Drapery Hardware Catalog page 11 	2018 Drapery Hardware Catalog page 11 	2018 Drapery Hardware Catalog page 11 	2018 Drapery Hardware Catalog page 11 
Turner 5"L x 3"W	Britton 3 ¹ / ₄ "L x 3 ⁷ / ₈ "W	Ashby 3 ⁷ / ₈ "L x 3 ³ / ₈ "W	Abington 4 ³ / ₈ "L x 3 ¹ / ₄ "W, glass	Harlow 4 ³ / ₈ "L x 3"W
TFCM138100	TFCM138101	TFCM138102	TFCM138103	TFCM138104
\$60.50 ea	\$82.50 ea	\$77.00 ea	\$88.00 ea	\$60.50 ea

2018 Drapery Hardware Catalog page 11 	2018 Drapery Hardware Catalog page 11 	2018 Drapery Hardware Catalog page 11 	2018 Drapery Hardware Catalog page 11 	
Weston 4 ¹ / ₄ "L x 3 ¹ / ₈ "W	Brentford 3 ⁵ / ₈ "L x 3 ¹ / ₄ "W	Rothwell 4 ¹ / ₈ "L x 3"W	Wells End Cap 1 ¹ / ₄ "L x 2 ¹ / ₄ "W	Round End Cap 3 ³ / ₄ "L x 1 ¹ / ₂ "W
TFCM138105	TFCM138106	TFCM138107	TFCM138190	TFCM138191
\$82.50 ea	\$77.00 ea	\$82.50 ea	\$38.50 ea	\$24.31 ea



Manual Metal Traverse Collection Order Form

PO #		Side Mark		Ship via			
Company Information				Shipping Information			
Company Name		Acct #		Company Name		Acct #	
Contact Person				Contact Person			
Street Address				Street Address			
City		State		City		State	
ZIP				ZIP			
Email				Email			
Phone		Fax		Phone		Fax	

METAL TRAVERSE SYSTEMS - Consult Price List for detailed specifications.

Item #	Finish Code	System Length (per 2')	Cut Length	Draw Preference Center	Draw Preference One-Way	Baton (sold separately)	Carrier Pinch Pleat or Ripplefold*	Carrier Color White Brown	Qty	Price per Unit	Subtotal
				<input type="checkbox"/>	<input type="checkbox"/> L <input type="checkbox"/> R		<input type="checkbox"/> PP <input type="checkbox"/> RF	<input type="checkbox"/> W <input type="checkbox"/> B			
				<input type="checkbox"/>	<input type="checkbox"/> L <input type="checkbox"/> R		<input type="checkbox"/> PP <input type="checkbox"/> RF	<input type="checkbox"/> W <input type="checkbox"/> B			
				<input type="checkbox"/>	<input type="checkbox"/> L <input type="checkbox"/> R		<input type="checkbox"/> PP <input type="checkbox"/> RF	<input type="checkbox"/> W <input type="checkbox"/> B			
				<input type="checkbox"/>	<input type="checkbox"/> L <input type="checkbox"/> R		<input type="checkbox"/> PP <input type="checkbox"/> RF	<input type="checkbox"/> W <input type="checkbox"/> B			

METAL TRAVERSE COORDINATING ACCESSORIES AND ADDITIONAL FEES
Order finials, cuffs & collars, additional brackets and accessories here.

Item #	Finish Code	Description	Qty	Price per Unit	Subtotal

Glide and Bracket Information

Quantity included per set based on cut track length	4'	5'	6'	7'	8'	9'	10'	11'	12'	13'	14'	15'	16'	17'	18'	19'	20'	21'	22'	23'	24'
Glides [4 per foot, includes master carriers & end caps (2)]	16	20	24	28	32	36	40	44	48	52	56	60	64	68	72	76	80	84	88	92	96
Brackets	2	3	4	4	4	4	4	5	5	5	6	6	6	7	7	7	8	8	8	8	8

Special Instructions

* Must specify Ripplefold carrier fullness.

Answer These Questions

1. Select Ripplefold fullness:

☐ 60% ☐ 80% ☐ 100% ☐ 120%

2. Select Ripplefold masters:

☐ Buft Master ☐ Overlap

Total

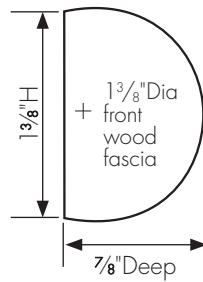
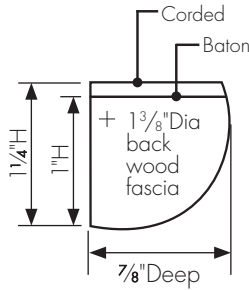
manual heavy duty traverse fascias

cuts for manual heavy duty systems

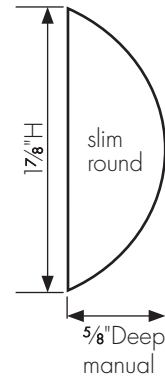
Catalog pages 20-21

1 3/8"

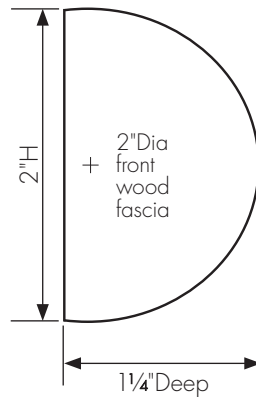
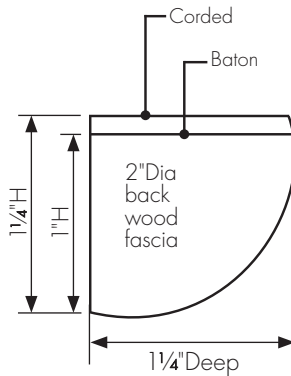
NEW



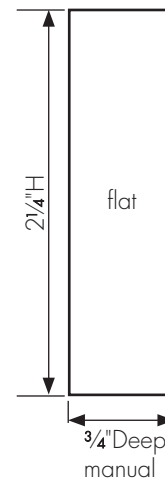
slim
round



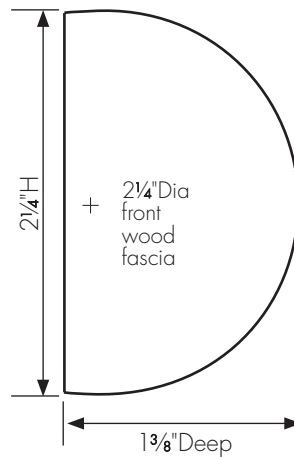
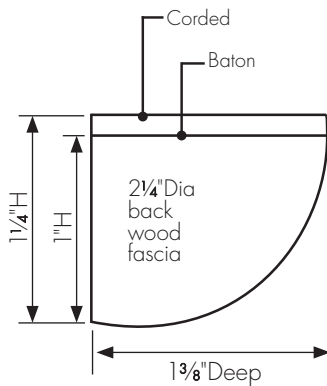
2"



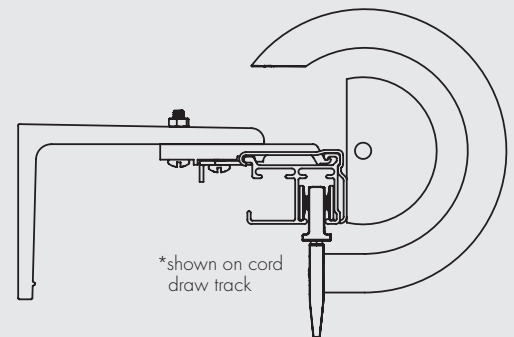
flat



2 1/4"

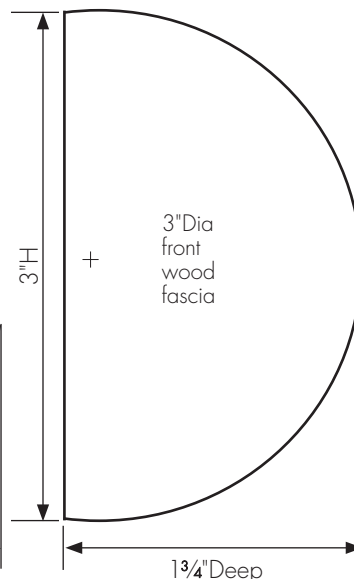
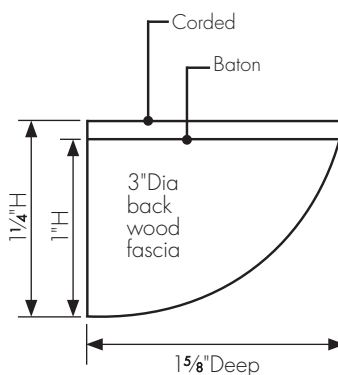


c-rings with fascia



- c-rings available for 1 3/8", 2", 2 1/4" and 3"
- corded or baton draw systems
- pinch pleat only
- available in any of our 50 standard hand painted finishes or your own custom finish to match your fascia finish
- for double traverse systems, c-rings are for the front track only
- not available for traverse systems with mitered returns or stationary front pole

3"



heavy duty traverse systems

Catalog pages 34-37

CORDED OR BATON DRAWV, RIPLEFOLD OR PINCH PLEAT | AVAILABLE IN 1 3/8", 1 7/8", 2", 2 1/4" AND 3" DIAMETERS

single traverse system

- coordinates with all fascia profiles or available with no fascia; ceiling mount only available without fascia
- standard corded single bracket has 3 1/4" return; standard baton single brackets are adjustable: 2 1/2" - 3 1/2" return
- longer return bracket options may be substituted at no charge
- batons and finials sold separately
- c-rings available for 1 3/8", 2", 2 1/4" and 3"

double traverse system

Back track available with or without wood fascia. Back track shown with fascia and end caps.

- coordinates with all fascia profiles or available with no fascia; ceiling mount only available without fascia
- standard corded double brackets are adjustable: 2 1/2" - 4 1/2" back track and 5 1/2" - 7" front track return; standard baton double brackets are adjustable: 2" - 3" back track and 4" - 5 1/2" front track return
- longer return bracket options may be substituted at no charge
- batons and finials sold separately
- c-rings available for 1 3/8", 2", 2 1/4" and 3" (front track)

single or double traverse system with mitered returns



Back track available with or without wood fascia. Finials and c-rings are not available with this option.

- coordinates with all fascia profiles
- standard corded single bracket has 3 1/4" return; standard baton single brackets are adjustable: 2 1/2" - 3 1/2"
- standard corded double brackets are adjustable: 2 1/2" - 4 1/2" back track and 5 1/2" - 7" front track return; standard baton double brackets are adjustable: 2" - 3" back track and 4" - 5 1/2" front track return
- batons and mitered returns sold separately
- c-rings not available


stationary front pole with back traverse system

2", 2 1/4", and 3" wood poles can be used. Back track available with or without wood fascia. Back track shown with fascia and end caps.


- traverse system coordinates with all 2", 2 1/4" and 3" round fascia profiles; flat and slim fascia may not be used
- coordinates with 2", 2 1/4" and 3" poles for stationary front pole
- stationary front pole and TBKT bracket are included
- batons and finials sold separately
- full rings available on stationary; c-rings not available



(front and back fascia shown; front fascia only also available)




(front and back fascia shown; front fascia only also available; mitered returns on front only)



(front and back fascia shown; front fascia only also available)

coordinating fascia profiles & finials


Finials sold separately. Please reference the 2018 Drapery Hardware Catalog for coordinating finials: 1 3/8" Dia on pages 62-64, 2" - 2 1/4" Dia on pages 69-76 and 3" Dia on pages 82-84.



slim round smooth, no finials
• 1 7/8" Dia



flat smooth, no finials
• 2 1/4" Dia



smooth
• 1 3/8", 2", 2 1/4" and 3" Dia




grooved
• 1 3/8", 2", 2 1/4" and 3" Dia



fluted
• 1 3/8", 2" and 2 1/4" Dia



reeded
• 1 3/8", 2", 2 1/4" and 3" Dia



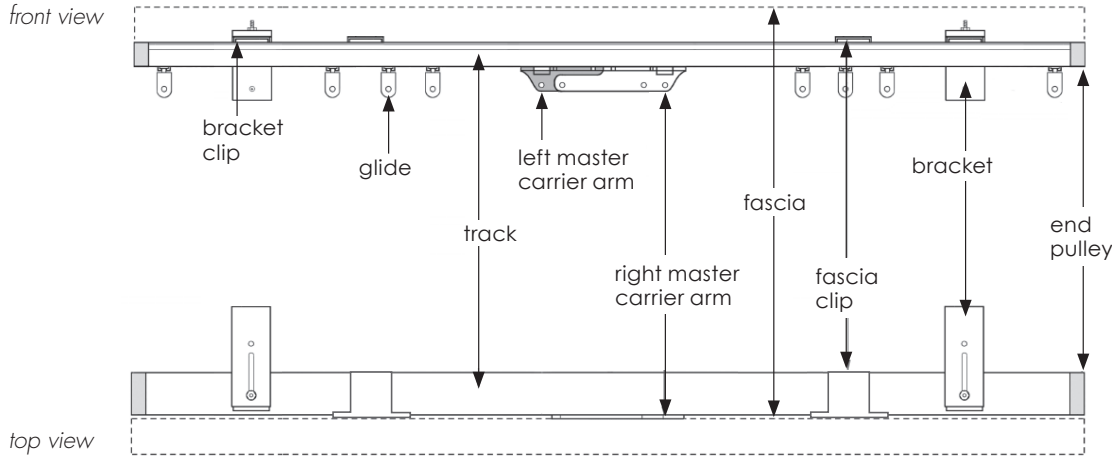
wide reeded
• 2 1/4" Dia



mitered returns (sold separately)
• 1 3/8", 1 7/8", 2", 2 1/4" and 3" Dia
• all profiles

manual heavy duty traverse systems

Heavy Duty Traverse System includes 1 track, components, your choice of brackets, and fascia with fascia clips when applicable. Pricing for Double Systems and other configurations are based on Single System pricing.



Manual Heavy Duty Traverse Pricing

Item # for Corded System	Item # for Baton System	Name	Systems are sold in 2 ft increments			
--------------------------	-------------------------	------	-------------------------------------	--	--	--

Manual Heavy Duty Corded or Baton Traverse System with Wood Fascia

Corded Systems

Baton Systems (batons sold separately)

Track System with Wood Fascia(s) for 1 3/8" round			4'	6'	8'	10'
CSTFCC138WF	CSTFCB138WF	Single with Fascia, No Rings	\$379.50	\$569.25	\$759.00	\$948.75
CSTFCC138WFFDBL	CSTFCB138WFFDBL	Double with Front Fascia, No Rings	\$644.00	\$966.00	\$1,288.00	\$1,610.00
CSTFCC138WFDL	CSTFCB138WFDL	Double with Front & Back Fascias, No Rings	\$759.00	\$1,138.50	\$1,518.00	\$1,897.50
CSTFCC138WFC	CSTFCB138WFC	Single with Fascia, C-Rings	\$609.50	\$914.25	\$1,219.00	\$1,523.75
CSTFCC138WFFCDBL	CSTFCB138WFFCDBL	Double with Front Fascia, C-Rings	\$1,104.00	\$1,656.00	\$2,208.00	\$2,760.00
CSTFCC138WFCDBL	CSTFCB138WFCDBL	Double with Front & Back Fascias, C-Rings	\$1,219.00	\$1,828.50	\$2,438.00	\$3,047.50

Track System with Wood Fascia(s) for 1 7/8" slim, 2 1/4" flat smooth, 2" and 2 1/4" round*			4'	6'	8'	10'
*available in 2" & 2 1/4" round only 1 7/8" slim and 2 1/4" flat smooth double systems are available in the front fascia option only 1 7/8" slim and 2 1/4" flat smooth are not available with c-rings						
CSTFCC214WF	CSTFCB214WF	Single with Fascia, No Rings	\$494.50	\$741.75	\$989.00	\$1,236.25
CSTFCC214WFFDBL	CSTFCB214WFFDBL	Double with Front Fascia, No Rings *	\$874.00	\$1,311.00	\$1,748.00	\$2,185.00
CSTFCC214WFDL	CSTFCB214WFDL	Double with Front & Back Fascias, No Rings	\$989.00	\$1,483.50	\$1,978.00	\$2,472.50
CSTFCC214WFC	CSTFCB214WFC	Single with Fascia, C-Rings *	\$724.50	\$1,086.75	\$1,449.00	\$1,811.25
CSTFCC214WFFCDBL	CSTFCB214WFFCDBL	Double with Front Fascia, C-Rings *	\$1,334.00	\$2,001.00	\$2,668.00	\$3,335.00
CSTFCC214WFCDBL	CSTFCB214WFCDBL	Double with Front & Back Fascias, C-Rings	\$1,449.00	\$2,173.50	\$2,898.00	\$3,622.50
CSTFCC214SDBL	CSTFCB214SDBL	Double with Stationary Front & No Fascia *	\$874.00	\$1,311.00	\$1,748.00	\$2,185.00
CSTFCC214WFBSDBL	CSTFCB214WFBSDBL	Double with Stationary Front & Back Fascia *	\$989.00	\$1,483.50	\$1,978.00	\$2,472.50

Track System with Wood Fascia(s) for 3" round			4'	6'	8'	10'
CSTFCC300WF	CSTFCB300WF	Single with Fascia, No Rings	\$609.50	\$914.25	\$1,219.00	\$1,523.75
CSTFCC300WFFDBL	CSTFCB300WFFDBL	Double with Front Fascia, No Rings	\$1,104.00	\$1,656.00	\$2,208.00	\$2,760.00
CSTFCC300WFDL	CSTFCB300WFDL	Double with Front & Back Fascias, No Rings	\$1,219.00	\$1,828.50	\$2,438.00	\$3,047.50
CSTFCC300WFC	CSTFCB300WFC	Single with Fascia, C-Rings	\$839.50	\$1,259.25	\$1,679.00	\$2,098.75
CSTFCC300WFFCDBL	CSTFCB300WFFCDBL	Double with Front Fascia, C-Rings	\$1,564.00	\$2,346.00	\$3,128.00	\$3,910.00
CSTFCC300WFCDBL	CSTFCB300WFCDBL	Double with Front & Back Fascias, C-Rings	\$1,679.00	\$2,518.50	\$3,358.00	\$4,197.50
CSTFCC300SDBL	CSTFCB300SDBL	Double with Stationary Front & No Fascia	\$1,104.00	\$1,656.00	\$2,208.00	\$2,760.00
CSTFCC300WFBSDBL	CSTFCB300WFBSDBL	Double with Stationary Front & Back Fascia	\$1,219.00	\$1,828.50	\$2,438.00	\$3,047.50

Manual Heavy Duty Corded or Baton Traverse System without Wood Fascia

Corded Systems

Baton Systems (batons sold separately)

Single Track System track available in white and bronze			4'	6'	8'	10'
CSTFCCTRACK	CSTFCBTRACK	Single with No Fascia	\$264.50	\$396.75	\$529.00	\$661.25
CSTFCCTRACKDBL	CSTFCBTRACKDBL	Double with No Fascia	\$529.00	\$793.50	\$1,058.00	\$1,322.50

manual heavy duty traverse systems

HEAVY DUTY STACK BACK CALCULATION *(each drapery panel)*

Heavy Duty pinch pleat: master carrier + (# glides on panel x .75") + 2.75" = stack per drapery panel

Heavy Duty Ripplefold*: master carrier + (# glides on panel x .625") + 2.75" = stack per drapery panel

**note: number of glides on panel depends on which fullness of Ripplefold tape being used. Consult your workroom for quantity.*

EX: Heavy Duty pinch pleat, 20ft. one-way draw (standard 4 glides per ft.)

4.25" + [80 glides on panel x .75"] + 2.75" = 67" stack back, per drapery panel BEFORE drapery fabric is installed

Please note: Calculations result in Stack Back Width BEFORE drapery fabric is installed. Stack back width will increase once draperies are installed. Factors such as thickness of drapery fabric, type of drapery pleat, and fullness of treatment affect the final stack back width. Please consult your workroom to determine your final stack back based on your draperies.

additional heavy duty traverse information

BRACKETS, PINCH PLEAT GLIDES AND PINCH PLEAT GLIDES WITH C-RINGS

quantity per system	6'	7'	8'	9'	10'	11'	12'	13'	14'	15'	16'
pinch pleat glides	24	28	32	36	40	44	48	52	56	60	64
brackets	3	3	4	4	4	5	5	5	6	6	6

heavy duty glides are 4 per foot; heavy duty brackets are 1 every 3-4 feet

COMPONENT COLORS

	White	Bronze
Track	•	•
Master Carriers	•	•
Glides	•	•
Brackets	•	•

Pricing Includes Track, Components and your choice of TB035-, TB060- or TB100- Brackets

additional heavy duty traverse fees

Spliced systems begin at 16' for Corded and 20' for Baton

12'	14'	16'	18'	20'	per add'l 2 ft
\$1,138.50	\$1,328.25	\$1,518.00	\$1,707.75	\$1,897.50	\$189.75
\$1,932.00	\$2,254.00	\$2,576.00	\$2,898.00	\$3,220.00	\$322.00
\$2,277.00	\$2,656.50	\$3,036.00	\$3,415.50	\$3,795.00	\$379.50
\$1,828.50	\$2,133.25	\$2,438.00	\$2,742.75	\$3,047.50	\$304.75
\$3,312.00	\$3,864.00	\$4,416.00	\$4,968.00	\$5,520.00	\$552.00
\$3,657.00	\$4,266.50	\$4,876.00	\$5,485.50	\$6,095.00	\$609.50
\$1,483.50	\$1,730.75	\$1,978.00	\$2,225.25	\$2,472.50	\$247.25
\$2,622.00	\$3,059.00	\$3,496.00	\$3,933.00	\$4,370.00	\$437.00
\$2,967.00	\$3,461.50	\$3,956.00	\$4,450.50	\$4,945.00	\$494.50
\$2,173.50	\$2,535.75	\$2,898.00	\$3,260.25	\$3,622.50	\$362.25
\$4,002.00	\$4,669.00	\$5,336.00	\$6,003.00	\$6,670.00	\$667.00
\$4,347.00	\$5,071.50	\$5,796.00	\$6,520.50	\$7,245.00	\$724.50
\$2,622.00	\$3,059.00	\$3,496.00	\$3,933.00	\$4,370.00	\$437.00
\$2,967.00	\$3,461.50	\$3,956.00	\$4,450.50	\$4,945.00	\$494.50
\$1,828.50	\$2,133.25	\$2,438.00	\$2,742.75	\$3,047.50	\$304.75
\$3,312.00	\$3,864.00	\$4,416.00	\$4,968.00	\$5,520.00	\$552.00
\$3,657.00	\$4,266.50	\$4,876.00	\$5,485.50	\$6,095.00	\$609.50
\$2,518.50	\$2,938.25	\$3,358.00	\$3,777.75	\$4,197.50	\$419.75
\$4,692.00	\$5,474.00	\$6,256.00	\$7,038.00	\$7,820.00	\$782.00
\$5,037.00	\$5,876.50	\$6,716.00	\$7,555.50	\$8,395.00	\$839.50
\$3,312.00	\$3,864.00	\$4,416.00	\$4,968.00	\$5,520.00	\$552.00
\$3,657.00	\$4,266.50	\$4,876.00	\$5,485.50	\$6,095.00	\$609.50

Spliced systems begin at 16' for Corded and 20' for Baton

12'	14'	16'	18'	20'	per add'l 2 ft
\$793.50	\$925.75	\$1,058.00	\$1,190.25	\$1,322.50	\$132.25
\$1,587.00	\$1,851.50	\$2,116.00	\$2,380.50	\$2,645.00	\$264.50

TFCFEEMITER-EACH: Wood fascia mitered return \$80.00 per return

TFCFEEMITER-45: Wood fascia mitered cut 45° angle (90° corner) \$65.00 per connection

TFCFEEMITER-NON45: Wood fascia mitered cut non-45° angle (non-90° corner) \$65.00 per connection

Standard 45° fascia splice no charge

TFCFEEBLEND: Blended fascia splice \$108.00 per blend

TFCFEEFASCUT: Fascia fabrication fee (if ordering fascia alone, order full pole and specify fascia fabrication) \$65.00 per fascia

TFCFEERESTRING: Restraining fee \$100.00 per track

heavy duty traverse system

Catalog page 35

Orders with traverse systems up to 16' will incur a \$10 packaging fee, over 16' will incur a \$25 packaging fee.

Product Information

- Sold in 2 foot increments, 4 foot minimum; cut to specified length; fall off will not be saved or shipped
- Fascia, if selected, in 1 7/8" slim round, 2", 2 1/4" or 3" round wood profiles available up to 192". 2 1/4" flat fascia is available up to 144". Fascia is installed directly onto front of traverse system track. Fascia over 16 feet will be spliced
- 1 7/8" slim round and 2 1/4" flat smooth fascia do not accept finials. Not available for back fascia on Double Systems or Double System with Back Traverse and Stationary Pole in Front

Please Specify

- Item number for track or track with wood fascia
- Track length (track and fascia are the same length)
- Track and matching bracket color (if not specified, we will select color to match fascia finish)
- Cord location: right or left
- Draw: center, one-way stack right or one-way stack left
- Number of glides if different than 4 per foot
- Pinch pleat or Ripplefold carriers
- Cord drop (standard is 120"). Additional length available upon request
- Finish name and number for fascia, if selected

Options

- Additional brackets pages 42-43
- 3 1/2" or 6" mitered return(s) see above
- Standard splices and blended splices for fascia over 16', see above

manual heavy duty traverse systems

heavy duty baton traverse accessories

Look for the /BR icon for components available in bronze and add /BR at the end of the item number to order

Catalog pages 36-37



TB035-HB



TB060-HB

TB100-HB



NEW



TB035-HB

- wall traverse bracket, single
- adjustable 2½"-3½" return
- 1½"H x 1½"W backplate
- available in white or bronze /BR

\$28.75 ea

TB060-HB

- wall traverse bracket, single or double
- adjustable 5" - 6½" front return, adjustable 2¼"-3½" back return
- 3¾"H x 1¼"W backplate
- available in white or bronze /BR

\$46.00 ea

TB100-HB

- heavy duty wall traverse bracket, single or double or triple
- adjustable up to 10"
- 4½"H x 1½"W backplate
- available in white or bronze /BR

\$46.00 ea

BT5333

- ceiling mount bracket, single
- ¼"H x 2¼"Deep x 1"W
- may only be used in systems without fascia
- available in white

\$1.89 ea

BT4003NFC

- fascia mount clip
- use to attach fascia to baton traverse systems; included
- available in zinc

\$4.20 ea

BT3005R BT3005L

- baton pinch pleat master carriers
- stainless steel overlap arms
- multi-wheel design for smooth movement
- baton draw
- pinch pleat
- right (R) or left (L)
- available in white or bronze /BR

\$9.45 ea

BT3125R BT3125L

- baton Ripplefold master carriers
- stainless steel overlap arms with snaps to accept Ripplefold tape
- multi-wheel design for smooth movement
- overlap master carriers come standard unless otherwise specified
- baton draw
- Ripplefold
- right (R) or left (L)
- available in white or bronze /BR

\$11.24 ea

BT3600R BT3600L

- baton Ripplefold butt master carriers
- stainless steel arms with snaps to accept Ripplefold tape
- multi-wheel design for smooth movement
- butt master carriers do not overlap, allowing some light to filter between draperies on center draw treatments
- butt master carriers must be specified for substitution
- baton draw
- Ripplefold
- right (R) or left (L)
- available in white or bronze /BR

\$11.24 ea

BT4013

- baton pinch pleat end pulley
- baton draw
- pinch pleat
- right or left
- available in white or bronze /BR

\$4.60 ea

BT4500

- baton pinch pleat c-ring end pulley
- baton draw
- pinch pleat with c-rings
- right or left
- available in white or bronze /BR

\$2.52 ea

BT4123

- baton Ripplefold end pulley
- baton draw
- Ripplefold
- right or left
- available in white or bronze /BR

\$2.52 ea

TBKT214-HB TBKT300-HB

- For 2"-2¼" poles: 3½"H x ¾"W backplate, 7¾" front return and 3" back track return*
- For 3" poles: 3½"H x ¾"W backplate, 8¾" front return and 3" back track return*
- use to combine 2", 2¼" or 3" full wood pole with single traverse systems
- includes traverse ceiling mount bracket attached onto the bottom of the over-bracket
- *custom returns available, poles sold separately
- *available in any of our 50 standard hand painted finishes or your own custom finish

\$80.50 ea



TB035-H TB060-H TB100-H



TB035-H

- wall traverse bracket, single
- 3/4" return
- 2 5/16"H x 1"W backplate
- available in white or bronze /BR

\$28.75 ea

TB060-H

- wall traverse bracket, single or double
- adjustable 5 1/2"-7" front return, adjustable 2 1/2"-4 1/2" back return
- 3 3/8"H x 1 1/8"W backplate
- available in white or bronze /BR

\$46.00 ea

TB100-H

- wall traverse bracket, single, double or triple
- adjustable up to 10"
- 4 1/2"H x 1 1/2"W backplate
- available in white or bronze /BR

\$46.00 ea

CD533

- ceiling mount bracket, single
- 3/8"H x 2 5/8"Deep x 7/8"W
- may only be used in systems without fascia
- available in white

\$6.30 ea

for double ceiling mount installation, install two individual brackets into ceiling

CD4001FC

- fascia mount clip
- use to attach fascia to corded traverse systems; included
- available in zinc

\$4.60 ea

**CD3300R
CD3300L**

- corded pinch pleat master carriers
- stainless steel overlap arms
- multi-wheel design for smooth movement
- right (R) or left (L)
- available in white or bronze /BR

\$11.24 ea

**CD3412R
CD3412L**

- corded Ripplefold master carriers
- stainless steel overlap arms with snaps to accept Ripplefold tape
- multi-wheel design for smooth movement
- overlap master carriers come standard unless otherwise specified
- right (R) or left (L)
- available in white or bronze /BR

\$11.24 ea

**CD3600R
CD3600L**

- corded Ripplefold butt master carriers
- stainless steel arms with snaps to accept Ripplefold tape
- multi-wheel design for smooth movement
- butt master carriers do not overlap, allowing some light to filter between draperies on center draw treatments
- butt master carriers must be specified for substitution
- right (R) or left (L)
- available in white or bronze /BR

\$11.24 ea

**CD4311R
CD4311L**

- corded universal end pulley body
- pendants sold separately: CP30 pinch pleat, CPC30 pinch pleat with c-rings or R1002 Ripplefold
- right (R) or left (L)
- available in white or bronze /BR

\$11.24 ea

**CD4310R
CD4310L**

- corded one-way end pulley body
- right (R) or left (L)
- available in white or bronze /BR

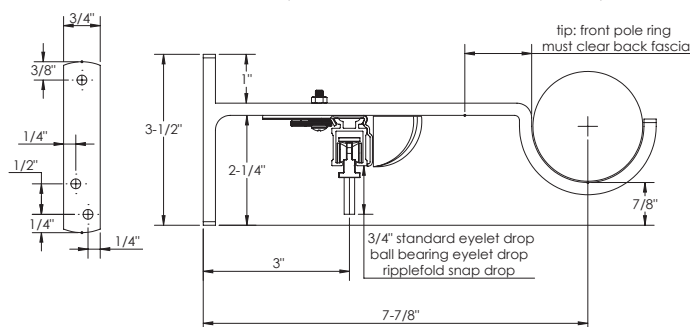
\$5.46 ea

**TBKT214-H
TBKT300-H**

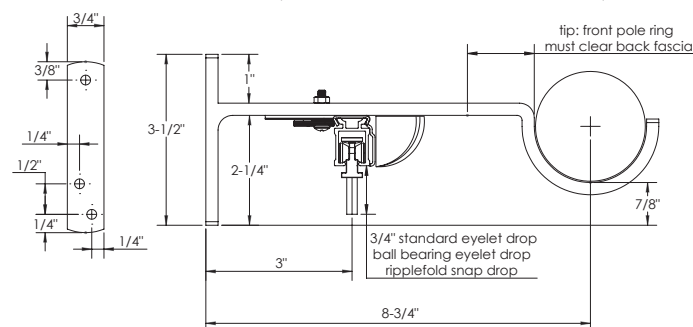
- For 2"-2 1/4" poles: 3 1/2"H x 3/4"W backplate, 7/8" front return and 3" back track return*
- For 3" poles: 3 1/2"H x 3/4"W backplate, 8 3/4" front return and 3" back track return*
- use to combine 2", 2 1/4" or 3" full wood pole with single traverse systems
- includes traverse ceiling mount bracket attached onto the bottom of the over-bracket
- *custom returns available, poles sold separately
- *available in any of our 50 standard hand painted finishes or your own custom finish

\$80.50 ea

Custom Bracket (TBKT214-H & TBKT214-HB)



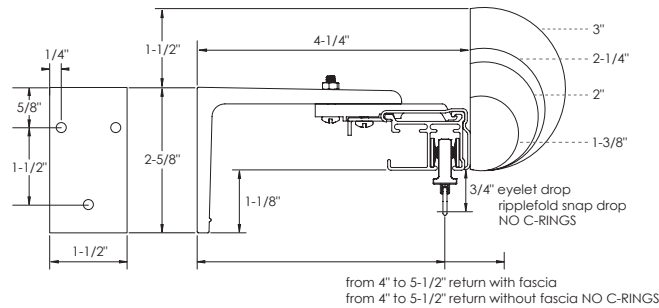
Custom Bracket (TBKT300-H & TBKT300-HB)



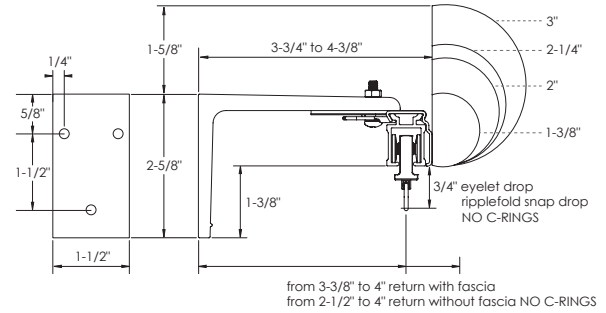
manual heavy duty traverse systems

wall mount brackets

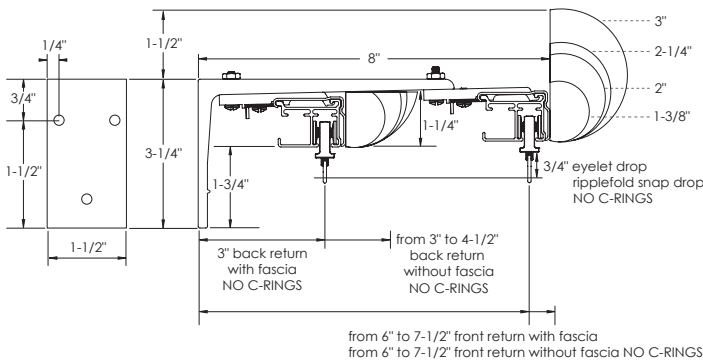
Single Corded Bracket (TB035-H)



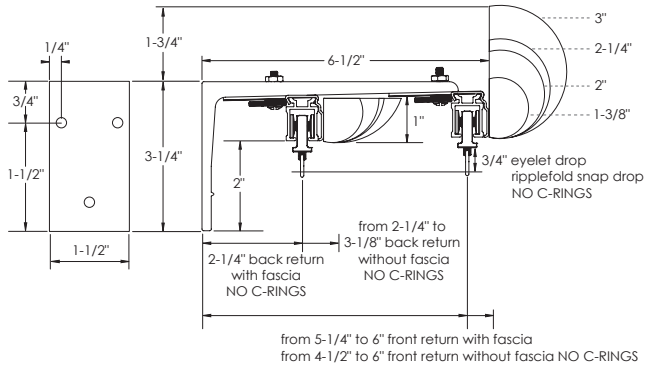
Single Baton Bracket (TB035-HB)



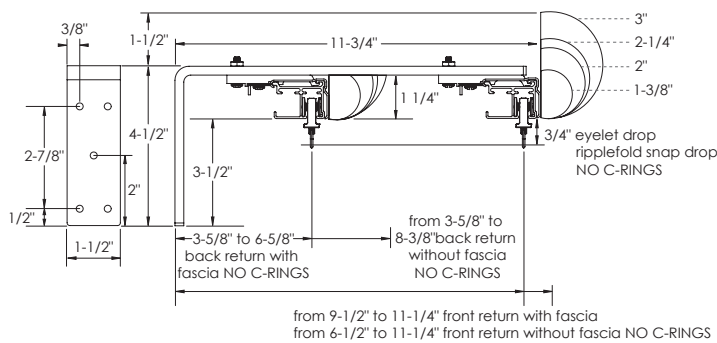
Single or Double Corded Bracket (TB060-H)



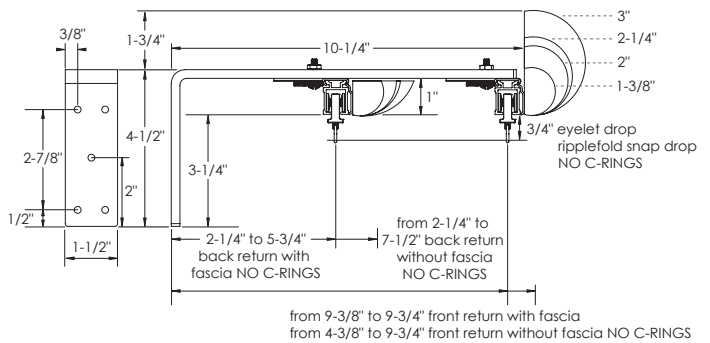
Single or Double Baton Bracket (TB060-HB)



Single, Double or Triple Corded Bracket (TB100-H)



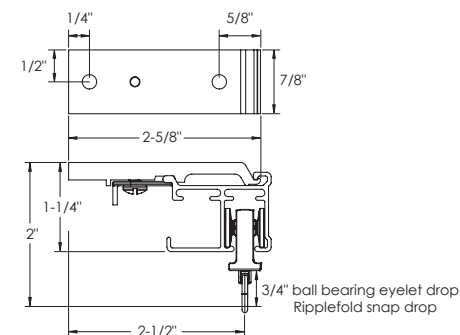
Single, Double or Triple Baton Bracket (TB100-HB)



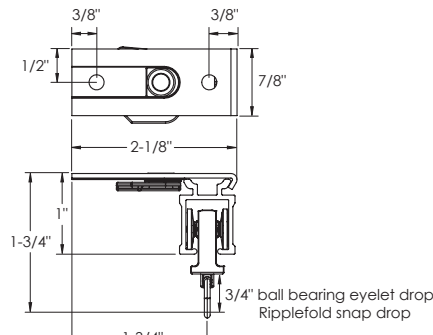
ceiling mount brackets

Please note: only Ceiling Mount Brackets will not accommodate fascia and finials.

Corded Single Ceiling Mount Bracket (CD533)



Baton Single Ceiling Mount Bracket (BT5333)





CP10	ball-bearing pinch pleat glides	\$5.84 pk (10 pcs)
R4060/ R4080/ R4100/ R4120/	60% fullness 80% fullness 100% fullness 120% fullness	Ripplefold glides
	<ul style="list-style-type: none"> • ball-bearing wheel for smooth movement • pinch pleat • available in white or bronze /BR 	
	<ul style="list-style-type: none"> • Ripplefold glides with detachable pendants • fullness 60%, 80%, 100% or 120%; specify fullness on order • Ripplefold • available in white or bronze /BR 	\$6.83 ea
CP500	drapery return bracket	\$6.49 ea
	<ul style="list-style-type: none"> • allows for return on track hardware in traverse systems; included • available in zinc 	
BT4333	glide stop	\$1.05 ea
	<ul style="list-style-type: none"> • stainless steel 	
138CR 200CR 214CR 300CR	1 3/8" diameter 2" diameter 2 1/4" diameter 3" diameter	\$11.50 ea \$17.25 ea \$17.25 ea \$23.00 ea
	c-ring	
	<ul style="list-style-type: none"> • use with round wood fascias *available in any of our 50 standard hand painted finishes or your own custom finish 	



CMTB-H *

corded
CMTB-HB *

baton

steel custom ceiling bracket, single

- 2 3/4"H x 1 1/2"W backplate for double ceiling mount installation, install two individual brackets into ceiling

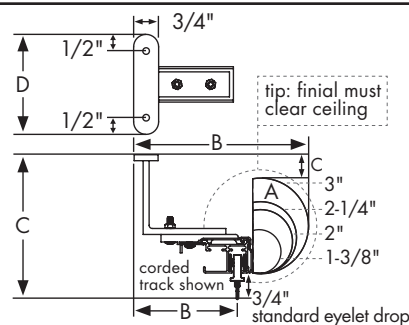
When ordering, specify:

A. fascia diameter and profile.

B. projection to carrier and/or to front of fascia.

C. drop from ceiling to carrier eyelet and/or from ceiling to top of fascia (tip: finial must clear ceiling).

D. width of mounting plate if longer than 2 1/2".

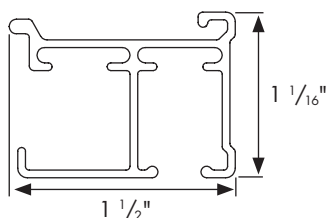


\$69.00 ea


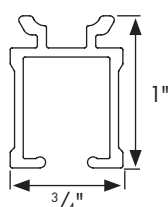
*available in any of our 50 standard hand painted finishes or your own custom finish

heavy duty corded or baton traverse track

Corded Track



Baton Track



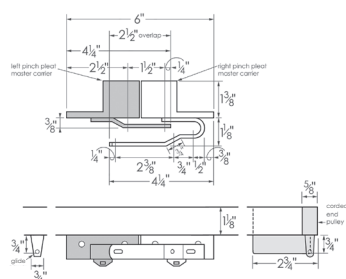
ANSI Standards: Child Safety Warning Tags

ANSI Standard 100.1:
Safety of Corded Window Coverings
Requires warning tags for child safety on all interior drapery hardware and window covering products that incorporate cords, bead chains, cord shrouds or any type of flexible loop control device in their operation INCLUDING sales collateral materials.

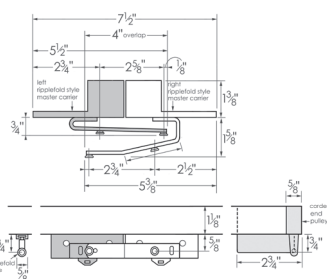
carriers for heavy duty traverse systems

(not for c-rings)

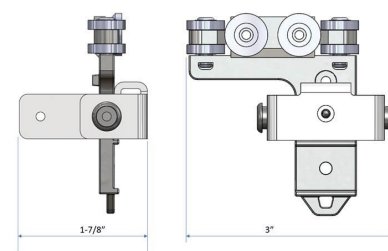
pinch pleat carriers



ripplefold carriers



heavy duty butt master carriers





Heavy Duty Traverse Order Form

PO #	Side Mark	Ship via
------	-----------	----------

Company Information				Shipping Information			
Company Name		Acct #		Company Name		Acct #	
Contact Person				Contact Person			
Street Address				Street Address			
City		State	ZIP	City		State	ZIP
Email				Email			
Phone		Fax		Phone		Fax	

HEAVY-DUTY BALL BEARING TRAVERSE SYSTEMS - Consult Price List for detailed specifications.

Item #	Fascia Type	System Length (per 2')	Custom Cut Length	Fascia Finish Code	Bracket Preference	Draw Preference Center One-Way	Cord Location	Cord Length (standard 120")	Bacon Draw Option*	Carrier pinch pleat OR Rippelrolf® style*	Qty	Price per Unit	Subtotal
						<input type="checkbox"/> L <input type="checkbox"/> R	<input type="checkbox"/> L <input type="checkbox"/> R						
						<input type="checkbox"/> L <input type="checkbox"/> R	<input type="checkbox"/> L <input type="checkbox"/> R						
						<input type="checkbox"/> L <input type="checkbox"/> R	<input type="checkbox"/> L <input type="checkbox"/> R						
						<input type="checkbox"/> L <input type="checkbox"/> R	<input type="checkbox"/> L <input type="checkbox"/> R						

HEAVY-DUTY BALL BEARING TRAVERSE COORDINATING ACCESSORIES AND ADDITIONAL FEES
Order finals, mitered returns, and accessories here.

Item #	Finish Code	Description	Qty	Price per Unit	Subtotal

Additional Information

Quantity included per set based on cut track length	4'	5'	6'	7'	8'	9'	10'	11'	12'	13'	14'	15'	16'	17'	18'	19'	20'
Pinch Pleat Glides (4 per foot, includes master carriers (2) & end caps (2))	16	20	24	28	32	36	40	44	48	52	56	60	64	68	72	76	80
Brackets (1 per every 3-4 feet)	2	3	3	3	4	4	4	5	5	5	6	6	6	7	7	7	8

* **Baton draw option available; batons sold separately.**

Total

1000000

Special Instructions

Special Instructions

* When ordering *Ripplefold* carriers, answer these questions:

1. Select *Ripplefold* fullness: ☐ 60% ☐ 80% ☐ 100% ☐ 120%

2. Select *Ripplefold* masters: ☐ Overlap ☐ Butt Master

motorized or manual traverse systems

traverse systems coordinated color chart

Finish Name	Finish Code	Track and Bracket Colors	Maximum Continuous Fascia Length
STANDARD FINISHES			
Charred Toasted Oak	800	Bronze	16'
Bronzed Ore	810	Bronze	16'
Sea Salt Black	820	Bronze	16'
Driftwood	830	White	16'
White with Gold Accents	840	White	16'
Soft Brass	850	Bronze	16'
Grayed Brass	860	Bronze	16'
Chalet Gray	870	White	16'
Parchment	880	White	16'
Warm Walnut	890	Bronze	16'
Gilded Red	600	Bronze	16'
Cobalt Bronze	610	Bronze	16'
Weathered Iron	620	Bronze	16'
Ash Gray	630	White	16'
Oil Rubbed Bronze	640	Bronze	16'
Hickory	650	Bronze	16'
Antique White	660	White	16'
Espresso	670	Bronze	16'
Aged Gold	680	Bronze	16'
Champagne	690	Bronze	16'
Graphite	700	Bronze	16'
Tarnished Silver	710	Bronze	16'
Tawny Oak	720	Bronze	16'
Rose Gold	730	Bronze	16'
Smoky Mocha	740	Bronze	16'
Polished Gold	750	Bronze	16'
Rustic Iron	760	Bronze	16'
Bronze Patina	770	Bronze	16'
Hazelwood	780	Bronze	16'
Vintage Bronze	790	Bronze	16'
Bronze	105	Bronze	16'
Bronze with Gold	106	Bronze	16'
Bronze with Gold and Gray	107	Bronze	16'
Flat Black	109	Bronze	16'
Flat Black with Gold	110	Bronze	16'
Silver with Gold	112	White	16'
Walnut Gold	117	Bronze	16'
Dark Walnut Gloss with Gold	126	Bronze	16'
Antique Steel	129	Bronze	16'
Antique Steel with Black Highlights	129B	Bronze	16'
Gray with Gold	150	White	16'
Antique	155	Bronze	16'
Walnut Gold with Gray Accents	200	Bronze	16'
Walnut	240	Bronze	16'
Platinum	250	Bronze	16'
Platinum with Black Highlights	250B	Bronze	16'
Mahogany Rust	270	Bronze	16'
Pewter	320	Bronze	16'
Bronze with Black	330	Bronze	16'
Statuary Bronze with Gold	350G	Bronze	16'

Based on your specified finish we supply track and brackets that best match the finish on your fascia. Please refer to the Finish Reference Guide to the left. If you order a custom match finish, please specify your track color.

Components are included in the per foot track price, as listed in the Retail Price List. Components will match the track color when applicable (see chart at bottom of page).

Standard glides are 4 per foot. Standard brackets are 2 end brackets with 1 support bracket for every 3-4 feet of track.

Wood pole profiles available in 1 7/8", 2", 2 1/4" and 3" diameters can be used as fascia.

Spliced fascia will be cut at a 45° angle for an obscure splice upon request.

Spliced fascia can be blended for an additional fee (see pages 16, 22 or 40). Blended fascia will be properly connected and shipped in one continuous length.


COMPONENT COLORS

Components include: glides, master carriers and drive gears/end pulleys.

	motorized		manual
	R-TEC	Somfy	heavy duty
BRONZE	•	•	•
WHITE	•	•	•

Please Note: Somfy Glydea® motor is always silver.

C-ring glides are available only in Bronze



NEW

TFC20TDB
traverse
display board 2
24"H x 24"W x 6"Deep
wall mount

NET price: \$—



NEW

RTMDK
R-TEC Automation® display kit (case & kit*)
*R-TEC smart controls not included;
see page 7 for our selection
30¼"H x 26¼"W x 8"Deep (case)

NET price: \$—

order modules separately:

RTMDK/FMH \$—
R-TEC Automation® motorized metal module


RTMDK/TRACK \$—
R-TEC Automation® track module with fascia*
*1¾" fascia included for reference only; see page 11 for a full list of fascia styles available in this collection, and choose from any of our 50 standard hand painted finishes located on page 34 of the catalog or your own custom finish

RTMLDKIT \$—
slim drapery motor + battery kit*
*works with motorized metal and track modules above



TFC18TTMETAL
metal table top display
12¼"H x 20"W x 8"Deep

NET price: \$—



TFC18TTMODMETAL
modern metal table top display
12¼"H x 20"W x 8"Deep

NET price: \$—



For more R-TEC Automation® window solution options, visit the Rowley Company website to view our compatible shade systems at:

bit.ly/R-TEC-Automation-Shades

finish information

STANDARD FINISHES

ON 1³/₈" METAL AND METAL TRAVERSE

800	Charred Toasted Oak
810	Bronzed Ore
820	Sea Salt Black
830	Driftwood
840	White with Gold Accents
850	Soft Brass
860	Grayed Brass
870	Chalet Gray
880	Parchment
890	Warm Walnut
105	Bronze
106	Bronze with Gold
107	Bronze with Gold and Gray
109	Flat Black
110	Flat Black with Gold
112	Silver with Gold
117	Walnut Gold
126	Dark Walnut Gloss with Gold
129	Antique Steel
129B	Antique Steel with Black Highlights
150	Gray with Gold
155	Antique
200	Walnut Gold with Gray Accents
240	Walnut
250	Platinum
250B	Platinum with Black Highlights
270	Mahogany Rust
320	Pewter
330	Bronze with Black
350G	Statuary Bronze with Gold
600	Gilded Red
610	Cobalt Bronze
620	Weathered Iron
630	Ash Gray
640	Oil Rubbed Bronze
650	Hickory
660	Antique White
670	Espresso
680	Aged Gold
690	Champagne
700	Graphite
710	Tarnished Silver
720	Tawney Oak
730	Rose Gold
740	Smoky Mocha
750	Polished Gold
760	Rustic Iron
770	Bronze Patina
780	Hazelwood
790	Vintage Bronze

special finishes

custom finishes and custom color match

Beyond our standard finishes, we can match any finish, fabric swatch, wood trim or paint color specified from your favorite paint company. A finish sample or paint color, sheen level and manufacturer must be provided by the customer. The Finial Company will then provide a strike-off sample to the customer on any wood or metal fascia profile as requested. Customer approval of the strike-off sample is required before production will begin.

clear coating

Clear coat can be added on any finish to achieve your preferred sheen level. Sheen choices are matte, satin and high gloss as shown in the catalog.

standard finishes on 1³/₈" metal and modern metal collections:

1³/₈" metal finials, brackets, poles, rings and metal traverse systems are available in any of our standard hand painted finishes for a 30% surcharge.

finish fees

(all prices below are SRP)

Custom match/custom finishing

includes modifying existing TFC finishes and painting product from any manufacturer in any finish not included in the Drapery Hardware Catalog. 10-15 day lead time:

single color: 10% of order value, minimum of \$100.00 per order

multicolor: 15% of order value, minimum of \$150.00 per order

Clear coating:

10% of order value, min of \$100.00 per order

1³/₈" Metal and Modern Metal Collections standard finishing:

30% of order value, no minimum order

Touch up paint:

\$20.00 per vial

Strike-offs:

\$70.00 per finish/strike-off. If finish is approved, 1/2 of strike-off fee will be rebated on order.

Color chip samples:

\$3.00 per chip

repaint fees

Includes painting product from any manufacturer in a standard TFC finish included in the Drapery Hardware Catalog. 10-15 day lead time. *(all prices below are SRP)*

Poles	\$15.00 per foot
Bracket	\$20.00 ea
Tieback posts	\$15.00 ea
Rings	\$5.00 ea
Finials or end caps	\$20.00 ea
Elbows	\$20.00 ea
Rosettes	\$20.00 ea
Crests	\$60.00 ea

PRICING AND TERMS

Prices found in The Finial Company Retail Price List are our suggested retail prices. Due to the U.S. government's current policy on China tariffs, all products are subject to a tariff surcharge as of September 1st, 2019. Prices are subject to change without notice. Prices are quoted exclusive of freight and packaging. The buyer should always inspect the product upon receipt.

IMPORTANT: Please note that your order will be placed with an authorized Finial Company Distributor. While most of the following will generally apply, your distributor may have terms and conditions of sales that will vary from what is stated here.

Estimated Lead Times: Purchase orders are processed once they are received by The Finial Company. Incomplete information will delay processing and shipping. Metal Baton Draw Traverse Systems will ship within 5 business days of the order confirmation. Painted product (including painted products from the Metal Collection), custom products and traverse systems will ship within 10-15 business days of the order confirmation. RTEC Automation® Traverse Systems will ship within 10-15 business days of the order confirmation.

Rush Orders: Rush orders are available. An additional 30% charge applies to product and all fees excluding freight and packaging. Rush orders will ship within 5 business days. The 30% rush charge is available for all product except arch rods, bay windows, custom brackets, and mitered returns. If an order is received after 12:00 C.S.T., the next business day will count as the first day of production.

IMPORTANT: Please note that rush orders are not always available due to the nature of scheduling in a strictly custom manufacturing environment. Processing time for a rush order is in business days, (excluding holidays) not calendar days.

Shipping (NET Fees): Poles or tracks over 96" must be shipped by common carrier. For current common carrier freight rates go to www.thefinialcompany.com/freightrate. Expedited shipments are not available in all areas. Any additional charges for expedited shipments will be in addition to the published net fees.

The following orders will be subject to actual freight costs:

- shipments going to Alaska, Hawaii, Idaho, Montana, Wyoming, Puerto Rico or any international destination.
- orders with poles or tracks exceeding 96" in length
- orders that exceed a \$2,500 SRP

Packaging Fees (NET Fees): A net packaging fee of \$10.00 per order will apply to any order that has a pole. A net packaging fee of \$10.00 will apply to any order with a traverse rod less than 16 feet. The net packaging fee increases to \$25.00 for all orders with arched rods; bay windows; rods with returns; motorized traverse track; or poles, rods and corded traversing track 16 feet or longer.

RETURNS, CHANGES & CANCELLATIONS

All orders are considered "custom". No changes or cancellations will be accepted later than 24 hours after order is confirmed. All returns must be authorized by The Finial Company customer service department, and are authorized at our discretion, given the circumstances and nature of each custom order.

DAMAGED GOODS

Immediately upon receipt, your order should be inspected to ensure that there is no concealed damage from shipping. Claims on damaged merchandise must be made within 15 days of receipt. No claims after 15 days will be accepted. If your order is damaged in shipping, carriers require that all packing materials be kept in order for a representative to inspect the goods. Our policy is that we replace damaged product per the original order.

Please note on the bill of lading if there is any possibility of concealed damaged. If shipping through a 3rd party, distributor is responsible for claiming damages and the remakes will be at charge.

PRODUCT INFORMATION

Wood Fascias: Wood fascias are sold in 2 foot increments, 2 foot minimum. We will cut your fascia to your specification, but we do not save or ship the fall off.

Metal Traverse Tracks: All metal traverse tracks are sold in 2 foot increments, 2 foot minimum. We will cut your track to your specification, but we do not save or ship the fall off.

Corded or Baton Draw Traverse Tracks: Corded or baton draw traverse tracks are sold in 2 foot increments with a 4 foot minimum. We will cut to your specification, but we do not save or ship the fall off.

Motorized Traverse Tracks: Motorized traverse tracks are sold in 1 foot increments with a 6 foot minimum. We will cut to your specification, but we do not save or ship the fall off.

Support Brackets: We recommend support brackets every 3-4 feet.

Installation: Mollie bolts and nail anchors are recommended for all installations, but are not included. We strongly recommend using a professional installer for our hardware.

Force Majeure: The Finial Company is not liable for any performance failure that arises from any cause not within its control.

