

GUIDE

# *Accessibility on the Mountain*



**CAR  
DRO  
NA**  
ALPINE RESORT / NEW ZEALAND

  
**TREBLE  
CONE**

## INDEX

# ***Everything you need to know***

Adaptive Facilities Map

General Accessibility & Adaptive Room

Food Outlets

Lifts and Lift Lines

SSNZ Membership and Passes

Lessons and Meeting Points

Rentals

Volunteers





Funding and Quotes

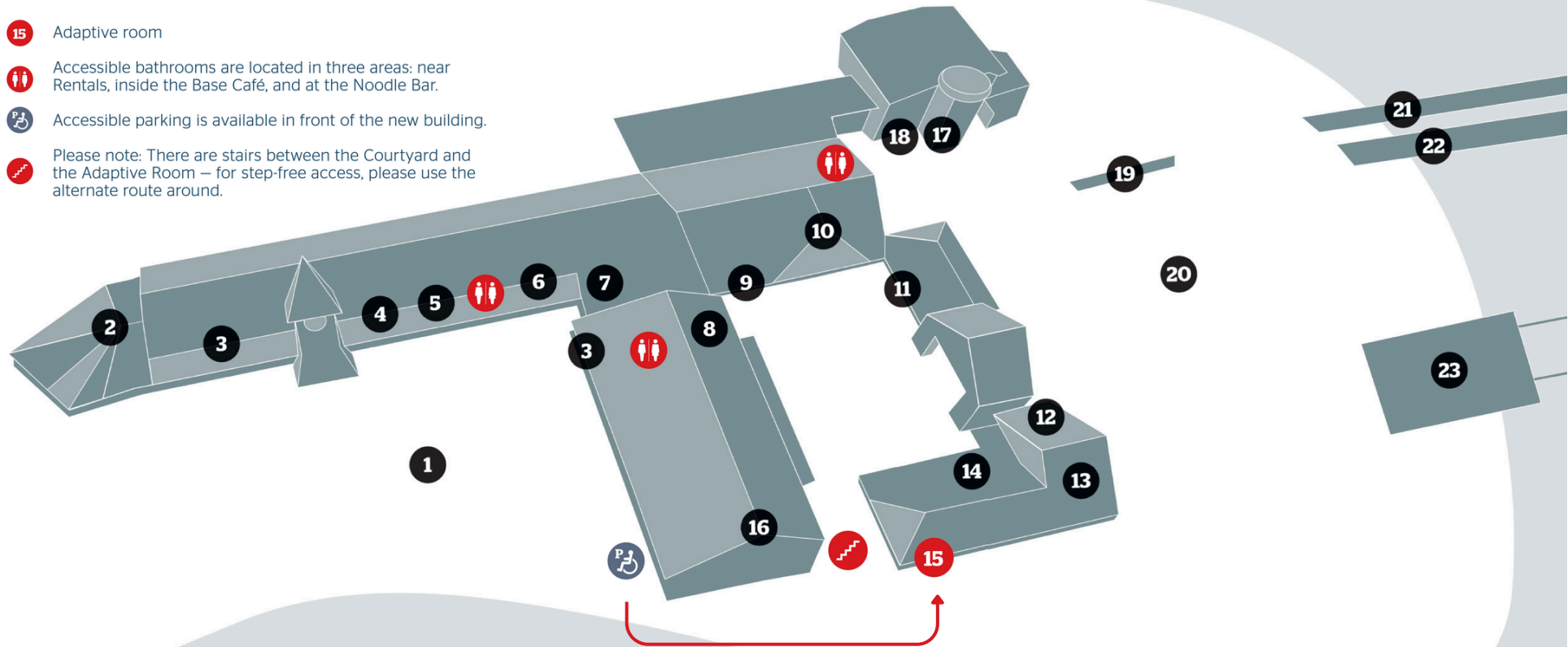
Social Stories

Appendix



# Accessible Facilities Map

-  15 Adaptive room
-  Accessible bathrooms are located in three areas: near Rentals, inside the Base Café, and at the Noodle Bar.
-  Accessible parking is available in front of the new building.
-  Please note: There are stairs between the Courtyard and the Adaptive Room – for step-free access, please use the alternate route around.



- |                       |                        |                                       |                           |                              |
|-----------------------|------------------------|---------------------------------------|---------------------------|------------------------------|
| 1. Drop-Off Zone      | 6. Apartments Entrance | 11. The Lounge                        | 15. Adaptive Snow Sports  | 20. Lesson Meeting Area      |
| 2. Ticket Office      | 7. Base Bar            | 12. Lockers (upstairs)                | 16. Noodle Bar            | 21. Mid-Length Conveyor Lift |
| 3. Lockers            | 8. Retail Shop         | 13. Guest Services & Snow Sports Info | 17. The Den (first floor) | 22. Covered Conveyor Lift    |
| 4. Workshop & Repairs | 9. Base Café           | 14. Medical Facilities                | 18. Ski Kindy             | 23. McDougall's Chondola     |
| 5. Rentals            | 10. Mezz (upstairs)    |                                       | 19. Kindy Conveyor        |                              |

# General Accessibility & Adaptive Room

## Transport

There is currently no dedicated accessible transport but the free pine tree shuttle bus from the bottom of the access road can take you up the mountain stress free. It is a coach style bus with stairs to get into the cabin. See [Mountain Transport](#) for more info and times. The Pine Trees car park has a covered waiting area with seating options and a toilet.

## Parking

[Accessible parking](#) is available (see map) right in front of the Noodle Bar building. If there are no more spots available, please talk to the Car Park Crew and they will help you out. From the accessible parking, there is sealed access for wheelchair users to courtyard and food and beverage outlets.

## Access

The main doors through the atrium into the courtyard, as well as into the retail shop and the Noodle Bar are [automatic](#), all other doors are wide enough to fit a wheelchair, however need to be [opened manually](#).

## Bathrooms

Accessible bathrooms are available through the main entrance. All bathrooms highlighted in red on the accessibility map are accessible.

## Sunflower


Cardrona has implemented the Hidden Disability Sunflower Initiative. We have lanyards and pins to use for guests in Guest Services at Cardrona and Treble Cone and staff will be wearing the sunflower supporter lanyard. For more info please see [A symbol for non-visible disabilities, also known as hidden disabilities or invisible disabilities](#).



## Adaptive Room

We have a dedicated adaptive room. If you are requiring use of the adaptive room outside of lessons/ skiing with a volunteer please email [adaptive@cardrona.com](mailto:adaptive@cardrona.com)

If you need to access the adaptive room, please make your way around the right-hand side of the Noodle Bar building towards the patrol building (see red arrow on the facility map). The ground between accessible parking and adaptive room is currently a mix of gravel and snow, depending on snow conditions.



## Quiet areas

There are several quiet areas around the resort. At the top floor of the Lounge, there is a quiet workspace. Anyone can use this if they are looking for a calmer space. Please note that this space is still open to the rest of the cafe.

The bottom floor of the Noodle Bar adjacent to the retail shop, is not an official quiet area, but is generally calmer.

***Any of our staff are happy to help - look out for out host team in blue jackets and pants!***



## ***Food outlets & accessible bathrooms***

The Base Cafe and the Noodle Bar are accessible food outlets, including accessible bathrooms. To enter the Lounge from the courtyard, it requires a step up of roughly 15cm. A manual wheelchair is available at Captains Café for guests who require a mobility aid. See staff for details or assistance. There is a 10 cm step to access the building; however, once inside, there is access to Captains Café and the accessible bathrooms.”



## *Lifts & liftlines*

All chairlifts at Cardrona are accessible for sit skiers. Plastic seat separators have been removed in between seat 3 and 4 on McDougalls chairlift and Soho chairlift for easy loading and unloading. All other chairlifts are 4 seaters with bar (with and without footrest), we recommended loading in between seat 2 and 3. Our lift team is more than happy to assist with loading and unloading. Please feel free to ask our lift team for a slow down of the chairlift or a pull back if required.

McDougall's Chondola has gondola cabins for anyone preferring to ride the gondola. Please note, these may be removed at times due to unsuitable weather conditions. Wheelchairs can fit into the McDougalls gondola cabins, however please note that roughly 50 meters of snow needs to be crossed before reaching the base station of the gondola. Unless really necessary, we do not recommend sit skiers to use the McDougall's gondola, as we do not currently have gondola trolley's available.



## SSNZ membership & Passes

We recognise the extra cost often involved in adaptive snow sports, so we offer some great deals to members of Snow Sports NZ.

[Snow Sports New Zealand](#) is the national organisation that develops and manages skiing, snowboarding, and other snow sports across New Zealand. It supports athletes from beginner level through to elite international competition, including the Winter Olympics.



Snow Sports NZ adaptive members receive exclusive savings including:

- 40% off Adaptive Private Lessons
- 40% off Ride Tribe
- 50% off Single Day Passes
- 50% off Season Passes (rate at time of purchase)\*
- 50% off all rentals (adult and child ski/snowboard sets)
- Cardrona's adaptive volunteers provide free on-snow support for SSNZ members

If you are a current SSNZ member, please log in to the SSNZ website [here](#) to access your lesson discount code. This code is required at checkout.

If you're not yet a member, you can join Snow Sports NZ as an Adaptive Member [here](#).

\*\*Season Pass discount is not offered on pre-release season passes or off the Drop 1 Saver season pass rate.

## ***Lessons and meeting points***

Our adaptive programme is designed for guests with physical, cognitive or sensory disabilities.

- Adaptive private lessons with a qualified adaptive instructor, offering individually tailored one-on-one coaching and a plan that matches your learning style
- Group lessons with volunteer support are ideal if you or your child enjoys learning in a group environment but would benefit from some additional assistance
- Volunteer support sessions are designed for guests who can already ski or ride but would like extra on-snow support (complimentary for SSNZ members)

With the right support in place, you can expect a safe, encouraging environment, greater independence on the mountain, and the thrill of moving confidently on snow.

You'll leave feeling capable, included, and excited to keep progressing.

For any questions regarding lesson or volunteer support, please email [adaptive@cardrona.com](mailto:adaptive@cardrona.com)



### **Private lessons**

<b>Duration</b>	<b>Start Time</b>	<b>Retail Price</b>	<b>SSNZ Discount*</b>	<b>Discounted price</b>	<b>Notes</b>
1 hr	9am	\$199	40%	\$119,40	only available if equipment is <u>not required</u>
1.5 hr	8.45am	\$255	40%	\$153	only available if equipment is <u>not required</u>
2 hrs	1.45pm	\$370	40%	\$222	
2 hrs	9am, 11am,	\$390	40%	\$234	
3 hrs	9am, 12pm	\$560	40%	\$336	
6 hrs	9am	\$999	40%	\$599,40	

All private lessons are at Cardrona. We don't currently offer adaptive lessons at Treble Cone but please get in touch to discuss.

\*the discount is only applied if a valid SSNZ membership is shown

Book an Adaptive Private Lesson and experience the freedom of skiing and snowboarding at Cardrona. If you require specialist equipment, please [fill in this form](#) to book your lesson.

**Book Now**

## ***Ride Tribe Adaptive***

Ride Tribe Adaptive is a multi-day programme designed for anyone age 7+ who wants to grow their skills and confidence on snow.

Running over five weeks, this programme blends structured skill development with mountain adventure and plenty of fun. Guests build their skiing or snowboarding ability while learning alongside the same instructor and group each week.

With a consistent team and supportive coaching, skiers and riders develop confidence, independence and strong mountain skills, all in an environment that feels encouraging and enjoyable.

**Book Now**

## ***Group Lessons***

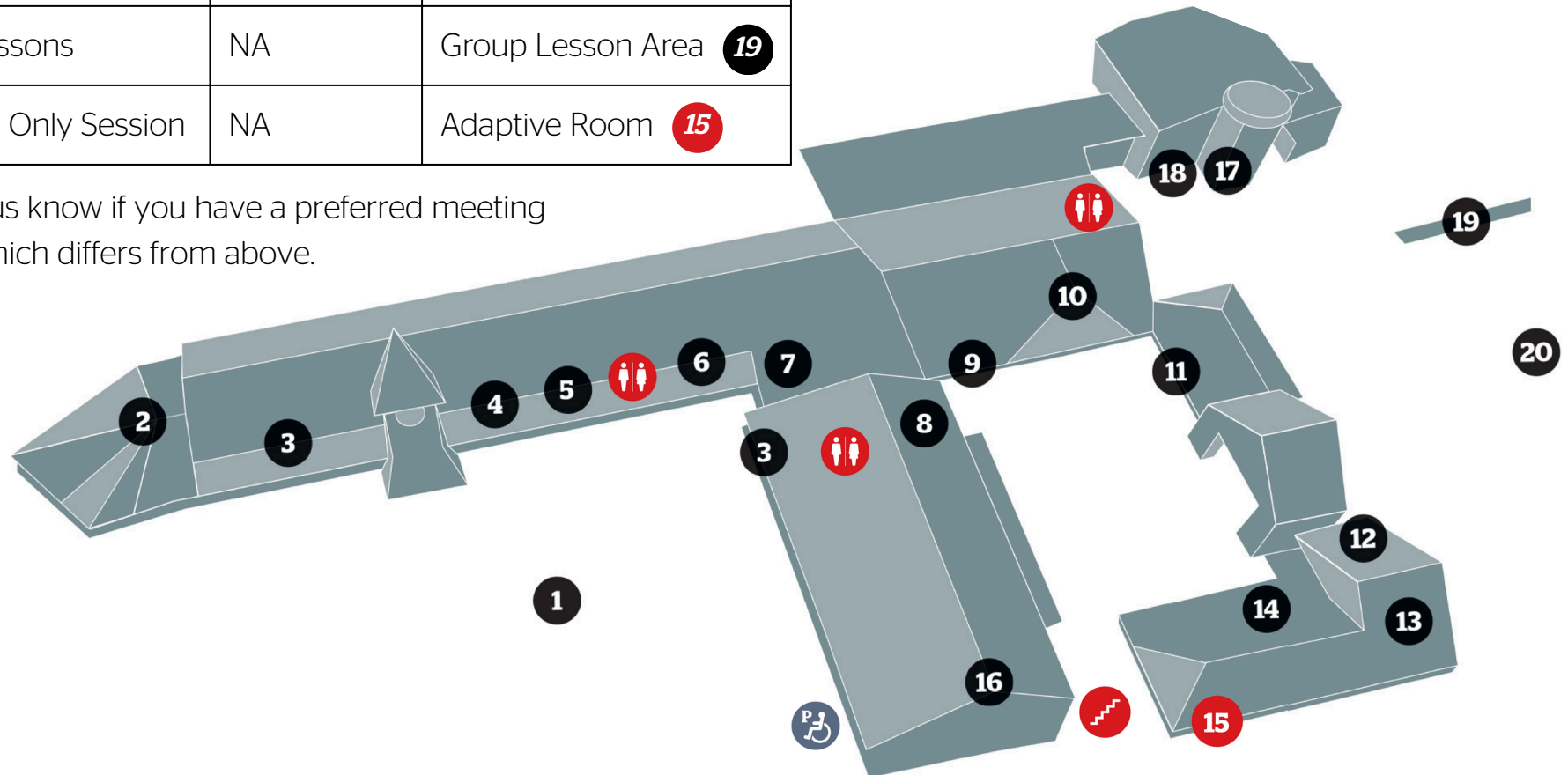
Unfortunately, we don't offer Adaptive Group Lessons. If you or your child prefers learning in a group environment, we can get you volunteer support for the Group Lesson. Please [fill in this form](#) to book a volunteer.



**Meeting Points**

<i>Type</i>	<i>Equipment?</i>	<i>Meeting point</i>
Private	Yes	Adaptive Room <b>15</b>
Private	No	Private Lesson Sign <b>20</b>
Group Lessons	NA	Group Lesson Area <b>19</b>
Volunteer Only Session	NA	Adaptive Room <b>15</b>

Please let us know if you have a preferred meeting location which differs from above.



## ***Rentals***

SSNZ members receive 50% discount off of our Core Rental Bundle, which includes skis or snowboard, boots and poles or wrist guards.

- Adult set - \$63 (\$31.50 with SSNZ discount)
- Child set - \$51 (\$25.50 with SSNZ discount)

### **Adaptive rentals (per day):**

- Sit ski and hand outriggers - \$90 (\$45 with SSNZ membership)
- Slider frame - \$90 (\$45 with SSNZ membership)
- Stand up outriggers - \$25
- Links - no charge
- Vision impairment/high visibility bibs - no charge

Please note: Equipment can only be rented outside a lesson if it has been used prior or with an instructor, to ensure safe and responsible usage.

When booking rentals, please let us know at least a week in advance, so we can guarantee that we have the right piece of equipment available for you.

Links and tethers - to aid with stopping and turning for stand up skiers

Stand up outriggers - Used to assist in balancing, stopping, turning, and getting on and off the lift for stand up skiers

Slider frame - Enhanced balancing, stopping and turning support for stand up skiers

Mono-skis - Seat mounted on one alpine ski. For anyone seeking an all mountain sit ski option, used with the aid of core and upper extremities

Bi-skis - Seat mounted on two skis. Versatile sitting option, can be skied fully independent to fully assisted

Hi-vis vests - for vision impaired guests and their guides or anyone wanting to be seen on the slopes

*Links and Tethers*



*Slider Frame*



*Bi-ski*



*Stand up Outriggers*



*Mono-ski*



## ***Volunteers***

Members of SSNZ are eligible for free on snow support from a trained volunteer. Volunteers can support a private or a group lesson or can be organised as volunteer only support if no instruction is required. Volunteers are trained in supporting someone with a disability on snow, however they cannot teach. [Fill in this form](#) to get support from a volunteer. Please let us know in advance. While we can not guarantee to have a volunteer available, we will try our best to organise a volunteer.



## ***Funding and Quotes***

The Halberg Foundation is a New Zealand charity that helps young people with physical disabilities participate in sport and active recreation. It provides support, funding, and programmes to improve access and inclusion, from grassroots participation through to high-performance opportunities. Please refer to their eligibility criteria to confirm suitability. If you are an individual requiring quotes for funding purposes, please fill out [this form](#).

For funding quotes for disability organisations please contact [lessons@cardrona.com](mailto:lessons@cardrona.com).



## ***Social Stories***

If you are looking for more information to help you and your family prepare for the day on the mountain; we have created a Social Story.

The Social Stories can be found in the appendix.

## ***Anything else?***

We acknowledge that we might not have answered all your questions. If so, please email: [info@cardrona-treblecone.com](mailto:info@cardrona-treblecone.com)

We always like to keep improving, so if you have any feedback regarding accessibility on the mountain, or have any information we should include in this guide, please email: [adaptive@cardrona.com](mailto:adaptive@cardrona.com).



**CARDRONA**  
ALPINE RESORT / NEW ZEALAND

**TREBLE  
CONE**

INDEX

## ***Appendix***

Social Stories - I am going skiing at Cardrona

Bi-skis

Mono-skis



## SOCIAL STORY FIRST TIME AT CARDRONA

***I am going skiing at Cardrona!***

After a long drive in the car, I arrive on the mountain




When the car is parked, I will go to the adaptive room



This is the adaptive room



I can sit down on a chair to put on my boots, helmet, goggles and gloves. I can also have a snack if I'm hungry.



Then I will meet my instructor. My instructor will wear a red uniform.



Time to say goodbye to my family and go skiing!



This is the magic carpet. This is where I will learn to ski. The magic carpet takes me up the slope, so I don't have to walk up.



Once I know how to ski here, I can go further up the hill to the big magic carpet.



If I am tired, I can take a break and play in the snow or go say hi to the snowman.



SOCIAL STORY FIRST TIME AT CARDRONA

***I am going skiing at Cardrona!***

If I need to go to the toilet, I let my instructor know and they can take me to the bathroom.



I may do some more skiing.







When my lesson is finished, my instructor will take me back to meet my family.



Bye Cardrona, see you next time!



**Bi Ski**

<b>Model</b>		<b>Summary</b>	<b>Lift loading</b>	<b>Adjustability</b>	<b>Fixed Outriggers</b>
Big Dynamique (Black)		Wide seat Most comfortable Heavier users High support	Lever (right side) → LIFT to raise & lock → switch to SKI before loading	Footrest Backrest Leg length Handlebar	Front holes under seat
Small Dynamique (Blue)		Smaller seat Smaller users High support	Lever (right side) → LIFT to raise & lock → switch to SKI before loading	Footrest Backrest Leg length Handlebar	Front holes under seat
Small Dynamique (Blue)		Lightweight users High support Shoulder straps	Remove pin before loading → Reinsert before skiing (left side)	None (use padding)	Screw into front or back holes
Bi-unique (Child & Adult)		Medium support Stored outside shed	Pump under seat Clockwise = raise Anticlockwise = release	With or without shoulder straps	Slides into rear pipe

***Mono Ski***

<b><i>Model</i></b>	<b><i>Summary</i></b>	<b><i>Seat Width</i></b>	<b><i>Sole Length</i></b>	<b><i>Support Level</i></b>	<b><i>Lift Loading</i></b>	<b><i>Adjustability</i></b>
Nissin 	High performance sit ski	34cm	300mm	Medium and low back support	No lift loading mechanism	Highly customizable
Monique 	Great for beginner skiers on green terrain. Not ideal for blue terrain and above	30cm & 35.5cm	325mm	Medium and high back support	Lever (right side) → LIFT to raise & lock → switch to SKI before loading	Fully adjustable footrest and seat angle. Seat can be changed.
PRASCH-BERGER (Small seat, light spring) 	Compact sit ski, intermediate, small/light skiers	34cm	323mm	Low back support	Lever on right side	Footrest adjustable
PRASCH-BERGER (Big seat, heavy spring) 	Compact sit ski, intermediate, bigger/heavier skiers	42cm	323mm	High back support	Lever on right side	Footrest adjustable

## Mono Ski

<b>Model</b>	<b>Summary</b>	<b>Seat Width</b>	<b>Sole Length</b>	<b>Support Level</b>	<b>Lift Loading</b>	<b>Adjustability</b>
REVOLUTION PRO COMP (Rev) 	Adult sit ski, good for beginners	35cm	323mm	Highest back support and Low back support	Lever between legs, locks skier but not high enough for load	Footrest adjustable, wider seat
PIQUE 	Great for intermediate and above	30cm and 35.5cm	325mm	Medium and high back support	Lever (right side) → LIFT to raise & lock → switch to SKI before loading	Fully adjustable footrest and seat angle. Seat can be changed.
REVOLUTION PRO COMP JR (Kids Rev) 	Smallest sit ski, good for beginners	32cm	323mm	Medium back support	No lift loading mechanism	Footrest easy to adjust

<b>Ski Model</b>	<b>Length (cm)</b>	<b>Binding</b>	<b>Suitable for</b>
Head Peak 88	175	300-323	All skis (fixed binding)
Voelkl Kendo 90 (black)	170	310-323	Not suitable for Nissin; fits all other skis
Voelkl Kendo 90 (grey)	177	310-323	Not suitable for Nissin; fits all other skis
Head Peak 88	175	310-323	Not suitable for Nissin; fits all other skis
Voelkl Deacon	173	310-323	Not suitable for Nissin; fits all other skis
Voelkl Deacon	173	300-323	Fits all skis
Head Graphene	163	300-323	Fits all skis