

AIR SERVICE REPORT

CVG Airport Authority

AUGUST 15, 2022


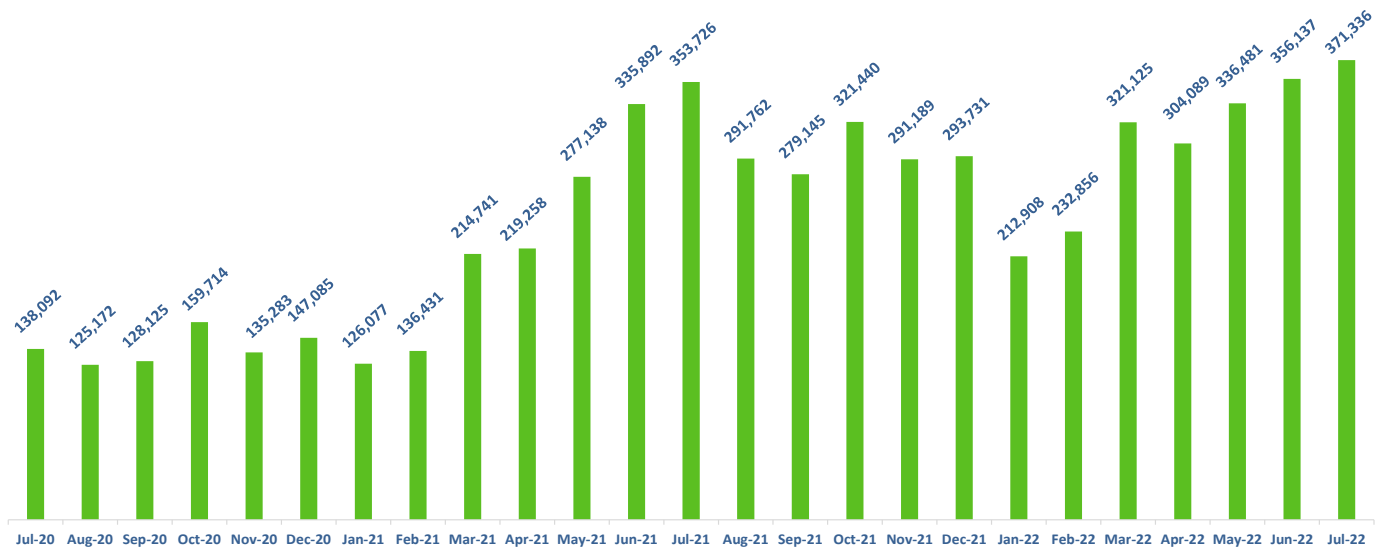


Photo by Steve Ziegelmeyer

CVG

Cincinnati/Northern Kentucky International Airport Air Service Report July 2022

Passenger Enplanements



Comments:

- Total enplanements in July 2022 were 371,366, a decrease of 16 percent compared to enplanements of 442,307 in July 2019.
- Year to date, total enplanements are 2,134,932, a decrease of 19.7 percent compared to 2019.

Passenger Carrier Enplanements

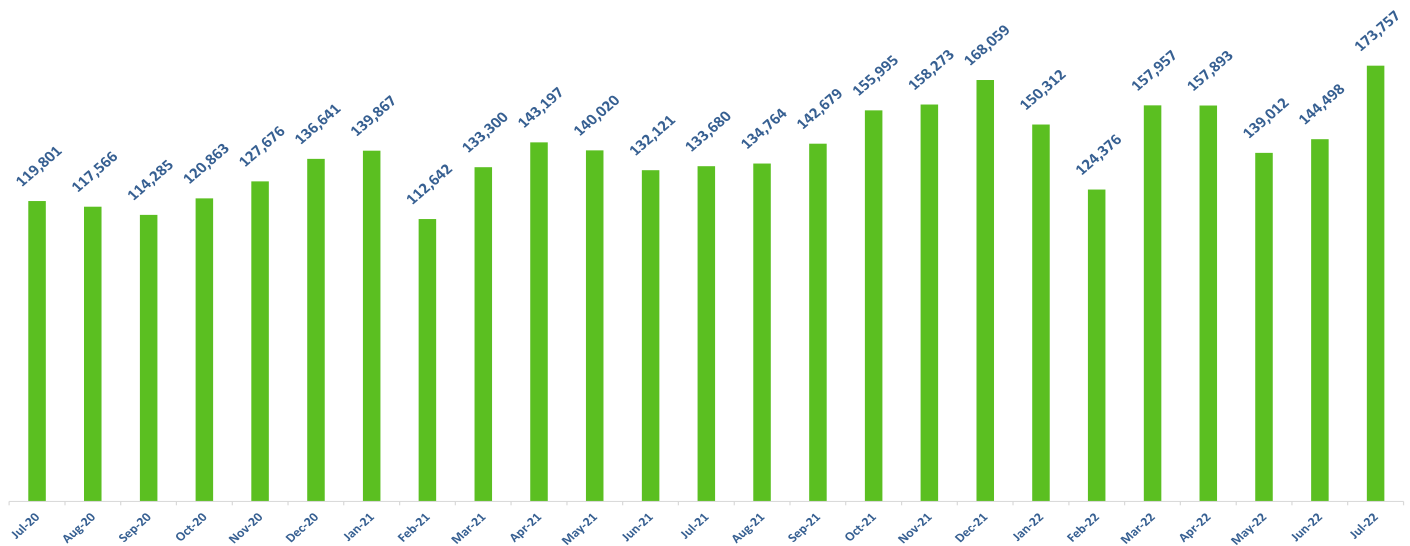
July 2022	Enplaned Passengers			
	Monthly	% '22 vs '19	YTD	% '22 vs '19
Air Canada	1,751	-45.9%	4,644	-76.1%
American	59,870	5.7%	403,935	11.2%
Delta	117,132	-37.5%	751,397	-37.6%
United	36,678	-22.5%	206,363	-27.8%
Alaska	4,521	100.0%	27,350	100.0%
Allegiant	68,508	8.0%	326,663	-2.8%
Frontier	48,316	-9.4%	257,424	-0.3%
Southwest	26,885	-5.0%	137,862	-21.7%
Other Scheduled Flights	7,675	448.2%	13,784	111.2%
Non-Scheduled Flights	0	-100.0%	5,510	-30.9%
Total	371,336	-16.0%	2,134,932	-19.7%

Comments:

- Scheduled daily departures ranged in number from a low of 105 on Saturdays to a high of 128 on Fridays. On average, CVG had 118 scheduled daily departures in July.
- Nonstop Cities – In July, airlines offered nonstop scheduled service to 44 domestic destinations and 4 international destinations.

Cincinnati/Northern Kentucky International Airport Air Service Report July 2022

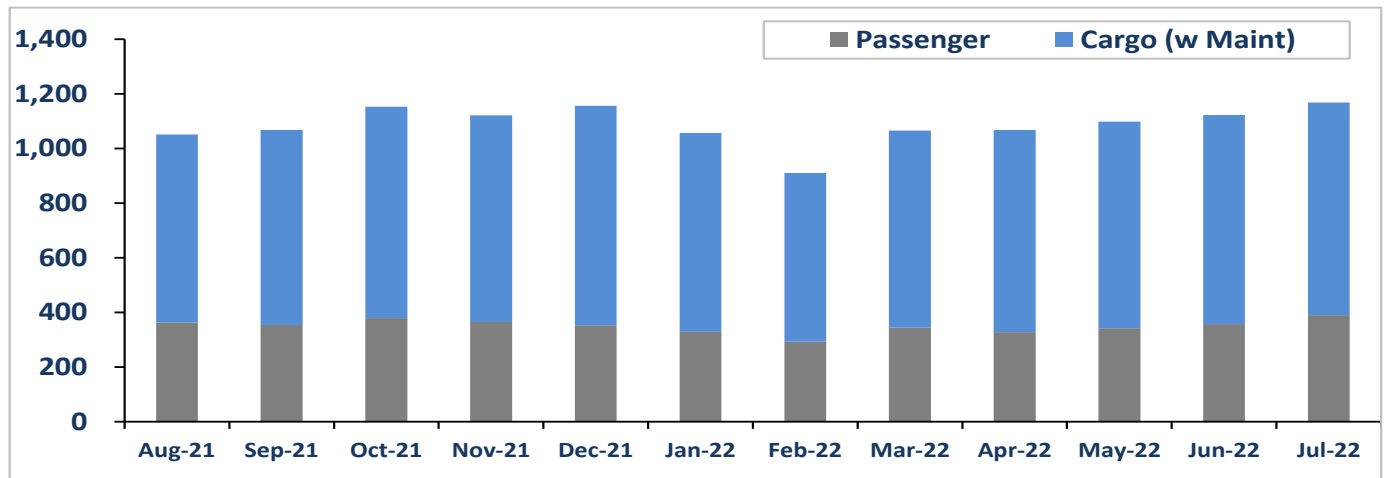
Cargo Volume



Comments:

- Total cargo in the month of July 2022 was 173,757 tons compared to July 2021 tonnage of 133,680, a increase of 30 percent year over year.
- Year to date, cargo tonnage is 1,047,805, an increase of 12.1 percent compared to 2021.

Landed Weight



Comments:

- Landed weight from passenger operations in the month of July 2022 decreased 17 percent to 389.8 million pounds compared to 469.8 million pounds in July 2019.
- Landed weight from cargo operations in the month of July 2022 increased 34.5 percent to 778.7 million pounds compared to 579.0 million pounds in July 2019.
- Total landed weight in July increased 11.4 percent compared to July 2019. Year to date, total landed weight is up 4.8 percent compared to 2019.