

AIR SERVICE REPORT

CVG Airport Authority

JUNE 20, 2022


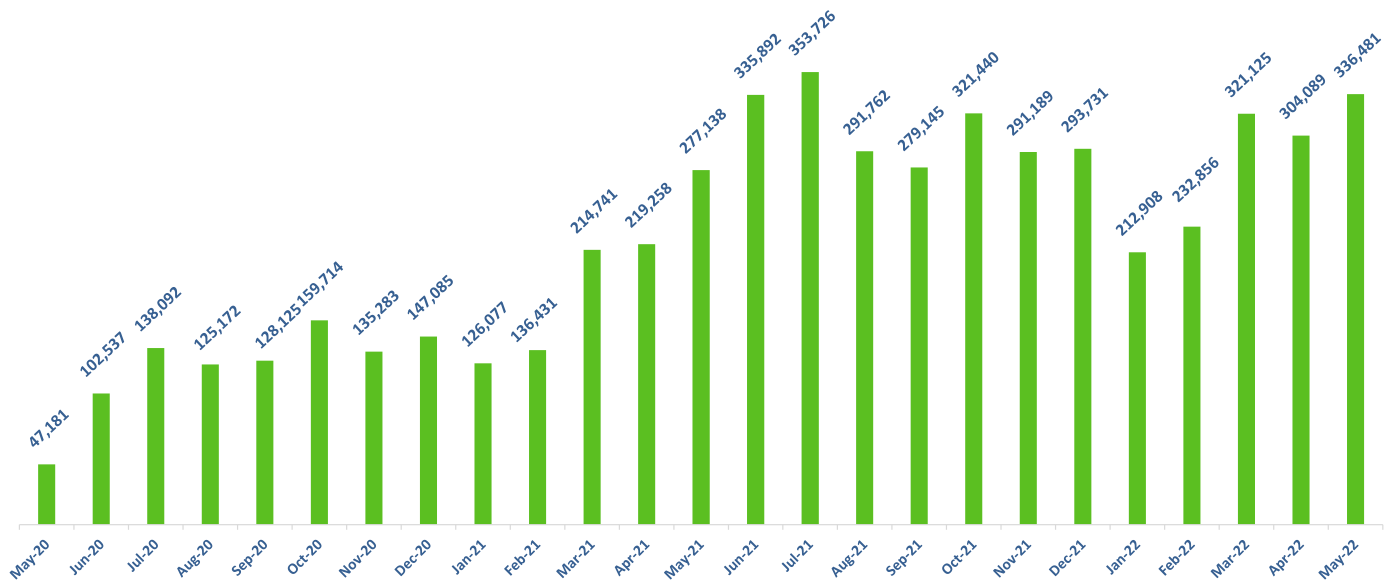


Photo by Steve Ziegelmeyer

CVG

Cincinnati/Northern Kentucky International Airport Air Service Report May 2022

Passenger Enplanements



Comments:

- Total enplanements in May 2022 were 336,481, a decrease of 20.7 percent compared to enplanements of 424,187 in May 2019.
- Year to date, total enplanements are 1,407,459, a decrease of 20.4 percent compared to 2019.

Passenger Carrier Enplanements

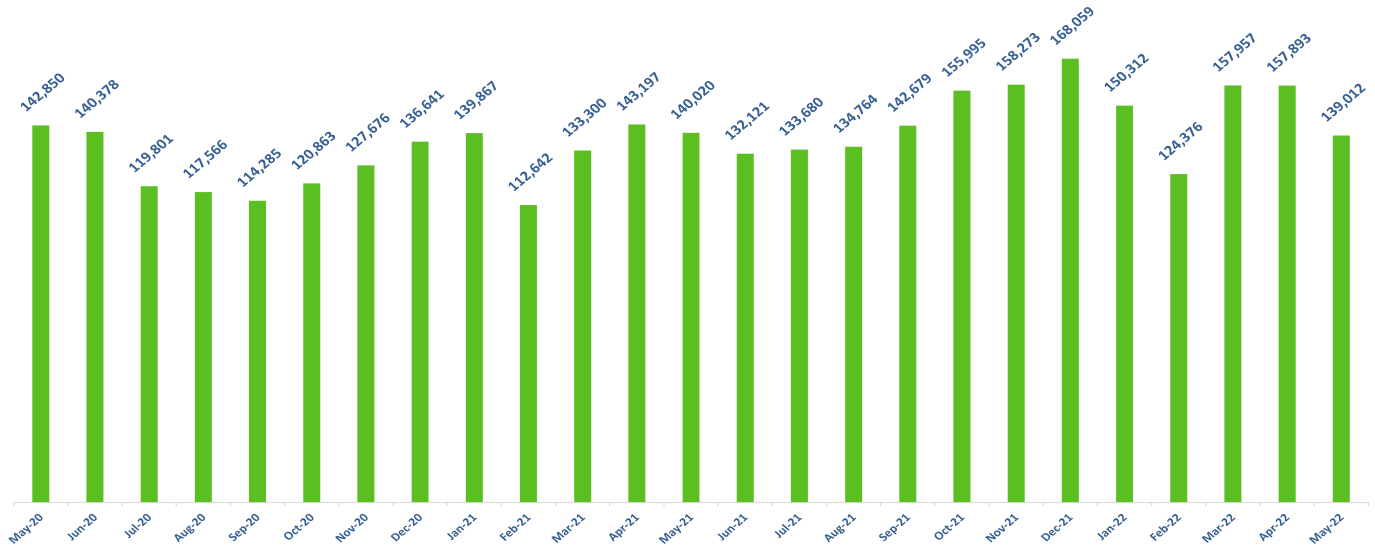
May 2022	Enplaned Passengers			
	Monthly	% '22 vs '19	YTD	% '22 vs '19
Air Canada	1,017	-67.0%	1,017	-92.0%
American	69,183	17.7%	280,987	12.9%
Delta	118,406	-37.7%	515,508	-37.4%
United	39,491	-15.7%	137,925	-27.8%
Alaska	4,661	100.0%	17,963	100.0%
Allegiant	47,017	-7.5%	196,638	-6.6%
Frontier	38,803	-14.4%	161,092	4.6%
Southwest	15,760	-42.9%	87,917	-26.4%
Other Scheduled Flights	1,090	95.3%	4,111	62.5%
Non-Scheduled Flights	1,053	-9.6%	4,301	-19.1%
Total	336,481	-20.7%	1,407,459	-20.4%

Comments:

- Scheduled daily departures ranged in number from a low of 93 on Saturdays to a high of 120 on Fridays. On average, CVG had 107 scheduled daily departures in May.
- Nonstop Cities – In May, airlines offered nonstop scheduled service to 42 domestic destinations and 3 international destinations.

Cincinnati/Northern Kentucky International Airport Air Service Report May 2022

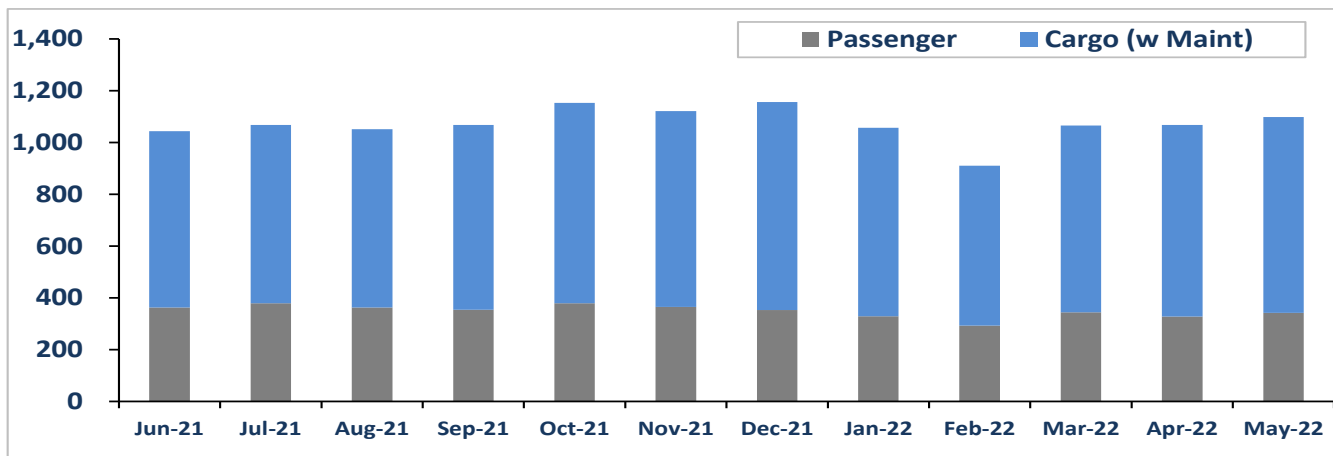
Cargo Volume



Comments:

- Total cargo in the month of May 2022 was 139,012 tons compared to May 2021 tonnage of 140,020, a decrease of 0.7 percent.
- Year to date, cargo tonnage is 729,550, an increase of 9.0 percent.

Landed Weight



Comments:

- Landed weight from passenger operations in the month of May 2022 decreased 25.9 percent to 342.7 million pounds compared to 462.7 million pounds in May 2019.
- Landed weight from cargo operations in the month of May 2022 increased 22.8 percent to 755.8 million pounds compared to 615.6 million pounds in May 2019.
- Total landed weight in May increased 1.9 percent compared to May 2019. Year to date, total landed weight is up 2.5 percent compared to 2019.