

AIR SERVICE REPORT

Kenton County Airport Board

FEBRUARY 21, 2022


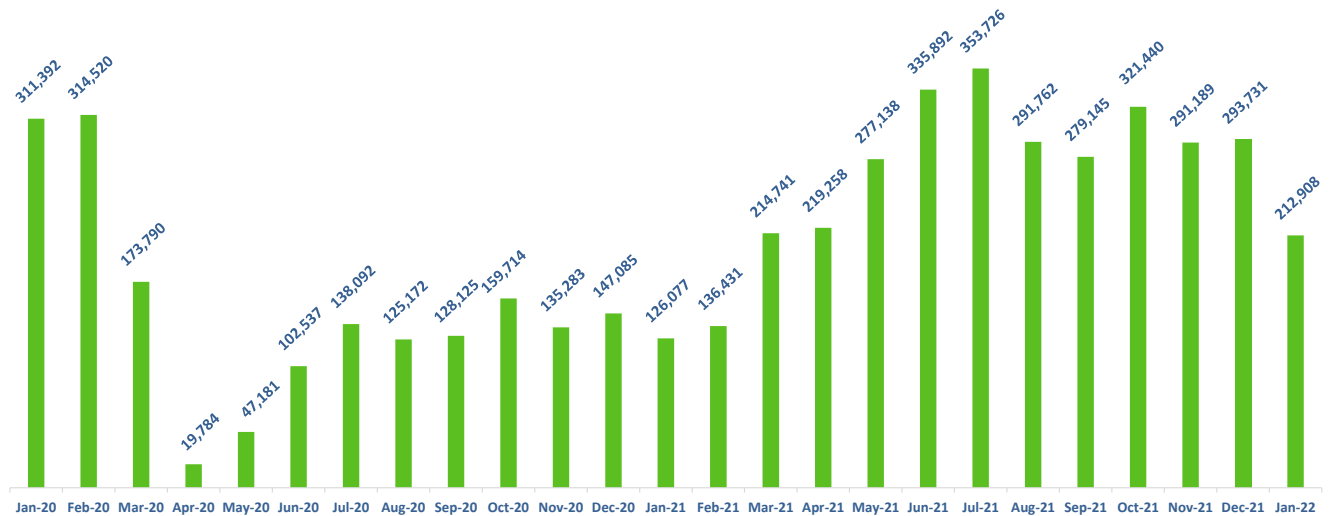


Photo by Steve Ziegelmeyer

CVG

Cincinnati/Northern Kentucky International Airport Air Service Report January 2021

Passenger Enplanements



Comments:

- Total enplanements in January 2021 were 212,908, a decrease of 27.0 percent compared to the enplanements of 291,846 in January 2019.

Passenger Carrier Enplanements

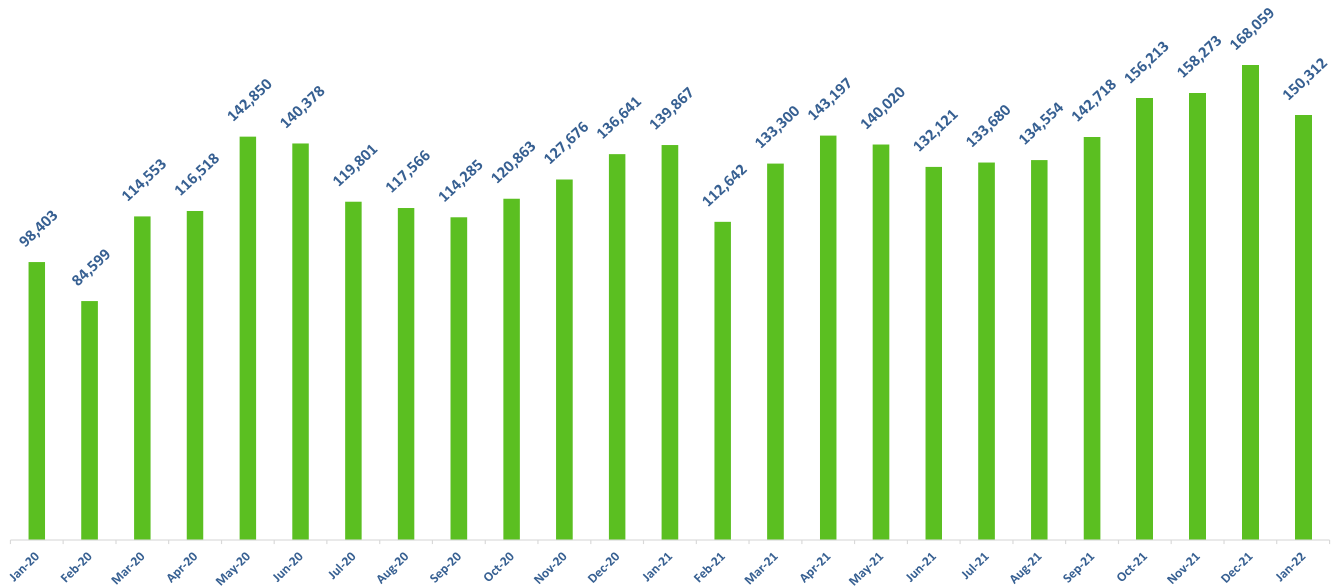
January 2022	Enplaned Passengers			
	Monthly	% '22 vs '19	YTD	% '22 vs '19
Air Canada	-	-100.0%	-	-100.0%
American	40,247	-8.5%	40,247	-8.5%
Delta	83,037	-38.9%	83,037	-38.9%
United	20,070	-35.2%	20,070	-35.2%
Alaska	1,078	100.0%	1,078	100.0%
Allegiant	24,812	-19.9%	24,812	-19.9%
Frontier	26,590	-3.3%	26,590	-3.3%
Southwest	15,847	-16.7%	15,847	-16.7%
Other Scheduled Flights	843	293.9%	843	293.9%
Non-Scheduled Flights	384	-59.1%	384	-59.1%
Total	212,908	-27.0%	212,908	-27.0%

Comments:

- Scheduled daily departures ranged in number from a low of 84 on Saturdays to a high of 116 on Fridays. On average, CVG had 103 scheduled daily departures in January.
- Nonstop Cities – In January, airlines offered nonstop scheduled service to 42 domestic destinations and one international destination.

Cincinnati/Northern Kentucky International Airport Air Service Report January 2021

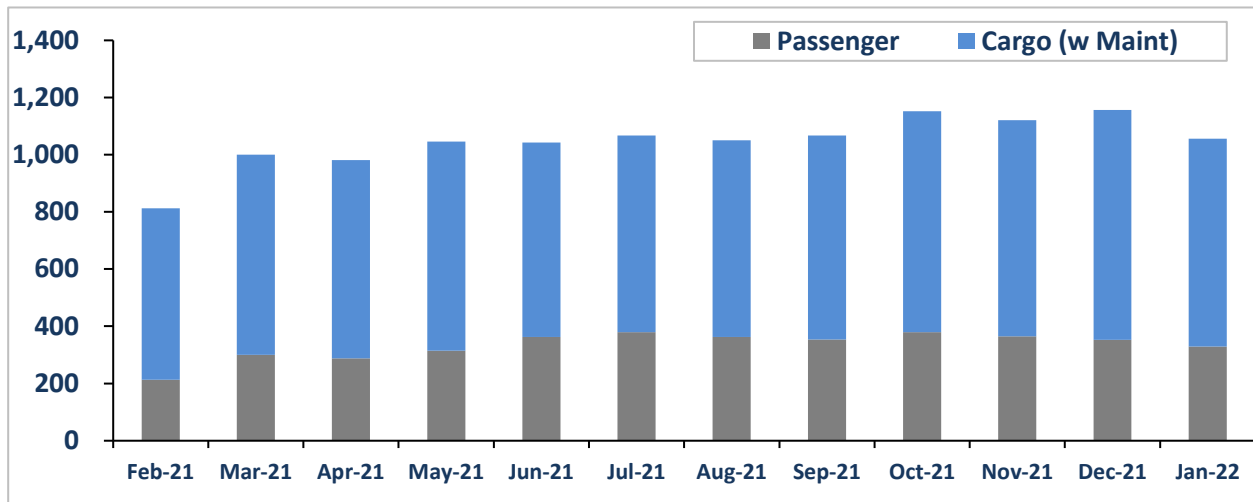
Cargo Volume



Comments:

- Total cargo tonnage in the month of January was 150,312 tons compared to January 2021 tonnage of 139,867 an increase of 7.5 percent.

Landed Weight



Comments:

- Landed weight from passenger operations in the month of January 2022 decreased 13.7 percent to 329.1 million pounds compared to 381.2 million pounds in January 2019.
- Landed weight from cargo operations in the month of January 2022 increased 14.2 percent to 727.6 million pounds compared to 637.3 million pounds in January 2019.
- Total landed weight in January 2022 increased 3.7 percent compared to January 2019.