

AIR SERVICE REPORT

Kenton County Airport Board

APRIL 18, 2022


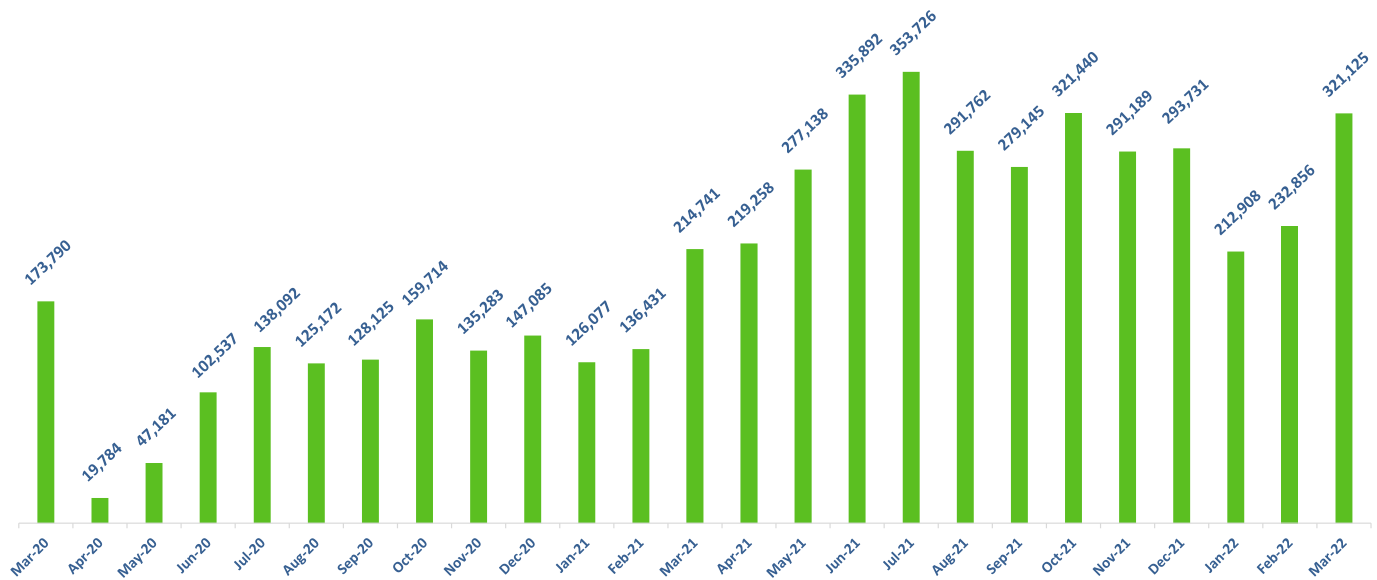


Photo by Steve Ziegelmeyer

CVG

Cincinnati/Northern Kentucky International Airport
Air Service Report
March 2022

Passenger Enplanements



Comments:

- Total enplanements in March 2022 were 321,125, a decrease of 19.1 percent compared to the enplanements in March 2019 of 396,737.
- Year to date, total enplanements are 766,889, a decrease of 21.6 percent compared to 2019.

Passenger Carrier Enplanements

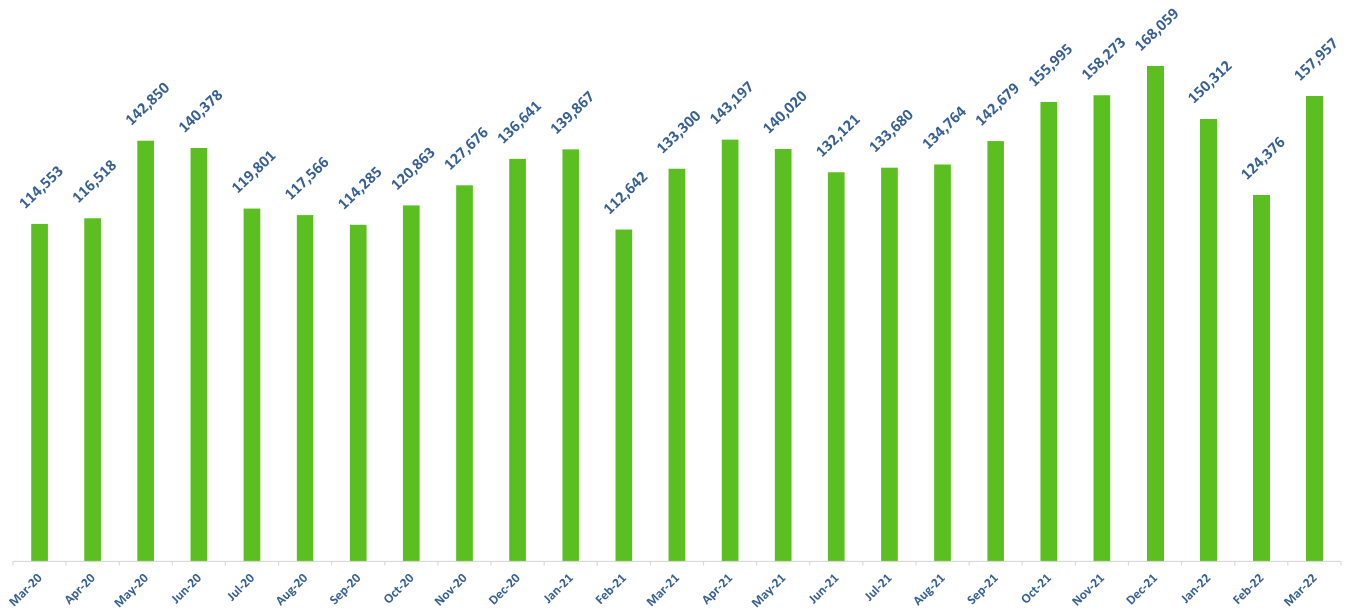
March 2022	Enplaned Passengers			
	Monthly	% '22 vs '19	YTD	% '22 vs '19
Air Canada	-	-100.0%	-	-100.0%
American	64,160	24.4%	149,400	7.4%
Delta	111,917	-40.8%	285,224	-37.8%
United	26,795	-34.8%	67,818	-34.7%
Alaska	4,996	100.0%	8,146	100.0%
Allegiant	51,143	1.9%	104,889	-8.3%
Frontier	36,075	20.9%	89,031	7.2%
Southwest	24,390	-18.5%	57,874	-14.3%
Other Scheduled Flights	923	16.2%	2,318	65.6%
Non-Scheduled Flights	726	-49.5%	2,189	-23.8%
Total	321,125	-19.1%	766,889	-21.6%

Comments:

- Scheduled daily departures ranged in number from a low of 90 on Tuesdays to a high of 117 on Fridays. On average, CVG had 106 scheduled daily departures in March.
- Nonstop Cities – In March, airlines offered nonstop scheduled service to 42 domestic destinations and one international destination.

Cincinnati/Northern Kentucky International Airport Air Service Report March 2022

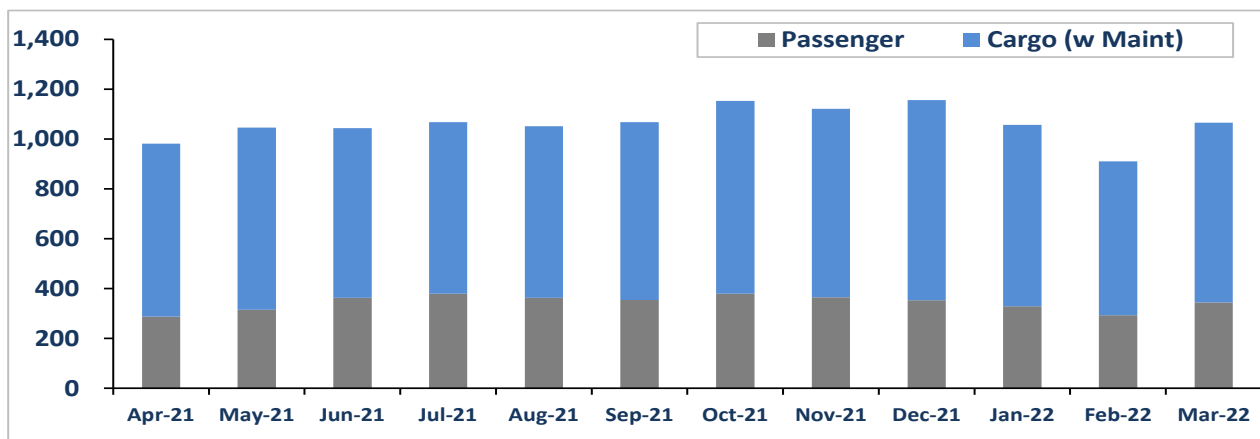
Cargo Volume



Comments:

- Total cargo in the month of March 2022 was 157,957 tons compared to March 2021 tonnage of 133,300, an increase of 18.5 percent.
- Year to date, cargo tonnage is 432,645, an increase of 12.1 percent.

Landed Weight



Comments:

- Landed weight from passenger operations in the month of March 2022 decreased 21.3 percent to 344.5 million pounds compared to 437.5 million pounds in March 2019.
- Landed weight from cargo operations in the month of March 2022 increased 18.0 percent to 721.4 million pounds compared to 611.2 million pounds in March 2019.
- Total landed weight in March increased 1.6 percent compared to March 2019. Year to date, total landed weight is up 2.8 percent compared to 2019.