



Size
20oz



Color
1–4 Pantone Colors



Sustainability
Recycle, PET (PFAS Free),
FDA-compliant, nSoy-based ink

Print perfect checklist

- ☐ Add your custom artwork to **your design here layer**.
- ☐ We recommend using **0.9mm** font size or larger.
- ☐ Thickness of lines, strokes and gaps should be **no less than 0.2mm**.
- ☐ All CMYK Colors will be converted to Pantone Colors. Please note that we can only print up to **4 Pantone colors** only.
- ☐ Neon Pantones and Gold Foiling is **not allowed**.
- ☐ Please be advised that edge-to-edge designs and seamless printing is not available. Please refer to the print area.
- ☐ For best results, your logo or design should be in **vector format**.
- ☐ In order to ensure your custom cold cup prints correctly, we require that **all fonts be converted to outlines**.
- ☐ For optimal scanning, ensure **QR codes have high contrast** and measure **20x20mm or above**. Do not scale the QR code below a **minimum of 16x16mm**.

1

Download dieline
Ensure you have downloaded the correct sized dieline. Dielines can be found on the **noissue website**.

2

Complete your design
Use the Print Perfect Checklist as a guide to get the best print results. Export as **CMYK PDF**. No crop marks needed.

3

Upload artwork and order
Complete your order, upload your artwork and checkout. To guarantee print satisfaction, we'll review your file and send you a final proof to approve before going to print.

Connect your packaging

NEW



Tapkit by noissue

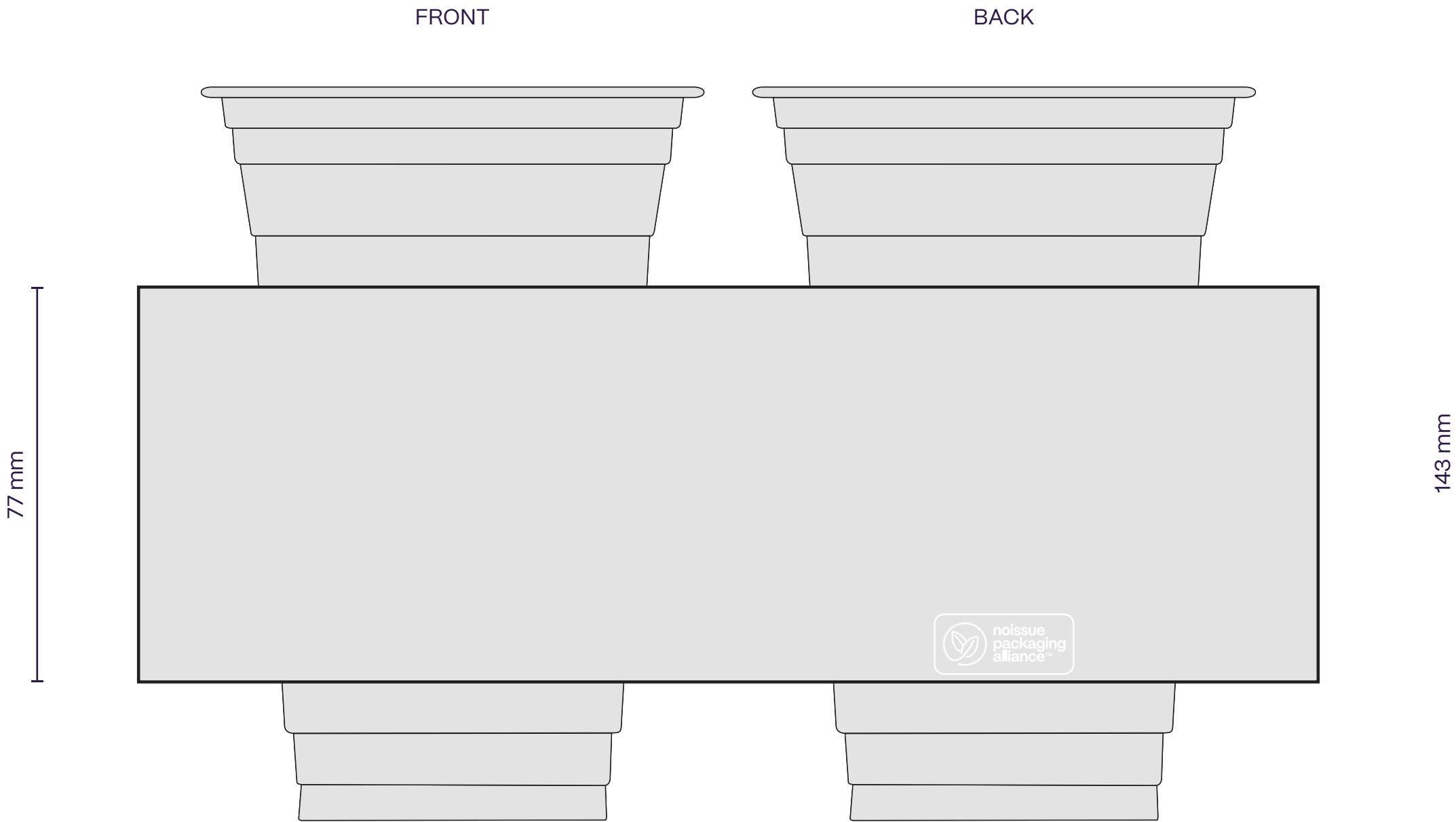
Add a Dynamic QR code to your packaging

Connect to anything and everyone with dynamic QR & microsites

Create QR Code (free) →

noissue.

Custom Cold Cups



SIZE

20oz

PRINT COLOR

☐ Pantone Color

☐ Pantone Color

☐ Pantone Color

☐ Pantone Color

PRINT AREA

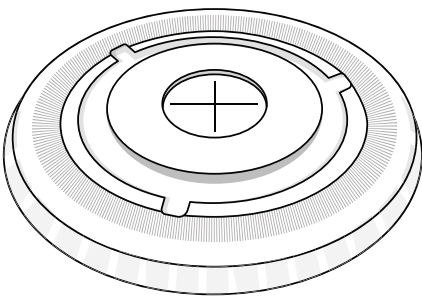
LID OPTION

☐ Flat Lid

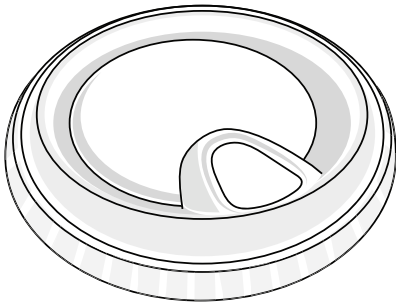
☐ Sip Lid

☒ None

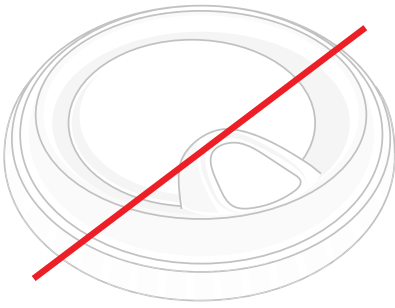
LID
REFERENCE



FLAT LID



SIP LID



NONE