



Size
50mm x 10m (2" x 33ft)




Color
CMYK



Sustainability
Compostable, Recyclable,
Soy-based Inks

Print perfect checklist

- ☐ Add your design to the template available on the next page.



38cm

- Bleed Area**
Make sure to extend your background to fill the bleed area to avoid a white border. We require **10mm** of bleed all around.
- Trim Line**
This is a guide where the design will be trimmed. Tape is printed using plates that are in 38cm in length. Design within the 38cm wil be repeated.
- Safe Area**
Keep important text or graphic elements within the safe area which is **2mm** from the trim line. This is to prevent it from being cut off, or from being too close to the edge, which does not look nice.

- ☐ If you want your design to have a **continuous pattern**, the end and start design should connect seamlessly.
- ☐ We recommend using **5pt font size** (0.8mm height) or larger.
- ☐ Thickness of lines, strokes and gaps should be no less than **0.2mm**.
- ☐ All colors should be converted to **CMYK**.
- ☐ For best results, your design should be in **vector** format, but if an image will be used, it should be no less than **300 DPI**.
- ☐ In order to ensure your custom tape prints correctly, we require that **all fonts be converted to outlines**.
- ☐ For optimal scanning, ensure **QR codes have high contrast** and measure **20x20mm or above**. Do not scale the QR code below a **minimum of 16x16mm**.

1

Download dieline
Ensure you have downloaded the correct sized dieline. Dielines can be found on the **noissue website**.

2


Complete your design
Use the Print Perfect Checklist as a guide to get the best print results. Export as **CMYK PDF**. No crop marks needed.

3

Upload artwork and order, or share with your Account Manager
Complete your order, upload your artwork and checkout. To guarantee print satisfaction, we'll review your file and send you a final proof to approve before going to print.

Connect your packaging

NEW



Tapkit by noissue
Add a Dynamic QR code to your packaging

Connect to anything and everyone with dynamic QR & microsites

Create QR Code (free) →

noissue.

Custom Washi Tape

Size: 50mm x 10m (2" x 33ft)

Bleed Line




Trim Line

Anything outside the trim line will be cut off



Safe Area



← Note: Washi Tape is printed using plates that are in 38cm in length. Design within the 38cm will be repeated. →