



**Size**  
76 x 76 mm (3 x 3")  
Rounded Square



**Paper Color**  
Kraft or White



**Color**  
CMYK



**Sustainability**  
Compostable, Recyclable, FSC-Certified,  
50% Recycled White Coated Paper,  
75% Recycled Kraft Uncoated Paper

## Print perfect checklist

- ☐ Add your design to the template available on the next page.



**Bleed Area**  
Make sure to extend your background to fill the bleed area to avoid a white border. We require 10mm of bleed all around.

**Trim Line**  
This is a guide where the design will be trimmed.

**Safe Area**  
Keep important text or graphic elements within the safe area which is 3mm from the trim line. This is to prevent it from being cut off, or from being too close to the edge, which does not look nice.

- ☐ Double-sided printing is an option – you can create a different design on each side at no additional cost.
- ☐ We recommend using **4pt font size** (0.8mm height) or larger.
- ☐ Thickness of lines, strokes and gaps should be no less than **0.2mm**.
- ☐ All colors should be converted to **CMYK**.
- ☐ For best results, your design should be in **vector** format, but if an image will be used, it should be no less than **300 DPI**.
- ☐ In order to ensure your custom hang tag prints correctly, we require that **all fonts be converted to outlines**.
- ☐ For optimal scanning, ensure **QR codes have high contrast** and measure **20x20mm or above**. Do not scale the QR code below a **minimum of 16x16mm**.

1

**Download dieline**  
Ensure you have downloaded the correct sized dieline. Dielines can be found on the **noissue website**.

2


**Complete your design**  
Use the Print Perfect Checklist as a guide to get the best print results. Export as **CMYK PDF**. No crop marks needed.

3

**Upload artwork and order, or share with your Account Manager**  
Complete your order, upload your artwork and checkout. To guarantee print satisfaction, we'll review your file and send you a final proof to approve before going to print.

## Connect your packaging

NEW



Tapkit by noissue  
**Add a Dynamic QR code to your packaging**


Connect to anything and everyone with dynamic QR & microsites

Create QR Code (free) →


# noissue. Custom Hangtags

## Rounded Square Hang Tag

**Size:** 76 x 76 mm (3 x 3")  
**Punch Hole:** Top Middle  
**Paper Color:** [Kraft / White]



**FRONT**



**BACK**

**Bleed Line** 

**Trim Line**   
Anything outside the  
trim line will be cut off

**Safe Area** 