

**Size**

152 x 152 mm (6 x 6")

**Color**


Black, Blue, Green, Red

**Sustainability**

Reusable, Handle made from Wood or Metal

## Print perfect checklist

- Add your design to the template available on the next page.

**Working Area**

Keep the design within the working area.

- We recommend using **9pt font size** (1.5mm height) or larger.
- Thickness of lines, strokes and gaps should be no less than **0.2mm**.  
For inverted design, keep the line thickness and gaps at **0.75mm**.
- **Avoid intricate design** as it might not imprint clearly.  
We recommend using monolines and avoid complex brush strokes.
- Design should be in black and white, 100% opacity, and no gradient or tints.
- Design is strictly in **vector** format.
- In order to ensure your custom stamp prints correctly, we require that **all fonts be converted to outlines**.
- For optimal scanning, ensure **QR codes have high contrast** and measure **20x20mm or above**. Do not scale the QR code below a **minimum of 16x16mm**.

**1****Download dieline**

Ensure you have downloaded the correct sized dieline.  
Dielines can be found on the [noissue website](#).

**2****Complete your design**


Use the Print Perfect Checklist as a guide to get the best print results. Export as **CMYK PDF**. No crop marks needed.

**3****Upload artwork and order, or share with your Account Manager**

Complete your order, upload your artwork and checkout.  
To guarantee print satisfaction, we'll review your file and send you a final proof to approve before going to print.

## Connect your packaging

NEW




Tapkit by noissue

**Add a Dynamic QR code to your packaging**

Connect to anything and everyone with dynamic QR & microsites

[Create QR Code \(free\) →](#)



**Stamp size:** 152 x 152 mm (6 x 6")  
**Ink Color:** [Black, Red, Green, or Blue]  
**Rocking Motion:** Horizontal: Side to Side  
Vertical: Up and down

