




- 


Size

W 12" x L 900'
- 

Base Material

Pink CounterKraft or White
- 

Color

1 Uncoated Pantone
- 

Sustainability

Curb-side Recyclable, Recycle, FDA Compliant

Print perfect checklist

- Add your custom artwork to **your design here layer**.
- We recommend using **6pt font size** (0.8mm) or larger for the text height.
- Lines and stroke thickness should be no less than **0.2mm**.
This is how a 0.2mm thick line looks like: - - - - -
- We can print using **1 Pantone Color** for this product. If your design was set in CMYK or RGB color mode, we can help you convert it to a Pantone color.
- Colors should have **100% opacity**, no gradient or tints.
- In order to ensure your custom butcher paper prints correctly, we require that design should be converted to **vector** and all fonts converted to **outlines**.
- For optimal scanning, ensure **QR codes have high contrast** and measure **20x20mm or above**. Do not scale the QR code below a **minimum of 16x16mm**.

- 1

Download dieline

Ensure you have downloaded the correct sized dieline. Dielines can be found on the **noissue website**.
- 2

Complete your design


Use the Print Perfect Checklist as a guide to get the best print results. Export as **CMYK PDF**. No crop marks needed.
- 3

Upload artwork and order, or share with your Account Manager

Complete your order, upload your artwork, or share with your Account Manager. To guarantee print satisfaction, we'll review your file and send you a final proof to approve before going to print.

Connect your packaging

NEW



Tapkit by noissue


Add a Dynamic QR code to your packaging

Connect to anything and everyone with dynamic QR & microsites

Create QR Code (free) →

Custom Butcher Paper Roll

Size:	12" x 900'	Butcher Paper Sheet
Base Material:	White or Pink CounterKraft	Print Margin
Print Color:	Insert Pantone Color	



Note: The butcher paper is printed using press with 22" repeat print sleeves.
Design placed inside the red line will be repeated throughout the whole roll.