



Size

185 x 280 mm (7.25 x 11")

Color

Pantone Colors

Sustainability

Recycled, Recyclable,
100% recycled LDPE (low-density polyethylene, plastic #4),
HDPE (high-density polyethylene, plastic #2)

Print perfect checklist

- Add your design to the template available on the next page.
We **can't print edge-to-edge** design for both front and back side of the mailer. Except for the background color, any design elements placed outside the safe area will get cropped.
- If you have a full-page design for the back of your mailer, please consider the parts that will be covered by the **flap**.
- We recommend using **9pt font size** (1.5mm height) or larger.
- Thickness of lines, strokes and gaps should be no less than **0.25mm**.
- We can print up to 4 Pantone (Coated or Uncoated) colors.
- Colors should be solid 100% opacity, no gradient or tints.
- For best results, your logo or design should be in **vector** format.
- In order to ensure your custom poly mailer prints correctly, we require that **all fonts be converted to outlines**.
- For optimal scanning, ensure **QR codes have high contrast** and measure **20x20mm or above**. Do not scale the QR code below a **minimum of 16x16mm**.

- 1

Download dieline

Ensure you have downloaded the correct sized dieline.
Dielines can be found on the **noissue website**.

2

Complete your design

Use the Print Perfect Checklist as a guide to get the best print results. Export as **CMYK PDF**. No crop marks needed.

3

Upload artwork and order, or share with your Account Manager

Complete your order, upload your artwork and checkout.
To guarantee print satisfaction, we'll review your file and send you a final proof to approve before going to print.

Connect your packaging

NEW

Tapkit by noissue

Add a Dynamic QR code to your packaging

Connect to anything and everyone with dynamic QR & microsites

Create QR Code (free) →

noissue.

Custom Bubble Mailers

Size:

L: 280 mm
40 mm (flap)
W: 185 mm
G: n/a

Adhesive:

- ☒ Single
- ☐ Double

Finish:

- ☒ Matte
- ☐ Glossy


Print Colors:

- ☐ Insert Color Code
- ☐ Insert Color Code
- ☐ Insert Color Code
- ☐ Insert Color Code


Other Notes:

- ☒ None

LEGEND:




PRINT MARGIN
Except for the background color,
any design elements placed outside
this line will not be printed.



WHITE STRIP
This is a non-printable area.
Please keep this area blank.




CUT LINE / MAILER BODY



NOISSUE QR BADGE
Link to our sustainability
platform, this is optional

FRONT



BACK

