



Size

229 x 152 mm (9 x 6")  
Folded on Length



Color

CMYK




Sustainability

Compostable, Recyclable, 100% Recycled Uncoated Paper / FSC Mix Uncoated Paper, 305gsm (100% Recycled Uncoated Paper) / 350gsm (FSC Mix Uncoated Paper)

Print perfect checklist

- ☐ Add your design to the template available on the next page.



Bleed Area

Make sure to extend your background to fill the bleed area to avoid a white border. We require 10mm of bleed all around.

Trim Line

This is a guide where the design will be trimmed.

Safe Area

Keep important text or graphic elements within the safe area which is 3mm from the trim line. This is to prevent it from being cut off, or from being too close to the edge, which does not look nice.

- ☐ Double-sided printing is an option – you can create a different design on each side at no additional cost.
- ☐ We recommend using 8pt font size (1.5mm height) or larger.
- ☐ Thickness of lines, strokes and gaps should be no less than 0.2mm.
- ☐ All colors should be converted to CMYK.
- ☐ For best results, your design should be in vector format, but if an image will be used, it should be no less than 300 DPI.
- ☐ In order to ensure your custom card prints correctly, we require that all fonts be converted to outlines.
- ☐ For optimal scanning, ensure QR codes have high contrast and measure 20x20mm or above. Do not scale the QR code below a minimum of 16x16mm.

1

Download dieline

Ensure you have downloaded the correct sized dieline. Dielines can be found on the noissue website.

2

Complete your design

Use the Print Perfect Checklist as a guide to get the best print results. Export as CMYK PDF. No crop marks needed.


3

Upload artwork and order, or share with your Account Manager

Complete your order, upload your artwork and checkout. To guarantee print satisfaction, we'll review your file and send you a final proof to approve before going to print.

Connect your packaging

NEW



Tapkit by noissue

Add a Dynamic QR code to your packaging

Connect to anything and everyone with dynamic QR & microsites

Create QR Code (free) →

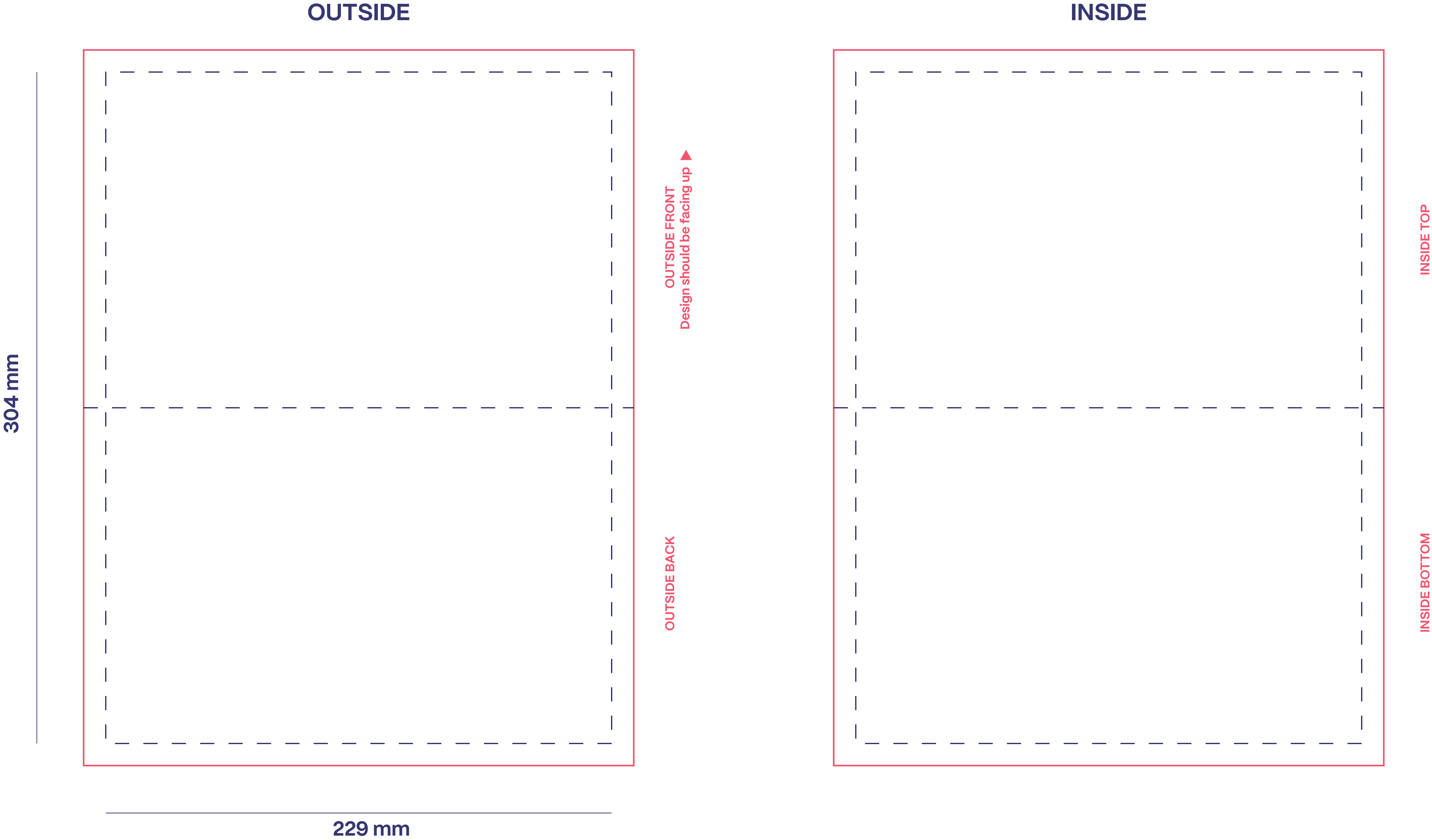
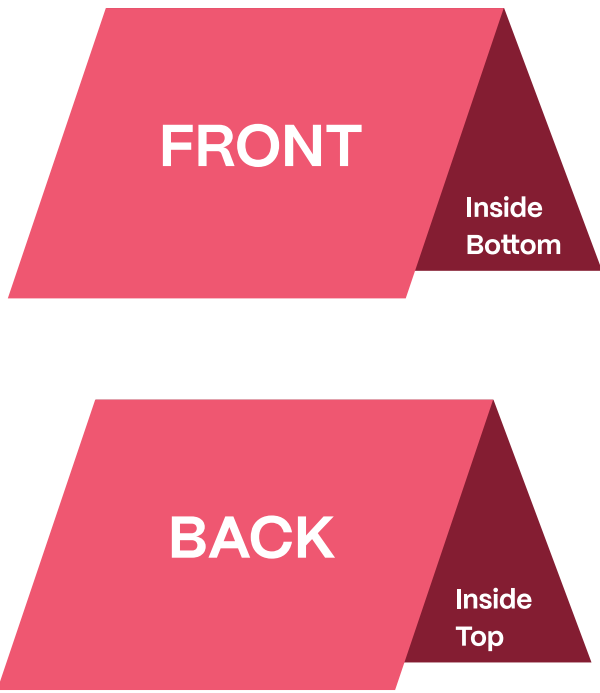
noissue.


# Custom Folded Cards

Folded Size: 229 x 152 mm (9 x 6")

Unfolded Size: 229 x 304 mm

Folded on: Length



- **Bleed Line**
- **Trim Line**  
Anything outside the trim line will be cut off
- **Safe Area**