





Size

350 x 480 mm (14 x 19")



Color

Pantone (1C and 1CF)
CMYK (2C and 4C)



Sustainability

Recycled, Recyclable, Reusable,
100% recycled LDPE (low-density polyethylene, plastic #4),
and HDPE (high-density polyethylene, plastic #2)

Print perfect checklist

- Add your design to the template available on the next page.



Design Area

Design can only be placed inside the dotted area.

There's no bleed or safe area included, but the design should be **1 cm or 10 mm away from the edges**. Full bleed printing is not available at the moment.

Note: There is a 1 cm or 10 mm white border for your poly mailers.

- We recommend using **16pt font size** (6mm height) or larger.
- Thickness of lines, strokes and gaps should be no less than **0.25mm**.
- Design with **1 color only will be converted to Pantone color** and will be printed using the Screen Printing method. Designs with **2 or more colors will automatically be printed in CMYK** mode through Digital UV Printing method.
- Metallic Colors and Neon Colors are **not allowed** for Poly Mailers.
- We **do not recommend Pastel** or light colored design elements as it might look subtle on print.
- Designs with 1 color only should have 100% opacity, no gradient or tints. Gradients and tints are allowed in CMYK printing.
- Designs with 1 color only should be in **vector format**, image with no less than **300 DPI**, is allowed for CMYK printing.
- In order to ensure your custom poly mailer prints correctly, we require that **all fonts be converted to outlines**.
- For optimal scanning, ensure **QR codes have high contrast** and measure **20x20mm or above**. Do not scale the QR code below a **minimum of 16x16mm**.

- 1

Download dieline

Ensure you have downloaded the correct sized dieline. Dielines can be found on the **noissue website**.
- 2

Complete your design


Use the Print Perfect Checklist as a guide to get the best print results. Export as **CMYK PDF**. No crop marks needed.
- 3

Upload artwork and order, or share with your Account Manager

Complete your order, upload your artwork and checkout. To guarantee print satisfaction, we'll review your file and send you a final proof to approve before going to print.

Connect your packaging

NEW



Tapkit by noissue

Add a Dynamic QR code to your packaging

Connect to anything and everyone with dynamic QR & microsites

Create QR Code (free) →

noissue.


Custom Poly Mailers

 **SIZE**
350 x 480 mm (14 x 19")

 **BAG COLOR**
White


 **PRINT COLOR**
☐ CMYK/Pantone

 Design can only be inside
the dotted area



350 mm

FRONT



350 mm

BACK