

MONIER

Rainwater Harvesting System



Part of **BMI**

BMI

Worldwide Leader In Roofing Solutions

THE BMI GROUP

BMI can call on over 165 years of experience from some of the most trusted brands in its portfolio. With headquarters in London, operations in Europe, Asia and Africa, over 120 production facilities and more than 9,500 employees worldwide, the business is well positioned to provide an unparalleled level of service to homeowners, specifiers, contractors, property owners and developers.

From traditional pitched roofs to active roof systems, energy generation to air quality of water management. BMI can supply a solution. This breadth of offer allows us to provide customers with objective recommendations about the best options for each individual project. Together with a single point of supply, expertise and technical support to ease the customer journey. BMI provides true choice, whatever the type of roof in question.

BMI Group is a Standard Industries company, which is a global enterprise offering exceptional levels of resources to support our ongoing work to research and develop new solutions for the challenges faced by our customers in the construction of the built environment today.

BMI MALAYSIA ASIA PACIFIC

In Asia Pacific, BMI Malaysia has established a strong presence in Malaysia, China, Indonesia & India, with its original hub strategically positioned in Kuala Lumpur. Besides supporting the region as the center of performance and excellence, our close proximity in the region and to our customers makes it easier to deliver the best solutions in terms of product range and quality roofing systems.

BMI MALAYSIA

BMI Malaysia is the undisputed leader with an unmatched production capacity to meet the needs of the local market. A MS ISO 9001:2008 certified company, we lead the industry, with our continuous innovation process to develop high quality products and services that enhance our customers' quality of living.

BMI MALAYSIA CARES FOR THE ENVIRONMENT

As a proud winner of countless awards for entrepreneurial excellence and market innovation, BMI Malaysia is a key player in both the local and global roofing industry. Not only is BMI Malaysia famous for its aesthetically-pleasing selection of tiles and its complete roofing systems, but also for its focus on providing customers with energy-efficient roofing solutions. Our commitment to 'going green' reflects the brand's stance on ecological awareness and all BMI Malaysia products are developed on the basis of BMI Malaysia core values of building sustainable and better living environment for the future.

BMI MALAYSIA DESIGN AND PERFORMANCE CENTRE

BMI Malaysia R&D centres in Europe and Malaysia feature the latest in technological sophistication, state-of-the-art testing facilities and are staffed with highly-qualified experts which attest to our commitment to grow with our customers and their needs. In our efforts to design the best roofing solutions, BMI Malaysia products are tested and validated to ensure that they meet technical specifications, perform under local weather conditions and comply with local as well as international standards and regulations.

Monier

Understanding Rainwater Harvesting

Water is our most precious resource. By harvesting our abundant rainfall, we are helping the environment by using this resource sustainably. With environmental issues such as global warming, changes in weather patterns, and increasing consumption of water, we must be proactive about how to reduce, reuse and retain water.



HIGH EFFICIENCY

- Collect up to 90% of water.



LOW MAINTENANCE

- Minimal clogging - most solids are easily flushed away.



SYSTEM CUSTOMISATION



HYGIENIC MATERIAL

WHERE CAN RAINWATER BE HARVESTED?



ROOFTOP



PODIUMS



SURFACE RUN-OFF

RAINWATER HARVESTING SYSTEM IS AN INNOVATIVE AND SUITABLE ALTERNATIVE APPROACH OF WATER SUPPLY FOR:



COMMERCIAL BUILDINGS



HOTELS



SHOPPING MALLS



PUBLIC BUILDINGS



LANDED PROPERTIES



HIGH RISE

BMI FILTER COLLECTOR (WHITE)

Product Description:

The BMI Filter Collector filters and collects water from the rain for rainwater harvesting. It is made out of high quality polyethylene. The Filter Collector leads clean water to the storage tank with high efficiency under normal rainfall (85% to 95%). The filter can act as the overflow outlet for the tank once filled. With 2 positions: ON (open) and OFF (close) where both positions enables the filter cartridge to be locked in place.

Features:

It is integrated within the filter cartridge. The sieve is made of stainless steel with mesh size of 0.7 mm x 1.7mm. It is suitable for roof areas up to 100 m². For direct installation to downpipes of 110 mm (4") and outlet at 82 mm (3"). Easy installation and maintenance.

Technical Description:

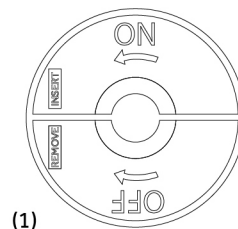
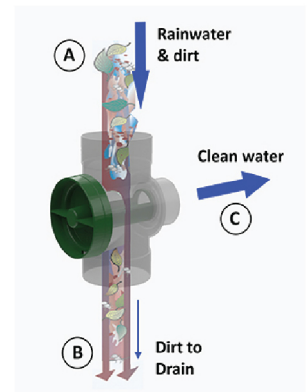

1. Inlet connection downpipes at Ø110mm (4").
2. Drain connection downpipes at Ø 110 mm (4").
3. Outlet connection at Ø 82 mm (3").
4. Guiding plates inside to improve efficiency.
5. Stainless Steel filter mesh size 0.7 mm x 1.7 mm.
Housing material: Polyethylene.
6. Three rotating positions of the filter cartridge:-
(a) ON - Collects rainwater
(b) OFF - Discharges rainwater
(c) CENTER - To remove / insert filter cartridge.
7. Filter sieve cartridge is removable but it is lockable at ON/OFF positions.

How it works:

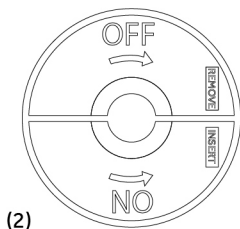
- A. Rainwater is channelled from the filter entrance to the filter cartridge.
- B. Dirt is rinsed to the sides, and to the waste pipe.
- C. Cleaned water is led through the filter cartridge outlet channel to storage.

Note:

To remove the cartridge filter, twist it to 90° (CENTER position). There is no need to dismantle the filter body. The mesh on the filter cartridge can be cleaned easily with detergent and a brush.

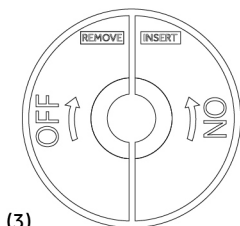


(1)



(2)

| POSITION | FUNCTION |
|------------|----------------------------|
| (1) ON | Open - collect Rainwater |
| (2) OFF | Close - drain Rainwater |
| (3) Center | Remove or insert cartridge |



(3)

BMI DOWNPIPER FILTER (STAINLESS STEEL)

Product Description:

Filters and collects rainwater from PVC or metal downpipes without restricting the flow during heavy storms.

For roof areas up to 150m². Suitable for 110mm diameter downpipes with slide-on sleeves. Housing in full stainless steel material.

- High efficiency filter
- Low maintenance
- With overflow function



How it works:

1. Rainwater is led through the downpipe onto the inner side of the filter.
2. Water passes through the filter cartridge while debris / dirt is rejected.
3. Water is filtered all around the perimeter and is accumulated and led to the outlet.
4. Clean water is channelled from the outlet to the storage tank.
5. Debris, dirt and leaves continue down the downpipe to the drains.

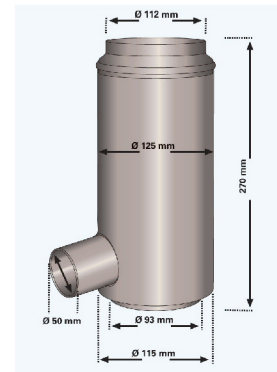


Technical Data:

Rainwater filter for installation in PVC and metal downpipes.

- Housing material : Stainless steel
- Filter corpus material : Polyethylene / Stainless steel
- Filter sieve material : Stainless steel
- Mesh size : 0.315mm
- Connection : 110mm downpipe / 50 mm outlet
- Weight : 1.3kg
- Clean water capacity : 1.1 Litres / s
- Max. flow rate : 11.6 Litres / s**

**based on peak rainfall intensity of 280mm/hr connected to roof area of 150m²



BMI DOWNPIPE FILTER (PP WHITE)

Product Description:

Filters and collects rainwater from PVC or rainwater downpipes without restricting the flow during heavy storms.


For roof areas up to 100m². Design for perfect lift for 110mm diameter (4") downpipes. Has large flow-through bore to prevent blockages. Available in white colour PP material.

- High efficiency filter (above 90%)
- Low maintenance, simple installation
- With overflow function, easily removable



How it works:

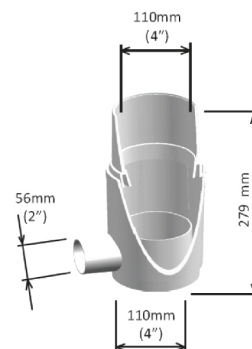
1. Rainwater is led through the downpipe onto the inner side of the filter.
2. Water passes through the filter cartridge mesh while debris / dirt is rejected.
3. All around the mesh perimeter, filtered water is accumulated and led to the outlet.
4. The clean water can then be channelled from the side outlet to the storage tank.
5. Debris, dirt and leaves continue down the pipe to the drain.



Technical Data:

Rainwater filter for installation in PVC and metal downpipes.

- Housing material : Polypropylene (UV resistant PP)
- Filter mesh material : Stainless steel
- Mesh size : #25 mesh - 0.52mm
- Connection : 110mm downpipe / 56 mm outlet
- Connectors : PVC pipe connectors (x2 provided)
- Weight : 0.55kg
- Clean water capacity : 1.0 Litres / s
- Flow through capacity : 9.0 Litres / s**



**based on peak rainfall intensity of 300mm/hr and connected roof area of 100m²

BMI COMPACT FILTER

Product Description:

The Compact Filter is to use where there is little room and no height difference between inlet and outlet.

Retro-installation of Backwashing Device PF+SF is possible. The Compact Filter is ideally suited for use in conjunction with a Overflow Siphon Duo and the Calmed Inlet.

Low maintenance, depending on the contamination. Connection capacity according to DIN 1986 for roof areas up to 150m². All connections DN 110. No height difference between inlet and outlet. Mesh size of filter cartridge 0.7 x 1.7mm.


The cleaned water can be used in washing machines, toilet flushing and garden watering, in homes, in commerce, in public buildings and industry.

How it works:

1. Rainwater is led onto the filter cartridge.
2. The filter cartridge cleans the rainwater. The cleaned rainwater is led through the calmed flow inlet into the rainwater tank.
3. Because of the smooth surface structure of the filter the dirt is quickly rinsed away into the sewer.

Advice:

Due to the horizontal position of the filter cartridge, the filter gets dirtier more rapidly as a filter cartridge with steep inclination. We therefore commend using the Backwashing Device and constant cleaning with detergent and brush in order to decrease the filter sieve. Pollen are containing much grease thus the water rolls off on the surface.



Technical Data:

Filter according to DIN 1989-2, Type C

Connection inlet : DN 110

Outlet into tank : DN 110

Outlet into sewer : DN 110

Height difference between rainwater inlet and outlet 0mm

Housing material : Polyethylen

Filter cartridge : Stainless steel 1.4301

Material poly-net : Polyethylen

Mesh size : 0.7mm x 1.7mm

Weight : 1.4kg

BMI VOLUME FILTER VF1

Product Description:

Rainwater filter for installation in rainwater tanks and also in the ground before the tank. Two step cleaning system, therefore high level of filtering efficiency, independent of flow rate.

Due to the steep inclination of the filter cartridge the dirt is continuously cleaned away into the sewer. Frost resistant.

Self cleaning. Low maintenance intervals, filter insert is easily removed for cleaning and does not have to be changed.


Optional dirt retention basket can be supplied. Connection capacity according to DIN 1986 for roof areas up to 350m². Max. Flow Rate Sieve insert 1.5 l / sec = 5.4m³ cleaned water per hour. Height difference between inlet and outlet just 300mm.

The cleaned water can be used in washing machines, toilet flushing and garden watering, in homes, in commerce, in public buildings and in industry. The filter has to be cleaned depending on the contamination 1-2 times during the year.



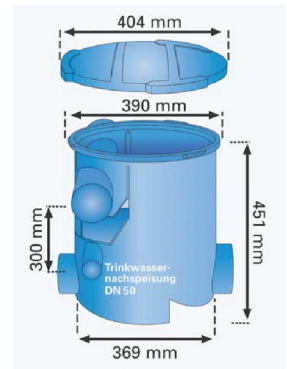
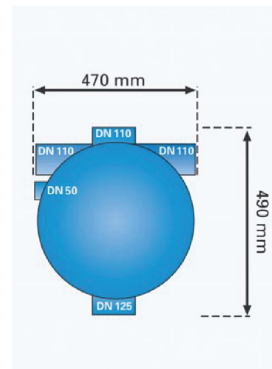
How it works:

1. As water arrives the level builds up and is equally distributed across the cascade.
2. Pre cleaning through the cascades. Largest dirt particles are led across the primary filter cascades directly to the sewer.
3. Pre filtered water then flows over the secondary filter sieve (mesh size 0.65mm). Due to the special mesh structure of the sieve, any dirt washes directly into the sewer which means the filter is self cleaning, with very low maintenance.
4. Cleaned water flows to the cistern.
5. Dirt goes to the sewer.



Technical Data:

Filter according to DIN 1989-2, Type C.
 Connection inlet : 2 x DN 110
 Outlet into tank : DN 110
 Outlet into sewer : DN 125
 Height difference between rainwater inlet and outlet 300mm.
 Housing material : Polyethylen
 Filter cartridge : Stainless steel 1.4301
 Mesh size : 0.65mm
 Material Cascade insert : Polyethylen
 Weight : 6.2kg



BMI TWIN FILTER

Product Description:

Rainwater filter for bigger roof areas. The twin filter can be installed in a pilot shaft or in frost-protected regions directly on the wall. Normally standard concrete shafts are used (Ø 1000mm). The filter can be delivered to the site pre-installed in the shaft. Two step cleaning system, therefore high level of filtering efficiency, independent of flow rate. Due to the steep inclination of the filter cartridge the dirt is continuously cleaned away into the sewer. The cleaned water is collected in a tank and directed into the storage.

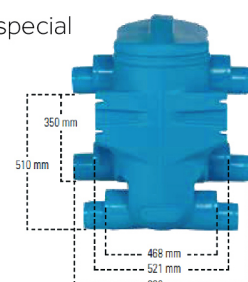

Connection capacity for roof areas: up to 1254m² at 2 x DN 150
 Because of a Bypass-Installation a bigger area can be connected.

Inlet rainwater : 2 x DN 100 / DN 150
 Inlet storage : 2 x DN 100 / DN 150
 Outlet to sewer : 2 x DN 100 / DN 150

The filter has to be cleaned depending on the contamination
 1-2 times during the year.

How it works:

1. As water arrives the level builds up and is equally distributed across the two cascades.
2. Pre-cleaning through the cascades. Coarse dirt is led across the primary filter cascades directly to the sewer.
3. Pre-filtered water then flows over the secondary filter sieve (mesh size 0.65mm). Due to the special mesh structure and the steep inclination of the sieve, any dirt washes directly into the sewer.
4. The cleaned water is being absorbed in the middle tank and directed through one or the two connections into the storage.
5. Dirt goes to the sewer through the shaft.



Technical Data:

Height difference between inlet and
 a) outlet to the storage: 350mm
 b) outlet to the sewer: 510mm

Housing and cascade material: Polyethylene
 Material filter sieve: Stainless steel 1.4301
 Mesh size: 0.65mm
 Weight: 16kg

BMI FIRST FLUSH DIVERTER (100mm / 300mm)

What is a First Flush? Is there one perfect type of First Flush device? Where do I put a First Flush on my rainwater catchment system?

First Flush or Rain Diverters, as the name implies, flush off the first water of a storm before it enters the storage tank. This is the water that could be the most contaminated by particulates, bird droppings, and other materials laying on the roof. Eliminating these contaminants before they enter into your storage and conveyance system is critical to keeping rainwater clean.

After screening your gutter, a First Flush device is the next line of defense in keeping your system and water clean. This is especially true if the water is used inside the house or where children or those with weakened immune system may come in contact with the water.



100mm

Product Description:

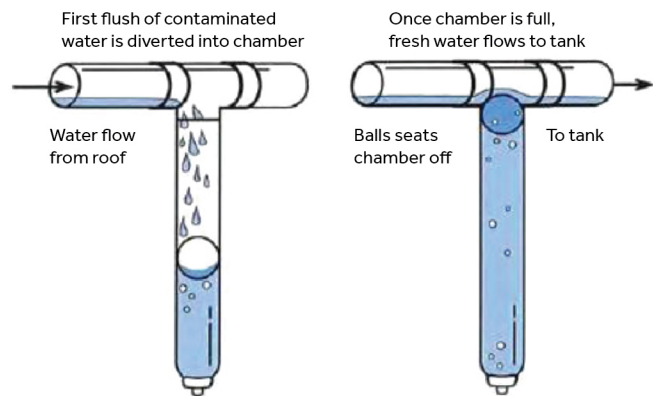
- Further improves the quality of collected rainwater
- Flushes away the first volume of rainwater that may contain roof contaminants (dust and bird droppings)
- Simple automatic system that does not rely on mechanical parts or manual intervention

Technical Data:

- Material: PVC
- Diameter: 110mm

Benefits of First Flush Diverters:

- Improve stored rainwater quality
- Remove suspended and dissolved organic and inorganic fine particles
- Drain wet system pipes to prevent anaerobic fermentation and tannin leaching
- Reduce sediment build-up
- Reduce sediment load on post-tank pumps and filtration systems
- Protect household fixtures and appliances (ie. washing machines, toilet cisterns, etc.) by lowering sediment and tannin deposits
- Reduce nutrient load in your tank to limit anaerobic fermentation and algae growth
- Diversion volume easily custom built through use of standard pipes
- Only way to keep fine and dissolved particles out of your tank
- Automatic reset valve drains after rainfall events
- Comes in kit form
- Reliable seal and shut-off valve



BMI COMPACT FLOAT VALVES

Product Description:

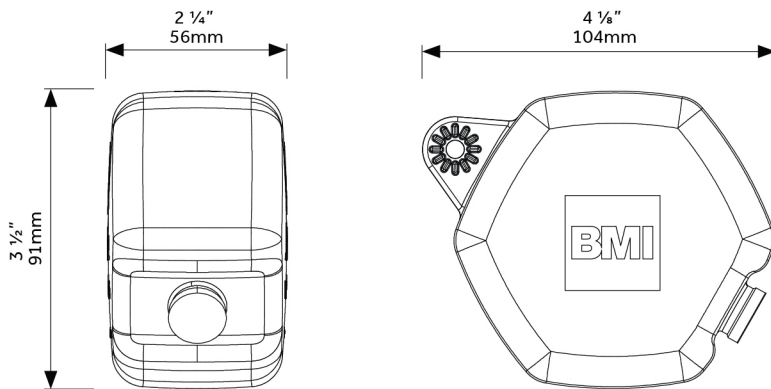
BMI Compact Float Valves are float operated valves for automatic filling of water storage vessels. The compact can be mounted above or below water level. It is a simple mechanically operated valve. BMI Compact is the optimal choice for low flow when space is limited as the narrow weighted float makes for a compact versatile design.

Features:

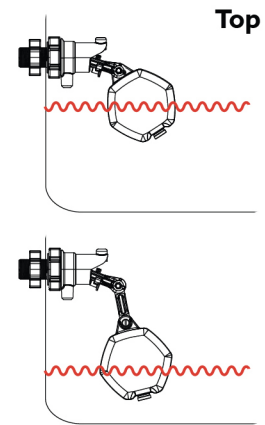
- Fits in Compact spaces
- Float no wider than valve
- Multiple Mounting Positions
- Fully Adjustable Float
- Non-corrosive Material
- Flow stops when unscrewed
- Pressure range 0-10 Bar (0-150 PSI)
- Non corrosive material construction
- Has switch to lock valve in off position
- Helps to minimise water hammer



FLOAT DIMENSION

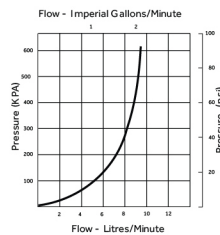


MOUNTING POSITION



PRODUCT & TECHNICAL DATA

Flow Graph



| | | |
|------|--|---------------------|
| Part | Valve Body | ABS |
| | Yellow Valve Parts Filter | Acetal |
| | Tail & Nut, Arm, Extension Arm, Internal White Mouldings | Glass Filled Nylon |
| | Seal Washer | LDPE |
| | Springs, Bolts, Nuts | 304 Stainless Steel |
| | O' Rings | Nitrile |
| | Float | HDPE |

BMI PART FILL VALVE

Product Description:

This is a high flow valve intended for use in rainwater harvesting tanks. The purpose of the float valve is to automatically maintain a low level of water in the tank during periods of no or low rainfall. This allows services fed by the tank to continue while leaving capacity in the tank for refilling by the next rain.

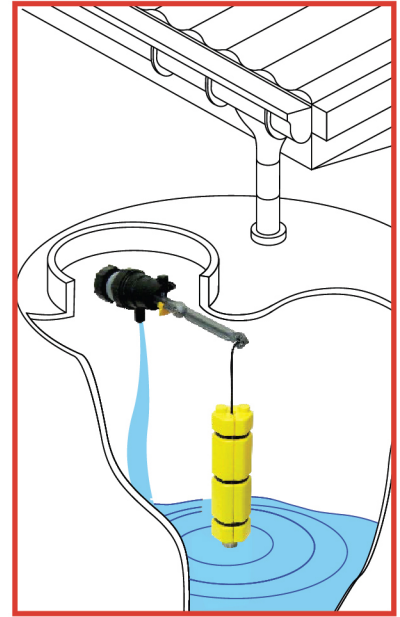
Principle of Operation:

The valve is installed through the side wall of a storage tank. It should be mounted above the overflow level of the tank to prevent backflow.

As the tank empties the weighted float travels down the cord and sits on the bottom stop to activate the valve.

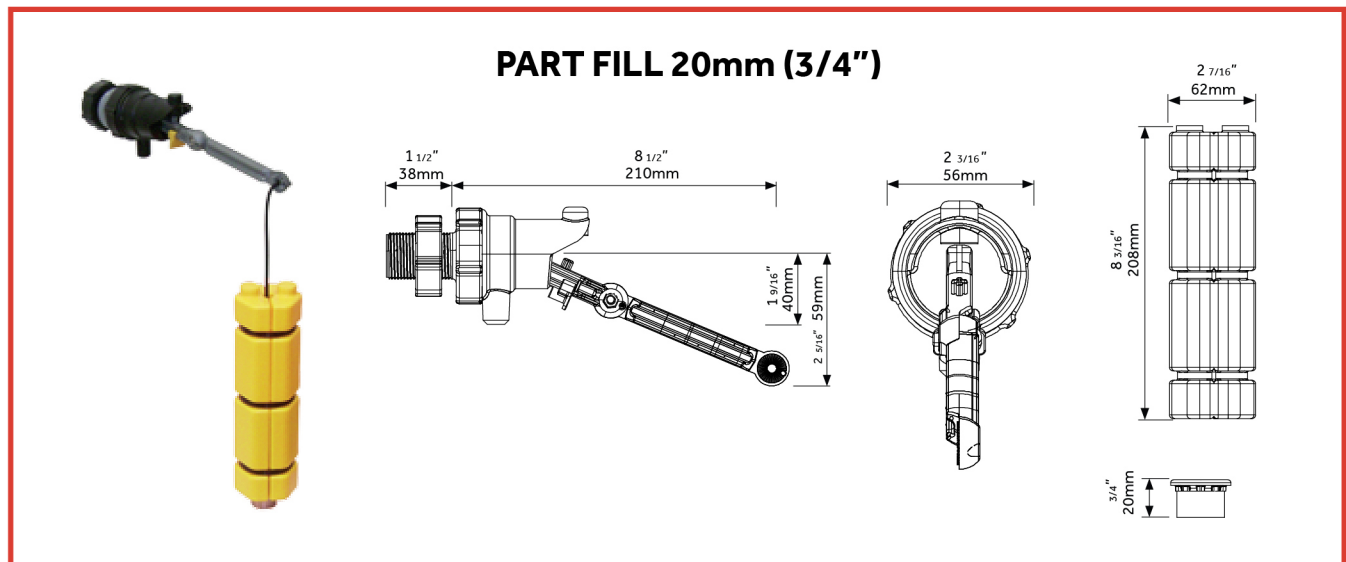
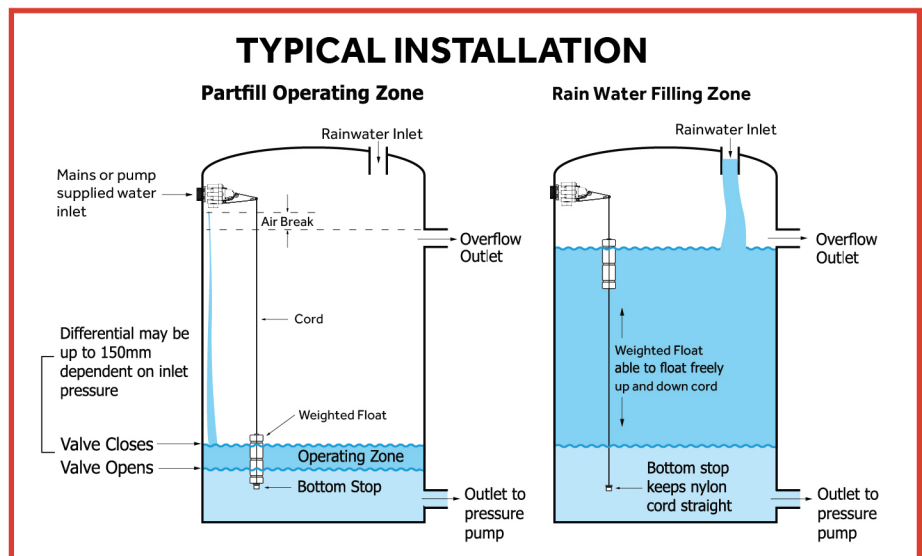
The valve will run until the weighted float lifts clear of the bottom stop. The float will then rise as rainwater fills the tank and falls as the tank water is used. The valve will only function at times when rain fall is insufficient to maintain a water level in the tank above the bottom stop.

The use of a flow restrictor before the valve will not cause the valve to malfunction.

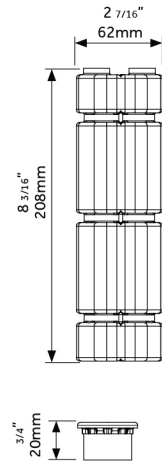
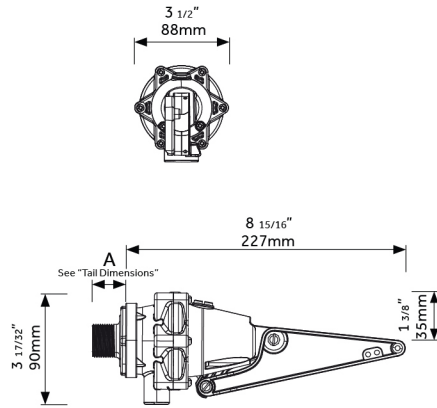


Features:

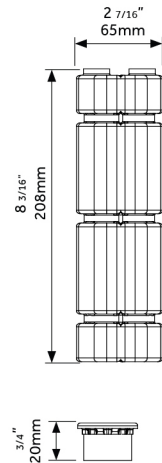
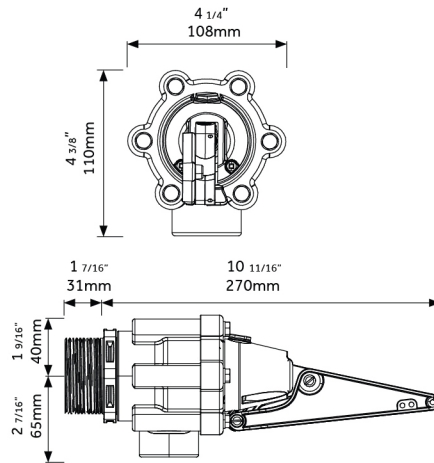
- Ideal for use with all makes & models of rainwater harvesting tank.
- Compact
- Constructed from non-corroding materials
- Valve can be locked in off position using the lock off switch
- Up to 150mm differential obtainable (dependent on pressure)
- Valve unscrews from tail for easy Valve Access.
- Detach Valve Seal Access System for quick access to valve seal (Patented).



PART FILL 25mm (1") & 32mm (1 1/4")



PART FILL 50mm (2")



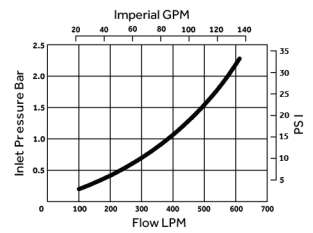
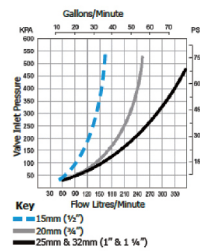
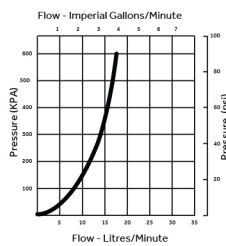
PRODUCT & TECHNICAL DATA

20mm

25mm & 32mm

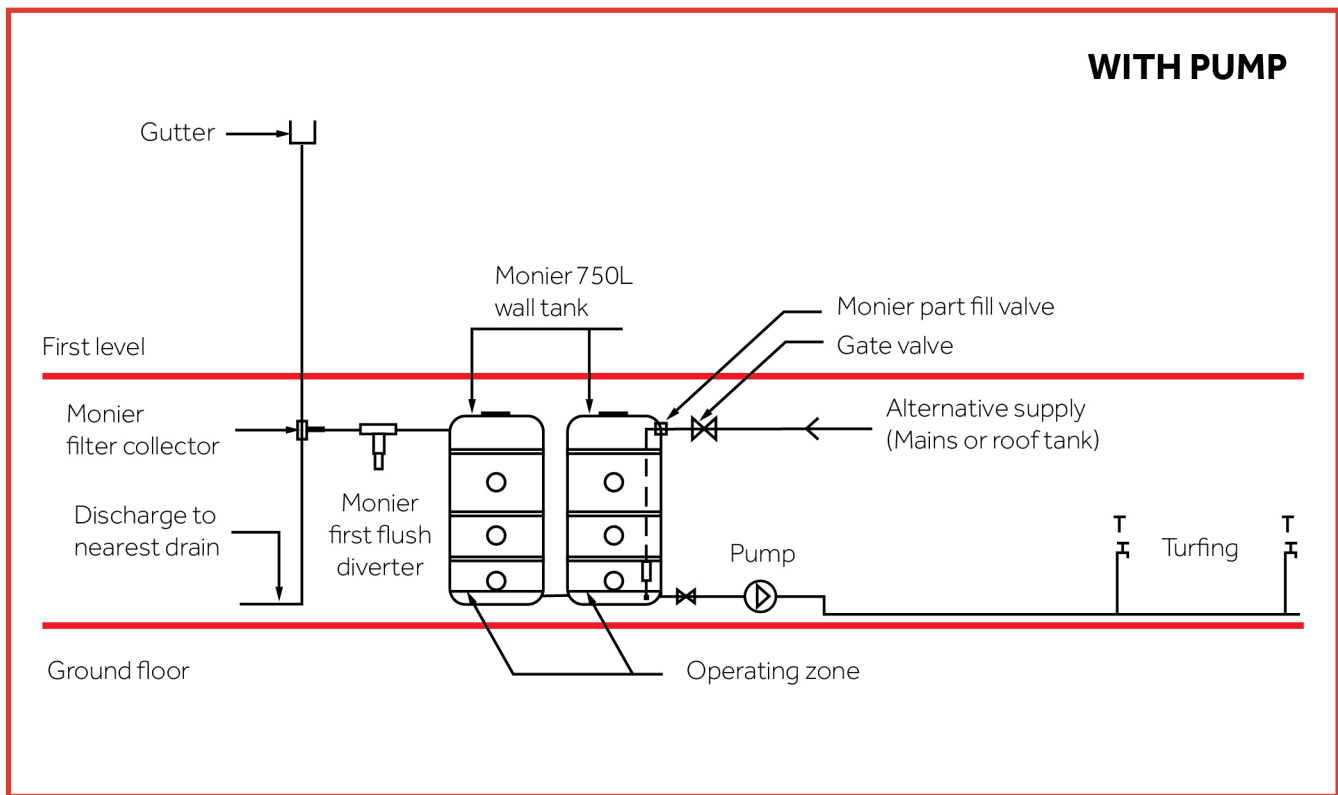
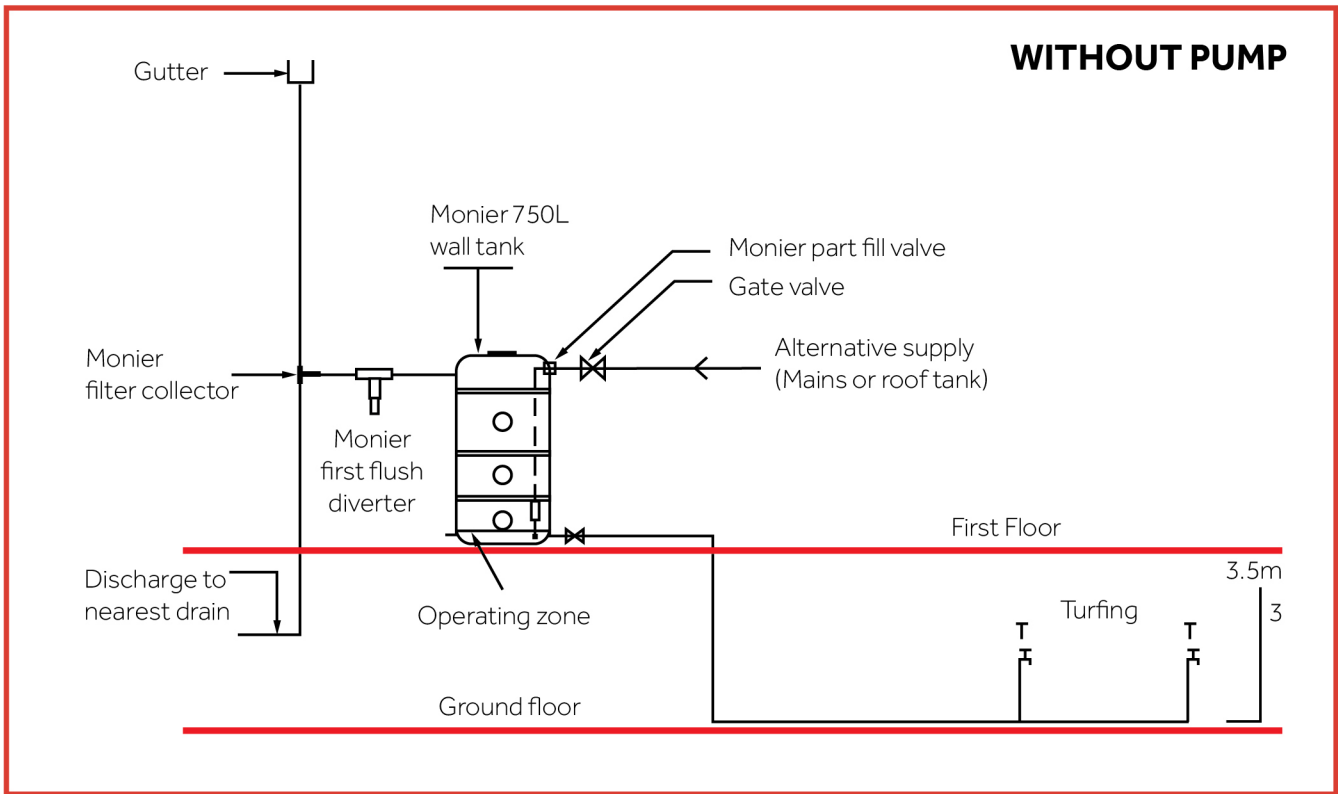
50mm

Flow Graph



| Part | 20mm | 25mm & 32mm | 50mm |
|-----------------------------------|---------------------|---------------------|---------------------|
| Valve Body | ABS | Glass Filled Nylon | Glass Filled Nylon |
| Yellow & White Internal Parts | Acetal | Acetal | Acetal |
| Arm Assembly | Glass Filled Nylon | -- | ABS |
| Diaphragm | -- | EPDM | EPDM |
| Seal | -- | Urethane | TPU |
| Springs, Bolts, Nuts, Pin, Screws | 304 Stainless Steel | 304 Stainless Steel | 304 Stainless Steel |
| O' Rings | Nitrile | Nitrile | Nitrile |
| Float | HDPE | HDPE | HDPE |
| Float Card | Polyester | Polyester | -- |

SCHEMATIC DRAWING





MONIER RAINWATER TANKS

| Product Type | Product Description | Specifications |
|--|---|---|
| <p>Monier 750L Wall Tank</p>  | <ul style="list-style-type: none"> • Specially designed tank for domestic rainwater harvesting use • High strength design and high thickness to ensure structural rigidity and prevents deformation • Modular design allows 2 or more tanks to be connected and increase storage capacities • Safety brackets made of steel are provided to prevent tilting | <ul style="list-style-type: none"> • Dimension: 900 x 600 x 1,800mm (H) • Capacity: 750 liters • Wall thickness: 8mm • Material: HDPE UV-resistant • Wall mount galvanized steel • Tank weight: 40kg • Standard Colours: Beige/Grey  |
| <p>Monier 675L Wall Tank</p>  | <p>Monier 675L Wall Tank is a rainwater storage tank for domestic use. It has a capacity of 675 liters and is designed to stand stably on its base. It does not require further support and its low height will not obstruct windows.</p> <p>The tank is strong and durable, retains its shape well when filled full or empty, able to withstand harsh weathering conditions and maintains constant water quality. Suitable for location on floor or on concrete roof slab or on the balcony of the house.</p> <p>Features: The tank is made from durable HDPE and is UV resistant. It is manufactured by rotational moulding process to get seamless and even wall thickness.</p> <p>Water outlets are available on all 4 sides of the tank and pre-threaded. Water inlet can be positioned on flat surfaces anywhere near the top of the tank by cutting holes using a hole saw. The modular design allows 2 or more tanks to be connected together.</p> | <ul style="list-style-type: none"> • Dimension: 1,200 x 750 x 750mm (H) • Capacity: 675 liters • Wall thickness: 8mm Average • Material: HDPE UV-resistant • Covers: 250mm x 2 • Tank weight: 38kg • Outlet: ½" BSP x 2 nos front & rear • Outlet: 1-½" BSP x 2 nos L & R • Packing: Individually cardboard & plastic film wrapped • Standard Colours: Beige/Grey/Green  |
| <p>Monier 600L Slim Wall Tank</p>  | <p>Monier 600L Slim Wall Tank is a rainwater storage tank for domestic use. It has a capacity of 600 liters and is designed to fit close to a backing wall. With a slim design, it is space saving and blends well with the exterior of a house.</p> <p>The tank is strong and durable, retains its shape well when filled full or empty, able to withstand harsh weathering conditions and maintains constant water quality. Suitable for location on floor or on concrete roof slab or on concrete ledge at the rear of a house.</p> <p>Features: The tank is made from durable HDPE and is UV resistant. It is manufactured by rotational moulding process to get seamless and even wall thickness.</p> <p>Water outlets are available on all 4 sides of the tank and pre-threaded. Water inlet can be positioned on flat surfaces anywhere near the top of the tank by cutting holes using a hole saw. The modular design allows 2 or more tanks to be connected together.</p> | <ul style="list-style-type: none"> • Dimension: 1,500 x 300 x 1,600mm (H) • Capacity: 600 liters • Wall thickness: 7mm Average • Material: HDPE UV-resistant • Accessories: Steel fixing brackets • Tank weight: 40kg • Outlet: ½" BSP x 2 nos front & rear • Outlet: 1-½" BSP x 2 nos L & R • Standard Colours: Beige/Grey/Green  |
| <p>Monier 1,200L Slim Wall Tank</p>  | <p>Tank aesthetic and surface finish to match with most building' exterior. Optimum footprint for capacity and minimal space requirement. Lower height for easier maintenance.</p> <p>Features:</p> <ul style="list-style-type: none"> • Quality assurance of harvested rainwater even during periods of prolonged storage. • Prevention of algae growth. • Strength enhancement of overall tank structure by additional reinforcement at critical areas. • UV Defender to ensure long-term structural integrity in typical environment. • Resistant to mosquito intrusion and proliferation by special inner lining treatment. | <ul style="list-style-type: none"> • Dimension: 2040 x 365 x 2,040mm (H) • Capacity: 1,200 liters • Material: Polyethylene (PE) • Standard Colours: Beige/Grey/Green  |


In view of innovation, the specifications are subject to change without any prior notice and in the event of such changes, Monier shall ensure that the new specifications are equivalent if not better.

MONIER RAINWATER TANKS

| Product Type | Product Description | Specifications |
|---|--|--|
| <p>Monier 360L Tank</p>  | <p>Monier 360L Tank is a rainwater storage tank for domestic use. It has a capacity of 360 liters and is designed to fit close to the wall. With a small footprint, it is space saving and blends beautifully with the exterior of a house.</p> <p>Steel safety brackets fix the bottom of the tank to the wall to prevent the tank from tilting.</p> <p>Rainwater filtered through a suitable filter is channeled to an inlet at the top or side of the tank near the top. The inlets are flexible and can be positioned anywhere depending on the layout of your system. The height of the tank provides sufficient pressure for basic garden watering without the use of a pumping system.</p> <p>Features: The tank is made from durable FRP and is UV resistant. It is manufactured by rotational moulding process to get seamless and even wall thickness.</p> <p>Water outlets are available on all 2 sides of the tank. Water inlet can be positioned on flat surfaces anywhere near the top of the tank by cutting holes using a hole saw. The modular design allows 2 or more tanks to be connected together.</p> | <ul style="list-style-type: none"> • Dimension: 1,670 x 400 x 720mm (H) • Capacity: 360 liters • Wall thickness: 3mm Average • Material: FRP UV-resistant • Tank weight: 30kg • Outlet: ½" BSP x 2 nos front & rear • Outlet: 1-½" BSP x 2 nos L & R • Standard Colours: Black/White <div style="display: flex; justify-content: space-around; align-items: center;"> <div style="width: 20px; height: 20px; background-color: black; border: 1px solid black;"></div> <div style="width: 20px; height: 20px; background-color: white; border: 1px solid black;"></div> <div style="width: 20px; height: 20px; background-color: black; border: 1px solid black;"></div> <div style="width: 20px; height: 20px; background-color: white; border: 1px solid black;"></div> </div> |




| <p>Monier Compact Rainwater Tank</p>  | <p>Small footprint suitable for installation within buildings with limited space e.g. terrace house. Minimum tank (330mm) height allows above-ceiling installation. Wide range of capacity selection.</p> <p>Features: Uni-body seamless construction guarantees leak-proof operation throughout product lifetime. No toxicity and no odor are imparted into the stored water. Light weight and ruggedness facilitate speedy handling, transport, installation and maintenance.</p> | <ul style="list-style-type: none"> • Model: 230/450/680 /900/1100 • Material: Polyethylene • Standard Colours: Blue <table border="1" style="width: 100%; border-collapse: collapse;"> <thead> <tr style="border-top: 2px solid red; border-bottom: 2px solid red;"> <th style="text-align: left; padding: 5px;">Storage Tank</th> <th style="text-align: left; padding: 5px;">Dimension (mm)</th> </tr> </thead> <tbody> <tr> <td style="padding: 5px;">230 L</td> <td style="padding: 5px;">1,100 x 600 x 330 (H)</td> </tr> <tr> <td style="padding: 5px;">230 L</td> <td style="padding: 5px;">900 x 700 x 450 (H)</td> </tr> <tr> <td style="padding: 5px;">450 L</td> <td style="padding: 5px;">1,300 x 800 x 520 (H)</td> </tr> <tr> <td style="padding: 5px;">680 L</td> <td style="padding: 5px;">1,350 x 705 x 800 (H)</td> </tr> <tr> <td style="padding: 5px;">680 L</td> <td style="padding: 5px;">1,100 x 1,100 x 625 (H)</td> </tr> <tr> <td style="padding: 5px;">900 L</td> <td style="padding: 5px;">1,220 x 1,230 x 680 (H)</td> </tr> <tr style="border-bottom: 2px solid red;"> <td style="padding: 5px;">1,100 L</td> <td style="padding: 5px;">1,360 x 1,360 x 840 (H)</td> </tr> </tbody> </table> | Storage Tank | Dimension (mm) | 230 L | 1,100 x 600 x 330 (H) | 230 L | 900 x 700 x 450 (H) | 450 L | 1,300 x 800 x 520 (H) | 680 L | 1,350 x 705 x 800 (H) | 680 L | 1,100 x 1,100 x 625 (H) | 900 L | 1,220 x 1,230 x 680 (H) | 1,100 L | 1,360 x 1,360 x 840 (H) |
|--|--|---|--------------|----------------|-------|-----------------------|-------|---------------------|-------|-----------------------|-------|-----------------------|-------|-------------------------|-------|-------------------------|---------|-------------------------|
| Storage Tank | Dimension (mm) | | | | | | | | | | | | | | | | | |
| 230 L | 1,100 x 600 x 330 (H) | | | | | | | | | | | | | | | | | |
| 230 L | 900 x 700 x 450 (H) | | | | | | | | | | | | | | | | | |
| 450 L | 1,300 x 800 x 520 (H) | | | | | | | | | | | | | | | | | |
| 680 L | 1,350 x 705 x 800 (H) | | | | | | | | | | | | | | | | | |
| 680 L | 1,100 x 1,100 x 625 (H) | | | | | | | | | | | | | | | | | |
| 900 L | 1,220 x 1,230 x 680 (H) | | | | | | | | | | | | | | | | | |
| 1,100 L | 1,360 x 1,360 x 840 (H) | | | | | | | | | | | | | | | | | |

MONIER RAINWATER COMPONENTS


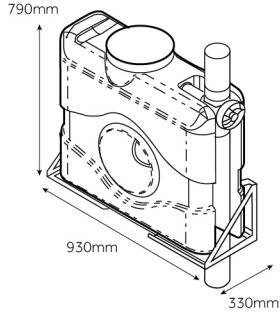

| Product Type | Product Description | Specifications |
|--|---|--|
| <p>Centrifugal Pump</p>  | <ul style="list-style-type: none"> • Provides sufficient water head and pressure for typical applications • Quiet operation | <ul style="list-style-type: none"> • Maximum water head up to 50m • Maximum flow rate up to 4 cubic meter per hour |

In view of innovation, the specifications are subject to change without any prior notice and in the event of such changes, BMI shall ensure that the new specifications are equivalent if not better.

MONIER RAINWATER COMPONENTS

| Product Type | Product Description | Specifications |
|---|---|--|
| Level Indicator  | <ul style="list-style-type: none"> Indicates the level of water in the tank | <ul style="list-style-type: none"> Dial type |
| Multimedia Filter  | <ul style="list-style-type: none"> Higher level of filtration to reduce the turbidity of rainwater Prevents staining of sanitary ware (in case rainwater harvesting is used for toilet flushing) Automatic backwash to prolong the service efficiency of filter material | <ul style="list-style-type: none"> Shell material: high grade fiber-reinforced plastic Media: Microsite™ filter Maximum flow rate: 1.8 / 2.7 / 3.5 cubic meter per hour |
| UV Disinfector  | <ul style="list-style-type: none"> Disinfects rainwater by eliminating up to 99% of known bacteria and micro-organisms Does not add any physical substances to the water | <ul style="list-style-type: none"> Maximum flow rate: 2.7 / 5.4 cubic meter per hour |

MONIER RAINWATER SOLUTION

| Product Type | Product Description | Specifications |
|---|---|--|
| BMI 230L 3-IN-1 RWHS   | <p>The compact and efficient system is designed to filter, divert the first flush of contaminated water and collect clean rainwater in an integrated HDPE tank. Debris, leaves and dirt rinses to the sides and continue to flow in the rainwater downpipe to the drain without restriction during storms.</p> <p>Suitable for connection to roof areas of up to 100m² and for fitting to 110mm diameter (4") downpipes, it has a large flow-through bore to prevent blockages. The Filter, First Flush and Tank components are designed and matched as a set and is available in a few standard colour options.</p> <p>Features:</p> <ul style="list-style-type: none"> - Integrated High efficiency filter collector (above 90%) - Integrated true 8-litre First Flush Diverter - Fully UV and weather-resistant PP and HDPE materials - Simple installation - hung on wall or placed on the floor - Steel installation brackets for wall mounting are provided - Simple connection - rainwater inlet & clean water outlet - Built-in Overflow function and DN25 (1") socket outlet - Removeable Filter Screen and easy First Flush cleaning - First Flush automatic drain to downpipe | <ul style="list-style-type: none"> Dimension: 930 x 330 x 790mm (H) System Capacity: 230 liters Filter Body Material: Polypropylene (UV resistant PP) Filter Screen Material: Stainless steel SS304 Mesh Size: #30 mesh - 0.6mm Connection (Downpipe): 110mm downpipe / 56mm outlet Connection (Tank): 56mm (2" rubber gasket) to tank First Flush Capacity: 8 Litres First Flush Autorain: 3mm Tank Material: UV resistant HDPE Tank Outlet: DN25mm (1" threaded socket) Clean Water Capacity: 1.0 Litres / s Flow Through Capacity: 9.0 Litres / s** Total Dry Weight: 30kg Standard Colours: Beige  |

In view of innovation, the specifications are subject to change without any prior notice and in the event of such changes, Monier shall ensure that the new specifications are equivalent if not better.

MONIER



Awarded Corporate Excellence Award at the prestigious Asia Pacific Enterprise Awards (APEA) 2024



The Best Brands in Roof Systems by The BrandLaureate Awards for 6 Consecutive Years 2008, 2009, 2010, 2011, 2012 and 2015



Scan QR Code for BMI Malaysia



Recognized for our CSR efforts, Monier was honoured with an Asia Responsible Entrepreneur Award 2011



Member of the Malaysia Green Building Confederation



Scan QR Code for Showroom & Sales office location

BMI ROOFING SYSTEMS SDN. BHD.

Registration No.197401002179 (19163-M)
(Formerly known as Monier Malaysia Sdn. Bhd.)
Suite 11.02, 11th Floor, Menara JKG,
No. 282, Jalan Raja Laut,
50350 Kuala Lumpur, Malaysia
T (+60) (3) 21760600
Toll Free: 1800 88 0865
roofing-malaysia@bmgroupp.com

[bmgroupp.com/my](https://www.bmgroupp.com/my)



ABOUT BMI GROUP

BMI Group was born out of a recognition that customers now expect a single point of expertise to help them find their ideal roof. Bringing together some of the industries most trusted brands to become the largest supplier of both flat and pitched roofing and waterproofing solutions throughout Europe, BMI Group has over 173 years of experience and innovation to offer its clients.

As a **Standard Industries** company, BMI Group, headquartered in London, has the support, reach and resources of a global enterprise. With over 120 production facilities across Europe, Africa and Asia, and more than 9,500 employees worldwide, the business is well positioned to provide an unparalleled level of service to homeowners, specifiers, contractors, property owners and developers.

Find out more at www.bmgroupp.com