



2016 ANNUAL REPORT

TABLE OF CONTENTS

| | |
|-----------------------------------------------------------|-----------|
| President's Message | 4 |
| MANAGEMENT & PERFORMANCE REPORTS | 8 |
| The Union Cycliste Internationale (UCI) | 10 |
| One Sport, Eight Disciplines | 12 |
| Director General's Report | 16 |
| International Relations | 20 |
| A Year of Sport and Events | 26 |
| Road cycling | 28 |
| Track cycling | 34 |
| Mountain bike | 40 |
| BMX | 44 |
| Para-cycling | 48 |
| Cyclo-cross | 52 |
| Trials | 56 |
| Indoor cycling | 60 |
| The UCI World Cycling Centre | 64 |
| Cycling for All | 70 |
| Mass Participation Events | 74 |
| Clean Sport | 76 |
| FINANCIAL REPORT | 80 |
| CFO's Commentary | 82 |
| Audit Committee Report to the UCI Congress | 86 |
| Auditors' Report on the Consolidated Financial Statements | 88 |
| Consolidated Financial Statements | 90 |
| Auditors' Report on the Statutory Financial Statements | 112 |
| Statutory Financial Statements | 114 |
| UCI WorldTour | 118 |
| APPENDICES | |
| List of National Federations | 120 |
| Management Committee and General Organisation | 122 |
| Commissions | 124 |
| 2016 Results & Standings | 130 |

PRESIDENT'S MESSAGE



Brian COOKSON
UCI President

In what has been another landmark year for cycling, this Annual Report highlights the significant progress that we have made during my third year as President of the Union Cycliste Internationale (UCI). It underlines how far we have come in promoting and developing cycling across the world, and shows the important work we do in partnership with the cycling family, the wider sporting community and public policy influencers.

2016 was, of course, an Olympic and Paralympic year and the Games in Rio were an incredible success, showcasing our sport to new audiences and demonstrating the truly global appeal of cycling. We witnessed amazing performances from our riders across the four Olympic disciplines, as well as huge crowds at our venues and breathtaking images which were broadcast around the world.

During the Paralympic Games, we saw some incredible achievements with no less than 10 World and 20 Paralympic records broken. I cannot speak about the Paralympic Games in Rio without paying tribute to Bahman Golbarnezhad of Iran, who tragically died following a crash in the C4 road race.

Rio 2016 underlined the unique ability of our sport to showcase a host city and, despite some challenges beforehand, provided an important opportunity to strengthen relationships with our partners and the Olympic Movement.

Adding to the successes in Rio, the UCI and the global cycling community have also made significant progress in other competitions and disciplines over the last 12 months. In particular, women's cycling has had another breakthrough year following the successful launch of the UCI Women's WorldTour, which featured 35 days of racing across 9 countries and 3 continents – over three times as many race days as its predecessor, the UCI Women Road World Cup.

We also announced a raft of changes to track cycling in order to create more spectator – and broadcast –

friendly racing. A new Under-23 category for women at the UCI Cyclo-cross World Championships, has laid strong foundations for the future. We awarded 15 UCI World Championships across seven disciplines and saw the hosting of the inaugural UCI BMX Freestyle Park World Cup – an exciting event aimed to draw new, younger fans to our sport.

In parallel with a fine year of competitions, we have continued to make progress on the commitments I made when I was elected President of the UCI in 2013 to restore trust and credibility in our sport.

We have revised the UCI Constitution to lay out new democratic processes, including restricting the number of terms of office for the President to three.

This constitutional reform marks another important step forward in the governance of the UCI, in line with international best practice, and will help to reinforce the UCI's credibility within the international sports community and with our wide range of stakeholders.

We have also revised and strengthened the UCI Code of Ethics, which now applies to a much broader base of stakeholders, as well as widening the field of competence of the UCI Ethics Commission.

Building on work carried out in 2015, I am also proud that the UCI has continued to invest significantly in our anti-doping programme – which continues to be regarded as one of the leaders of any sport. The Cycling Anti-Doping Foundation (CADF) operates completely independently of the UCI, a model which all sports are now being urged to consider.

Nevertheless, even with these successes, it is important that we remain vigilant to new and emerging challenges. In 2016, the UCI invested significantly in the widespread deployment of testing for technological fraud, and the new handheld scanning system is now available to all National Federations to enable them to carry out tests at national level.

This continued commitment to restoring trust and protecting the credibility and integrity of cycling is vital to the future growth and vitality of our sport.

Importantly, it has provided a strong platform to secure new commercial and broadcast opportunities for the UCI that underpin investment in the sport across the world.

We welcomed Tissot, the UCI's historical timekeeper, as the UCI's first World Cycling Partner. In another landmark deal, we signed an eight-year agreement with the EBU and IMG for worldwide TV rights which will bring our main events to the broadest possible audience globally.

Indeed, TV revenues have increased by almost 50% since 2013, with sponsorship revenues increasing by a third over the same period. This unprecedented commercial success has enabled the UCI to more than double its investment in the Continental Confederations and National Federations.

I am particularly delighted that we will continue to invest a further CHF 1 million into the Continental Confederations to support our riders and athletes between 2016 and 2018. Very few International Federations make this scale of investment and I am proud that we are now in a position to deliver this degree of financial support.

Late in 2016 we also agreed a groundbreaking long-term partnership with Wanda Sports to develop cycling in China. This includes a new satellite centre, new elite road races, a brand-new UCI Urban Cycling World Championships as well as mass participation events. This is hugely exciting and demonstrates that the potential exists to work with new and existing partners in a much broader, deeper and creative way.

I am proud that we have increased funding to the UCI World Cycling Centre and its satellites for the current Olympic Cycle and for the first time committed to

annual increases in investment over that period. This has resulted in many more opportunities for riders, coaches, directeurs sportifs, and mechanics to train at the UCI WCC – in fact, 71 nations did exactly this in 2016.

Rider safety is also an area that is absolutely paramount to the UCI. In 2016, we introduced tougher regulations governing the conduct of all vehicle drivers and motorbike riders in road races, as well as our new Extreme Weather Protocol. Rider safety will remain central to our work.

Significant progress has also been made to enhance the fans' experience and deepen our engagement with them. Innovations such as onboard cameras have been introduced during the period, and new investment in UCI digital and social media has enhanced the reach and appeal of our sport to new and existing fans. Our fan base has grown hugely over the last 12 months, with a social media reach of nearly 2 million people, compared to almost nothing three years ago.

We are also becoming more active as a voice to promote cycling in communities. During the year, we awarded our UCI Bike City label to cities and regions in Norway and the Netherlands to spotlight some of the great work that is happening on the ground. This is something that you will see more of in the future as we take a higher profile position in promoting cycling not just as a sport, but as a means of transport and a healthy daily activity.

Our sport is in a strong position and I would like to extend a special thanks to the UCI Management Committee, my management team, every single colleague at the UCI and, of course, our Continental Confederations and member National Federations. Your hard work and dedication over the last 12 months, and continued commitment to growing cycling, are crucial to the vitality of our wonderful sport across the world.

As we look to 2017 and build on the many exciting achievements from last year, you have my absolute assurance that we will continue to work closely with all in the global cycling family to continue the excellent progress we have seen in 2016.





MANAGEMENT & PERFORMANCE REPORTS





THE UNION CYCLISTE INTERNATIONALE (UCI)

Developing cycling, in all its forms, throughout the world

Founded in 1900, in Paris (France), the Union Cycliste Internationale (UCI) is the worldwide governing body for cycling. It develops and oversees cycling in all its forms, for all people as a competitive sport, as a healthy recreational activity, as a means of transport, and also just for fun.

It represents, for sporting and public institutions alike, the interests of 186 National Federations, five Continental Confederations, more than 1,500 professional riders, more than half a million licensed competitors, several million cycling enthusiasts and two billion bicycle users all over the world.

The UCI's commitment is to lead the development of cycling as a competitive sport and activity in all its forms, across the world. We commit to the highest standards in all our activity, and to earn and maintain a reputation as an international sporting federation of outstanding performance and integrity.

The UCI manages and promotes the eight cycling disciplines: road, track, mountain bike, BMX, para-cycling, cyclo-cross, trials and indoor cycling. Four of these are featured on the Olympic Games programme (road, track, mountain bike and BMX), two in the Paralympic Games (road and track) and three in the Youth Olympic Games (road, mountain bike and BMX). Cycling races have been organised at all the Olympic Games of the modern era, and it is one of the sports that offers the most medals (54) during the biggest sporting event on the planet.

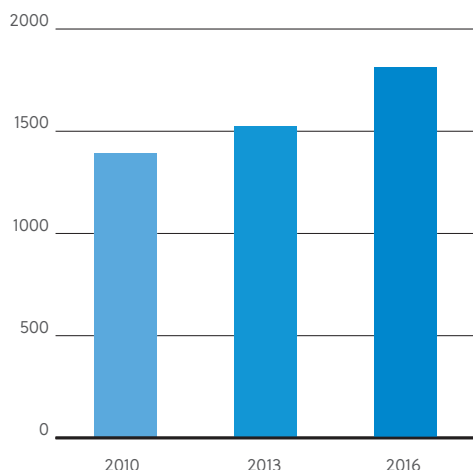
The UCI manages the promotion of its own events, including World Championships in all its disciplines. These competitions crown the UCI World Champions, who wear – for one year – the well-known and prestigious rainbow jersey. The UCI World Championships constitute the high point of the season in each discipline, and benefit from extensive international media coverage.

Cycling is also more than just a sport – the use of the bicycle fulfils many functions outside the sporting sphere as a means of transport and leisure.

The UCI also organises the UCI World Cups, season-long series of competitions at the highest level, in the various disciplines. The rankings of the UCI World Cups constitute the common thread for each season. The race for the leaders' jerseys is a key challenge, and to be crowned the victor of a UCI World Cup is a major sporting achievement.

To encourage the global and equitable development of cycling, the UCI built the UCI World Cycling Centre (WCC) which, as well as serving as the UCI headquarters, is a high-level training and education centre. It welcomes over a hundred promising young athletes each year, as well as attendees of training courses in the cycling professions. The UCI WCC's programmes are designed to give all riders, irrespective of their origin or the level of resources

PROGRESSION IN THE NUMBER OF RACES REGISTERED ON THE UCI INTERNATIONAL CALENDAR



available in their country, the opportunity to fulfil their potential at national or international level.

For example, Eritrean Daniel Teklehaimanot was a trainee road athlete at the UCI WCC from 2009 to 2011 before signing his first professional contract. In 2015, he became the first black African rider to wear the polka dot best climber's jersey in the Tour de France. Venezuelan Stefany Hernandez, a BMX trainee at the UCI WCC from 2012 until 2016, was crowned UCI World Champion in 2015 and won bronze at the Rio 2016 Olympic Games.

Cycling is also more than just a sport – the use of the bicycle fulfils many functions outside the sporting sphere as a means of transport and leisure. This is why the UCI is committed to expanding its Cycling for All programmes, which are designed to improve conditions and accessibility for those practising cycling.

The UCI is responsible for ensuring cycling has the most advanced and efficient anti-doping programme and works on this in cooperation with the World Anti-Doping Agency (WADA) and the National Anti-Doping Organisations (NADOs). However, the UCI is not directly involved in the testing or the test planning: these have been delegated to an independent entity, the Cycling Anti-Doping Foundation (CADF).

EVOLUTION OF THE GEOGRAPHICAL BREAKDOWN OF RACES REGISTERED ON THE UCI INTERNATIONAL CALENDAR

| | Africa | America | Asia | Europe | Oceania |
|------|--------|---------|------|--------|---------|
| 2010 | 32 | 179 | 78 | 1,056 | 48 |
| 2013 | 53 | 249 | 84 | 1,101 | 35 |
| 2016 | 57 | 303 | 135 | 1,257 | 60 |

1900

FOUNDING YEAR OF THE UNION
CYCLISTE INTERNATIONALE

THE UNION CYCLISTE INTERNATIONALE REPRESENTS



186
NATIONAL
FEDERATIONS




1,500
PROFESSIONAL
RIDERS

5
CONTINENTAL
CONFEDERATIONS

>500,000
LICENSED
COMPETITORS

2bn
BICYCLE USERS ALL
OVER THE WORLD



ONE SPORT, EIGHT DISCIPLINES



1. ROAD CYCLING

Road cycling includes one-day races (such as the Classics) and stage races (such as the three Grand Tours – Giro d'Italia, Tour de France and Vuelta a España - which are three weeks long). In the road race, riders start in a bunch and the first across the finish line wins. The individual time trial sees riders set off individually at regular intervals, with the competitor completing the course in the fastest time declared the winner. The principle is the same for the team time trial but this event is raced by teams of between two and 10 riders.

2. TRACK CYCLING

Track cycling events take place in a velodrome on bikes with a fixed gear and no brakes. Races can be broken down into two “families”:

- short sprint events (individual and team sprints, kilometre [500m for women] and keirin)
- longer endurance events (individual and team pursuit, points race, Madison and Scratch race).

3. MOUNTAIN BIKE

Mountain bike includes endurance races (cross-country Olympic, cross-country Marathon and cross-country Eliminator) and downhill events (downhill and four-cross). Cross-country events are held on hilly, technical circuits in the countryside. Downhill racing involves fast and extremely spectacular individual descents. Four-cross is an event where four riders race head to head on a relatively short, straightforward downhill track.

4. BMX

BMX Racing is a spectacular sport, that takes place on a 350-400m track featuring a mix of bumps, berms and flat sections. The riders start from an eight-metre-high ramp (Supercross format) enabling them to quickly gain considerable speed. Jumps throw the riders up to five metres into the air. **BMX Freestyle Park** is all about producing a sequence of figures on different obstacles (inclined surfaces, walls, platforms, etc). Riders are judged on their figures (difficulty, originality and style).



5. PARA-CYCLING

Para-cycling is practised by athletes with disabilities. It includes both road events (road racing, individual time trial and team relay) and track events (sprint, time trial, individual pursuit and Scratch race). Depending on their impairment, athletes join one of the following groups: conventional bikes with minor adaptations, handbikes, tandems or tricycles. Each of these groups is divided into different classes in line with the severity of the riders' impairments.

6. CYCLO-CROSS


Cyclo-cross races take place on circuits of around three kilometres, on a variety of surfaces (roads, paths, forest tracks, fields), that the riders negotiate several times. The surfaces are hilly and often include artificial obstacles, requiring constant changes in rhythm. Sometimes the riders have to carry their bikes over certain sections. Events in this discipline, which usually take place in autumn and winter, last about one hour.

7. TRIALS

Trials is a discipline that consists of getting over obstacles, grouped in sections, without the competitor's feet or any part of the bike – except the tyres – touching the ground. Such faults result in penalties and the winner is the rider with the fewest penalty points. There are several classes, which are distinguished by the size of the bicycle wheels. Trials can be practised just as well in natural settings as in urban areas (including covered arenas) with artificial obstacles.

8. INDOOR CYCLING

Indoor cycling comprises two specialties: artistic cycling and cycle-ball. Artistic cyclists present – as individuals, in couples or in teams of four – a five-minute programme featuring various figures, accompanied by music. They are judged by a panel. Cycle-ball is a match between two teams of two players (acting as both goalkeepers and outfield players). The objective is to put the ball into the opposing team's goal by hitting it with a wheel or the body. Fouls are sanctioned by the awarding of free kicks or penalties to the opposing team.



DIRECTOR GENERAL'S REPORT



Martin GIBBS
UCI Director General

Three years after the election of Brian Cookson as President of the Union Cycliste Internationale (UCI), 2016 was another year of excellent progress in implementing the UCI's global strategy. This strategy is based on four core principles: development, internationalisation, clean sport and excellence in administration and governance.

At the beginning of the year, the UCI Cyclo-cross World Championships in Heusden-Zolder (BEL) was the very first event to carry the more powerful UCI brand imagery. The strength of our identity, revolving around the iconic rainbow stripes, has now been developed into a coherent visual structure that projects the UCI, our partners and host cities across world.

At Heusden-Zolder, our staff found what would turn out to be the first case of technological fraud after scanning all the competition bikes using the magnetic resonance scanning method we had developed and tested during 2015. An electric motor was found concealed in the seat-tube of one of the riders' bikes. The case was successfully managed by our Disciplinary Commission, implementing our new rules on technological fraud, and a lengthy ban and fine was imposed on the rider. During the year our Technical Unit implemented an intensive testing programme across all disciplines, bringing on new operators to expand our testing capability, and trained National Federations wishing to employ the scanning method at national level.

The UCI Track Cycling World Championships in London were a great success, sold out for every session to reach a record of over 52,000 spectators on site as well as a large TV audience with a cumulative reach of 5.3 million on the BBC alone. Our Sports and Marketing Departments worked hard to ensure exciting onboard images were produced and incorporated into the live coverage, including the winning Cavendish/Wiggins team for the Madison. The start of the year also saw two new Women's UCI Hour

Records in less than six weeks with Australia's Bridie O'Donnell's 46.882km at the Adelaide's Super-Drome and a month later, USA's Evelyn Stevens' 47.980km at the Colorado Springs Olympic Training Center Velodrome. Later in the year we saw Colin Lynch of Ireland make history with the first official para-cycling UCI Hour Record at Manchester (43.133km) in the C2 category under new rules introduced to encourage para-cycling UCI Hour Record attempts.

The 2016 UCI Junior Track Cycling World Championships, held at the UCI World Cycling Centre (WCC) in July and organised by our staff were a great success in terms of showcasing the work of the UCI WCC in developing and globalising the sport. Over 40 National Federations were represented, eight more than in the previous edition, and the live broadcast on our YouTube channel reached an audience of over 100,000 every day. One highlight was the very first presence of Mongolia at the UCI Junior Track Cycling World Championships with UCI WCC trainee Tegshbayar Batsaikhan who became UCI World Champion in the Scratch race. We took the opportunity of having the next generation of track riders with us to spend an evening with them to cover aspects of anti-doping with representatives of WADA.

Our strategy of fostering strong working relations with the anti-doping community remains a priority, and in 2016 we signed a further seven sharing agreements with NADOs, including in the USA, Italy, Ireland and Australia. 2016 was also the first full year of our Anti-Doping Tribunal which heard six cases. Replacing the previous structure which delegated cases back down to National Federations, the Tribunal ensures consistent jurisprudence regardless of nationality. Since its establishment, the time taken for disciplinary proceedings has been shortened to an average of 90 days, compared to 158 previously. The year also saw two further applications of the new team suspension rules whereby teams with more than one Anti-Doping Rule Violation in a 12-month period are suspended.

A great deal of staff and commission time was taken up with the development of the UCI WorldTour, with the implementation of new organisational criteria for teams and events, a revised set of rules for 2017 and a strategic expansion of the calendar. The UCI WorldTour is now a much more global series, taking the best of men's professional road cycling through a journey which now visits the USA, the Middle East, Great Britain, Germany and China. The launch in 2016 of the UCI Women's WorldTour has established an elite year-long international series for women with a strong fan following. With the majority of the races broadcast live on TV, and highlights for each produced by our partner IMG, we are reaching over 80 million viewers around the world. In turn, this is helping to attract an increasing number of women into the sport with a 19% rise in registered riders in the past three years. For both the men's and women's elite road series we have invested significantly in extra staff so that we can better support teams and organisers at the races.

2016 was the first year of our UCI BMX Freestyle Park World Cup with five rounds across Europe, the USA, Canada and China. This new discipline will be one of the highlights of the Buenos Aires 2018 Youth Olympic Games. We also made some important changes to the regulations of BMX Racing to improve the spectator and rider experience, as well as developing a new stringent set of track standards to ensure sporting consistency across events.

The arrival of Telenet as title sponsor of the UCI Cyclo-cross World Cup has played a crucial role in the development of the series, bringing consistent high-quality TV production across all events. At the UCI Mountain Bike Cross-country World Championships we saw a record number of nations participating (52) including, for the first time, the National Federations of Honduras and Iceland. Trials has seen its number of events grow by 17% over the year and its average participation in World Cup rounds grow by 14%.

Every four years, the Olympic and Paralympic Games are the most exciting, though often demanding, competitions for any international sports federation, and the 2016 edition in Rio de Janeiro required particular attention. The hard work, dedication and enthusiasm of UCI staff helped to deliver magnificent road, track, BMX, mountain bike and para-cycling events, in what were at times challenging circumstances. With record numbers of nations participating (79) and nations winning medals (21), nearly 100% tickets sold for all sessions, excellent TV viewership and a massive boost to UCI's global social media fan base (10 times our normal growth) the Rio 2016 Olympic Games were a great success for our sport. The Paralympic Games followed that success with over 85% of tickets sold and a 10% increase in our Twitter following in just 10 days.

The Rio 2016 Games were an excellent opportunity to further develop our social media work, with the creation of unique behind-the-scenes content to help fans enjoy new aspects of our sport. With nearly 2 million followers across all our digital platforms, an increase of 68% in 2016, the UCI is now ranked 4th in the Olympic Movement.

In October, we were welcomed in Doha, Qatar, for the first UCI Road World Championships in the Middle East. Excellent racing gave us two popular winners at the Elite level, Slovakia's Peter Sagan for the second year running and Denmark's Amalie Dideriksen, twice UCI Junior Road World Champion. The Men Elite road race podium in Doha was historic as for the first time at the UCI Road Worlds it featured three former UCI Road World Champions (Sagan 2015, Cavendish 2011, Boonen 2005).

Straight after Doha, Abu Dhabi hosted the second annual UCI Cycling Gala. The newly-crowned Elite UCI Road World Champions Amalie Dideriksen and Peter Sagan together with Olympic Champions Greg Van Avermaet and Anna van der Breggen were among 24

award winners that included riders, teams and nations from the UCI WorldTour, the UCI Women's WorldTour, the Olympic Games, Paralympic Games, and the UCI Road World Championships.

The UCI World Cycling Centre continued its sterling work in the training of athletes and people working in cycling's different professions. In 2016, our Centre welcomed 169 riders and coaches from five continents for training camps and courses. The UCI WCC also hosted its first two training camps dedicated exclusively to women. The second of these was organised in collaboration with our African satellite centre in Potchesfroom (South Africa), and was attended by six women from Namibia, Ethiopia and Nigeria. Our Centre in Aigle also hosted two para-cycling training camps, and welcomed 100 participants across its different courses for cycling professions such as mechanics and sport directors. Further afield, and in collaboration with different National Federations and our various satellite centres, the UCI WCC trained 199 athletes and 426 coaches worldwide.

Once again, I want to thank all the UCI staff for their hard work and dedication throughout 2016 and also express my sincere gratitude to all the volunteers we rely on throughout the world to help deliver our events and run our sport at every level.



INTERNATIONAL RELATIONS

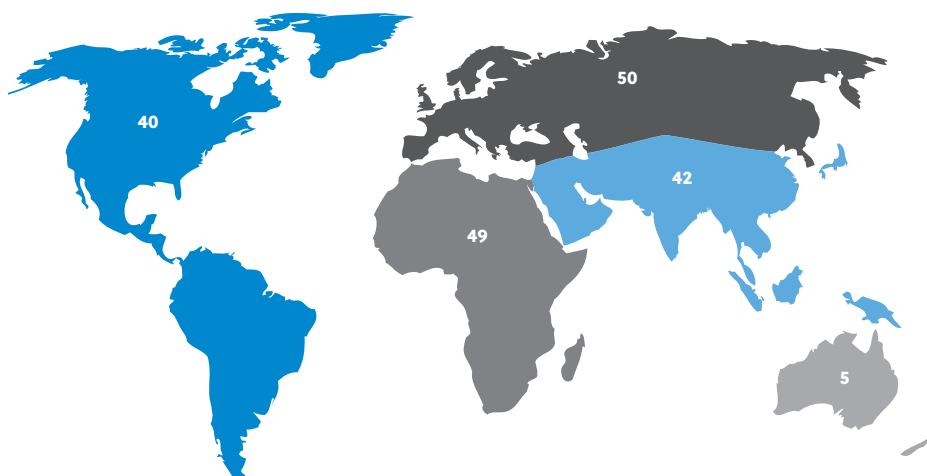
At the end of 2016, a record 186 affiliated National Federations

Developing cycling at all levels and across all disciplines is a fundamental aim of the Union Cycliste Internationale. Effective collaboration with the five Continental Confederations and the 186 National Federations is therefore essential in helping the UCI to achieve the objective of increasing cycling participation throughout the world.

CONTINENTAL CONFEDERATIONS

The five Continental Confederations – the Union Européenne de Cyclisme (UEC), the Confederación Panamericana de Ciclismo (COPACI), the Asian Cycling Confederation (ACC), the Confederation Africaine de Cyclisme (CAC), and the Oceania Cycling

Confederation (OCC) – provide a vital link with our affiliated National Federations. Their knowledge of the areas and their awareness of issues specific to their regions are valuable assets in supporting the UCI's ability to administer and promote cycling right across the globe.



MEMBERS AS AT 31.12.2016

UNION EUROPÉENNE DE CYCLISME

In 2015, the Union Européenne de Cyclisme saw its number of National Federations rise to 50; each European country with a recognised National Olympic Committee now has a National Federation affiliated to the UCI. In 2016, the UEC reached a new milestone as the European Road Championships awarded the first title of European Champion in Plumelec (France) in September 2016. The Elite road races were won by UCI World Champion Peter Sagan and Anna van der Breggen. 843 athletes from 41 countries took part in the different events.

The UEC held its annual Congress in Loulé (Portugal) in March 2016, with 37 of the 50 affiliated National Federations present. During the event, the UEC President, Mr David Lappartient announced the finalising of a multi-year agreement with the European Broadcasting Union (EBU), which will produce and broadcast all European Championships for the road, track, cyclo-cross, BMX, and mountain biking disciplines. The Congress unanimously adopted the reform of the Constitution of the Union Européenne de Cyclisme, with the aim of modernising the way the UEC functions.

2016 was rich with cycling events across Europe, with more than 1,200 events across all disciplines and several UCI World Championships. In March, the Lee Valley VeloPark in London hosted the UCI Track Cycling World Championships, then a few months later the UCI Junior Track Cycling World Championships were held at the UCI World Cycling Centre. Spread across late June and early July, the UCI Mountain Bike World Championships took place in the Czech Republic, in the small town of Nové Město na Moravě. Meanwhile, specialists in downhill, four-cross and trials competed for the UCI World Championship titles in their respective disciplines in September, in Val di Sole, situated in the mountainous Italian region of Trentino. Finally, in early December, the German city of Stuttgart hosted the UCI Indoor Cycling World Championships, where the public came in great numbers to admire the talented and skilful cyclists.

The President of the National Federation of Russia and member of the UCI Management Committee, Mr Igor Makarov, received the UCI Merit Award at the 2016 UCI Congress for his significant contribution to the development of cycling in his country, especially with grassroots and schools projects.

Through the Continental Confederations' Project Development Fund, used to benefit the development of National Federations and which the UCI has committed to increase funding from a quarter of a million to more than one million Swiss francs per annum by 2018, numerous projects have been supported. These include a training camp for athletes in the Balkans held in Greece in April, the construction of a BMX track in Portugal, substantial support for a training centre for young cyclists in Monaco, and many other projects in Estonia, Serbia, Bulgaria, Poland, and Cyprus.

CONFEDERACION PANAMERICANA DE CICLISMO

The Rio 2016 Olympic and Paralympic Games were undoubtedly the highlight of the 2016 sporting season on the American continent. The cycling events that took place as part of the Games shone brightly with exciting races that crowned great champions in front of full venues of spectators. The work done by COPACI and the Brazilian Cycling Federation to ensure that the infrastructure was ready on time was particularly remarkable.

The President of COPACI, Mr José Manuel Peláez, led his Confederation's annual Congress in May in San Cristobál (Venezuela), with representatives from 24 National Federations in attendance. Among other themes pertinent to the American continent, the programmes for the 2016 Rio Olympic Games and the 2018 Buenos Aires Youth Olympic Games were the principal items on the agenda. The development of cycling in the American continent, across all disciplines, was the starting point for several discussions that led to participants debating actions to be taken in this regard. Mr Peláez then summarised the main changes made to the UCI Constitution, which were put to vote at the UCI Congress the following October. A decision was also taken to submit to the UCI Management Committee the proposal to allow local cycling federations to be associated with COPACI in order to allow their athletes to participate in events in their geographical region (Anguilla, Curaçao, Guadeloupe, Martinique, French Guiana, and Saint Martin).

Two days before the Congress, over 40 delegates representing the 24 National Federations present in San Cristobál gathered together for the UCI Sharing Platform. The growth of cycling across the American

continent and the drafting of different calendars were at the heart of the discussions. The National Federations then had the opportunity to present the activities carried out during the previous twelve months, as well as their many development projects scheduled over the coming years.

In May, the city of Medellín in Colombia hosted the UCI BMX World Championships and activity in America was also boosted by the completion of the new velodrome in Trinidad and Tobago, the first covered velodrome to be built in the Caribbean, creating opportunities for cyclists throughout the region.

Through the Continental Confederations' Project Development Fund, several training programmes were funded, in Mexico, Saint Lucia and Guadeloupe, the latter as part of the Caribbean Championships. Several athletes were also able to benefit from programmes run at the UCI World Cycling Centre in Switzerland.

For the third consecutive year, a talent scouting session took place in Mar del Plata (Argentina); organised by the UCI World Cycling Centre in collaboration with the Unión Ciclista de la República Argentina, it took place in December. Twenty-eight young athletes benefited from the training camp. A coaches' training session was run simultaneously with the aim of teaching the different types of training and technique, as well as the discipline required of any high-level athlete.

Following the affiliation of the National Federation of Dominica, approved by the UCI Congress, COPACI grew to 40 members at the end of 2016.

Since the beginning of 2016, the Hispanic National Federations have received, in their own language, a summarised version of the monthly newsletter sent in French and English to all National Federations.

ASIAN CYCLING CONFEDERATION

The Asian Cycling Confederation's annual Congress was held in February 2016 in Tokyo (Japan). In front of 40 delegates representing 27 National Federations, the Secretary-General of the ACC, Mr Boo Woong Choi, presented a report on the various events and activities that took place across the continent. The floor was also given over to representatives of the National Federation of the host country, Japan, who gave an interesting

presentation on the general situation of the sport of cycling in their country.

Twenty months after the first UCI Sharing Platform hosted on the Asian continent, in Astana, Kazakhstan, the UCI organised a second edition in Japan where, in February, most of the ACC Congress participants also came together. Various topics were on the agenda, such as the reform of professional cycling, the development of women's cycling, and new technologies. Nine National Federations gave presentations on different aspects of cycling in their respective countries, including indoor cycling in Macau, Cycling for All in Iran and Jordan, and para-cycling in Japan.

The highlight of the Asian cycling season was the UCI Road World Championships, in Doha, Qatar, in October. The level of sporting competition was intensive, notably with the impressive demonstration of echelon racing to cope with the strong winds. The UCI Congress was also held in Doha, on Friday 14th October, where the affiliation of a new Asian National Federation, the Tajikistan Cycling Federation, was unanimously approved. That brings the number of affiliated federations on the Asian continent to a record 42.

For its second edition, the UCI Cycling Gala once again took place in Abu Dhabi, organised by the Abu Dhabi Sports Council and the United Arab Emirates Cycling Federation, in collaboration with RCS Sport. This end-of-season event celebrating the greatest feats of road cycling across the year took place on 18th October, two days before the start of the Abu Dhabi Tour. Trophies were awarded to athletes who distinguished themselves during the season, most notably in the UCI WorldTour, the UCI Women's WorldTour, the three Grand Tours, and the UCI Road World Championships.

Mongolia made a grand entrance into global cycling history thanks to the gold medal won by junior rider and UCI WCC trainee Tegshbayar Batsaikahn in the scratch race at the UCI Junior Track Cycling World Championships.

The Continental Confederations' Project Development Fund helped to organise several projects, including a Level 1 course for road and track cycling coaches at the UCI WCC satellite centre in New Delhi, India, a course for MTB coaches in Chainat, Thailand, a track cycling development programme in Mongolia and an Elite National Commissaires course delivered in Tehran, Iran, in February.



CONFEDERATION AFRICAINE DE CYCLISME

With the previous CAC Congress having been held in August 2015 in South Africa, and the next one scheduled for February 2017 in Egypt, only an extraordinary meeting of the Continental Confederation's Management Committee was held in 2016.

Women's cycling has made a breakthrough in Africa, not only with the interest expressed by athletes and the willingness of the CAC to help them to progress, but also in terms of governance. Two women were elected to serve as President of their National Federation: Ms. Hadja Aminata Mara in Guinea and Ms. Cremilde Rangel in Angola.

The African continent, where cycling continues to develop across all disciplines, has also seen its importance grow at an institutional level. Indeed, the revised version of the UCI Constitution adopted by the Congress which met in Doha in October provides for a broader representation of Continental Confederations on the UCI Management Committee (two members for each Continental Confederation). Furthermore, with the aim of promoting a more balanced representation of the different parts of the world, the number of voting delegates from the African Confederation at the UCI Congress has been increased from seven to nine. This new regulation will apply from the 2017 UCI Congress.

Road cycling is steadily growing on the African continent - the UCI Africa Tour calendar welcomes new stage races each year, including the Tour of Ethiopia, which made its first appearance on the UCI International Calendar in 2016. The longer-standing Tour of Rwanda caught the imagination of fans throughout the world thanks to the rows of spectators gathered at the roadsides to see the cyclists come past. The South African UCI WorldTeam Dimension Data is now part of international elite world road cycling and, for the first time, with Tsigabu Gebremariam, Ethiopia saw one of its riders compete on the roads of the Tour de France.

Para-cycling is progressing very well in Africa in general, and in South Africa in particular. Following the hosting of a UCI Para-cycling Road World Cup event in Pietermaritzburg in May, the South African para-cyclist Ernst van Dyk won the gold medal at the

Rio 2016 Paralympic Games in the Men's Road Race H5 category.

While the UCI World Cycling Centre in Aigle continues to welcome several African athletes, the UCI WCC satellite centre located in Potchefstroom, South Africa, remains a hub of cycling in Africa. Its mission is to develop and improve the level of cycling races across the continent and to prepare African riders for international competitions. The centre is also involved in the organisation of talent scouting programmes in different African countries.

The African Road Championships took place in February 2016 in Morocco, while construction work on a brand new velodrome in Cairo, Egypt, neared completion; the complex is made up of a 250-metre wooden track and a BMX track.

In 2016, CAC launched a completely revamped website - bilingual in French and English - in order to improve access to the information it publishes for all of its National Federations.

Thanks to the Continental Confederations' Project Development Fund, used to benefit the development of National Federations, CAC was able to implement several projects, including two training courses for Commissaires (one in English in Ethiopia during August and one in French in Côte d'Ivoire during September). Given the growing number of events, it is imperative that enough officials are trained to manage races and oversee the correct application of the regulations.

Dr Mohamed Wagih Azzam, President of CAC, received the UCI Merit Award at the UCI Congress in Doha, in recognition of his contribution to cycling over the years. Dr Azzam has dedicated his life to cycling, firstly as a rider on the Egyptian national team, then becoming a UCI International Commissaire in 1991. He is also President of his National Federation, and occupied the post of Secretary-General of the Egyptian Olympic Committee between 2008 and 2012. Since his election as President of CAC in 2005, the number of affiliated National Federations has grown from 16 to 49. He also serves as a UCI Vice-President.

OCEANIA CYCLING CONFEDERATION

Comprising five National Federations, the Oceania Cycling Confederation demonstrates perpetual energy to promote cycling across the whole continent. Australia is still leading the way with the Santos Tour Down Under as part of the UCI WorldTour; coming at the very beginning of the season on the UCI International Calendar, the event attracts the cream of world cycling. The same goes for Mountain Bike, with a leg of the UCI Mountain Bike World Cup presented by Shimano welcoming the best athletes in this specialty to Cairns in April 2016. The velodrome in Cambridge, New Zealand, hosted a round of UCI Track Cycling World Cup in December 2015.

Despite its small geographical area, the National Federation of Guam has seen cycling flourish across the territory. In 2016, for the first time, Guam sent athletes to the Oceania Road Championships in Bendigo, Australia, as well as to the Oceania Mountain Bike Championships in Queenstown, New Zealand. Thanks to his excellent performance at this event, Guam's Peter Lombard qualified for the Rio 2016 Olympic Games. The National Federation of Guam, a country where Cycling for All is gathering more and more participants, has also made a special effort to develop women's cycling. The National Federation of Fiji has a dozen events registered on their national calendar, including the Tour of Fiji, which made its comeback after an absence of several years. The federation was chosen by the IOC to participate in the Women's Cycling Development Programme in Oceania.

The OCC Congress took place in January in Adelaide, Australia, with 16 delegates representing 5 nations in attendance. After reporting on the previous year, the President of the OCC, Ms. Tracey Gaudry, proposed a plan and a development strategy for the future of cycling in the Oceania Confederation. Later in the season, an extraordinary general meeting was arranged with a view to adopting a new constitution, in line with the revised UCI Constitution.

On the eve of the Congress, in January, the delegates present in Adelaide participated in the UCI Sharing Platform. The reform of professional cycling, women's cycling, new technologies, and the possibilities offered by the UCI WCC were all presented and then the National Federations covered the activities undertaken in their countries.

During the Rio 2016 Olympics, New Zealand's Sarah Walker, triple UCI BMX World Champion and silver medallist at the London 2012 Olympic Games, was voted by the IOC onto its Athletes' Commission.

During the UCI Congress in Doha, Mr Peter Bartels received the UCI Merit Award to reward him for his continuous work in developing cycling in Australia and right across the continent of Oceania. A former track cyclist and member of the Australian national team, Peter Bartels played a crucial role in the cycling administration of his country for over twenty years. He was also Director of the Organising Committee of the 2006 Commonwealth Games.

NATIONAL FEDERATIONS

Each National Federation is responsible for organising and developing cycling in its territory.

We had the pleasure of welcoming two new members to the global cycling family; the affiliation of the Federations of Dominica and Tajikistan to the Union Cycliste Internationale at the 2016 Congress bringing the number of UCI member federations to 186.

With the National Federations at the heart of the UCI, we are striving to maintain direct contact with each one, and we are always happy to receive information, opinions and suggestions. In November 2016, we conducted a new survey amongst National Federations, this time entirely dedicated to their involvement in the development of women's cycling. The results will allow the UCI to better understand and analyse the development strategies that are in place; best practices can then be shared with all National Federations.

The UCI would like to thank the Continental Confederations and the National Federations for their contribution to cycling and for their unwavering support throughout 2016.

A YEAR OF SPORT AND EVENTS





ROAD CYCLING

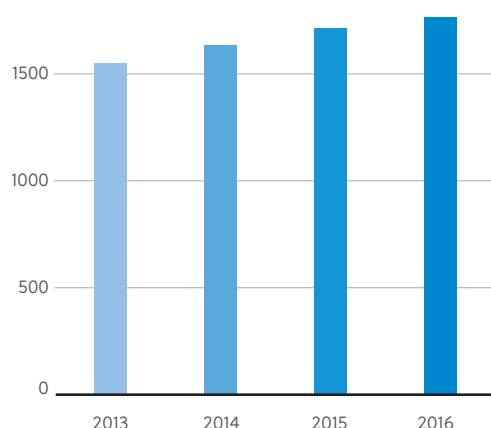
Road cycling continues to embrace development and modernisation

2016 was full of highlights for the discipline - we had the magnificent Olympic events in Rio which gave road cycling huge global exposure, the first-ever edition of the UCI Women's WorldTour, which provides further evidence of the continued advances in women's cycling, and the second world title for Peter Sagan during the UCI Road World Championships in Doha, Qatar, to name but three.

UCI INTERNATIONAL ROAD CALENDAR

In 2016, a total of 634 events covering 1,763 days of racing were registered on the UCI International Road Calendar. Although the majority of them were held in Europe (466), a significant number of high-level events also took place on the other four continents (not to mention the events registered on the National Federations' calendars): 34 events were held in Africa, 69 in the Americas, 46 in Asia, and 19 in Oceania.

CHANGES IN THE NUMBER OF RACING DAYS ON THE UCI INTERNATIONAL ROAD CALENDAR



UCI-REGISTERED TEAMS

One positive in 2016 was the increase in the number of teams registered with the UCI in several categories. The number of UCI Professional Continental Teams increased to 23, the highest figure for five years, the number of UCI Women's Teams rose to 40 (one more than the previous year), and all available places were taken on the UCI WorldTour (18 UCI WorldTeams).

The progression in the diversity of registered teams' geographical origins, whatever their category, has been significant. For example, Kenya registered a road team for the first time. However, cycling's globalisation is not limited to the number of nationalities represented by the riders; it also concerns the team managers and sponsors wishing to invest in ambitious long-term projects.

CHANGES IN THE NUMBER OF UCI-REGISTERED ROAD TEAMS

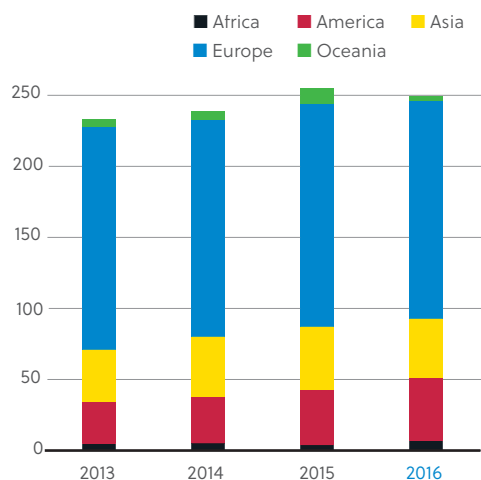
| | 2012 | 2013 | 2014 | 2015 | 2016 |
|------------------------------------|------------|------------|------------|------------|------------|
| UCI WorldTeams | 18 | 19 | 18 | 17 | 18 |
| UCI Continental Professional Teams | 22 | 20 | 17 | 20 | 23 |
| UCI Continental Teams | 152 | 159 | 173 | 179 | 168 |
| UCI Women's Teams | 37 | 35 | 31 | 39 | 40 |
| TOTAL | 229 | 233 | 239 | 255 | 249 |



DE **RONDE** DE



GEOGRAPHICAL DISTRIBUTION OF UCI-REGISTERED ROAD TEAMS



UCI CYCLING GALA

The 2nd edition of the UCI Cycling Gala was organised, just like the first, by the Abu Dhabi Sports Council and the National Federation of the United Arab Emirates, in collaboration with RCS Sports. Twenty-four winners, including the best riders, teams and nations in the world - who stood out in 2016 in the UCI WorldTour, the UCI Women's WorldTour, and at the Olympic Games, the Paralympic Games, and the UCI Road World Championships - were awarded trophies at a fantastic ceremony.

As the concluding act of the season, the UCI Cycling Gala ended a very busy month of October, when the international cycling world converged on the Middle East for the UCI Road World Championships and the Abu Dhabi Tour, which was celebrating the news of its inclusion in the UCI WorldTour from 2017.

The UCI would like to thank the Abu Dhabi Sports Council for its outstanding commitment to the UCI Cycling Gala in 2015 and 2016.

One highlight of the evening was the presence of one of the current stars of Road Cycling, Slovakia's Peter Sagan, who became the sixth rider in history to win the world title two years in a row. His female counterpart, Denmark's Amalie Dideriksen, added her rainbow jersey as an Elite rider to the two she won as a Junior in 2013 and 2014.

TESTS FOR TECHNOLOGICAL FRAUD

Since the beginning of the 2016 season, the UCI has been deploying a new method of detection by

scanning bikes for potentially concealed motors. This tool, which uses magnetic resistance technology, has enabled the UCI to test more than 18,500 bikes during road events throughout the year. In particular, various tests were carried out during the Rio Olympic Games and the UCI Road World Championships.

IMPROVED RACE SAFETY

In 2016, the UCI introduced new, tougher regulations covering the conduct of anyone driving a car or riding a motorcycle during a road race, in order to improve the safety of riders, spectators and other vehicles. Any driver who violates the rules or acts negligently may be penalised. The UCI also introduced, at the beginning of the year, an Extreme Weather Protocol that aims to protect the health, and improve the safety, of riders. The UCI has also recruited experienced Technical Advisors, who are regularly deployed to races to assess their progress in terms of safety improvements. Specific measures were taken for the 2016 UCI Road World Championships (road improvement works in particular). Finally, the UCI has been working on a Race Caravan Guide, which was due to be published in early 2017.

CHANGE TO EQUIPMENT REGULATIONS

Several points in the technical regulations were modified during the year, particularly those concerning saddle tilt, the "3:1 rule" (to allow more innovation in the design of the forks and seat stays) and wheel tests (introduction of a new safety test that is more suited to competition equipment). Tests on disk brakes at road races were also implemented and carried out.

RIO 2016 OLYMPIC GAMES

The road events at the Rio 2016 Olympic Games, in Brazil, lived up to expectations, with lavish landscapes, magnificent views and demanding routes. Beginning at the famous Copacabana beach and passing through the districts of Ipanema and Barra, the road races also offered up a 2km paved area, climbs whose inclines and length were reminiscent of the Ardennes Classics, and coastal roads exposed to side winds, similar to many Flemish and Dutch races. Add to that narrow forest roads and a perfect launchpad for decisive attacks, the Vista China climb - in short, it had all the ingredients to favour riders with the most strings to their bows.

The men's events were held on 6th-10th August, with 144 riders from 63 countries, while 68 women from 38 countries took part in their own specific events, held



for the first time on the South American continent. Countries such as Laos People's Democratic Republic, Kosovo, and the Dominican Republic made their debuts on the Olympic cycling scene - further proof of the appeal of cycling in countries all over the world.

Kristin Armstrong (USA) has now won three gold medals in three consecutive Olympic individual time trial events.

Fabian Cancellara (SUI) brought the curtain down on an extraordinary career, and the joy that came from his victory in the individual time trial was the icing on the cake for one of the most prolific Classic riders of his generation. 'Spartacus', as he is nicknamed, said: "In the year of my retirement from the sport, I had no intention of just making up the numbers."

Anna van der Breggen showed her enormous talent and continued the winning tradition of Dutch cyclists in road race events by completing a stunning victory, beating her fellow breakaway riders in a sprint finish.

Greg van Avermaet confounded pre-race forecasts, which had predicted that the route would favour a climber of the calibre of Chris Froome (GBR) or Alberto Contador (ESP). In 2016, van Avermaet had won several UCI WorldTour races, and in the best physical condition of his life during the last climb, the Belgian was the fastest in the field at the finish. On crossing the line, he said: "This is the pinnacle of my career so far, and of my entire career, full stop. Nothing can top what has happened to me."

Road races recorded the highest audiences of all cycling events during the Games. This result was achieved in part thanks to the number of territories broadcasting the races: 59 of the 73 main broadcast territories showed the Road competitions, representing a 23% growth compared to the London 2012 Olympic Games. The audience peak for the discipline was 146 million viewers and, on average, each minute of the road races was followed by 54 million people globally (a 125% growth compared to 2012), higher than any other sport scored in 2012.

2016 UCI ROAD WORLD CHAMPIONSHIPS

The 2016 UCI Road World Championships, the discipline's first World Championships to be held in the Middle East, took place in Doha, Qatar, on 9th-16th October 2016. Having hosted 15 editions of the Tour of Qatar in its desert and wind-sculpted landscapes, this small state in the north-eastern tip of the Arabian peninsula is well known in the international peloton.

A record number of National Federations made the trip to Doha. For some, it was their first experience at this level - the largest annual UCI event on the calendar – and among the 85 Federations in attendance were Vietnam, Macao (China), Kosovo, India, and Aruba.

PARTICIPATION BY NATIONS

| Florence 2013 | Ponferrada 2014 | Richmond 2015 | Doha 2016 |
|------------------|--------------------|------------------|--------------|
| 76 nations | 70 nations | 77 nations | 85 nations |

In accordance with the UCI's commitment to equality between the genders, equal prize money was distributed to Men and Women at the UCI Road World Championships in Doha. This is now also the case at all UCI World Championships across all disciplines.

The event was broadcast live on the UCI's YouTube channel (tv.uci.ch). The 25 published videos generated a total of 714,000 views and twenty-nine videos were also published on Facebook, generating more than 648,700 views.

The event was a great success on social media; large audience increases on Instagram and on Facebook were seen during October.

2016 UCI WORLDTOUR

The UCI WorldTour covers the most prestigious one-day and stage races of the season - most notably the Classics and the Grand Tours - plus the best teams and the best riders in the world.

Points are awarded throughout the season, and at the end of the season the rider, team and nation leading their respective rankings are rewarded.

In 2016, 18 UCI WorldTeams took part in the 27 events held across three continents.

An indication of the development of cycling in Africa, in 2016 the UCI WorldTour saw UCI WorldTeam status awarded to a team from this continent for the first

time, Team Dimension Data, bringing the total number to 18 again. With a new title sponsor and guaranteed to participate in the world's biggest races with a team partly consisting of African riders, Team Dimension Data has not forgotten its roots, nor its original mission; in parallel, it runs a UCI Continental Team consisting exclusively of African riders, which participates principally in the UCI Africa Tour and the UCI Europe Tour. The UCI WorldTeam has big ambitions and is led by Mark Cavendish, who brought them several victories in 2016, including four stages of the Tour de France.

The 2016 UCI WorldTour individual ranking was won by Peter Sagan, ahead of Chris Froome (2nd) and Nairo Quintana (3rd), at the end of a season that saw the versatile Slovak honour to his 2015 UCI World Champion Rainbow Jersey with wins at the Grand Prix Cycliste de Québec, in two stages of the Eneco Tour, three stages of the Tour de France, two stages of the Tour of Switzerland and two Classics - the Tour of Flanders and 'Gent-Wevelgem in Flanders Fields' (not to mention his second consecutive UCI World Champion title).

Team Movistar was once again victorious by winning the UCI WorldTour team ranking for the fourth consecutive time, while Spain finished first in the nations ranking.

The UCI WorldTour will undergo significant changes in 2017. It will encompass 37 events (in 15 countries), including 10 newcomers to the series. There will also be - alongside the three Grand Tours - 14 stage races and 20 one-day races. The addition of new, high-quality races in different parts of the world will bring a new dimension to the flagship series in men's professional road cycling, which will now travel through Asia, Oceania, Europe, the Middle East and North America.

For the first time, UCI WorldTeams were obliged to submit the documents required by the Organisational Specifications as part of the annual registration process for teams. These requirements, updated following a broad consultation, cover nine rules that aim to ensure the credibility of the circuit and to ensure that UCI WorldTour riders benefit from a solid support structure. Similarly, the Specifications for Organisers has also been updated, which is particularly important given the number of new UCI WorldTour events in 2017. This will provide a basis for future reference guidelines in areas such as race traffic and TV production.

2016 UCI WOMEN'S WORLDTOUR

The launch of the UCI Women's WorldTour, which replaced the UCI Women Road World Cup, was one of the historic highlights of 2016. The first edition of the series, with its 17 events over three continents and its 35 days of racing in 9 countries, was a great success.

Race organisers showed substantial willingness to come together as part of this series, underpinned by a strong identity and the clear specifications, particularly with regards to high-quality TV production. Consequently, the UCI Women's WorldTour brought together established events such as the Tour of Chongming Island and the Crescent Vårgårda UCI Women's WorldTour, plus relatively recent races like the Amgen Tour of California and La Course by le Tour de France. Furthermore, the series saw an increase in the number of organisers who took the opportunity to organise a high-level Women's race together with a Men's event, such as the Tour of Flanders, the Flèche Wallonne and the Bretagne Classic - Ouest France, especially given the achievable economies of scale. The European races in particular have adopted this format in order to benefit viewers, sponsors, and teams. Also on the UCI Women's WorldTour are races such as Gent-Wevelgem in Flanders Fields, the Strade Bianche, the Prudential Ride London and the Madrid Challenge by La Vuelta. Almost all of the events in the now-defunct UCI World Cup – such as Trofeo Binda, UCI Women's WorldTour Ronde Van Drenthe, and Crescent Vårgårda Team Time Trial - showed enthusiasm for the idea of integrating into the new series. The UCI Women's WorldTour was also able to host stage races on its calendar, for example the Aviva Women's Tour and the Giro d'Italia Internazionale Femminile.

For its first edition, the UCI Women's WorldTour received exceptional TV coverage: nine races broadcast live, five having produced 'highlights' programmes more than 30 minutes long, and two which broadcast the finish of the Women's competition as well as its awards ceremony during the Men's race.

With more than 310 hours of cumulative broadcast time, the UCI Women's WorldTour drew a cumulative audience of nearly 90 million viewers. These figures show that there is a real demand for this type of programme, justifying the need for more investment to ensure that more races in the series can also benefit from TV coverage.

Anxious to allow the public to follow the series through modern media channels, the UCI has invested

significant resources in the coverage of the UCI Women's WorldTour on social media.

In this regard, the following exclusive content was offered in 2016: 12 television shows as part of the InCycle programme that were also available on the UCI's social media channels; eight programmes produced by IMG for the UCI that were made available on the UCI's YouTube channel (tv.uci.ch); one episode of InCycle dedicated to the UCI Women's WorldTour at the end of the season; 33 'highlights' programmes produced by IMG and shared on the UCI's social media channels.

History will show that the American Megan Guarnier (Boels Dolmans Cycling Team) finished top of the series' individual ranking, that her team was victorious in the team ranking, and that Poland's Katarzyna Niewiadoma (Rabo-Liv Women Cycling Team) was the Best Young Rider of the year.

TRACK CYCLING

Track cycling has reformed in order to enhance its appeal

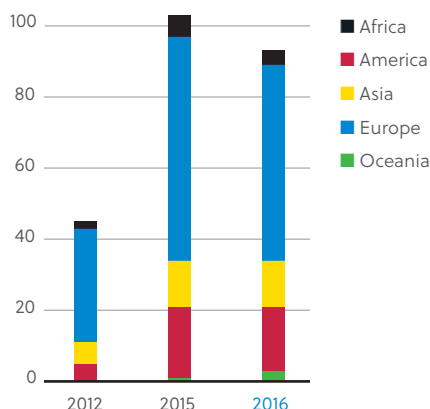
It was immensely popular during the Olympic Games in Rio, and track cycling continues to evolve - in the velodrome, as shown by the two successful attempts at the Women's UCI Hour Record, but also in terms of its regulations, as shown by the introduction of the Women's Madison and the modification of the Omnium programme. The UCI Junior Track Cycling World Championships at the UCI World Cycling Centre - the Federation's headquarters - were a great success, with record participation and several Junior World Records broken.

UCI INTERNATIONAL TRACK CALENDAR

In an Olympic year with the Olympic Games in Rio (Brazil) in August, 2016 also saw the end of the qualification period for the Games with the final leg of the 2015-2016 UCI Track Cycling World Cup in Hong Kong (China) in February, and the UCI Track Cycling World Championships in London (Great Britain) in March.

Because they are qualification periods for forthcoming Olympic Games, pre-Olympic periods are often characterised by a significant increase in the number of events on the UCI International Calendar; Olympic years therefore, logically, show a fall in this regard. This fall was nonetheless fairly modest in 2016 when compared to 2015. In addition, the comparison of the past Olympic year with 2012 (London Olympics) shows that Track Cycling has progressed significantly in the space of one Olympic cycle, with the discipline's calendar increasing from 47 to 93 events. Much can be drawn from examining the figures by continent:

CHANGES IN THE NUMBER OF EVENTS REGISTERED ON THE UCI INTERNATIONAL TRACK CALENDAR



UCI HOUR RECORD TIMED BY TISSOT

While in 2015 the American Molly Shaffer Van Houweling had become the first woman to hold the UCI Hour Record since the modernisation and simplification of the relevant regulations came into effect in 2014, two athletes took on this record (46.273km) in 2016. The Australian Bridie O'Donnell broke the record in January 2016 at the Adelaide Super-Drome, Australia, by covering a distance of 46.882km, then a month later another American, Evelyn Stevens – who rides with the UCI Women's Team Boels-Dolmans Cycling Team - produced a superb performance to improve the Record with a distance of 47.980km at the Colorado Springs Olympic Training Center Velodrome, in the United States.

These two attempts were broadcast live, including via the UCI website.

REFORM OF THE DISCIPLINE

An in-depth analysis of the current situation of Track Cycling, particularly from a technical and commercial development perspective, together with a broad consultation, enabled visions for the long-term development of the discipline to be put forward.

In order to make event formats more exciting for television, fans, and partners, it was necessary to focus on each discipline on the UCI Track World Championships programme, with the aim of making them more appealing and, most importantly, easier to understand. A series of changes has been set out, and it is the Omnium which has undergone the most modifications: it now consists of four events, held across one day, which gives a better balance to the competition programme. Changes were also made to the formats of the sprint and the keirin events.



2016 RIO OLYMPIC GAMES

Following frequent visits to adjust and supervise the final stages of construction of the Olympic Velodrome in Rio, the track was finally able to welcome athletes from 25th July for the official training sessions.

The Olympic competitions began on 11th August and concluded on 16th August. Of the 36 National Olympic Committees who qualified, five won one or more titles: Great Britain, Germany, China, Italy, and Netherlands. The Chinese Women's Sprint team provided their country with its first-ever Olympic gold medal in the discipline, while Elia Viviani gave Italy its first-ever Olympic Omnium title.

After an initial experiment at the 2015 UCI Track Cycling World Championships, followed by development of the technology and extensive test use at the 2016 UCI Track Cycling World Championships, on-board cameras were widely used in all events at the Olympic Games in order to give television viewers a better understanding of the intensity and the speeds that are reached on the track.

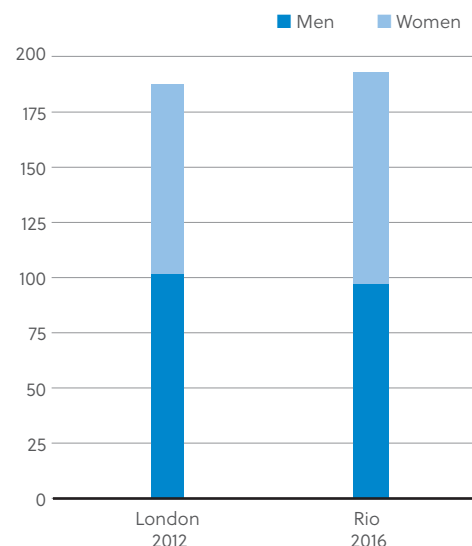
On a sporting level, several new Olympic records were established in Rio:

- Men's Team Sprint: Great Britain, 42.440s
- Women's Team Sprint: China, 31.928s
- Men's Individual Sprint: Jason Kenny (Great Britain), 9.551s
- Women's individual Sprint: Becky James (Great Britain), 10.721s
- Men's Individual Pursuit (Omnium): Lasse Norman Hansen (Denmark), 4:14.982
- Men's Team Pursuit: Great Britain, 3:50.265
- Women's Team Pursuit: Great Britain, 4:10.236

These last two performances also set new world records at the same time.

The discipline moved even closer to parity between men and women in terms of participation at the 2016 Rio Olympic Games, as shown by the comparison with the 2012 London Olympic Games (the same five events were on the programme at both Games):

CHANGES IN THE QUOTAS ALLOCATED TO MEN AND WOMEN



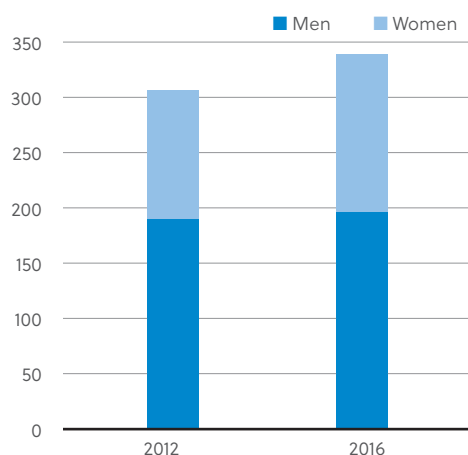
Track Cycling was once again a resounding success during the Olympic Games; its coverage in 60 of the 73 territories covered by the IOC allowed the discipline to make excellent inroads into new markets, and the success of the Chinese Women's sprint team meant a global audience peak of almost 85 million viewers during this competition (including 34 million in China). More than 240 million hours of track cycling were watched in total. The average number of viewers per minute of coverage went from 27 million in 2012 to 42 million in 2016, which represents an increase of over 50% in four years. The discipline was also very popular inside the velodrome, with 99.7% of tickets that went on sale being bought (compared to an Olympic Games average of 75%), and this despite a late opening of the infrastructure and subsequently a late start to ticket sales.

2016 UCI TRACK CYCLING WORLD CHAMPIONSHIPS

The 2016 UCI Track Cycling World Championships took place on 3rd-6th March at the Lee Valley VeloPark in London, Great Britain, and were an enormous success. A comparison of participation levels between the World Championships in London and those in Melbourne (Australia) in 2012 is interesting, because it enables an analysis of the changes between two Olympic cycles.

One additional nation took part in the 2016 UCI Track Cycling World Championships, and the total number of athletes participating increased by more than 10%. Moreover, Women's participation rose by more than 22%, with Men's participation remaining stable. This change moves the discipline closer to achieving equality between Men and Women, in line with the UCI's objective.

CHANGES IN PARTICIPATION AT THE UCI TRACK CYCLING WORLD CHAMPIONSHIPS



The 19 titles available were won by 11 nations, and more than half of the countries present reached the podium; the percentage of nations winning medals also increased by 13% compared to 2012 (22 medal-winning nations out of 43, versus 16 medal-winning nations out of 42).

With no fewer than 52,293 tickets sold for the five days of competition (almost twice as many as in 2015), the 2016 UCI Track Cycling World Championships were the best-attended in history.

In terms of TV coverage, the comparison between 2015 and 2016 shows an increase in the cumulative audience of 11 million viewers (+6.19%); it rose to 181.47 million viewers (versus 169.47 million the previous year). Live broadcasting of the 2016 UCI Track Cycling

World Championships also reached nearly 10 million viewers in a growing number of markets (32 territories, one more than in 2015). The live audience in the United Kingdom increased significantly (+63%), while Poland saw the most spectacular change (+461%); the territories that had the most viewers in 2016 were the United Kingdom, Germany and Poland.

In comparison to the previous edition of the UCI Track Cycling World Championships, television coverage increased by almost 300 hours (a total of 869 hours, including 275 broadcast live), an increase of 52%. The change is principally due to a dramatic increase in Hong Kong (+52%) and Malaysia (+112%), but also to the appearance of new territories such as Brunei and Ireland. In total, 60 broadcasters (48 in 2015) provided TV coverage in 109 countries.

The event was broadcast live on the UCI's YouTube channel (tv.uci.ch). Two exclusive videos were produced during the World Championships: a report on the German rider Kristina Vogel and another introducing track bikes. Once again this year, the UCI was able to count on the collaboration of certain riders to place mounted cameras on the bikes; the images were used to improve the live feed.

On the UCI website, an 18% increase in the number of visits and a 17% increase in the number of unique visitors were recorded in comparison to 2015; the peak visit period was Saturday, with a total of 27,248 visits.

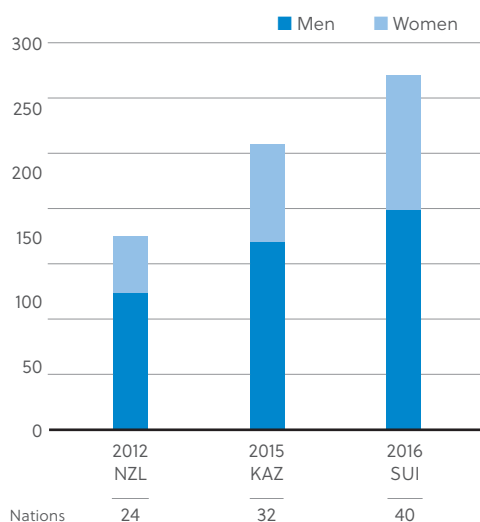
On social media, more than 4,880 posts containing the event's official hashtag #TWC2016 were posted on Instagram, and more than 62,000 on Twitter; Facebook and Twitter saw a significant increase in followers on each platform.

2016 UCI JUNIOR TRACK CYCLING WORLD CHAMPIONSHIPS

The UCI World Cycling Centre in Aigle, Switzerland, organised and hosted the UCI Junior Track Cycling World Championships on 20th-24th July. Some 272 athletes (168 Men and 104 Women) took part in the various events over the five days of competition; this represents record participation in comparison to previous years, with an increase of 21% compared to 2015. Similarly, 40 nations participated in the event held at UCI headquarters, eight more than in 2015.

Track cycling

CHANGES IN PARTICIPATION AT THE UCI JUNIOR TRACK CYCLING WORLD CHAMPIONSHIPS



Sporting performance levels were extremely high, most notably with four Junior World Records:

- Women's 500m Time Trial: Pauline Grabosch (GER), 34.023s
- Men's Team Pursuit: New Zealand, 4:01.409
- Men's 3km Individual Pursuit: Stefan Bisegger (SUI), 3:12.416
- Women's 2km Individual Pursuit: Maria Novolodskaya (RUS), 2:22.410

As his country took part in the UCI Junior Track Cycling World Championships for the very first time, Mongolian rider and UCI WCC trainee Tegshbayar Batsaikhan wrote himself into the history books, not only by simply being there, but also by winning the World title in the Scratch Race, thus becoming his country's first UCI World Champion.

During the 2016 edition, riders in the Women Junior category had, for the first time, the opportunity to participate in the Madison, an event that had previously been reserved for Men. Ten Women's Madison teams competed over a distance of 20km, and it was the Australian team that took victory.

The entire event was covered on social media, in particular through live tweeting, and the competitions were broadcast every day and live on the UCI YouTube channel (tv.uci.ch).

During the event, the UCI and the Cycling Anti-doping Foundation (CADF), in collaboration with the World Anti-Doping Agency (WADA), held a conference entitled 'RideClean' aimed at raising awareness of anti-doping regulations among Junior athletes, and a

social media campaign was led in collaboration with WADA, to increase the visibility of the conference and highlight the Agency's presence throughout the World Championships.

2015-2016 UCI TRACK CYCLING WORLD CUP

The 2015-2016 UCI Track Cycling World Cup consisted of three rounds. The first round took place in late October 2015 in Cali, Colombia (Cali had also hosted the final of the 2014-2015 edition of the World Cup in January 2015), the second round was held in New Zealand for the first time at the new Avantidrome, which was opened in Cambridge in April 2014, and the third and final round took place in Hong Kong, China (where the 2017 UCI Track Cycling World Championships will also be held).

Average participation in rounds of the 2015-2016 UCI Track Cycling World Cup was around 300 athletes. With regards to parity between Men and Women, the average percentage of male athletes taking part in competitions (58%) and that of female athletes (42%) are moving closer to the UCI's target of parity. With the introduction of the Women's Madison from 2017, this gap should be reduced further still.

Each round of the 2015-2016 UCI Track Cycling World Cup was broadcast live on the UCI's YouTube channel (tv.uci.ch).



Valley
MAYOR OF LONDON

STARS IN STRIPES

D to RIO

MISSOT

MOUNTAIN BIKE

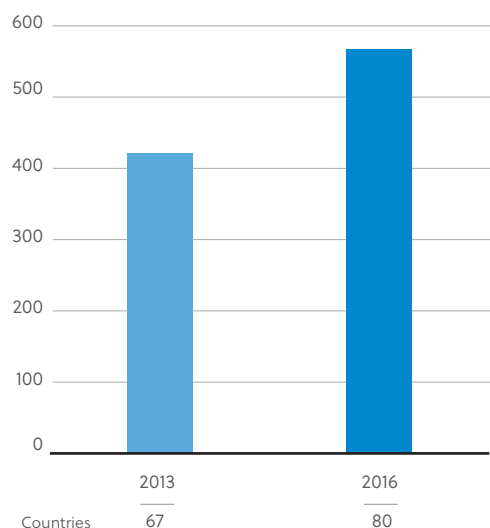
Olympic fireworks for a discipline that continues to grow

Mountain bike is a discipline in rude health, attracting strong and continued interest from all stakeholders year after year. The Olympic events in Rio were undoubtedly the highlight of the season, with outstanding audiences and epic events.

UCI INTERNATIONAL MOUNTAIN BIKE CALENDAR

In 2016, 568 events spread across 80 countries (over all five continents) were registered on the UCI International Mountain Bike Calendar.

CHANGES IN THE NUMBER OF EVENTS REGISTERED ON THE UCI INTERNATIONAL MOUNTAIN BIKE CALENDAR



Cross-country Olympic was the most-represented discipline (265 races) ahead of downhill (115 events); cross-country Marathon totalled 76 events. The numbers are therefore increasing, with the exception of the first discipline, which is normal in an Olympic year as the event does not count towards qualification for the Olympic Games.

The UCI Mountain Bike Marathon Series was introduced in 2011 and at that time included five events, all held in Europe (France, Switzerland, Italy and Austria). Over five years, the series has developed steadily and included 27 events held on all five continents in 2016.

With cross-country Olympic, particular emphasis was placed on the development of events for Juniors, which has resulted in an increase in their number on the UCI International Mountain Bike Calendar. In addition, a rolling UCI ranking has been put in place, following the model of the Elite category, which has reinforced the attractiveness of these races.

UCI MOUNTAIN BIKE TEAMS

In total, 129 teams (compared to 127 in 2013) were registered with the UCI for 2016. As in previous years, 15 Endurance teams (cross-country) and 15 Gravity teams (downhill) were awarded UCI ELITE Mountain Bike status. This is a higher tier that offers its teams different advantages and benefits; in return, the teams are required to register at least one rider into each round of the UCI Mountain Bike World Cup presented by Shimano. Invitations to join this higher tier of teams were issued to the top 12 Endurance teams and the top 12 Gravity teams in a special ranking based on the individual UCI points won by riders up to 31st December 2015. The other three teams in each format were selected by the UCI.

In 2016, 30 countries from all five continents registered at least one team; Luxembourg and Malaysia registered a UCI Mountain Bike Team for the first time, while Mexico returned after a four-year absence.

RIO 2016 OLYMPIC GAMES

Riders from 41 different countries across all continents took part in the Olympic Mountain Bike events held on 20th-21st August in Brazil.

The races followed a 4.85km course laid out in Deodoro Park, comprising an initial loop of 570m and an elevation of 171m per lap. The course was very popular with both riders and spectators, and included many features designed to make it attractive to both of those



groups as well as television viewers, including one long climb, a series of small, tricky climbs, and several rocky sections. In addition, its layout allowed spectators seated in the stands situated at the start/finish area to enjoy excellent views over almost the entire circuit. Despite the rainy weather conditions, almost 11,500 people attended the women's races on the Saturday, and 14,000 attended the men's races on the Sunday. Two UCI World Champions crowned a month earlier in Nové Město na Moravě (Czech Republic) – Switzerland's Nino Schurter and Sweden's Jenny Rissveds – also went on to become Olympic champions.

Fifteen additional countries covered the mountain bike events on television in 2016 compared with 2012, bringing the total to 55 countries. The total audience rose to 67 million television viewers (compared with 55 million four years earlier), with an average 'per-minute' audience of 39 million viewers (compared with 28 million in 2012). The percentage of tickets sold for the event was the highest of all the various cycling disciplines (99.8% of tickets sold).

2016 UCI MOUNTAIN BIKE WORLD CHAMPIONSHIPS

The 2016 UCI Mountain Bike World Championships were separated into two distinct events in 2016: one for the cross-country events, and the other for the downhill events (including four-cross), held on different dates and in different locations. The decision to hold two versions in an Olympic year, for the first time, was taken for the following reasons: to ensure that the UCI World Cross-country Championships remained the discipline's final major event before the Olympic Games; to keep the UCI Downhill World Championships in their traditional September slot in order to avoid shortening the season; to give organisers proposing an exceptional venue the opportunity to host a single-format UCI Mountain Bike World Championships where a double event would not be possible.

The UCI Mountain Bike World Championships - Cross-country took place on 28th June-3rd July in Nové Město na Moravě (Czech Republic), a city that regularly hosts a round of the UCI Mountain Bike World Cup and has been awarded the series' 'Best Event' title five times. The UCI Mountain Bike World Championships - Downhill and Four-Cross took place in Val di Sole, Italy, on 6th-11th September; this host also has significant and successful experience when it comes to UCI events (hosting the discipline's World Championships in 2008 and six rounds of the World Cup since 2006).

2016 UCI MOUNTAIN BIKE WORLD CHAMPIONSHIPS - CROSS-COUNTRY

The UCI Mountain Bike World Championships - Cross-country attracted 448 riders from 52 countries across all five continents for the cross-country Olympic, 57 riders from 18 countries for the cross-country Eliminator, and 16 for the team relay; thirteen countries won medals during these Championships, and also deserving of a mention is Iceland's first participation at this level. The competitions were attended by some 60,000 spectators and television coverage of the event was assured thanks to the production of all races by Česká televize. The Czech Republic's largest public television channel broadcast the races live on ČT Sport, as well as highlights on ČT1 and ČT24. Some 3.3 million viewers watched the event on television in the Czech Republic. In total, 350 hours were broadcast in 94 countries, including 80 hours live, and the cumulative audience amounted to nearly 17.7 million viewers.

In addition, two programmes and fifteen clips were broadcast live on the UCI's YouTube channel (tv.uci.ch). Furthermore, three live programmes were broadcast via Red Bull TV, with the cumulative audience reaching 878,000 viewers.

The results on social media were very good. The audience increase on Twitter was double that of normal. More than 6,850 tweets and 866 Instagram posts containing the hashtag #XCOWorlds were listed, and the @UCI_MTB Twitter account recorded an average of 216,000 visits per day.

The team relay and the cross-country Eliminator were broadcast live on the UCI's YouTube channel (tv.uci.ch). Meanwhile, the cross-country Olympic competitions were broadcast on Red Bull TV.

In the Elite category (cross-country Olympic), the titles were won by future Olympic Champion Nino Schurter (SUI) in the Men's race, and Annika Langvad (DEN) in the Women's race.

2016 UCI MOUNTAIN BIKE WORLD CHAMPIONSHIPS - DOWNHILL AND FOUR-CROSS

The 2016 UCI Mountain Bike World Championships - Downhill and Four-cross attracted 228 riders from 35 countries across all five continents for the downhill, and 58 riders from 14 countries for the four-cross. The competitions were attended by some 15,000 spectators.

The organisers had also hosted the UCI Mountain Bike Masters World Championships a few days earlier (31st August-4th September), a week before the UCI World

Championships - Downhill and Four-cross.

Television coverage of the event was assured by a production partner for the downhill and the four-cross, with live broadcasting of all races by RAI. The Italian public television station broadcast these races live, as well as highlights on Rai Sport 1 and 2. Some 1.3 million viewers followed the event. In total, 212 hours were broadcast in 100 countries, including 81 hours live; the cumulative audience amounted to nearly 13.4 million viewers.

In addition, one programme was broadcast live and sixteen clips were broadcast on the UCI's YouTube channel (tv.uci.ch). Furthermore, one programme was broadcast live and unrestricted via Red Bull TV; here, the cumulative audience for the coverage reached one million people.

These World Championships were an opportunity to test, for the very first time, the novelty of Instagram 'stories' (short-lived photo galleries), which were very well received by fans. A significant number of posts were listed on Instagram and a great many tweets used the hashtag #MTBWorlds. The event also contributed to the impressive increase in the number of fans of the UCI, with new fans on Facebook and followers on Twitter. The final of the four-cross was broadcast live on the UCI's YouTube channel and generated more than 11,820 views. As for the downhill competitions, they were broadcast on Red Bull TV. Two videos were produced around the World Championships: an interview with the 2016 UCI Four-cross World Champion Caroline Buchanan, as well as a presentation of the job of UCI official photographer with the participation of Michal Červený.

In the Elite downhill category, the titles were won by returning British rider Danny Hart in the Men's race, and his compatriot who has dominated the discipline, Rachel Atherton, in the Women's race. In the four-cross, Mitja Ergaver (SLO) and Caroline Buchanan (AUS) took the honours.

2016 UCI MOUNTAIN BIKE MARATHON WORLD CHAMPIONSHIPS

The 2016 UCI Mountain Bike Marathon World Championships were held on 6th June in Laissac, France. They welcomed 198 riders from 36 countries, including first-ever participations from Iceland and Honduras; six countries won medals during the event. The UCI World Championships coincided with the 25th edition of Le Roc Laissagais.

2016 UCI MOUNTAIN BIKE WORLD CUP PRESENTED BY SHIMANO

In 2016, the UCI Mountain Bike World Cup presented by Shimano consisted of nine rounds in eight countries (France, Australia, Germany, Great Britain, Austria, Switzerland, Canada, and Andorra). Each of these hosted either one of the two following disciplines, or both: cross-country Olympic and downhill.

The round in Vallnord (AND) was the 200th in the history of the UCI Mountain Bike World Cup since the beginning of the series, in Bassano del Grappa, Italy, in 1991.

In total, 1,112 riders representing 56 countries (one more than the previous edition) took part in the different categories of the World Cup, with an average participation of almost 370 riders per round.

As in previous years, the UCI assured high-quality coverage of the series thanks to its official media partner Red Bull Media House (RBMH). The World Cup reached an audience of 1.1 million viewers on Red Bull TV during the live broadcasts, added to the 1.8 million views of the on-demand (delayed) videos.

Red Bull TV broadcast 38 hours live, all across the world without geographical restrictions, as well as highlights and various other clips. These programmes are available in several formats - Red Bull TV broadcasts them via its app or its online television channel. Mountain Bike lovers can therefore watch Red Bull TV anytime, anywhere in the world and on all devices, for free.

Some 2.7 million viewers followed the nine rounds of the UCI Mountain Bike World Cup presented by Shimano, by watching either the live broadcasts or the delayed highlights. In total, 48 broadcasters from 94 countries covered the series in different ways: live broadcasts, highlights, news, or summaries; the cumulative TV audience for the coverage reached 44 million.

In sporting terms, the World Cup - won by France's Julien Absalon (cross-country Olympic) and the United States' Aaron Gwin (downhill) in the Elite Men category, and by Canada's Catharine Pendrel (cross-country Olympic) and Great Britain's Rachel Atherton (downhill) in the Elite Women category - is now more than ever the discipline's flagship series for riders, teams, National Federations and fans of Mountain Bike.

BMX

The UCI BMX Freestyle Park World Cup joins the UCI Calendar

Like other Olympic disciplines, BMX was given the best possible global showcase at the Rio 2016 Olympic Games. It also revealed its power to innovate with the advent of the UCI BMX Freestyle Park World Cup, a new competition that consolidates BMX Freestyle's place as an up-and-coming discipline within the UCI, not least as part of the future UCI Urban Cycling World Championships.

THE UCI BMX CALENDAR

The 2016 UCI BMX Calendar featured 137 events in 46 countries, an increase of eight countries over the course of the Olympiad, with events being held in 38 nations in 2012, when London hosted the Olympic Games. Though it is still too early to reveal the figures for the 2017 post-Olympic season, it is already safe to say that the number of events on the calendar and the number of organising countries will both be higher than in 2013, the previous post-Olympic year.

BOOST FOR WOMEN IN CYCLING

2017 has seen a major step towards gender equality in BMX, with equal prize money now being awarded in all categories at all international events.

In terms of female representation in governing and consultative bodies, there was further cause for satisfaction when New Zealand's Sarah Walker, a member of the UCI's BMX Commission and a silver medallist at the London 2012 Olympic Games, was appointed to the International Olympic Committee's (IOC) Athletes' Commission.

BMX FREESTYLE PARK JOINS THE CLUB

As planned, BMX Freestyle Park was welcomed into the UCI fold in 2016. The UCI BMX Freestyle Park World Cup was held for the very first time, and the UCI is also organising the first World Championships in the discipline, which will form part of the 2017 UCI Urban Cycling World Championships.

UCI BMX SUPERCROSS WORLD CUP FORMAT REWORKED

Following a lengthy consultation in which the main stakeholders (the riders, national teams, sponsors and organisers) expressed their opinions, the UCI BMX Supercross World Cup format was changed with a view to making it more attractive to teams and to making the competition format easier to understand for

spectators and viewers. The changes were introduced as the start of the 2017 season and can be seen as a significant step forward in the development of the discipline.

As part of the new event format, each World Cup round will feature two separate days of racing, offering riders increased opportunities to collect points and win prize money.

Time trial qualifying rounds have been replaced by elimination heats: the first four riders in each heat qualify for the next, while the four other riders are eliminated. This format makes the competition easy to follow from the first race through to the final.

The competition format is the same on both days, and riders are required to participate in the weekend's two rounds.

RIO 2016 OLYMPIC GAMES

Though the venue and the track posed their fair share of problems in the lead up to the Games, the Olympic BMX competitions went off without a hitch and proved to be a major success, with more than one observer stating that they were among the highlights of Rio 2016. Boasting a total capacity of 7,500, the impressive stands of the superb BMX track were virtually full throughout all three days of competition.

Racing took place on 17th-19th August, with 32 men from 21 countries and 16 women from 13 countries taking part and with every continent being represented. The bronze medal in the women's event went to a UCI World Cycling Centre trainee, Stefany Hernandez of Venezuela, who finished behind Colombia's Mariana Pajon and the USA's Alise Post.



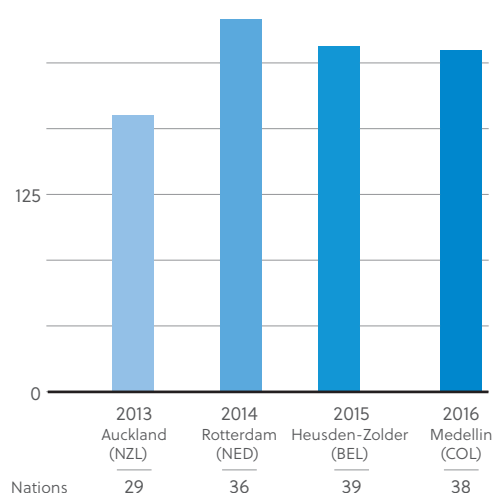
The BMX events attracted a total television audience of 90 million viewers, with the highest audience for a single event being 22 million viewers, recorded in Brazil. The women's competitions registered higher audiences than the men's, reflecting the high level of interest in the discipline in the South American media and the appeal of the continent's star rider Mariana Pajon. Some 56 countries broadcast coverage of the BMX events (compared to 41 in 2012), an indication of just how much the discipline is growing in popularity.

2016 UCI BMX WORLD CHAMPIONSHIPS

The 2016 UCI BMX World Championships were held in Medellin, Colombia, on 25th-29th May, the first time they have been staged in South America since 2006, when the Brazilian city of Sao Paulo provided the venue.

In total 2,360 riders from 46 nations took part in the event, with 216 from 38 countries competing in the World Championships proper and 2,144 from 36 countries participating in the Challenge class.

PARTICIPATION NUMBERS AT THE UCI BMX WORLD CHAMPIONSHIPS



Among the worthy winners were Niek Kimmann (NED) and Caroline Buchanan (AUS) in the Elite time trials, and Joris Daudet (FRA) and Mariana Pajon (COL) in the Elite race events.

A total of 16,000 spectators attended the five-day competition.

Coverage of the 2016 UCI BMX World Championships was provided by RCN, Colombia's leading public broadcaster. As well as streaming the event live on its digital platforms, RCN also broadcast competition highlights and the semi-finals and finals live on TV, allowing some 1.4 million viewers across Colombia to follow the event. On a world scale, 130 hours (including 44 hours live) were broadcast to 96 countries. The cumulated television audience was some 10.3 million.

Live coverage was also provided on the UCI's YouTube channel (tv.uci.ch), in countries not subject to territorial restrictions. The UCI also put together highlight reels of the World Championships, with the platform attracting a total audience of 220,000.

Compared to 2015, the UCI website registered a 12% increase in unique visitors and a 7% increase in sessions during the UCI BMX World Championships. The traffic peaked on the Sunday, the final day of competition.

The Worlds also proved a major success on social media, generating twice as much traffic as usual on Twitter and registering a very heartening increase in the number of followers on Facebook. The event also saw the UCI launch its Snapchat account, while the hashtag #BMXWorlds was widely used on Twitter and Instagram.

2016 UCI BMX SUPERCROSS WORLD CUP

The 2016 UCI BMX Supercross World Cup comprised five rounds: Santiago del Estero (Argentina), Manchester (UK), Papendal (Netherlands), Rock Hill (USA) and Sarasota (USA).

Every round was streamed on bmxlivetv.com, with the Santiago del Estero round attracting some 220,000 internet users, the highest audience of the season.

Corben Sharrah (USA) won the overall men's title, with Laura Smulders (NED) taking the honours in the women's.

The five events on the calendar attracted 20,000 spectators in total, 6,000 of them at Santiago del Estero alone. Opening the season for the second time, after 2014, the Argentinian round was also voted the best event of the season, an accolade due in the main to superb organisation, large crowds (who filled the stands) and a wonderful atmosphere.



2016 UCI BMX FREESTYLE PARK WORLD CUP

2016 saw a UCI World Cup series dedicated to BMX Freestyle Park, with five rounds featuring on the calendar, each attracting large crowds: Montpellier (France), Osijek (Croatia), Denver (USA), Edmonton (Canada) and Chengdu (China). Battling their way through qualifying heats, the 12 best riders faced off in the finals at each round, which were streamed live online.

An average of 68 riders competed at each round, with the average number of nations represented totalling 13.

The men's competition produced an exciting duel between Venezuela's Daniel Dhers and Australia's Logan Martin. The two were virtually tied on points heading into the final round in Chengdu, where Martin finished ahead of Dhers to land the overall title.

In the women's competition, meanwhile, 15-year-old Hannah Roberts of the USA was in a class of her own throughout the season, thanks to her backflips, tailwhips, 540 spins, no-handers and barspins, a set of tricks that will make her the one to watch when the UCI BMX Freestyle Park World Cup returns for a second time in 2017.

PARA-CYCLING

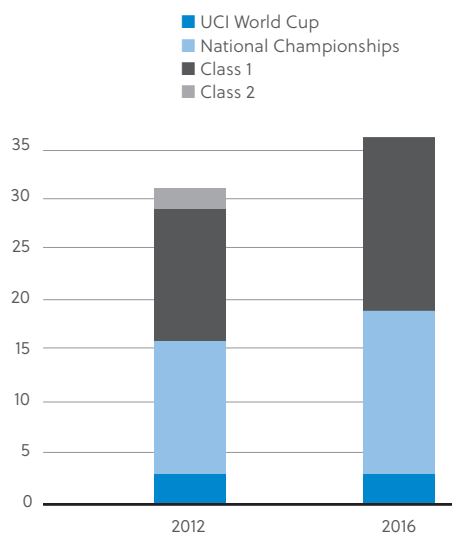
Rio 2016 success augurs well for the future of para-cycling

Para-cycling enjoyed a 2016 to remember. While the Rio 2016 Paralympic Games saw the discipline cement its position as the most popular of Para sports, the UCI World Championships attracted record numbers of participants, with the year also seeing the very first official UCI Para-cycling Hour Record set.

UCI PARA-CYCLING INTERNATIONAL CALENDAR

In comparison with 2012, the previous Paralympic year, the number of events registered on the UCI Para-cycling Calendar increased significantly in 2016, from 31 to 36. This growth of more than 16% reflects the progress the discipline made in the course of a single Olympiad and can be explained by the increase in the number of national championships and Class 1 events.

GROWTH IN THE NUMBER OF PARA-CYCLING EVENTS BY EVENT CLASSES

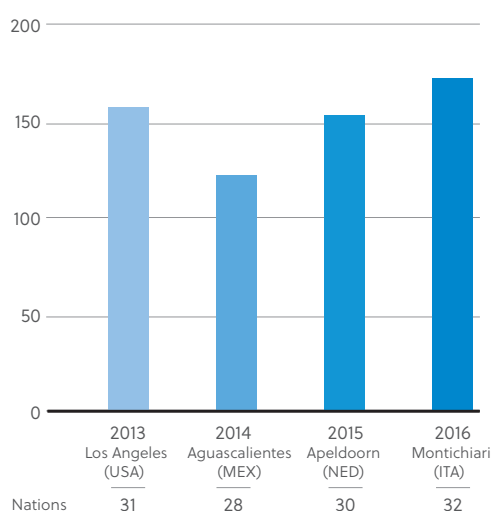


Para-cycling is a very popular discipline in Europe, with the continent hosting a little over half of the races on the UCI Para-cycling Calendar in 2016. Athletes competed in races on all five continents, however, with Asia and Oceania joint second on the list, each hosting 16% of the total number of events, followed by the Americas and Africa.

GROWTH IN PARTICIPATION

Participation in the UCI Para-cycling Track World Championships has never been as high, with the edition in Montichiari, Italy, setting new records in terms of both the number of athletes and nations taking part. The UCI's aim is to ensure this growing trend continues, while also increasing the number of international events on the UCI Para-cycling Calendar. Ultimately, this will give athletes more opportunities to compete and improve in preparation for the Paralympic Games Tokyo 2020.

PARTICIPATION NUMBERS AT THE UCI PARA-CYCLING TRACK WORLD CHAMPIONSHIPS



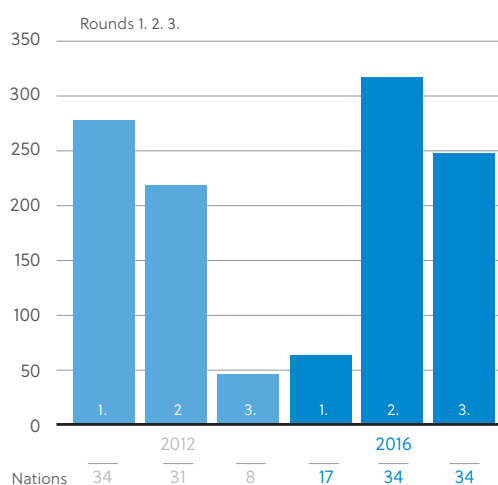
Since its creation, the UCI Para-cycling Road World Cup has generated an increasing amount of interest among riders and nations, becoming in the process an essential event for any athlete looking to break into international para-cycling.



A comparison of the 2012 and 2016 UCI Para-cycling Road World Cup seasons (both of which were Paralympic years) reveals how much the event has grown. While the average number of participants taking part in the three rounds in 2012 was 178 (representing an average of 24 nations), that figure rose to 207 athletes (from 28 countries) in 2016.

By way of a comparison, 62 riders from 17 countries travelled to Pietermaritzburg in South Africa for one of the 2016 rounds, an increase of 38% in participation numbers on the round held in Baie-Comeau in Canada in 2012.

PARTICIPATION NUMBERS IN THE VARIOUS ROUNDS OF THE UCI PARA-CYCLING ROAD WORLD CUP



UCI PARA-CYCLING HOUR RECORD

2016 saw Ireland's Colin Lynch (C2) make a historic first officially sanctioned attempt on the UCI Para-cycling Hour Record, following rule changes that came into effect on 1 January 2016. Lynch set a new record distance of 43.133km, some 2.102km more than the previous best, set by Laurent Thirionet in 1999.

TRAINING CAMPS AT THE UCI WORLD CYCLING CENTRE

With a view to developing track para-cycling, the UCI, in conjunction with its World Cycling Centre (WCC), has been organising regular track training camps in Aigle, Switzerland, since 2015. In accepting invitations

to train at the WCC, para-cyclists have their costs paid. Two such training camps were held in 2016 – the first of them in March, just before the UCI Para-cycling Track World Championships in Montichiari; and the second in November. A total of 14 athletes from nine countries took part. Unfortunately, most of them do not have the opportunity to train in their countries, either because they do not have the money to do so or because there are no velodromes near to where they live. In providing them with access to high-level training, the UCI gives these paracyclists a grounding in track competitions and in the tools they need to improve and develop. Further camps will be organised in 2017, including one in Africa prior to the UCI Para-cycling Road World Championships, to be held in Pietermaritzburg, South Africa.

RIO 2016 PARALYMPIC GAMES

The highlight of 2016 was, without question, the Paralympic Games in Rio, Brazil.

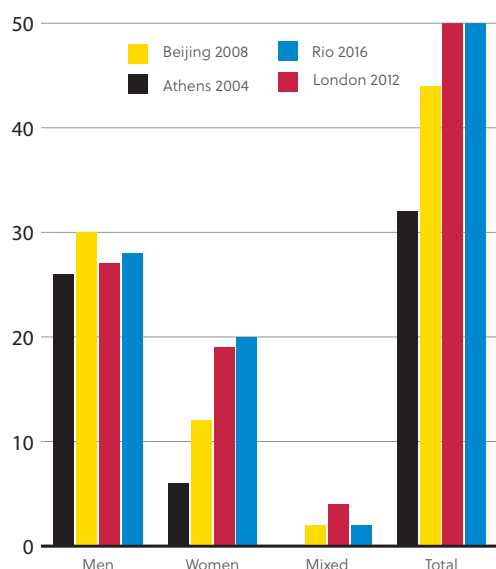
The track competitions were held at the Olympic Velodrome on 8-11 September, while the road competitions took place in the Pontal region on 14-17 September. The track events proved to be a great success and attracted large, enthusiastic crowds who filled the stands throughout the four days of the competition. Performances on the track were equally impressive, with ten new world records and 11 Paralympic records being set.

The road competitions took place on five circuits that flanked the ocean and offered stunning views of the beaches of Grumari and Macumba. The main 45km circuit, which was used for the men's and women's B and C4-5 races, followed the same roads as those used for the Olympic time trial. A demanding, undulating route, it invariably saw the leading riders break away and open up significant gaps over the rest. Though they found the circuit challenging, competitors were all agreed on the success of the events, which were tragically overshadowed by the death of Iranian rider Bahman Golbarnezhad, to whom the UCI once again wishes to pay tribute here.

In terms of participation, some 150 places were available to male competitors at Rio 2016, while the

number of women riders rose to 80, some ten more than at London 2012. That increase, from 31% of the total number of participants to 34%, reflects the UCI's strategy for developing women's cycling. Though the same number of medals were awarded as at London 2012, it was decided, following a review, that more should be presented to women. As a result, the men's events accounted for 56% of the medals awarded at Rio 2016, the women's events 40% and the mixed events 4%, as opposed to 54%, 38% and 8% respectively at London 2012.

NUMBER OF MEDALS AWARDED AT THE PARALYMPIC GAMES AND THEIR BREAKDOWN BY GENDER



2016 UCI PARA-CYCLING TRACK WORLD CHAMPIONSHIPS

The 2016 UCI Para-cycling Track World Championships were held in Montichiari, Italy, on 17-20 March, with 172 riders from 32 nations taking part, a competition record and an increase of 13% on the previous year's World Championships in Apeldoorn, the Netherlands. These figures are cause for celebration and reflect the growth of track para-cycling. In total, 51 female athletes took to the start line in the various events, an increase of over 10% on 2015 and a figure that accounted for nearly a third of the overall field.

No fewer than ten world records were broken in Montichiari, a feat made all the more remarkable by the fact that the previous records were all set on what is

regarded as an exceptionally fast track. The scratch race proved a major success, attracting a larger field than in Apeldoorn, with qualification rounds being introduced for the very first time in the men's event. In total, some 30 riders lined up in the MC1-3 scratch race – six more than in 2015 – while 28 contested the MC4-5 – an increase of five riders on the previous year.

The UCI produced two behind-the-scenes videos at the 2016 Para-cycling Track World Championships: one on the British rider Jody Cundy and the other on the 1km time trial. Both were broadcast on the UCI's YouTube channel (tv.uci.ch).

There were no UCI Para-cycling Road World Championships in 2016, as it was a Paralympic year. In order to boost the promotion of the discipline, however, the UCI has decided to end this practice from 2020, when the Belgian city of Ostend will host the championships.

2016 UCI PARA-CYCLING ROAD WORLD CUP

The 2016 UCI Para-cycling Road World Cup comprised three rounds, held in Pietermaritzburg (South Africa), Ostend (Belgium), and Bilbao (Spain).

The Pietermaritzburg round was the second time the Para-cycling World Cup has come to Africa, the South African city having hosted the final leg of the 2015 season. The city will also provide the venue for the 2017 UCI Para-cycling Road World Championships, to be held on the very same routes.

Ostend attracted the biggest field of the season, with 314 athletes lining up in total. The Belgian city will also host rounds of the UCI Para-cycling Road World Cup in 2017, 2018 and 2019, and will provide the venue for the 2020 UCI Para-cycling Road World Championships. This will be the first time that the event will be staged in a Paralympic year since Para-cycling came under the auspices of the UCI. From 2020, UCI World Championships in the discipline will be staged on an annual basis.

The final of the 2016 UCI Para-cycling Road World Cup was held in four towns and cities in the Basque country in Spain: Vitoria-Gasteiz, Elorrio, Mungia and Bilbao. The organisers, who were celebrating the 20th anniversary of their event, are among the most experienced organisers on the UCI Para-cycling Calendar.

CYCLO-CROSS

Cyclo-cross is developing its women's competitions and international position

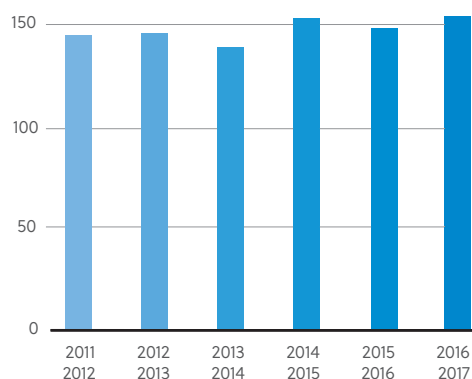
Although it is a traditional discipline, cyclo-cross is constantly developing. There are several facts evidencing this: a participation record at the UCI World Championships, a new North American round on the World Cup calendar and a new title sponsor, Telenet. One of the most spectacular developments is perhaps the increase in the strength of women's cyclo-cross.

UCI INTERNATIONAL CYCLO-CROSS CALENDAR

The number of events registered on the UCI International Cyclo-cross Calendar has shown good growth over the past six seasons.

The number of nations hosting National Championships is also solid, and all of these nations are now hosting a Women's National Championships. In addition, of the 27 countries hosting National Championships, 15 are now hosting a Women's Under 23 National Championships (for ages 17 to 22), which is a clear sign of future growth for the Women Elite category.

NUMBER OF EVENTS ON THE UCI CYCLO-CROSS INTERNATIONAL CALENDAR



The United States of America has the highest number of events (45), using a different model to the European events, with mass participation events increasingly held in parallel with the Elite events.

Eight UCI-recognised series take place in the eight most active nations on the UCI International Cyclo-cross Calendar, and are the discipline's flagship events in these territories.

SPEEDING UP DEVELOPMENT INITIATIVES IN WOMEN'S CYCLO-CROSS

A number of events and changes took place in 2016 to benefit women's cyclo-cross:

- In January, the first UCI Cyclo-cross World Championships specifically for the Women Under 23 category – whose riders previously rode with the Elite Women – was held in Heusden-Zolder, Belgium; Evie Richards (GBR) took the title. This new creation almost doubled female participation compared to the average participation level since the first Women's World Championships, held in 2000.
- In February, the Telenet UCI Cyclo-cross World Cup leader's jersey in the Women Under 23 category made its first appearance.
- In June, the rule that all UCI-recognised cyclo-cross events must organise a Women's race came into force.
- In the same month, the UCI Management Committee approved the second stage of the equalisation of prize money between Men and Women; this will be implemented in the 2017-2018 season.

The UCI's strategy to help women's cyclo-cross is paying off: women's races, both at the 2016 UCI Cyclo-cross World Championships and during rounds of the 2016-2017 Telenet UCI Cyclo-cross World Cup, were hotly contested. This change is reflected in the interest in the Women's events among the media, who now cover them regularly, particularly when it comes to TV coverage.

SPORTING SEASON

2016 in Cyclo-cross was noteworthy for the dominance of two young riders: the 22-year-old Dutchman Mathieu van der Poel and the 23-year-old Belgian Wout van Aert, with the latter crowned UCI World



Champion in January 2016. Between them, they were victorious in all major events, with the two riders engaged in a passionate head-to-head battle all the way through the season.

On the Women's side, until the Netherlands' Marianne Vos returned from injury in late 2016, the field was open for the other top riders. Although her compatriot Sophie de Boer dominated the Telenet UCI Cyclo-cross World Cup, the consistency of Belgium's Sanne Cant allowed her to remain at the top of the UCI Cyclo-cross Ranking throughout 2016.

Among the younger riders, a talented new crop quickly asserted itself, in particular Thomas Pidcock (Great Britain) in the Men Junior, Joris Nieuwenhuis (Netherlands) in the Men Under 23, and Ellen Noble (United States of America) in the Women Under 23.

SUCCESS OF THE 2016 TRAINING CAMP

The now-traditional UCI cyclo-cross training camp was held at the UCI World Cycling Centre (WCC) in Aigle (Switzerland) in June 2016, led by Geoff Proctor and, for the first time, Sven Vanthourenhout and multiple UCI World Champion Sven Nys. No doubt motivated by the presence of this recently-retired champion athlete, the UCI WCC received a record number of applications for this course (45). Ultimately it was 10 women and nine men, aged between 16 and 25 and representing 12 countries, who benefited from the teaching and experience of the three coaches. Even while he was turning 40 amidst his students, perhaps Sven Nys was rubbing shoulders with his successor during this camp.

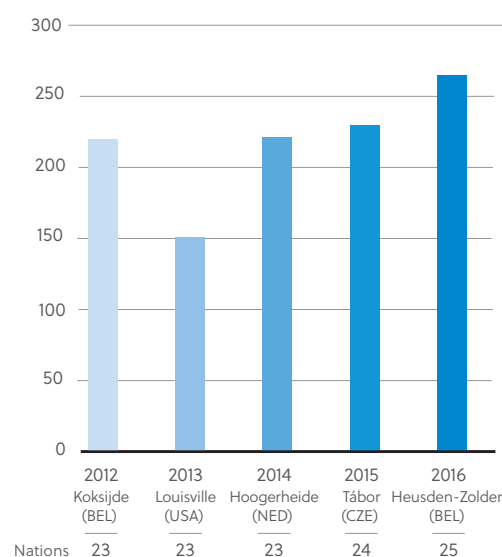


2016 UCI CYCLO-CROSS WORLD CHAMPIONSHIPS

The 2016 UCI Cyclo-cross World Championships were held in Heusden-Zolder, Belgium, on 30-31st January, in an area well known to fans of the discipline.

There was a record number of participating riders, with 265 riders from 25 countries, mainly thanks to the appearance of the new Women Under 23 category.

CHANGES IN PARTICIPATION AT THE UCI CYCLO-CROSS WORLD CHAMPIONSHIPS



The public came out in force with some 85,000 spectators attending over two days.

Television audience figures also show excellent results: 84 million people watched the event compared with 49 million a year earlier, and a total of 160 hours were broadcast in 76 countries.

In the area of Belgium covered by VRT, there were 1.4 million viewers and a 79% market share for the Men Elite race.

Compared with 2015, the UCI website recorded a 21% increase in the number of visits during the week of competition.

Social media also bore witness to the success of the UCI Cyclo-cross World Championships with over 22,000 tweets and more than 1,830 Instagram posts containing the hashtag #CXZolder16 published. More than 400,000 visits were recorded on the @UCI_CX

Twitter account during the weekend of the event. All competitions were broadcast live on the UCI's YouTube channel (tv.uci.ch), with the Men Elite race garnering the largest number of spectators with more than 55,300 views. Two videos were produced around the World Championships: a presentation of the Women Under 23 category, which was appearing for the very first time at the UCI World Championships, as well as a feature on the duel between van der Poel and van Aert.

2015-2016 UCI CYCLO-CROSS WORLD CUP

The 2015-2016 UCI Cyclo-cross World Cup was contested over seven rounds across four countries: new venues CrossVegas (USA) and Lignières-en-Berry (France), Valkenburg (Netherlands) - host venue of the 2018 UCI Cyclo-cross World Championships - Hoogerheide (also in the Netherlands), then Koksijde, Namur, and Heusden-Zolder, three traditional series hosts in Belgium.

With participation which grew overall to around 215 riders per round, the UCI Cyclo-cross World Cup has clearly emerged as the most prestigious series, in the face of other private series.

For the first time in the history of cyclo-cross, a round of the UCI Cyclo-cross World Cup was held outside Europe, in September 2015; CrossVegas in the United States, which was later named "Best Event of the 2015-2016 UCI Cyclo-cross World Cup". The race's route, organisation and atmosphere, with a mixture of enthusiasm and fair play, weighed heavily in its favour.

The 2015-2016 series benefited from its first collaboration with Telenet, the main sponsor which will become title sponsor of the nine UCI Cyclo-cross World Cup events from 2016-2017. The partnership with Telenet, allows organisers to provide high-quality consistent TV production.

After the final round of the series (Hoogerheide) in January 2016, the following athletes were crowned World Cup winners: Wout van Aert (BEL) in the Men Elite, Sanne Cant (BEL) in the Women Elite, Eli Iserbyt (BEL) in the Men Under 23, and Jens Dekker (NED) in the Men Junior.

2016-2017 TELENET UCI CYCLO-CROSS WORLD CUP

The success of CrossVegas in 2015 left an indelible mark on the United States, and from September 2016 a second event, held in Iowa City, joined the bright lights of Las Vegas on the Telenet UCI Cyclo-cross World Cup Calendar.

It was therefore two American rounds which launched the new World Cup, with the Belgian television, telephone and broadband company becoming title sponsor of the largest world series.



Thanks to this partnership, the 2016-2017 Telenet UCI Cyclo-cross World Cup was able to continue its expansion to nine rounds in five countries.

Having been absent from the World Cup since 2003, Germany made its return with the 5th round held in Zeven. Scheduled for January 2017, the round in Fiuggi, marked a welcome return to Italy for local fans.

TRIALS

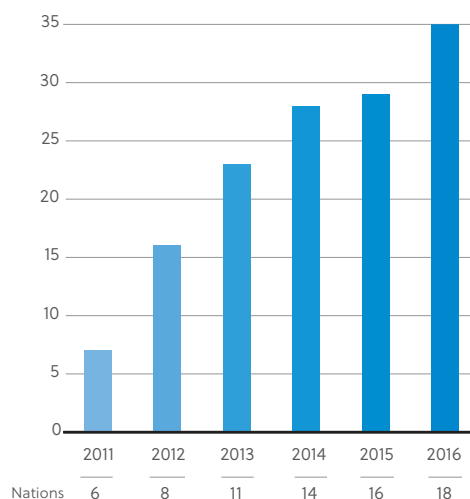
An increasingly popular discipline, trials will feature on the programme at the inaugural UCI Urban Cycling World Championships in 2017

Trials continued its growth in 2016, both in terms of the number of events on the UCI Calendar and the nations represented on it, and also of the number of athletes and nations taking part in the various UCI events.

UCI TRIALS INTERNATIONAL CALENDAR

In 2016, there were a total of 35 events (held in 18 countries) on the UCI Calendar for the discipline, continuing the upward trend of the last few years, and 17 National Federations registered their national championships on the UCI Calendar, up from 13 in 2015.

GROWTH IN THE NUMBER OF EVENTS REGISTERED ON THE UCI TRIALS INTERNATIONAL CALENDAR



DEVELOPMENT OF THE DISCIPLINE

The UCI Trials Commission spends considerable time to developing competition formats and making them more dynamic in preparation for the 2017 UCI World Championships in the discipline, which will form part of the programme at the 2017 UCI Urban Cycling World Championships.

2016 UCI TRIALS WORLD CHAMPIONSHIPS

The 30th UCI Trials World Championships were held in Vermiglio, Val di Sole, Italy, on 29 August-3 September, in conjunction with the UCI Mountain Bike World Championships. A total of 139 competitors from 25 countries and four continents (Europe, the Americas, Asia and Oceania) took part, a record for the event.

PARTICIPATION IN THE UCI TRIALS WORLD CHAMPIONSHIPS

| | 2013 | 2014 | 2015 | 2016 |
|----------------|-----------|------------|------------|------------|
| Men Elite 26" | 28 | 36 | 32 | 37 |
| Men Elite 20" | 27 | 32 | 31 | 38 |
| Men Junior 26" | 13 | 15 | 14 | 21 |
| Men Junior 20" | 14 | 22 | 19 | 25 |
| Women Elite | 10 | 12 | 13 | 18 |
| Total | 92 | 117 | 109 | 139 |
| Nations | 16 | 22 | 23 | 25 |

The World Championships began with the National Teams event, which was won by France, with Spain second and Germany third. In the individual competitions, Great Britain's Jack Carthy took his first UCI Elite world title in the 26" class, and Spain's Abel Mustieles retained his Men Elite 20" world crown, while Germany's Nina Reichenbach won her maiden world title in the Women Elite event. The honours in the Men Junior 20" and 26" competitions went to Eloi Palau of Spain and Nicolas Vallée of France respectively.

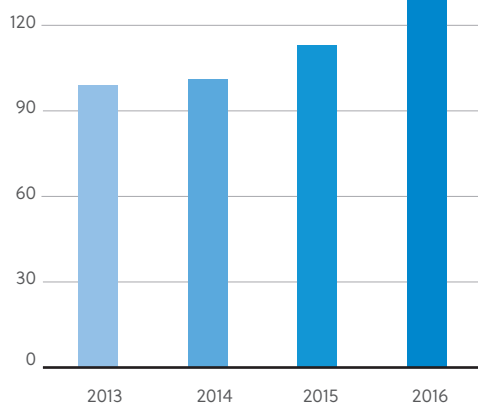


2016 UCI TRIALS WORLD CUP

There were five rounds on the 2016 UCI Trials World Cup calendar, one more than the previous year: Krakow in Poland, Les Ménuires in France, Vöcklabruck in Austria, Albertville in France, and Antwerp in Belgium.

The average number of participants per round rose once again, up from 113 in 2015 to 129, with Antwerp attracting the largest field of the year: 144, a record for the event since it first appeared on the calendar in 2010.

AVERAGE NUMBER OF PARTICIPANTS IN RECENT EDITIONS OF THE UCI TRIALS WORLD CUP



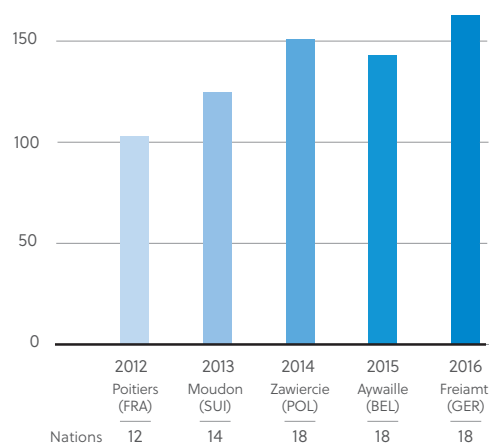
The final round of the World Cup season in Antwerp was streamed on the UCI's YouTube channel (tv.uci.ch) and the UCI Trials Facebook page, with the event attracting some 75,000 views online. In general terms, the discipline received excellent coverage on social media throughout the season, registering more than 26,000 fans.

UCI World Champion Nina Reichenbach was beaten just once during the course of the season, by Australia's Janine Jungfels in Antwerp, and topped the Elite Women's overall standings by some distance. The final round of the season saw a change at the top of the Men 20" standings, as Abel Mustieles scored a third consecutive win to overtake fellow Spaniard Benito Ros and claim the overall UCI World Cup title. Meanwhile, Elite Men 26" UCI World Champion Jack Carthy won his fourth consecutive event in Antwerp to claim his third straight World Cup title.

2016 UCI TRIALS WORLD YOUTH GAMES

Open to boys and girls under the age of 16, the event was held in Freiamt, Germany, on the first weekend of August, with a record 163 riders taking part. The medals were shared between competitors from eight countries, with Japan and Spain leading the way with five apiece.

GROWTH IN COMPETITOR NUMBERS AT THE UCI TRIALS WORLD YOUTH GAMES





INDOOR CYCLING

*A sport with a great tradition,
indoor cycling is growing*

As the standout popular discipline, indoor cycling - which consists of two specialities: artistic cycling and cycle-ball - is renowned for the success of its annual World Championships, as reflected by the edition held in Stuttgart this year.

UCI INDOOR CYCLING INTERNATIONAL CALENDAR

The number of events registered on the UCI International Indoor Cycling Calendar was solid in 2016, with over 70 events registered over the season. The discipline is a sport that is focused on certain key countries, which enjoy surges of enthusiasm during major events such as the UCI Indoor Cycling World Championships.

INCREASING PARTICIPATION

The UCI ranking highlights the positive development of the discipline, as the table below shows:

CHANGES IN THE NUMBER OF ATHLETES CLASSIFIED IN DIFFERENT SPECIALITIES

| | 2014 | 2015 | 2016 |
|---------------|----------|----------|----------|
| Men Singles | 60 | 73 | 77 |
| Women Singles | 104 | 107 | 133 |
| Open Pairs | 31 teams | 34 teams | 27 teams |
| Women Pairs | 41 teams | 46 teams | 55 teams |
| ACT4 Open | -- | 26 teams | 26 teams |

DEVELOPMENT ACTIVITIES

Once again this year, development activities were arranged in collaboration with the Association for the Promotion of Indoor Cycling (now known as "Indoor Cycling Worldwide"), an organisation that supports disadvantaged countries or countries which do not have a long tradition in the discipline. As in previous years, several training camps were organised by the Association, in Eastern Europe (Hungary, Ukraine, and Slovakia), as well as in Asia (Hong Kong and Malaysia), and in North America (Canada).

A course for UCI International Commissaires was held on 10th-12th June in Winterthur, Switzerland, attended by 26 candidates from 10 countries. This initiative gives the UCI access to a wider range of Commissaires available in key Indoor Cycling countries including

France, Belgium, the Czech Republic, Hong Kong, and Macao.

The Artistic Cycling Working Group has continued to update regulations for this speciality. The changes came into force on 1st January 2017, and the main areas of revision were:

- the introduction of new ACT4 and ACT6 figures and the addition of regulations for evaluating these new figures,
- the modification and clarification of certain articles concerning the evaluation of difficulty and performance,
- the modification of explanations of certain figures for the individual and pairs disciplines.

2016 UCI INDOOR CYCLING WORLD CHAMPIONSHIPS

The World Championships took place in Stuttgart, Germany, on 2nd-4th December, and were a huge success. Six years after the 2010 edition, which was also held at the Porsche Arena, 18,000 spectators attended the three days of competition in the country considered to be the main birthplace of the discipline.

Germany confirmed its dominant status in this event - which saw 140 athletes representing 18 countries from three continents - by winning four titles out of six, but talented young Austrian, Swiss and Slovak athletes also impressed.

The cycle-ball tournament saw the team of Patrick Schnetzer and Markus Bröll (AUT) defend the title they had won in 2015. Slovakia also saw its athletes stand on the third step of the podium in the ACT4 Open and Women Singles competitions, which represents a great result for this country and confirms their progress that began in 2015.



Asian athletes also made their mark, with 23 athletes lining up across all specialities and finishing in creditable positions, building on the podium places achieved in the last three editions, where Hong Kong won an Artistic Cycling bronze medal in the Men Singles.

Comparing the 2016 edition of the World Championships to the 2015 edition, several categories have experienced positive growth in the World Championships, as shown in the table below.

CHANGES IN PARTICIPATION IN THE UCI INDOOR CYCLING WORLD CHAMPIONSHIPS (ARTISTIC CYCLING)

| | 2015 | 2016 |
|---------------|----------|----------|
| Men Singles | 21 | 21 |
| Women Singles | 16 | 22 |
| Open Pairs | 13 teams | 9 teams |
| Women Pairs | 10 teams | 10 teams |
| ACT4 Open | 4 teams | 5 teams |
| Nations | 12 | 17 |

For the very first time, the UCI covered its Indoor Cycling World Championships on social media, and the public were keen to join in. The Facebook account recorded an increase of more than 8,300 fans during the week of the event, while some 800 tweets and 45 Instagram posts containing the hashtag #Stuttgart2016 were published.

Ten videos were also produced around the World Championships, generating more than 43,700 views on YouTube on while fourteen videos were also published on Facebook, and these generated more than 2,621,500 views. It is encouraging to note that one of these videos is still showing success on Facebook with more than 4 million views since the event.

The 2017 and 2018 editions of the UCI Indoor Cycling World Championships were awarded to Dornbirn (AUT) and Liège (BEL) respectively; two countries that are making a welcome return to this level of competition.

2016 UCI CYCLE-BALL WORLD CUP

In 2016, the UCI Cycle-Ball World Cup consisted of eight rounds, which took place from May to December in Germany, Japan, Austria, and Switzerland. In total, 34 teams from 12 countries took part, an increase compared to 2015.

To invigorate the search for hosts and after consultation with the various stakeholders, the World Cup will benefit from a change to the period during which the rounds are held, starting in 2017. The season will start in April and end with the final in January of the following year. The tournaments will be held during the months of April, May, September, October, November, and December, skipping over the summer months that lend themselves less favourably to practising this indoor sport.

The discipline has regularly been highlighted on the UCI website and on social media. Thanks to work carried out in close collaboration with an editor dedicated specifically to the World Cup, more than 10 articles were published on the UCI website. In addition, over 100 photos were used on social media.



THE UCI WORLD CYCLING CENTRE

The UCI World Cycling Centre (WCC) is not only the headquarters of the Union Cycliste Internationale (UCI), but is also a high-level training and education centre recognised by the International Olympic Committee (IOC). Located in Aigle, Switzerland, the UCI WCC plays a central role in the strategy of the UCI to develop cycling worldwide.

TRAINING OF ATHLETES AND THEIR COACHES AT THE UCI WCC

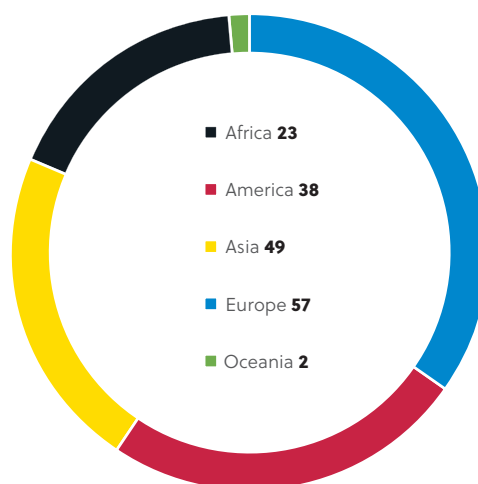
The UCI, in partnership with its National Federations, organises high-level training courses in different disciplines at the UCI WCC, for both young talent scouted on the five continents, and for their coaches. The UCI WCC training and education programmes aim to develop the athletes' potential to enable them to progress and then participate in the most prestigious competitions - UCI World Cups, UCI World Championships, and Olympic Games in particular - and to join professional, national or regional teams. The UCI also organises, at the UCI WCC, scouting sessions aimed at younger athletes (aged 16 to 18).

In 2016, the UCI WCC organised courses for potential or confirmed specialists in the road, track, BMX, para-cycling, and cyclo-cross disciplines. A total of 169 athletes and coaches attended a course at the UCI WCC during the year, up from 158 the previous year.

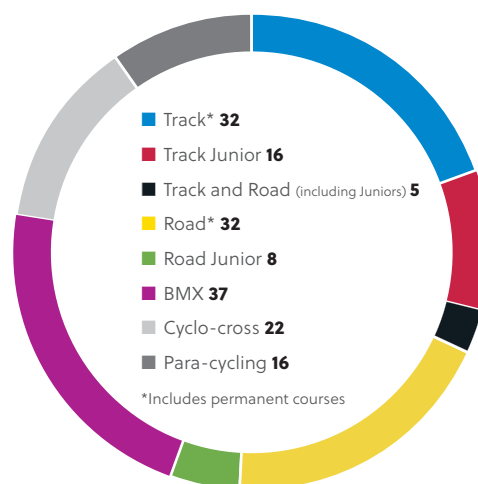
In 2016, a total of 54 athletes participated in Track courses at the UCI WCC and 40 in Road courses (including many in preparation for the 2016 UCI Road World Championships in Doha, Qatar).

For the first time, two Road training courses specifically for women were held at the UCI WCC in the space of a year: the first between March and September (with 10 participants, each from a different country) and the second from June to August (with seven women from five African countries).

ATHLETES (AND COACHES) ON COURSES AT THE UCI WCC IN 2016 BY CONTINENT



ATHLETES (AND COACHES) BY TYPES OF COURSE (2016)





As for BMX, a talent identification camp was held in October with a view to the Tokyo Olympic Games in 2020. Twenty-six athletes from 16 countries selected by their National Federations took part. They were added to the 11 athletes in permanent training, bringing the total number of BMX trainees to 37.

Following the success of the cyclo-cross camp held at the UCI WCC in 2015, it was repeated in 2016 in June, under the leadership of Geoff Proctor, national cyclo-cross coach with USA Cycling. The participants and the coaches who accompanied them (22 in total) were also able to benefit from the guidance of two Belgian experts in the discipline, former rider Sven Nys and his compatriot Sven Vanthourenout, who is still active at the highest level.

As in 2015, two para-cycling training camps were held at the UCI WCC, the first in March in preparation for the 2016 UCI Para-cycling Track World Championships in Montichiari (Italy), and the second in November. Again, among the 16 participants were both athletes

and coaches. This training is an integral part of the strategy of global professionalisation and development of this discipline - a key desire of the UCI President.

On a sporting level, a highlight was the excellent results obtained by several current and former UCI WCC course attendees. Venezuela's Stefany Hernández stood on the third step of the podium at the BMX event during the Rio 2016 Olympic Games, while Mongolia's Tegshbayar Batsaikhan won the gold medal in the Scratch race at the UCI Junior Track Cycling World Championships. As for the 'alumni' at the Rio 2016 Olympic Games, special mention goes to Christopher Froome (GBR) for his bronze medal in the individual time trial on the road; on the track, to Eddie Dawkins (NZL) and Sarah Hammer (USA) for their silver medals - the former in the team pursuit and the latter in both the team pursuit and the Omnium - as well as to Allison Beveridge (CAN) for her bronze medal in the team pursuit and Carlos Ramirez (COL) for his bronze in the BMX.

TRAINING FOR CYCLING PROFESSIONALS AT THE UCI WCC

Across the same period, training courses were held at the UCI WCC for coaches, sport directors, mechanics and riders' agents.

The courses are aimed at people from all over the world and one of the principal aims of the UCI is to give professionals (and athletes) whose National Federations do not have the requisite resources the means to develop their potential. Increasing the level of skills amongst cycling professionals throughout the world is fundamental to the sustainable development of cycling.

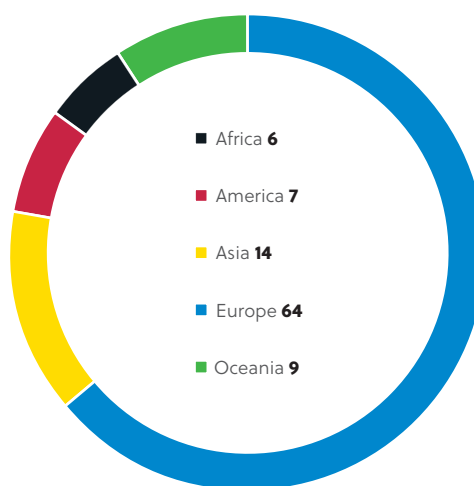
In total, 100 trainees (versus 98 the previous year) received training in 2016.

The courses for coaches included a Level 3 training course for Track and Road coaches, and Levels 2 and 3 for BMX coaches.

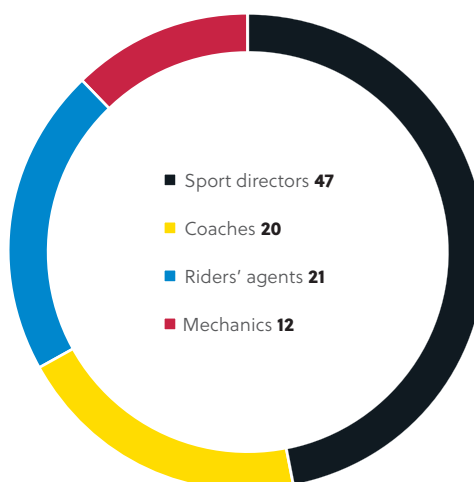
In November, the sport director course brought together 47 participants. For the second consecutive year, a scholarship was offered by the UCI to several female participants as part of the implementation of the UCI strategy to favour the development and professionalisation of women's cycling through the promotion of women in management positions.

Training for mechanics was once again a success: 12 trainees took part, including one who completed their long-term practical training at the end of the year. The quality of the training was strengthened through the recruitment of a dedicated tutor.

PARTICIPANTS IN PROFESSIONAL TRAINING COURSES HELD AT THE UCI WCC IN 2016 BY CONTINENT



PARTICIPANTS IN PROFESSIONAL TRAINING COURSES HELD AT THE UCI WCC BY TYPE OF TRAINING (2016)



TRAINING HELD OUTSIDE OF THE UCI WCC

The UCI currently has four satellites: one in Potchefstroom (South Africa), one in Shuzenji (Japan), one in Yeongju (Republic of Korea) and one in New Delhi (India).

These four satellite centres, in collaboration with National Federations, put into practice the strategy established by the UCI WCC to provide training for young talents and coaches such that the most promising among them may then join the UCI WCC in Aigle, Switzerland, and/or professional structures.

Several training courses specifically aimed at coaches were held elsewhere in the world by the UCI WCC, under the supervision of its experts, mainly in collaboration with Olympic Solidarity, the Continental Confederations, and the National Federations. These training courses were delivered in 16 countries and were attended by 344 coaches (including 42 women) across 2,795 training days.

NUMBER OF PARTICIPANTS AT TRAINING COURSES HELD AT THE UCI WCC SATELLITE CENTRES AND TRAINING DAYS IN 2016

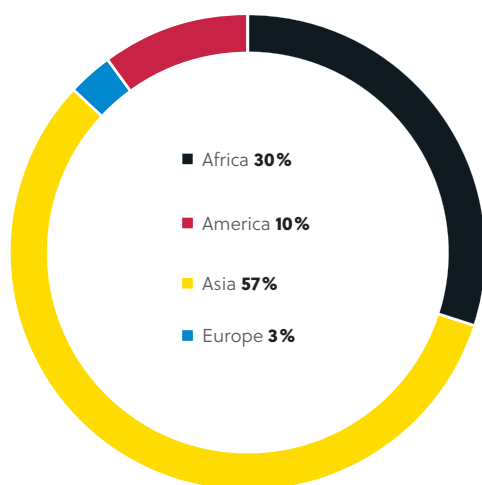
| | Number of coaches | Number of coaches' training days | Number of athletes | Number of athletes' training days | Number of mechanics | Number of mechanics' training days | Total number of participants | Total number of training days |
|-------------------|-------------------|----------------------------------|--------------------|-----------------------------------|---------------------|------------------------------------|------------------------------|-------------------------------|
| South Africa | 10 | 174 | 76 | 2158 | 0 | 0 | 87 | 2336 |
| Republic of Korea | 53 | 967 | 55 | 1224 | 10 | 50 | 118 | 2241 |
| India | 0 | 0 | 5 | 300 | 0 | 0 | 5 | 300 |
| Japan | 7 | 74 | 35 | 345 | 0 | 0 | 42 | 419 |
| TOTAL | 70 | 1215 | 171 | 4027 | 10 | 50 | 252 | 5296 |

NUMBER OF PARTICIPANTS PER CONTINENT AT TRAINING COURSES HELD AT UCI WCC SATELLITE CENTRES AND ELSEWHERE IN THE WORLD, AND TRAINING DAYS IN 2016

| | Number of coaches | Number of coaches' training days | Number of athletes | Number of athletes' training days | Total number of participants | Total number of training days |
|--------------|-------------------|----------------------------------|--------------------|-----------------------------------|------------------------------|-------------------------------|
| Africa | 118 | 1045 | 76 | 2158 | 190 | 3202 |
| America | 34 | 416 | 28 | 364 | 62 | 780 |
| Asia | 257 | 2653 | 95 | 1869 | 352 | 4522 |
| Europe | 17 | 136 | 0 | 0 | 17 | 136 |
| TOTAL | 426 | 4250 | 199 | 4391 | 625 | 8641 |

In total, the training courses held at UCI WCC satellite centres and elsewhere in the world were delivered to 426 coaches and 199 athletes.

PARTICIPANTS ON TRAINING COURSES HELD AT THE UCI WCC SATELLITE CENTRES AND ELSEWHERE IN THE WORLD IN 2016 BY CONTINENT



EQUIPMENT DONATION

Having reliable and efficient equipment at your disposal is critical for training and participating in high-level competitions. Because not all athletes are in this fortunate position, the UCI WCC has implemented an equipment donation programme for National Federations in need; this comes principally from the UCI WCC sponsors. Donations also take place when the equipment used by the UCI WCC is renewed.

In 2016, the UCI WCC donated 59 bikes and five frames, as well as technical equipment, clothing, helmets, and shoes to 10 National Federations.

UCI JUNIOR TRACK CYCLING WORLD CHAMPIONSHIPS AT THE UCI WORLD CYCLING CENTRE

When it comes to events, one highlight of 2016 was the hosting of the UCI Junior Track Cycling World Championships, on 20th-24th July. It was the first time that these World Championships had been held at the UCI's training and development centre, and the delivery of a world class event was a great example of the professionalism of the UCI WCC staff. The UCI Management Committee has since decided that the UCI Junior Track Cycling World Championships will be held at the UCI WCC every two years.

UCI WORLD CYCLING CENTRE SCIENCE LABORATORY

This laboratory offers the UCI WCC coaches and athletes an additional service with a scientific approach to performance. In 2016, more than 556 tests were conducted (BIA, CMC-PPT, spirometry, lactate, retül, and others) on 138 athletes. The establishment of this laboratory allows the UCI WCC to consolidate its position as a high-level training and development centre.

BMX PARTNERSHIP WITH LOCAL SCHOOLS

In 2016 the UCI WCC continued its partnership with local schools. This partnership saw 112 pupils benefit from BMX courses given by coaches from the Centre. As a result, they were able to learn about the practical elements of this discipline from mid-April to mid-June, then from late August to late September. This initiative helps with the promotion of the sport of BMX, and also serves to strengthen the collaboration and links between the town of Aigle and the UCI WCC.



CYCLING FOR ALL

The bicycle is about more than a competitive sport: it's a form of transport and leisure used throughout the world. The UCI is working to make cycling better for everyone, from children learning how to ride a bike safely to their parents commuting to work, or athletes in training.

The UCI's mission is to develop cycling at all levels, from elite competitions to the use of bikes as a leisure activity and means of transport.

More people on bikes, safer roads, more cycling infrastructures – these are all part of the UCI's objectives to develop cycling around the world. Over the course of 2016, many initiatives were pursued to strengthen the UCI's footprint in the area of cycling for all.



"UCI BIKE CITY" LABEL

The "UCI Bike City" label allows us to recognise cities and regions that host major UCI cycling events and also demonstrate outstanding commitment

to cycling for all. The long-term aim is to recruit a network of UCI Bike Cities, creating examples around the world of how cities can maximise the impact of sport to help create better, safer cities for people cycling for various everyday pursuits.

The award comes at no cost to the city or region: instead, it aims to engage the cities with UCI events, and with the UCI's strategy to increase cycling in all its forms, around the world. The benefit for the city/region is to be recognised internationally for its strategy to increase cycle use, and to be seen as a good location to visit for cycle tourism.

On 12 October 2016, during the UCI Road World Championships in Doha, Qatar, three cities and regions were awarded the "UCI Bike City" status: Bergen, Norway; Drenthe, the Netherlands; and Limburg-Valkenburg, the Netherlands.

BERGEN (NOR)

Bergen, together with the surrounding Hordaland County, will host the 2017 UCI Road World Championships. In parallel, the city has many projects to increase cycling levels both in the city and across the region, including programmes for children and a list of events to promote cycling for all.

A cycle training programme was created by the Local Organising Committee of the 2017 UCI Road World Championships, based on the established experience of the Norwegian National Federation. It reaches several hundred children per year through a series of specialist lessons, including classroom theory, outdoor skills sessions and led rides around the neighbourhood. There are plans to involve the children from this programme in events around the Worlds.

Another major project in planning is a TV campaign in the run up to the 2017 UCI Road World Championships, broadcast across the country, the effects of which will be measured by public health experts to determine the health benefits of taking up cycling. In parallel, a national public health campaign, supported by the Institute of Transport Economics and TV2, will also be launched by Bergen 2017. Its objective is to encourage Norwegians to use their bikes more frequently, using an online app which allows users to win prizes when they reach specific GPS coordinates.

The city also has a strategy to significantly increase bike infrastructure, including a new cycling bridge and new bike routes. The aim is to reach 10% of trips by bike by 2019. Across Norway, including in Bergen, 8bn NOK is being invested in new bike paths.

DRENTHE (NED) – REGION

The north-eastern province of Drenthe will organise the 2019 UCI Para-cycling Road World Championships, adding to its reputation of hosting major cycling



events such as the Ronde van Drenthe, part of the UCI Women's World Tour.

Drenthe has an extremely well-developed cycling culture, both in terms of sport, recreation and transport cycling. In Assen, the municipality and local sports associations have recently built an outdoor velodrome. Like in many parts of the Netherlands, cycling to school is promoted through dedicated campaigns, including bike tests for children to show that they are able to navigate by bike safely and independently. Drenthe has one of the highest levels of children cycling to school and citizens riding bikes for transport of anywhere in the country.

'Op fietse' ('go by bike') is a specific marketing identity for Drenthe's cycling activities, and shows the degree to which cycling – as a tourist activity and for citizens' recreation – is a crucial part of the province's commitment. Drenthe has been the host for decades of a recreational event, Drentse Fiets4Daagse, in which thousands of people from across the Netherlands take part in rides over four days in July on various routes around the province.

The province is investing in new cycle routes, including a 'Fietssnelweg' ('Cycle Highway') between its major cities, as well as improvements to cycle routes to schools. Drenthe has a dedicated annual cycling budget of €20m until 2020, with a target to increase bike use by 20% by then, as well as make it the healthiest province in the country by the same year.

LIMBURG (NED) – REGION / VALKENBURG (NED) – CITY

Limburg will host the 2018 UCI Cyclo-cross World Championships. Within the province, the city of Valkenburg has hosted five UCI Road World Championships, most recently in 2012, as well as many other major cycling events, including the Amstel Gold Race. Over 100 cycling competitions take place in the province of Limburg each year.

"Cycling runs through our veins", they say, and this is evident - particularly in Valkenburg - from the level of interest in cycling in the town and in the provision of high quality facilities for everyday cycling.

The town benefits markedly from cycle tourism of all types, including those coming as a 'pilgrimage' to the Cauberg, the spiritual home of cycling in the Netherlands.

A 'Cycling Hotel' and museum are currently being developed in Valkenburg, alongside a permanent Shimano experience centre – to open in 2017 – which will further cement the town's reputation as the main destination for cycling in the area. Elsewhere in Limburg, there are plans for additional sports and leisure cycling facilities.

Limburg has a long-term strategy to increase cycle use, as well as a 5-year investment plan in cycling infrastructure and programmes. Over €34m was spent on cycling infrastructure in 2016 and a strategy is in place to match the national average for trips by bike, to thus increase the current figure from 22% to 27% by 2022.

CYCLING IN THE EUROPEAN UNION

In 2016, the UCI also increased its engagement with the European institutions and wider EU level policy making process.

A major focus of work has been to support the campaign to establish an EU Cycling Strategy. The European Cyclists' Federation (ECF) is leading the development and advocacy campaign calling for the European Union (EU) to adopt a cycling strategy across its 28 member states, which together make up 10% of the world's population. This includes ensuring cycling as a mode of transport is given more prominence in EU policy-making, with specific targets to increase cycle use, improve safety and harmonise the approach to cycling across the member states.

While the UCI has introduced the "UCI Bike City" label for cities demonstrating that they have a long-term cycle strategy, including political support, dedicated budgets and concrete plans for new cycling schemes (and several cities already have such plans in place), no strategy exists at a European level to support local policies. The EU cycling strategy will therefore

address areas such as requirements to improve cross-border cycle routes, support cycling schemes as part of regional development, and also improve the tax, public health and environmental strategies to make cycling a more attractive transport option.

The campaign also wants to see the EU set targets to eliminate vehicles and their pollution from city centres, reduce CO2 emissions from transport and double cycle use across the EU. Only around 7% of trips are currently made by bike, ranging from less than 1% in some states, to 26% in the Netherlands.

In November, UCI President Brian Cookson, together with ECF Vice-President Madis Lepajõe, met with EU Commission Vice-President Andrus Ansip to discuss the EU cycling policy and to press for the Commission to commit to the cycling strategy. The UCI has also joined the expert group that is drafting the proposed strategy, ensuring that the perspective from sports cycling is included in this drafting process, thus promoting the socio-economic and cultural value of our sport in Europe. Our engagement will continue in 2017, as the strategy will be published at the Velo-City 2017 conference in June and then submitted to the European Commission.

Substantial increases in cycle use would have far-reaching effects: according to numbers from the World Health Organization (WHO), if every adult in the EU walked or cycled for an additional 15 mins per day, over 100,000 premature deaths would be prevented each year. Research co-funded by the UCI in 2015 found that if the world reached the level of cycling currently achieved in the Netherlands by 2050, 10% of the greenhouse gas emissions from urban transport would be saved, and there would be \$25tn in reduced expenditure on transport infrastructure and maintenance.

Further, we have been engaging with the EU institutions on sporting activities. We wish to support activities to promote sport and active lifestyles across Europe and are looking to strengthen cooperation on activities such as the European Week of Sport. With levels of inactivity rising across Europe and public health systems facing deepening challenges, cycling

is a sport that citizens can integrate into their lives for better health.

THE BENEFITS OF CYCLING

The UCI is providing National Federations with information from the report on the impact of cycling in their areas – for instance, under current conditions, Brazil's carbon dioxide emissions from transport are set to double by 2050, as the car fleet increases from 21m to 60m over that period. If the millions of citizens start cycling more, instead of driving, this would help Brazil save 40 megatons of carbon dioxide, half the total forecast transport emissions by 2050. These figures will help national federations make the case for cycling to receive greater support from national governments.

The UCI is now working with other partners to produce a study of the health impacts on cities. This work will include the 2017 Road World Championships host city, Bergen. Achieving Bergen's target of 10% of all trips by bike would save the city \$15m a year in health costs alone, as a more active population will be healthier for longer. This work will help build the economic case for cities which share the UCI's aim to get more people cycling in all its forms.

MASS PARTICIPATION EVENTS

The UCI's work in the field of mass participation events worldwide was focussed mainly on the promotion and development of the UCI Gran Fondo World Series and World Championships as well as the UCI Velothon Majors and events in the UCI Masters category.

PROMOTION OF MASS PARTICIPATION EVENTS DURING THE UCI ROAD WORLD CHAMPIONSHIPS

Each year, the UCI Road World Championships provide a magnificent opportunity for cycling enthusiasts wanting to ride on the same course as those who will be crowned UCI World Champions. In October, the Ride of Champions took place on the Doha circuit, taking some 1,000 cyclists from 72 nations through the spectacular Pearl Qatar, and notably under the finish arch where, later in the day, the Elite Women would finish their race. The Ride of Champions participants could then follow the race on a giant screen before watching the finish in person. The Ride of Champions, which was a huge success, came the year after the popular Conquer the Cobbles ride at the 2015 UCI Road World Championships in Richmond. We look forward to the events planned for these Championships in Bergen in 2017.

2016 UCI GRAN FONDO WORLD SERIES

The UCI Gran Fondo World Series (UCI World Cycling Tour before 2016) is a calendar of races open to amateur riders. Those who participate in one of the qualifying events organised throughout the world and who finish in the first quarter of their age group qualify for the UCI Gran Fondo World Championships (formerly the UCI World Cycling Tour Final), where the winners receive the UCI World Champion jersey.

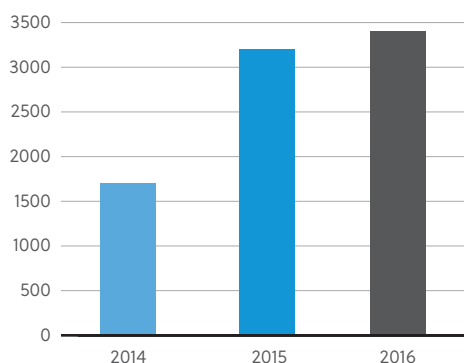
In 2016, the series comprised 14 events on five continents. Four events joined the series: the Poznan Bike Challenge (Poland), the Forrest Grape Ride (New

Zealand), the Albigeoise (France) and the Niseko Classic (Japan). With four qualifiers now organised in Oceania and Japan, athletes in these regions have several possibilities to try to qualify for the UCI Gran Fondo World Championships.

The 2016 Gran Fondo World Series was an undeniable success on the different continents where the qualification races were held. For example, the figures from the events that took place at the beginning of the 2015-2016 season show growing participation:

- More than 5,000 riders participated in the Poznan Bike Challenge road race for its first edition as part of the Series. This compares with 3,500 participants in 2014.
- Amy's Gran Fondo, organised in Lorne (Australia) saw its participation grow by 10% (from 5,200 to 5,750 participants) compared with the previous year.
- The event organised in Perth (Australia) saw its number of participants more than double compared to the previous year, with the UCI Gran Fondo World Championships taking place in the same city in September.

EVOLUTION OF THE AVERAGE PARTICIPATION IN QUALIFYING EVENTS OF THE UCI GRAN FONDO WORLD SERIES



The participation of all qualifying events follows a similar trend.

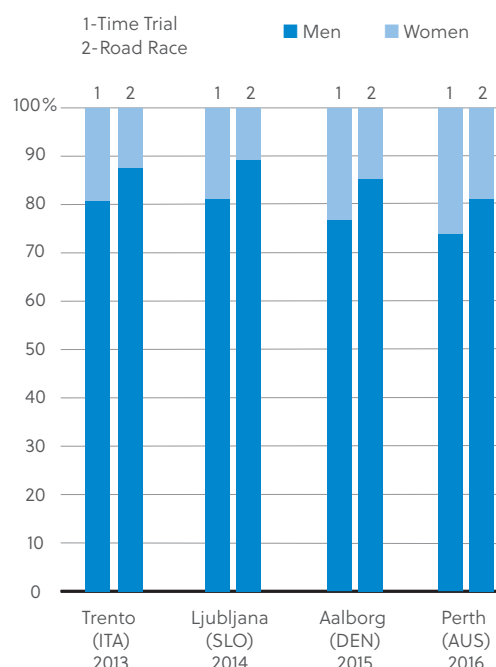
Over the same period, the average number of nations represented at the start of each qualifying event grew from 17 to 20.

2016 UCI GRAN FONDO WORLD CHAMPIONSHIPS

More than 1500 participants from 40 countries took part in the 2016 UCI Gran Fondo World Championships in the Australian city of Perth. Given the distance of the host city from the European countries (notably France, Italy and Great Britain) which usually send the largest contingents to this type of event, we can confirm that the participation was very good (more than 25 European countries represented).

The participation of women, both in the time trial and road race, is on the upward trend, underlining the growing interest of women in this type of event.

EVOLUTION OF THE MEN-WOMEN RATIO AT THE UCI GRAN FONDO WORLD CHAMPIONSHIPS (BEFORE 2016: UCI WORLD CYCLING TOUR FINAL)



Since 2015, riders have been asked to wear their national jersey at the Championships. This requirement has been adhered to overall and has helped to reinforce the prestige of the different events in these World Championships.

The number of candidates for the organisation of the UCI Gran Fondo World Championships grows from year to year, confirming the enthusiasm for Gran Fondo events. This type of competition is interesting to organisers for several reasons: the economic benefits are important, not only with important accommodation bookings but more widely in promoting the region as a tourist destination. Most of the riders prolong their stay to visit the area with their families or friends.

Albi (France), Varèse (Italy) and Poznan (Poland) will host the Worlds in 2017, 2018 and 2019 respectively.

UCI VELOTHON MAJORS

The UCI Velothon Majors series, initiated in 2013, usually combines an amateurs' race with an Elite race. These events are organised in big cities and offer amateur participants the chance to race over distances between 60km and 180km. The main goal of this type of event is to encourage cycling in the heart of cities in a unique and festive atmosphere.

Four events took place in 2016: in Berlin (Germany), Cardiff (Wales, Great Britain), Edmonton (Canada) and Stockholm (Sweden) with an average of 6000 riders taking part.

The event in Edmonton is the result of fruitful discussions with the organiser of the Tour d'Alberta, who decided to integrate this mass participation race into their programme.

CLEAN SPORT

In 2016, the UCI further strengthened its position as a reference point in the protection of clean athletes and integrity as Signatory of the World Anti-Doping Code (WADC). The independence of its anti-doping activities is fully safeguarded and the robustness and effectiveness of its programme have been corroborated and enhanced.

SMARTER TESTING AND INVESTIGATION: THE CYCLING ANTI-DOPING FOUNDATION (CADF)

The CADF is an ISO-accredited organisation independent from the UCI, mandated by the UCI to define and implement a comprehensive testing strategy.

Intelligence gathering and investigations, a key pillar of the 2015 WADC, are carried out by the CADF. In 2016, the CADF added resources in the area, including an intelligence analyst to support the intelligence manager already in place and specialist software designed for intelligence purposes. 2016 also saw an increasing use of reportdoping@cadf.ch, the whistleblowing system managed by the CADF. The CADF's storage and retesting policy, which means that samples from the leaders of the Grand Tours, UCI World Championships and general rankings of all cycling disciplines, along with other samples based on intelligence, are stored for potential retesting up to 10 years, yielded results: the reanalysis of a number of 2012 samples triggered adverse analytical findings for Erythropoietin.

In 2016, CADF collected 7,563 In-Competition controls and 7,484 Out-of-Competition samples. Increased resources were invested in preparation for the Rio 2016 Olympic and Paralympic Games and the collaboration with the Rio 2016 Task Force put in place by the International Olympic Committee (IOC) worked efficiently.

The vast majority of blood tests are analysed as part of the athlete biological passport (ABP) programme, an indirect doping detection tool. The most recent World Anti-Doping Agency (WADA) statistics (2014) show that 44% of ABP samples collected by International

Federations are collected by the CADF.

In 2016, 1,188 riders were obliged to indicate their daily location in the ADAMS programme to enable the CADF to carry out target testing.

PROSECUTION OF ANTI-DOPING RULE VIOLATIONS (ADRV)

The Legal Anti-Doping Services (LADS) are in charge of prosecuting anti-doping rule violations and handling legal issues related to anti-doping matters. LADS abides by stringent Internal Regulations for anti-doping procedures whereby each key decision throughout a case is referred to the UCI's external legal counsel, Lévy Kaufmann-Kohler.

This process of internal governance ensures no presidential or management influence in anti-doping operations, a complete audit trail and total accountability.

In January 2015, an additional step was taken to reinforce the robustness of the anti-doping programme with the establishment of the UCI Anti-Doping Tribunal.

The UCI Anti-Doping Tribunal took over the task, previously delegated by the UCI to the National Federations, of handling disciplinary proceedings and rendering decisions concerning violations of the Anti-doping Regulations. The judges are fully independent from the UCI and were nominated for their expertise in the field of anti-doping and dispute resolution.

The UCI Anti-Doping Tribunal heard five (5) cases in 2016 and the average time treatment decreased to 90 days, in contrast to 158 days under the previous system. The decisions of the Tribunal are published on the UCI website.



EDUCATION

The CADF and the UCI jointly develop education programmes, including webinars on anti-doping related topics for different groups of athletes throughout the year and awareness classes for the UCI World Cycling Centre trainees.

In 2016, the #IRideClean campaign was launched at the UCI Junior Track World Championships held in Aigle, at the UCI headquarters in July 2016. The campaign was instigated and coordinated with WADA, CADF and the UCI. Its purpose is to promote the UCI's anti-doping activities and to raise awareness among the young participants to the danger of doping. A young cyclist who acted as a whistleblower on his team staff and other athletes, after he was asked to take doping products on arrival at a training camp, and which led to the sanctioning of these individuals, gave a talk about his experience to all the attendees.

Greta Neimanas, UCI World Para-cycling Champion, was appointed to the WADA's Athlete Committee, the body in charge of promoting the athletes' roles and responsibilities pertaining to anti-doping.

INCREASED COOPERATION WITH THE ANTI-DOPING COMMUNITY

In 2016, the UCI further pursued its efforts of establishing a solid and constructive working relationship with WADA and the ADOs adding a further seven (7) expertise and data sharing agreements, including with the United States of America NADO (USADA), Germany (NADA), Australia (ASADA), Italy (NADO Italia), etc. This brings the total number of binding collaboration agreements up to eighteen (18).

NEW MEASURES TO BETTER FIGHT AGAINST DOPING

Since the coming into force of the 2015 UCI Anti-Doping Rules (on 1st January 2015), at the same time as the new WADC, new measures have been put in place and applied, including:

- More severe sanctions (for example, a standard

suspension of four years instead of two) for an initial intentional ADRV, where there is a proven use, attempted use or possession of a prohibited substance or method

- Application of sanctions on the entire team where two members have been convicted of doping over the course of one year (suspension from all competition plus a fine equivalent to 5 % of the team's budget). In 2016, two (2) UCI Professional Continental Teams were suspended pursuant to this new provision.

THERAPEUTIC USE EXEMPTIONS

As recommended by the iNADO report in 2014, the operations of the Therapeutic Use Exemption (TUE) Committee have been reinforced. Since 2014, any decision concerning a TUE must be approved unanimously by three members, which goes further than that demanded by the International Standard for TUE. The administrative support for the management of TUE is handled by the CADF which deals with the review process by the TUE Committee. In 2016, 15 TUEs were granted (compared to 13 in 2015; 25 in 2014 and 31 in 2013).

MEDICAL CONSULTANT

Aiming at clarifying the roles of each entity and their (non-) involvement in anti-doping to ensure accountability, the medical position at the UCI was reviewed in 2015. The Medical Consultant oversees the implementation and development of the UCI's medical rules which are designed to protect the health of athletes. The Medical Consultant is the main contact point for the UCI's stakeholders with respect to medical-related issues. The Medical Consultant is exclusively dedicated to the area of sports medicine and does not work on anti-doping matters.



FINANCIAL REPORT

| | |
|-----------------------------------------------------------|-----|
| CFO's Commentary | 82 |
| Audit Committee Report to the UCI Congress | 86 |
| Auditors' Report on the Consolidated Financial Statements | 88 |
| Consolidated Financial Statements | 90 |
| Auditors' Report on the Statutory Financial Statements | 112 |
| Statutory Financial Statements | 114 |
| UCI WorldTour | 118 |

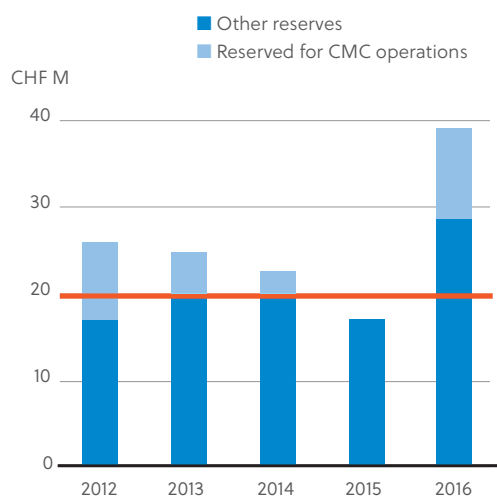




CFO'S COMMENTARY

I am delighted to be able to report a strong financial year, marked in particular by the 2016 Olympic Games. Taking the four-year cycle as a whole, the UCI's financial performance has enabled greater than ever investment into the sport while at the same time ensuring long-term strength. Notably, at the 2011 UCI Congress, the UCI Management Committee set the objective to build a reserve fund amounting to 20M CHF by 2020. Following four years of careful management, driving revenues and controlling costs, and in spite of less favourable exchange rates over the past two years, I'm delighted that we have already achieved and surpassed that goal.

UCI RESERVES (NON-CONSOLIDATED)



CONTEXT

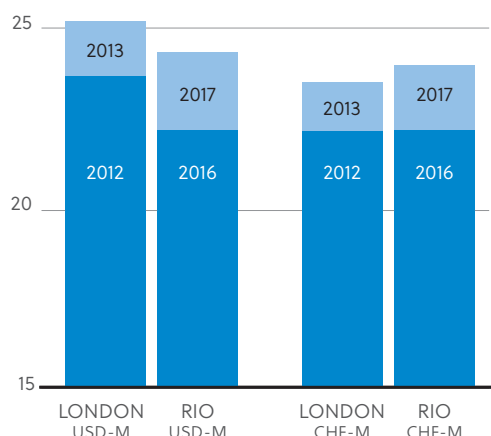
An Olympic year is always an exceptional year from a financial perspective with the recognition of revenues from the Olympic Games. The total attribution to the UCI of the Rio 2016 Olympic Games revenues is 24.3M USD, 0.7M USD lower than those from London 2012. In Swiss Franc terms, due to the weakening of the CHF against the US dollar over the four year period, the UCI's total CHF revenue for the Rio Olympic cycle will be 0.7M CHF above the revenue for the London Olympic cycle.

Olympic revenues are typically received over a two-year period; an initial amount, representing the bulk

of income, in the year of the Olympics, and then the balance in the following year.

The UCI's Olympic revenues received in 2016 were 21.7M USD, 1.4M USD lower than those received in 2012 as a result of slower cash flow in the Olympic year from the IOC. The amount to be received in 2017 has been confirmed at 2.6M USD, bringing the total for the Rio 2016 Olympic Games to USD 24.3M, and reducing the decrease relative to London 2012 to 0.7M USD.

OLYMPIC GAMES REVENUES (YEAR OF RECEIPT)



Following the full adoption of Swiss GAAP RPC in 2015, we have recognised the revenue from the Olympic Games in accordance with the Swiss accounting recommendations. This means that the full amount received has been recognised in the income statement in 2016 and the UCI Management Committee agreed in its meeting of January 26th 2017 to ringfence part of the 2016 surplus within the UCI's general reserve and release 10.1M CHF over the 3 years from 2017 to 2019, securing the funding of the UCI World Cycling Centre for athlete development over that period.

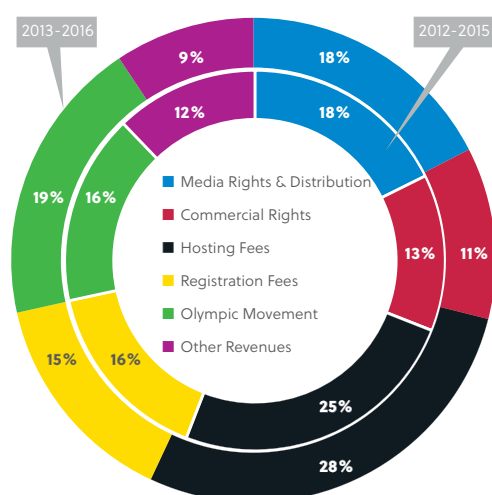
In accordance with Swiss GAAP RPC, gross Olympic revenues of 21.7M USD were recognised in 2016. On a like-for-like basis, the equivalent amount in 2012 was 23.1M USD. The additional revenues of 2.6M USD due to be received in 2017 were not considered sufficiently certain at 31 December 2016 to be recognised in 2016. In order to provide a like-for-like comparison, below are the results for the cumulative last four-year period

ended 31 December 2016 compared to the four years ended 31 December 2015. Olympic revenues have been adjusted for a consistent presentation.

| CHF millions | 2013-16 | 2012-15 |
|---------------------------|--------------|--------------|
| Media & Marketing | 50.6 | 47.2 |
| Hosting & Registration | 74.6 | 62.0 |
| Olympic Games | 24.2 | 24.7 |
| Other | 16.4 | 18.6 |
| Revenues | 165.8 | 152.4 |
| Direct costs | -92.0 | -82.1 |
| GROSS MARGIN | 73.8 | 70.4 |
| Operating expenses | -61.3 | -61.2 |
| OPERATING RESULT | 12.5 | 9.2 |

Further analysis can be found in the financial statements and associated notes but it is worth underlining that the increase in direct costs is principally driven by the exceptional costs of the UCI Road World Championships in Doha, Qatar.

CONSOLIDATED REVENUES BY TYPE - FOUR YEAR CYCLE



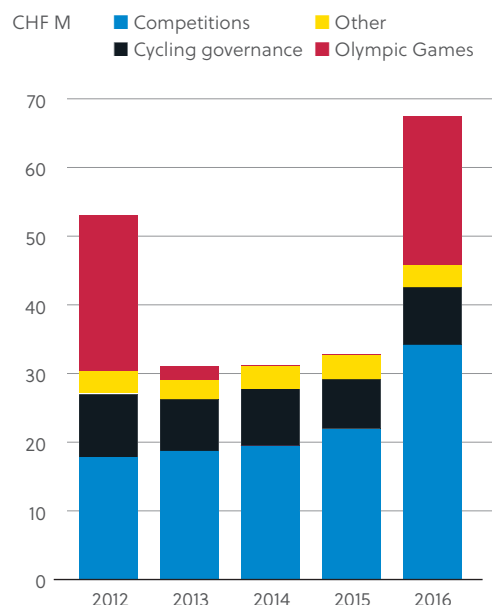
The other event which had a major impact on the UCI's 2016 financial results was the UCI Road World Championships in Doha. Due to the relative lack of organisational resources locally, a significant part of the local organiser's duties were contracted back to the UCI which in turn subcontracted to a third party. This, in addition to the UCI's obligation to provide

the TV production to the event, generated offsetting additional costs and revenues in excess of 7M CHF compared to other UCI Road World Championships. However, with the benefit also of additional media, distribution and marketing revenues, the event generated an operating margin more than 3M CHF higher than previous editions.

RESULTS & FINANCIAL SITUATION

Total consolidated revenues for 2016 were 67.4M CHF. Both the Rio Olympics and the Doha UCI Road World Championships contributed significantly to this number. Furthermore, excluding these impacts, revenues grew by 14% from 2015 to 2016 – a very strong performance since the UCI's key new media and marketing contracts will take effect only on 1 January 2017.

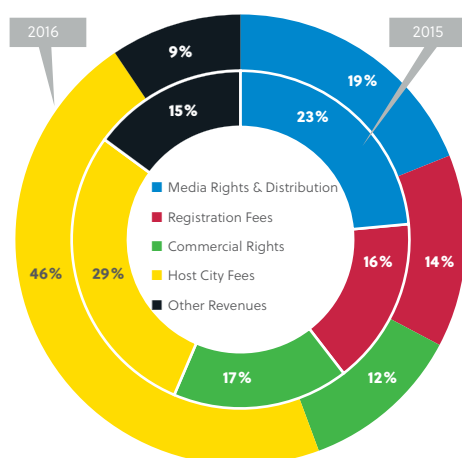
CONSOLIDATED REVENUES BY TYPE



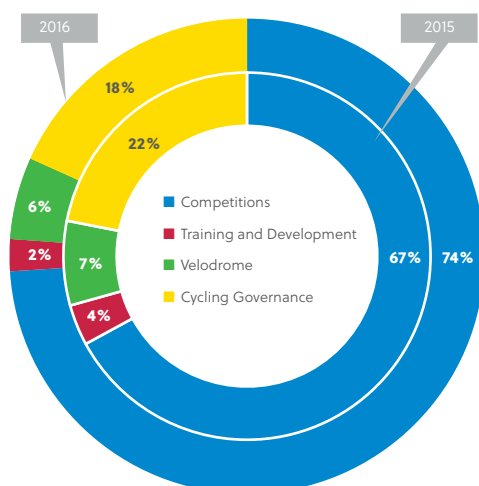
The five-year revenue trend is also impacted by movements in the Swiss Franc over the period, and a comparison using like-for-like exchange rates shows the UCI's non-Olympic revenues growing by 32% over the 5 years, excluding the exceptional impact of Doha.

CONSOLIDATED REVENUES BY TYPE

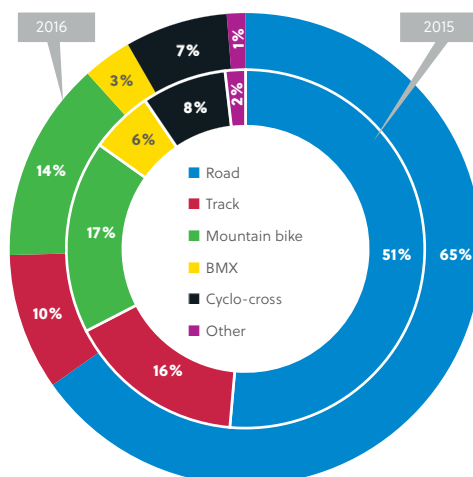
(EXCLUDING OLYMPIC GAMES)

**CONSOLIDATED REVENUES BY SECTOR**

(EXCLUDING OLYMPIC GAMES)

**CONSOLIDATED REVENUES BY DISCIPLINE**

(EXCLUDING OLYMPIC GAMES)



Other events also contributed strongly to the doubling of UCI's gross margin from 15.6M CHF to 30.4M CHF, notably the London UCI Track Cycling World Championships and the UCI Mountain Bike World Cup series. In the latter case, a renegotiated media and production deal halved the series' historic annual losses which had been close to 1M CHF, and in 2017 a new timing deal will enable the series to break even.

In the BMX discipline, the UCI made a significant investment to assure the UCI World Cup series in 2016 after the series partner was forced to pull out.

The UCI continues to carefully monitor and manage its cost base whilst at the same time adding resources to key strategic initiatives. As an organisation, we continually reassess the roles of departing staff and seek to replace non-critical roles with specifically targeted resource. In this way, we have additional staff working in the domains of race security and the combat against technological fraud – to name but two areas – without systematically adding to our overall headcount. The additional gross margin was hence generated with a very stable operating cost base, allowing the margin to feed down to the bottom line.

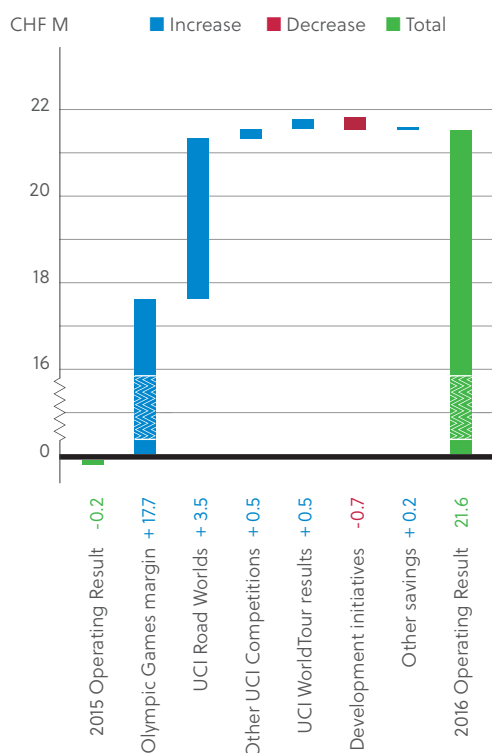
Similarly, we have sought to reinvest in cycling development projects at the core of the UCI's strategy. To that end, the UCI continues to invest in the development of women's cycling, such as with the UCI Women's WorldTour (in particular with broadcast and media), and in 2016 we funded specific training camps for women cyclists from developing nations at the UCI WCC. The UCI has also significantly increased its development project funding granted to the Continental Confederations.

Hand in hand with this increase in funding, I am pleased to report that we strengthened the governance processes that we ask the Continental Confederations to adhere to and put in place additional controls around the request for, and utilisation of, funding.

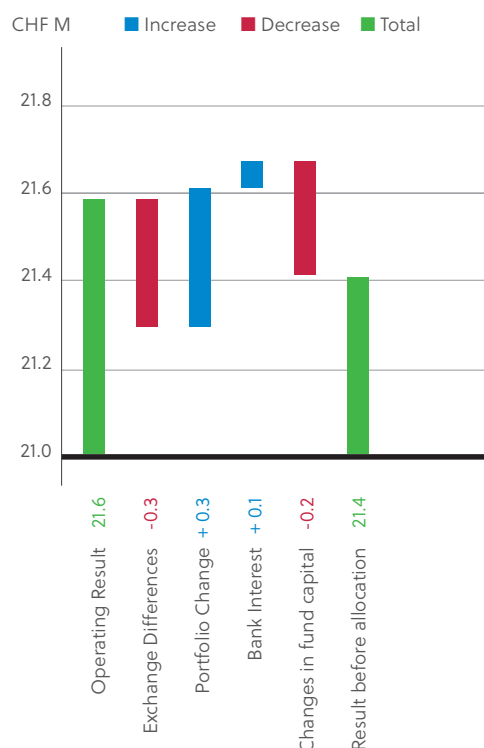
Another key area of investment in 2016 was in information technology. The UCI has undertaken a multi-year project to improve and enhance its digital capabilities; the first phase of this project went live in January 2017 and we expect to deliver new functionality for our stakeholders and fans over the coming years. This investment will also provide a platform for the UCI to deliver technological innovation around its events and the sport in general.

The UCI's own investment portfolio made slow but steady progress in 2016 after a turbulent 2015. Ahead of the receipt of the funds from the Rio Olympic

2015 TO 2016 OPERATING RESULT



2016 - NON OPERATING INCOME/EXPENDITURE



Games, we performed a review of the UCI's investment management partners and we enter 2017 with two new investment managers for the UCI's long-term portfolio. Since we implemented a comprehensive hedging programme around our Olympic Games receipts, the strengthening of the US dollar following the US elections generated limited exchange losses on those hedge contracts. The chart opposite shows the non-operating items in the UCI's income statement.

OUTLOOK

2017 will see the final instalment from the Rio Olympic Games recognised and it is also the first year of the new EBU/IMG media rights distribution agreement and new contracts with three of the UCI's main commercial partners. As a result, both media revenues and sponsor revenues will show strong growth in 2017. The UCI will continue to increase its expenditure in cycling development, both through the UCI World Cycling Centre and the UCI's Continental Confederations.

We shall continue to prudently manage the UCI's overhead but the reserves position built up over

the past eight years will provide the Management Committee more flexibility to make strategic investment decisions during the current Olympic cycle.

The UCI's balance sheet is stronger than it has ever been and we see continued growth in media and commercial rights. The UCI is determined to promote cycling as a means of transport and a leisure activity and we expect growth in those areas to transfer into a growth in the value of the sport. However, the sport faces challenges with soaring costs of security on road races and the continuing competition for public funds to secure major sporting events.

The challenge ahead is therefore to continue to innovate and to develop our sport in order to drive its commercial value which in turn allows us to reinvest in our core objectives. We intend to meet that challenge whilst continuing to prudently manage the UCI's reserves and resources.

Jeremy Conrad-Pickles
Chief Financial Officer

AUDIT COMMITTEE REPORT TO THE UCI CONGRESS

In our function as the Audit Committee of the UCI, we have assessed the consolidated financial statements (consolidated operating statements, consolidated balance sheet, consolidated cash flow statement, consolidated statement of changes in equity and notes to the consolidated financial statements) of the Union Cycliste Internationale for the period from 1 January 2016 to 31 December 2016.

We confirm that we fulfil the criteria as defined in section A of the UCI Audit Committee Terms of Reference.

According to the Terms of Reference, it is our responsibility in respect of the consolidated financial statements to:

- Monitor the integrity of the consolidated financial statements and review any statements therein concerning risk management and internal controls
- Understand the scope of and obtain the report on the external auditors review of internal control

We have assessed the 2016 financial statements through:

- Examination of the audit reports and internal controls review of the external auditors;
- Discussion of the consolidated financial statements during the meetings of the Audit Committee held on 11 October 2016, 27 January 2017 and 24 April 2017 in the presence of the external auditors and, where appropriate, the Chief Financial Officer.

We have also assessed the accounting principles used, significant estimates made and the overall presentation of the financial statements. We believe that our assessment provides a reasonable basis for our opinion.

Furthermore, we confirm that we have had unrestricted and complete access to all the relevant documents and information necessary for our assessment.

On this basis, we recommend that the UCI Congress approve the consolidated financial statements for 2016.

For the Audit Committee



Mike Plant,
Chairman

Aigle, 24th April 2017



AUDITORS' REPORT

on the Consolidated Financial Statements



KPMG SA
Audit Suisse romande
Avenue du Théâtre 1
CH-1005 Lausanne

Case postale 6663
CH-1002 Lausanne

Téléphone +41 58 249 45 55
Téléfax +41 58 249 45 65
Internet www.kpmg.ch

Report of the Auditor to the Congress on the consolidated Financial Statements of
Union Cycliste Internationale, Aigle (Switzerland)

As auditor, we have audited the accompanying consolidated financial statements of Union Cycliste Internationale, which comprise the consolidated balance sheet, the consolidated operating statement by nature of revenue/costs, the consolidated operating statement by activity, the consolidated cash flow statement, the consolidated statement of changes in equity and the consolidated notes to the accounts for the year ended 31 December 2016.

Management Committee's Responsibility

The Management Committee is responsible for the preparation of the consolidated financial statements in accordance with Swiss GAAP RPC and the requirements of Swiss law. This responsibility includes designing, implementing and maintaining an internal control system relevant to the preparation of consolidated financial statements that are free from material misstatement, whether due to fraud or error. The Management Committee is further responsible for selecting and applying appropriate accounting policies and making accounting estimates that are reasonable in the circumstances.

Auditor's Responsibility

Our responsibility is to express an opinion on these consolidated financial statements based on our audit. We conducted our audit in accordance with Swiss Auditing Standards. Those standards require that we plan and perform the audit to obtain reasonable assurance whether the consolidated financial statements are free from material misstatement.

An audit involves performing procedures to obtain audit evidence about the amounts and disclosures in the consolidated financial statements. The procedures selected depend on the auditor's judgment, including the assessment of the risks of material misstatement of the consolidated financial statements, whether due to fraud or error. In making those risk assessments, the auditor considers the internal control system relevant to the entity's preparation of the consolidated financial statements in order to design audit procedures that are appropriate in the circumstances, but not for the purpose of expressing an opinion on the effectiveness of the entity's internal control system. An audit also includes evaluating the appropriateness of the accounting policies used and the reasonableness of accounting estimates made, as well as evaluating the overall presentation of the consolidated financial statements. We believe that the audit evidence we have obtained is sufficient and appropriate to provide a basis for our audit opinion.



*Report of the Auditor on the Consolidated Financial Statements
Union Cycliste Internationale, Aigle (Switzerland)*

Opinion

In our opinion, the consolidated financial statements for the year ended 31 December 2016 give a true and fair view of the financial position, the results of operations and the cash flows in accordance with Swiss GAAP RPC.

KPMG SA

A blue ink signature of Pierre Henri Pigeon, written in a cursive style.

Pierre Henri Pigeon
*Licensed Audit Expert
Auditor in Charge*

A blue ink signature of Cédric Rigoli, written in a cursive style.

Cédric Rigoli
Licensed Audit Expert

Lausanne, 28 June 2017

CONSOLIDATED FINANCIAL STATEMENTS

I. CONSOLIDATED OPERATING STATEMENT BY NATURE OF REVENUES/COSTS

| CHF thousands | Note | Year Ended 31/12/2016 | Year Ended 31/12/2015 |
|-------------------------------------|-----------|--------------------------|--------------------------|
| REVENUES | | | |
| Media Rights & Distribution | | 8 635 | 7 480 |
| Commercial Rights | | 5 297 | 5 366 |
| Hosting Fees | | 21 099 | 9 111 |
| Registration Fees | | 7 032 | 5 942 |
| Olympic Movement | | 21 788 | 3 272 |
| Facilities Revenue | | 2 255 | 2 484 |
| Fines & Penalties | | 355 | 333 |
| Other Revenues | | 980 | 979 |
| Total Revenues | 1 | 67 441 | 34 967 |
| DIRECT COSTS | | | |
| Logistics & Event Organisation | | -10 601 | -4 020 |
| Media & Commercial Rights Costs | | -1 424 | -1 527 |
| TV Production | | -4 713 | -2 637 |
| Cost of Goods & Materials | | -2 584 | -2 029 |
| Travel, Meetings & Related | | -4 300 | -3 498 |
| Funding & Grants | | -2 475 | -2 199 |
| Fees, Studies | 2 | -3 586 | -2 925 |
| Other Direct Costs | | -316 | -533 |
| Direct costs | 1 | -29 999 | -19 368 |
| GROSS MARGIN | | 37 442 | 15 599 |
| OPERATING EXPENSES | | | |
| Cost of Personnel | 2 | -12 673 | -12 029 |
| Fees, Consultancy | | -918 | -906 |
| Travel & Related | | -67 | -229 |
| Building & Office Costs | | -781 | -889 |
| IT & Telecoms | | -490 | -433 |
| Other Operating Expense | | -191 | -262 |
| Depreciation | 11 | -1 115 | -1 013 |
| Operating expenses | 1 | -15 853 | -15 761 |
| OPERATING RESULT | | 21 589 | -162 |
| ORDINARY RESULT | 4 | 21 657 | -1 223 |
| Change in fund capital | 18 | -244 | - |
| NET RESULT BEFORE ALLOCATION | | 21 413 | -1 223 |

II. CONSOLIDATED OPERATING STATEMENT BY ACTIVITY

| | | YEAR ENDED 31/12/2016 | | | | YEAR ENDED 31/12/2015 | | | |
|-----------------------------------|------|-----------------------|----------------|--------------------|------------------|-----------------------|----------------|--------------------|------------------|
| CHF thousands | Note | Revenues | Direct Cost | Operating Expenses | Operating Result | Revenues | Direct Cost | Operating Expenses | Operating Result |
| COMPETITIONS | | 1a | | | | | | | |
| UCI World Championships | | 27 921 | -11 701 | -1 560 | 14 660 | 16 549 | -3 998 | -1 818 | 10 734 |
| UCI World Cups | | 5 403 | -5 788 | -716 | -1 101 | 4 327 | -4 797 | -728 | -1 198 |
| Olympic Games | | 21 637 | -894 | - | 20 743 | 3 181 | -96 | - | 3 085 |
| Others | | 548 | -639 | -72 | -163 | 428 | -291 | -80 | 56 |
| Marketing & Bid Costs | | 293 | -240 | -344 | -291 | 65 | -182 | -421 | -538 |
| | | 55'802 | -19'262 | -2'692 | 33'848 | 24 549 | -9 364 | -3 047 | 12 138 |
| CYCLING GOVERNANCE | | 1b | | | | | | | |
| Presidency & Governing Bodies | 2 | - | -1 822 | -2 414 | -4 236 | - | -1 657 | -2 002 | -3 660 |
| International Calendar | | 2 735 | -1 271 | -510 | 954 | 2 321 | -1 158 | -510 | 653 |
| UCI WorldTour | | 3 249 | -3 003 | - | 246 | 2 701 | -2 985 | - | -284 |
| Anti-Doping | 3 | 1 237 | -1 592 | -483 | -838 | 1 074 | -1 383 | -800 | -1 109 |
| Other Governance Activities | | 1 210 | -602 | -380 | 228 | 880 | -234 | -232 | 414 |
| Communications | | 2 | -164 | -1 010 | -1 172 | 2 | -345 | -1 060 | -1 403 |
| | | 8 433 | -8 454 | -4 797 | -4 818 | 6 977 | -7 762 | -4 604 | -5 390 |
| TRAINING & DEVELOPMENT | | 1c | | | | | | | |
| UCI World Cycling Centre | | 1 007 | -1 656 | -1 544 | -2 193 | 1 147 | -2 040 | -1 327 | -2 220 |
| WCC Satellite Operations | | - | -263 | - | -263 | - | -310 | - | -310 |
| Overseas Development | | - | -939 | -302 | -1 241 | - | -485 | -280 | -765 |
| Other Development Initiatives | | - | -399 | - | -219 | - | -143 | - | -143 |
| | | 1 007 | -3 257 | -1 846 | -4 096 | 1 147 | -2 978 | -1 607 | -3 438 |
| VELODROME | | 1d | | | | | | | |
| Restaurant | | 1 266 | -597 | -677 | -8 | 1 202 | -527 | -644 | 31 |
| Other Operations | | 841 | -196 | -211 | 434 | 703 | -176 | -219 | 308 |
| Building & Management | | 470 | 2 | -1 364 | -892 | 463 | -32 | -1 214 | -782 |
| | | 2 577 | -791 | -2 252 | -466 | 2 368 | -734 | -2 077 | -443 |
| ADMINISTRATIVE COSTS | | 1e | | | | | | | |
| | | - | -1 | -4 538 | -4 539 | - | -87 | -4 680 | -4 767 |
| Reallocations | | -378 | 1 766 | 272 | 1 660 | -75 | 1 558 | 255 | 1 738 |
| | | 67 441 | -29 999 | -15 853 | 21 589 | 34 967 | -19 368 | -15 761 | -162 |

III. CONSOLIDATED BALANCE SHEET

| CHF thousands | NOTE III. | 31 Dec 2016 | 31 Dec 2015 |
|--------------------------------------------------|-----------|----------------|----------------|
| ASSETS | | | |
| CURRENT ASSETS | | | |
| Cash & cash equivalents | 7 | 18 689 | 7 581 |
| Investments & Financial assets - short term | 12 | 564 | 533 |
| Receivables from services | 8 | 9 179 | 4 731 |
| Other Short-Term Receivables | 9 | 352 | 619 |
| Inventory | | 37 | 32 |
| Prepayments, accrued income & deferred expenses | 10 | 4 371 | 5 004 |
| Total Current Assets | | 33 192 | 18 500 |
| NON-CURRENT ASSETS | | | |
| Tangible fixed assets | 11 | 25 231 | 26 054 |
| Intangible fixed assets | 11 | 560 | |
| Investments & financial assets | 12 | 26 000 | 15 626 |
| Long-term deferred expenses | 10 | 108 | - |
| Total Non-Current Assets | | 51 899 | 41 680 |
| RESTRICTED ASSETS | | | |
| UCI WorldTour reserve funds | 17, 18 | 2 396 | 2 179 |
| Cash guarantees held | 17, 19 | 2 226 | 6 808 |
| Total Restricted Assets | | 4 622 | 8 987 |
| TOTAL ASSETS | | 89 713 | 69 167 |
| LIABILITIES, FUND BALANCES & RESERVES | | | |
| CURRENT LIABILITIES | | | |
| Short-term debt | 7 | -185 | -184 |
| Accounts payable | | -2 322 | -2 622 |
| Other payables | 13 | -1 146 | -639 |
| Provisions | 14 | -343 | -248 |
| Deferred revenues | 15 | -13 832 | -18 477 |
| Accrued Liabilities | 16 | -5 684 | -2 147 |
| Total Current Liabilities | | -23 512 | -24 317 |
| NON-CURRENT LIABILITIES | | | |
| Long-term debt | 7 | -2 362 | -2 547 |
| Long-term deferred revenues | 15 | -5 663 | -1 176 |
| Total Non-Current Liabilities | | -8 025 | -3 723 |
| FUND CAPITAL - RESTRICTED FUNDS | | | |
| Total Fund Capital | 17 | -4 640 | -9 005 |
| ORGANISATION CAPITAL | | | |
| Free Capital | | -34 495 | -29 014 |
| Tied Capital | | -19 056 | -3 123 |
| Total Organisation Capital | | -53 551 | -32 137 |
| Minority interest share | | 15 | 15 |
| TOTAL LIABILITIES | | -89 713 | -69 167 |

IV. CONSOLIDATED STATEMENT OF CHANGES IN EQUITY (SEE NOTE 17)

CHF thousands

2016

| | Balance 1 January | Allocations | Appropriation | Internal Transfer | Foreign Exchange | Total Change | Balance 31 December |
|----------------------------------------|----------------------|---------------|---------------|----------------------|---------------------|---------------|------------------------|
| FUND CAPITAL - RESTRICTED FUNDS | | | | | | | |
| UCI WorldTour reserve funds | 2 179 | 433 | -189 | - | -27 | 217 | 2 396 |
| Third party bank guarantees | 6 807 | -5 579 | 950 | - | 48 | -4 581 | 2 226 |
| ECF Project Fund | 18 | - | - | - | - | - | 18 |
| TOTAL FUND CAPITAL | 9 004 | -5 146 | 761 | - | 21 | -4 364 | 4 640 |

ORGANISATION CAPITAL

| | | | | | | | |
|-----------------------------------|---------------|---------------|---------------|----------|----------|---------------|---------------|
| General reserve | 15 188 | 4 812 | - | - | - | 4 812 | 20 000 |
| Retained earnings | 13 825 | - | - | 668 | - | 668 | 14 493 |
| Current year surplus/-deficit | 1 | -20 745 | 21 413 | -668 | - | - | 1 |
| Free Capital | 29 014 | 15 933 | 21 413 | - | - | 5480 | 34 494 |
| Development Projects | 1 436 | -15 793 | - | - | - | 15 793 | 17 229 |
| CMC Building Fund | 1 350 | - | - | - | - | - | 1 350 |
| National Federation Fund | 336 | 140 | - | - | - | 140 | 476 |
| Tied Capital | 3 122 | 15 933 | - | - | - | 15 933 | 19 055 |
| TOTAL ORGANISATION CAPITAL | 32 136 | - | 21 413 | - | - | 21 413 | 53 549 |

2015

FUND CAPITAL - RESTRICTED FUNDS

| | | | | | | | |
|-----------------------------|---------------|------------|-------------|----------|-------------|---------------|--------------|
| UCI WorldTour reserve funds | 2 634 | - | -203 | - | -252 | -455 | 2 179 |
| Third party bank guarantees | 7 384 | 630 | -498 | - | -709 | -577 | 6 807 |
| ECF Project Fund | 18 | - | - | - | - | - | 18 |
| TOTAL FUND CAPITAL | 10 036 | 630 | -701 | - | -961 | -1 032 | 9 004 |

ORGANISATION CAPITAL

| | | | | | | | |
|-----------------------------------|---------------|----------|---------------|----------|----------|---------------|---------------|
| General reserve | 15 188 | - | - | - | - | - | 15 188 |
| Retained earnings | 15 048 | - | - | -1 223 | - | -1 223 | 13 825 |
| Current year surplus/-deficit | 1 | - | -1 223 | 1 223 | - | - | 1 |
| Free Capital | 30 237 | - | -1 223 | - | - | -1 223 | 29 014 |
| Development Projects | 1 436 | - | - | - | - | - | 1 436 |
| CMC Building Fund | 1 350 | - | - | - | - | - | 1 350 |
| National Federation Fund | 336 | - | - | - | - | - | 336 |
| Tied Capital | 3 122 | - | - | - | - | - | 3 122 |
| TOTAL ORGANISATION CAPITAL | 33 359 | - | -1 223 | - | - | -1 223 | 32 136 |

V. CONSOLIDATED CASH FLOW STATEMENT

| CHF thousands | NOTE III. | Year ended 2016 | Year ended 2015 |
|------------------------------------------------------------------------------|-----------|--------------------|--------------------|
| OPERATING PROFIT / (LOSS) | | 21 591 | -162 |
| ADJUSTMENTS TO OPERATING PROFIT / (LOSS) | | | |
| Depreciation & amortisation | 11 | 1 115 | 1 013 |
| Realised foreign exchange differences | 6 | -604 | -108 |
| | | 22 102 | 743 |
| CHANGES IN FUND CAPITAL | | -244 | - |
| CHANGES IN WORKING CAPITAL | | | |
| (Increase)/decrease in receivables & other current assets | | -3 954 | 1 078 |
| Increase/(decrease) in Accrued revenues | | -2 558 | -705 |
| Increase/(decrease) in payables & accrued expenses | | 3 774 | -1 772 |
| Increase/(decrease) in deferred event income net of expense | | 2863 | -3 540 |
| Increase/(decrease) in other deferred revenue/expense | | -91 | 58 |
| | | 4 | -4 881 |
| CASH FLOW FROM OPERATING ACTIVITIES | | 21 862 | -4 138 |
| FINANCING ACTIVITIES | | | |
| Finance lease payments | | -8 | -6 |
| Reimbursement of loans | | -177 | -177 |
| Cash flow from financing activities | | -185 | -183 |
| INVESTING ACTIVITIES | | | |
| Deposits | | 0 | 21 |
| Interest received (net) | | 57 | 148 |
| Acquisition of fixed assets | | -699 | -688 |
| Inflows from realisation of / (outflows from investment in) financial assets | 12 | -10 108 | -748 |
| Cash flow from investing activities | | 10 750 | 229 |
| CHANGE IN NET CASH & CASH EQUIVALENTS | | 10 927 | -4 092 |

| CHF thousands | NOTE III. | 2016 | 2015 |
|--------------------------------------------------|-----------|---------------|---------------|
| CASH & CASH EQUIVALENTS | 7 | | |
| Balance on 1 January | | 7 581 | 12 042 |
| Balance on 31 December | | 18 689 | 7 581 |
| | | 11 108 | -4 461 |
| Impact of exchange rates on cash | | 181 | -369 |
| CHANGE IN NET CASH & CASH EQUIVALENTS | | 10 927 | -4 092 |



NOTES TO THE ACCOUNTS

I. GENERAL INFORMATION

The UCI is a non-governmental international association with a non-profit-making purpose of international interest, having legal personality pursuant to Articles 60 ff. of the Swiss Civil Code.

The objectives of the UCI are:

- a) to direct, develop, regulate, control and discipline cycling under all forms worldwide;
- b) to promote cycling in all the countries of the world and at all levels;
- c) to organize, for all cycling sport disciplines, world championships of which it is the sole holder and owner;
- d) to draw up regulations and provisions and ensure their enforcement;
- e) to encourage friendship between all members of the cycling world;
- f) to promote sportsmanship, integrity, ethics and fair play with a view to preventing all methods or practices such as corruption or doping, which might jeopardize the integrity of competitions, riders, officials and members or give rise to abuse of cycling;
- g) to promote gender-parity and equity in all aspects of cycling;
- h) to promote Para-cycling;
- i) to advocate for the safety and rights of cyclists;
- j) to represent the sport of cycling and defend its interests before the International Olympic Committee, the International Paralympic Committee and all national and international authorities;
- k) to cooperate with the International Olympic Committee, the International Paralympic Committee in particular as regards the participation of cyclists in the Olympic Games.

Its principal resources are affiliations, race licenses, organisation fees, media and marketing rights generated by its sporting activities, as well as quadrennial revenues from cycling's participation at the Olympic Games.

The object of the present report is to provide readers and the cycling community in particular, with a clear

and complete picture of the financial situation and results of the UCI. The UCI believes in and applies the principle of financial transparency. It seeks to implement and uphold the best practices in force within the major international sporting federations.

The accounts are presented according to Swiss GAAP RPC (Accounting and Reporting Recommendations). In accordance with the provisions of SWISS GAAP RPC revenues from the Olympic Games are fully accounted in the year of receipt. Since a significant part of these revenues are used to fund athlete development at the UCI World Cycling Centre over the Olympic Cycle, the Management Committee has ringfenced these funds in the UCI Development Projects fund.

The CMC Exploitation SA legal accounts were adjusted to properly present its Sports Material Assets on the consolidated balance sheet. [\(SEE NOTE 11\)](#)
The financial statements are presented on a fully consolidated basis.

II. BASIS OF PREPARATION OF THE CONSOLIDATED FINANCIAL STATEMENTS

The Consolidated Financial Statements have been prepared in accordance with Swiss GAAP RPC, applying where necessary specific UCI regulations. Specific accounting policies are detailed below. The consolidated financial statements are presented in thousands of Swiss Francs (CHF) as a result of which some rounding differences may appear in the statements.

They have been prepared on an accruals basis under the historic cost convention.

Changes to the presentation of the financial statements have been made in order to facilitate the reader's understanding of the financial information and to achieve compliance with Swiss GAAP RPC. Where necessary, prior year items have been restated for consistency and ease of comparison.

Although the UCI does not fulfill the criteria of a Charitable Non-Profit Organisation, it has adopted key

presentational and disclosure aspects of Swiss RPC 21 (Accounting for Charitable Non-Profit Organisations) as best practice. This principally concerns the presentation of changes in equity and remuneration disclosures.

The operating statement is presented in both of the prescribed formats, by nature of income/expense and by functional area.

The functional areas are described below:

1. Competitions

Revenues and costs directly related to UCI World Championships, UCI World Cups, the Olympic Games and other UCI competitions.

2. Cycling Governance

Revenues relate principally to organiser, team and rider fees in respect of UCI-sanctioned international races, in accordance with UCI regulations and its published Financial Obligations. Cycling Governance costs include the cost of the governing bodies of the UCI, including the various commissions as well as the cost of officials at UCI sanctioned international events.

3. Training & Development

Training and development comprises principally the operations of the UCI World Cycling Centre (WCC) which welcomes trainees from around the world for periods of 1 -12 months. Also included under training and development are the UCI WCC's financial or in-kind contributions to satellites of the UCI World Cycling Centre around the world and the UCI's financial contributions to Continental Confederations or National Federations and other development initiatives.

4. Velodrome Operations

Activities included under Velodrome Operations include the public restaurant which is situated at the UCI headquarters and the commercial exploitation of the sports and business conference facilities.

5. Administrative Expenses

The cost of the shared UCI departments, namely Finance, Legal, HR, IT and office administration.

The specific accounting policies adopted by the UCI are as follows:

• Consolidation

The UCI is 100 % shareholder of Global Cycling Promotion SA (GCP), registered in Switzerland. GCP's commercial activities ceased in 2014 and the entity is currently in liquidation. The net result of GCP is shown under 'extraordinary items - liquidated business' and its assets and liabilities are included under 'other

receivables' and 'other payables' on an aggregated basis. (SEE NOTE 20)

It is expected that GCP will be fully liquidated in 2017. The UCI controls a Swiss foundation, Fondation Centre Mondial du Cyclisme, and its subsidiary CMC Exploitation SA. The results of these entities have been consolidated with the UCI on a full consolidation basis. No material valuation differences between the entities were identified except fixed assets as already described. The minority interest share is disclosed on the balance sheet.

The UCI created, and has involvement in, a second Swiss Foundation, the Cycling Anti-Doping Foundation (CADF). In order to maintain the highest degree of independence, the governance structure of the CADF ensures that UCI has no significant control or influence over CADF's internal operations. The entity is therefore not consolidated with the UCI. Disclosures concerning transactions with the CADF can be found under [NOTES 3 & 21](#).

Details of affiliates and investments are shown below :

| Name | Legal Status | Registered Number | % holding | % voting rights |
|----------------------------|-----------------|-------------------|-----------|-----------------|
| Centre Mondial du Cyclisme | Foundation | CHE-101.181.873 | 100 % | 55 % |
| CMC Exploitation SA | Limited Company | CHE-102.185.276 | 92 % | 55 % |
| GCP | Limited Company | CHE-388.212.695 | 100 % | 100 % |
| CADF | Foundation | CHE-114.131.672 | 100 % | 0 % |

Registered Office for all entities
Chemin de la Mêlée, 12, 1860 Aigle, VD, Switzerland

• Foreign Currency Transactions & Hedging Instruments

Transactions in foreign currency are converted according to the exchange rate in force at the time of the transaction. Monetary assets and liabilities in foreign currency are converted according to the exchange rate in force on the closing date of the financial year. The exchange differences that result from these transactions are recorded in the income statement under financial income.

Hedge instruments are revalued at mark-to-market rates at balance sheet date, using internationally recognised valuation methodology where appropriate. Profits or losses are booked to the income statement.

• Revenue Recognition

Revenue is recognised to the extent that it is probable

that the UCI will derive economic benefit from it and that the revenue can be reliably measured. Specifically, it is considered that due to uncertainty over recovery, the economic benefit from fines imposed on riders cannot be considered probable until payment is received and any such revenue is not recognised until payment occurs. Such amounts are nonetheless pursued with the same diligence as would apply to recovery of any other asset.

Revenue relating to competitions is recorded for the financial year during which the events take place. The revenue deriving from the Olympic Games is recognised in the year of the Olympic Games or the year it becomes probable that the UCI will derive economic benefit from it and can be reliably measured.

• **Cash and cash equivalents**

Cash and cash equivalents include cash in hand and at bank, deposits held at call with banks and other short-term, highly liquid and easily convertible investments with original maturities of less than three months.

Cash and cash equivalents are recorded at fair market value; foreign currencies are converted at the closing exchange rate.

• **Accounts receivable**

Receivables are initially recognised in the accounts at fair value, which corresponds to the amount invoiced, less any deductions. Loans and other receivables are recognised at nominal value.

Receivables and loans are subsequently measured at amortised cost using the effective interest method, less provision for impairment. A provision for impairment is established according to objective rules based on the age of the debt and the nature of the debtor.

• **Inventory**

Inventory consists of restaurant raw materials and merchandising products for resale. It is valued at cost less provision for impairment as required.

• **Tangible and Intangible Fixed Assets**

The UCI's accounting policy with regard to tangible and intangible assets is as follows:

- Property and equipment:
land, buildings, equipment and computer hardware are stated in the balance sheet at historical cost less accumulated depreciation. Subsequent expenditure is capitalised only if it increases the future economic benefits embodied in the related item.

- Sports Equipment

The UCI WCC is provided with complimentary cycling equipment by various manufacturers. The total value of this equipment is capitalised and amortised over 3 years. An offsetting liability is recognised on the balance sheet under deferred revenue. The liability is released in line with the amortisation charge and booked to reduce that charge in the income statement. As a result, the amortisation charge in the income statement is materially different from the amortisation shown in the Fixed Assets note.

(SEE NOTE 11)

- Intangible assets

Computer software is stated in the balance sheet at historical cost less accumulated depreciation. Expenditure on brands is recognised in the income statement as an expense as incurred.

All other expenditures, repairs and maintenance are recognised in the income statement as an expense as incurred.

Depreciation on assets is calculated using the straight-line method over the estimated useful life, which is as follows for the main categories:

| | |
|-----------------------------------|----------|
| Velodrome & offices | 50 yrs |
| Equipment, furniture and fittings | 5-10 yrs |
| Vehicles | 4 yrs |
| Sports equipment & uniforms | 3-5 yrs |
| Computer Hardware | 3 yrs |
| Computer Software | 2-5 yrs |

The intangible assets acquired or generated internally are recognised as an asset if the conditions defined by the RPC 10 are satisfied.

• **Financial Assets**

Financial assets are recognised at their current market value at year end date.

• **Restricted Assets**

The UCI WorldTour reserve and solidarity fund is governed by articles 2.15.243 to 2.15.253 of the UCI regulations.

Amounts recorded as Cash Guarantees Held represent sums drawn down under bank guarantees deposited by professional road racing teams in accordance with the UCI Regulations, in anticipation of future commitments to the riders resulting from a potentially valid claim by the rider against the team.

A liability in respect of Restricted Assets is recorded under Liabilities – Funds Capital – Restricted Funds.

- **Accounts payable & deferred revenue**

Accounts payable represent non interest-bearing supplier amounts due as part of the UCI's normal course of business.

Amounts invoiced but not yet recognisable are recorded under deferred revenue, split between current liabilities for events taking place <1 year and non-current liabilities.

- **Provisions**

The UCI records provisions :

- when it has an obligation, legal or constructive, to satisfy a claim and it is probable that an outflow of resources will be required;
- when a risk exists at balance sheet date : the corresponding risk provision is adjusted at year-end based on an internal analysis to match the UCI's risk exposure.
- when imminent special projects are approved prior to the balance sheet date, are already under way and are substantially complete. In the following year(s), the cost of such projects is included in the income statement as incurred, however, an equal reversal of the provision is recorded in the same period.

III. FINANCIAL STATEMENT DISCLOSURE

1. REVENUES, EXPENSES & OPERATING MARGINS

1.a COMPETITIONS

| | 2016 | | 2015 | |
|---------------|---------------|------------------|---------------|------------------|
| CHF thousands | Revenues | Operating Margin | Revenues | Operating Margin |
| Road | 22 282 | 12 069 | 10 983 | 8 486 |
| Track | 3 199 | 901 | 3 424 | 1 010 |
| Mountain bike | 4 695 | 498 | 3 723 | -170 |
| BMX | 1 146 | -76 | 1 213 | 415 |
| Cyclo-cross | 2 406 | 643 | 1 635 | 383 |
| Other | 142 | -639 | 325 | -533 |
| Olympic Games | 21 637 | 20 743 | 3 181 | 3 085 |
| Unallocated | 295 | -291 | 65 | -538 |
| | 55 802 | 33 848 | 24 549 | 12 138 |

Competitions includes revenues and costs directly related to UCI World Championships, UCI World Cups, the Olympic Games and other UCI competitions. Revenues from Olympic Games are received principally in the year of the Olympics with a final settlement in the year following the Olympics. In 2016, the UCI received 21.7M USD (2015 : 0) compared to 23.1M USD in 2012.

Direct costs related to the Olympic Games are principally travel and accommodation costs for the

UCI's delegation, including commissaires and officials. The UCI also subscribes to the IOC's global event insurance policy.

Other competition direct costs include event logistics, timing, officiating, TV production and distribution, prize money, sponsor implementation to the extent that these costs are not specifically covered by local organisers. The operating expenses are a time-based allocation of staff costs.

1.b CYCLING GOVERNANCE

UCI REGISTRATION REVENUE BY SOURCE CHF thousands

| | 2016 | 2015 |
|------------|--------------|--------------|
| Organisers | 2 758 | 2 258 |
| Teams | 3 558 | 2 969 |
| Riders | 395 | 417 |
| Other | 0 | 4 |
| | 6 711 | 5 648 |

REPRESENTING

| | | |
|--------------------------|--------------|--------------|
| International Calendar | 2 735 | 2 321 |
| UCI WorldTour | 2 956 | 2 333 |
| Anti-Doping Contribution | 1 020 | 994 |
| | 6 711 | 5 648 |

INTERNATIONAL CALENDAR BY DISCIPLINE CHF thousands

| | 2016 Revenues | 2015 Revenues |
|---------------|------------------|------------------|
| Road | 1 932 | 1 602 |
| Track | 109 | 119 |
| Mountain bike | 539 | 427 |
| BMX | 34 | 53 |
| Cyclo-cross | 105 | 94 |
| Other | 16 | 26 |
| Unallocated | - | - |
| | 2 735 | 2 321 |

Revenues from Cycling Governance relate to principally organiser, team and rider fees in respect of UCI sanctioned international races, in accordance with UCI regulations and its published Financial Obligations.

• Presidency & Governing Bodies

Direct costs include the remuneration of the governing bodies, as set out in [NOTE 2](#). Also included are the costs of Congress and Management Committee meetings as well as the costs of the different UCI commissions. Operating expenses include the cost of the President and Director General's office as well as the International Relations team.

• International Calendar

Direct costs comprise the travel costs and per diems of UCI International Commissaires attending UCI sanctioned races.

• UCI WorldTour

The revenues and costs related to the UCI WorldTour are described in more detail in Section "UCI WorldTour" following the consolidated financial statements.

• Anti-doping

See [NOTE 3](#)

• Other Governance Activities

The principal items included under Other Governance Activities are the UCI's work around equipment - this includes both the validation of bike equipment from manufacturers and the UCI's efforts to combat and detect mechanical fraud - and the revenues and costs of the UCI Womens World Tour.

1.c TRAINING & DEVELOPMENT

Training and development comprises principally the operations of the UCI World Cycling Centre (WCC) which welcomes trainees from around the world for periods of 1 -12 months. Also included under training and development are the UCI WCC's financial or in-kind contributions to satellites of the UCI World Cycling Centre around the world and the UCI's financial contributions to Continental Confederations or National Federations.

Direct costs include the costs of accommodation and meals for the WCC trainees as well as the cost of their participation at cycling races. In respect of the WCC satellite operations, the WCC is the primary funder of the operations of its South African satellite in Potchefstroom, South Africa and contributes funds and resources to satellites in Korea, India and South America; the WCC also funds athlete detection programmes globally. Operating expenses comprise principally staff costs.

1.d VELODROME

Activities included under Velodrome Operations include the public restaurant which is situated at the UCI headquarters and the commercial exploitation of the sports and business conference facilities. Direct costs comprise principally the Restaurant cost of sales. All staff costs are included under operating expenses, which also include velodrome operating, repairs and maintenance, as well as the amortisation of the building.

1.e ADMINISTRATIVE COSTS

These comprise the UCI 'back office' functions, namely legal, finance, information technology, and administrative services. Also included in the operating cost is the amortisation of the administrative building.

2. REMUNERATION OF GOVERNING BODIES & PERSONNEL COSTS

REMUNERATION OF GOVERNING BODIES CHF thousands

| | 2016 | 2015 |
|------------------------------------|------------|------------|
| President's remuneration | 387 | 351 |
| Other Management Committee Members | 238 | 219 |
| | 625 | 570 |

The costs above are included under Direct Costs. Since the 1 January 2015 the remuneration of Management Committee members was based fully on a fixed annual fee without payment of per diems.

Per diems of all other officials (commission members, commissaires, race delegates etc) can be found published on the UCI website under Financial Obligations.

In addition to the remuneration disclosed above, the UCI provides the President with a company vehicle. The President receives no other benefits. The cost of the President's remuneration disclosed above includes social charges, pension and insurance; the rates of these costs may vary from one year to another.

PERSONNEL COSTS CHF thousands

| | 2016 | 2015 |
|------------------------------------------------|--------|--------|
| Total cost of personnel | 12 673 | 12 029 |
| Of which: Remuneration of Executive Management | 1 956 | 2 105 |
| Total employee retirement costs | 742 | 734 |
| Total employees at 31 December | 115 | 111 |
| FTE employees at 31 December | 105 | 101 |
| Average FTE employees in the year | 104 | 99 |
| Average cost per FTE (CHF'000) | 121 | 122 |

AVERAGE FTE

| | | |
|-------|----|----|
| Women | 45 | 42 |
| Men | 59 | 57 |
| UCI | 76 | 73 |
| WCC | 28 | 26 |

TOTAL HEADCOUNT BY NATIONALITY

| | | |
|---------------|----|----|
| CH | 61 | 60 |
| EU | 46 | 42 |
| Americas | 5 | 6 |
| Rest of world | 3 | 3 |

Cost of personnel includes salaries, social charges, benefits and other employee-related costs. Executive Management comprises the UCI Director General and the Senior Management team.

The UCI held neither a pension benefit nor a pension obligation, as defined by RPC16, at 31 December 2016 and 2015.

3. ANTI-DOPING ACTIVITIES

The fight against doping is undertaken by the UCI and its sister organisation the Cycling Anti-Doping Foundation (CADF).

The CADF (www.cadf.ch), which was set up by the UCI but whose governance and management structure is independent of the UCI, is responsible for testing and intelligence. It is funded by direct contributions from professional road cycling stakeholders (teams and organisers) and by the UCI.

The UCI is responsible, through its Legal Anti-Doping Service, for prosecuting positive cases and, through the Anti-Doping Commission, for cycling's anti-doping regulations and strategy.

As part of the UCI's financial obligations, riders, race organisers and teams pay a levy in order to finance the fight against doping. These funds show as revenues in the operating statement and are allocated to funding the UCI's contribution to the CADF as well as the UCI's own internal costs in the fight against doping. Fines levied for anti-doping infringements are recognised in the accounts only when received. Whilst the full cost of in- and out-of competition testing as well as the cost of maintaining the biological passport are covered by the CADF, the UCI maintains an internal team of Legal Anti-Doping specialists whose role is to analyse and bring to prosecution cases opened by the CADF. The cost of this team, the prosecution of cases and the recovery of fines is fully borne by the UCI.

4. ORDINARY RESULT

| OPERATING RESULT | | 21 589 | -162 |
|---------------------------------------------|------|--------|--------|
| Financial Result | 5, 6 | 73 | -1 091 |
| Extraordinary Result- entity in Liquidation | 17 | -5 | 34 |
| Minority share of result | | 0 | -4 |
| ORDINARY RESULT | | 21 657 | -1 223 |

5. FINANCIAL RESULT

| CHF thousands | | 2016 | 2015 |
|--------------------------------------|----|---------------|---------------|
| Interest income | | 218 | 248 |
| Investment portfolio returns | 12 | 360 | - |
| Foreign exchange gains | 6 | 3 013 | 3 660 |
| Financial income | | 3 591 | 3 908 |
| Interest expense | | -19 | -10 |
| Investment portfolio losses | 12 | -63 | -450 |
| Foreign Exchange losses | 6 | -3 294 | -4 448 |
| Bank charges & investment management | | -141 | -90 |
| Financial expense | | -3 517 | -4 998 |
| NET FINANCIAL RESULT | | 73 | -1 090 |

6. FOREIGN EXCHANGE

| FOREIGN EXCHANGE GAINS & LOSSES CHF thousands | Gains | Losses | 2016 Net | Gains | Losses | 2015 Net |
|--------------------------------------------------|--------------|---------------|-------------|--------------|---------------|-------------|
| UNREALISED GAINS AND LOSSES | | | | | | |
| Receivables & payables | 238 | - | 238 | - | -133 | -133 |
| FX hedging instruments | - | -95 | -95 | - | -178 | -178 |
| | 238 | -95 | 143 | - | -311 | -311 |
| REALISED GAINS AND LOSSES | | | | | | |
| Cash at bank | 2 302 | -2 121 | 181 | 2 521 | -3 157 | -636 |
| Receivables & payables | 264 | -528 | -264 | 586 | -694 | -108 |
| FX hedging instruments | 209 | -550 | -341 | 553 | -286 | 267 |
| | 2 775 | -3 199 | -424 | 3 660 | -4 137 | -477 |
| TOTAL GAINS & LOSSES | 3 013 | -3 294 | -281 | 3 660 | -4 448 | -788 |

The UCI is structurally exposed to fluctuations in the exchange rate between the Swiss Franc and the Euro or the US Dollar.

The UCI's hedging policy consists of seeking to manage this exposure on a prudent basis through appropriate hedging instruments :

- with respect to the Euro, we seek to maintain a rolling coverage to sell Euros on a monthly basis in order to meet Swiss Franc operating expenses.
- with respect to the US Dollar, we undertake specific hedging operations focused on cash inflows from the Olympic Games.

The currency structure of the UCI's income and expenditure is summarised as follows:

| | Revenues | Expenditure |
|--------------|-------------|-------------|
| Swiss Francs | 16% | 63% |
| Euros | 70% | 36% |
| US Dollars | 11% | 0% |
| Others | 3% | 1% |
| | 100% | 100% |

At 31 December 2016:

i. The UCI held vanilla forward contracts to sell 0.5M EUR at a rate of 1.0729 and 1.0717 CHF/EUR for maturity in August and October 2017 respectively. The UCI held derivative financial instruments providing a protection to sell up to 2.35M EUR between January and June 2017 at minimum rates between 1.05 and 1.09 CHF/EUR with an upside cap between 1.14 and 1.1435 CHF/EUR.

The net premium paid/received for the above instruments options was zero CHF.

The mark-to-market value of these options at 31 December 2016 was a profit of 32 146 CHF.

ii. The UCI held options to sell (put options) a total of 13.35M US Dollars at a rate of 0.95-1.057 CHF/USD for maturity in January 2017. The UCI has also sold options granting a right (call options) to purchase a total of 14.7M USD at rates between 0.97 and 1.057CHF/USD for maturity in January 2017. The net premium paid/received for these options was zero CHF.

The mark-to-market value of these options at 31 December 2016 was a charge of 262k CHF which has been booked to the income statement.

At 31 December 2015:

i. The UCI held options to sell (put options) a total of 3.5M EUR at a rate of 1.07CHF/EUR for maturity from January to July 2016. The UCI has also sold options granting a right (call options) to purchase a total of 3.5M Euros at rates between 1.097 and 1.105CHF/EUR for maturity between January and July 2016. The net premium paid/received for these options was zero CHF.

The mark-to-market value of these options at 31 December 2015 was zero CHF.

ii. The UCI held options to sell (put options) a total of 7.75M USD at a rate of 0.96-0.9785 CHF/USD for maturity from November 2016 to January 2017. The UCI has also sold options granting a right (call options) to purchase a total of 15.5M USD at rates between 0.977 and 1.061CHF/USD for maturity between November 2016 and January 2017. The net premium paid/received for these options was zero CHF.

The mark-to-market value of these options at 31 December 2015 was a charge of 178k CHF which has been booked to the income statement.

7. CASH & BORROWINGS

CASH BY CURRENCY CHF thousands

| | 2016 | 2015 |
|------------------|---------------|--------------|
| Swiss Francs | 3 453 | 1 949 |
| Euros | 2 512 | 4 549 |
| US Dollars | 12 723 | 1 025 |
| Other currencies | 1 | 58 |
| TOTAL | 18 689 | 7 581 |

BORROWINGS CHF thousands

| | Due < 1 an | | Due > 1 an | |
|-------------------------------|------------|------------|--------------|--------------|
| | 2016 | 2015 | 2016 | 2015 |
| Loans from Public Authorities | 177 | 176 | 2 351 | 2 528 |
| Finance Lease | 8 | 8 | 11 | 19 |
| TOTAL | 185 | 184 | 2 362 | 2 547 |

As part of the construction financing of the UCI World Cycling Centre, the Fondation CMC was granted loans for CHF 4.0M and 1.0M from the Cantons of Vaud and Valais respectively, in each case with a 50% participation by the Swiss Confederation.

These loans, granted under special Swiss Regional conditions ("LIM"), are interest free and repayable over a period of 27 years in equal instalments. The loan from the Canton of Vaud carries a charge over the CMC building.

8. RECEIVABLES FROM SERVICES

| CHF thousands | 31 Dec 2016 | 31 Dec 2015 |
|---------------------------------|---------------|--------------|
| National Federations | 1 066 | 1 225 |
| Organisers | 4 903 | 2 119 |
| Teams | 354 | 246 |
| Sponsors | 453 | 773 |
| TV & Media | 2 644 | 1 563 |
| Other | 815 | 711 |
| Unrealised exchange differences | - | -238 |
| | 10 235 | 6 399 |
| less: provisions | -1 056 | -1 668 |
| | 9 179 | 4 731 |
| Not yet due | 4 658 | 1 723 |
| Due at 31/12/2016 | 5 577 | 4 913 |
| 0-180 | 3 979 | 3 095 |
| 181-360 | 389 | 392 |
| >361 | 1 209 | 1 426 |
| Unrealised exchange differences | - | -238 |
| | 10 235 | 6 399 |

9. OTHER SHORT TERM RECEIVABLES

| CHF thousands | 31 Dec 2016 | 31 Dec 2015 |
|----------------------------------------------|-------------|-------------|
| Consigned funds | 120 | 120 |
| Other debtors - due on behalf of 3rd parties | 218 | 218 |
| VAT recoverable | - | 258 |
| Other amounts | 14 | 23 |
| | 352 | 619 |

10. PREPAYMENTS, ACCRUED INCOME & DEFERRED EXPENSES

| CHF thousands | 31 Dec 2016 | 31 Dec 2015 |
|----------------------------------|--------------|--------------|
| Accrued income | 3 355 | 797 |
| Prepaid operating expenses | 257 | 196 |
| Deferred event & season expenses | 691 | 3 973 |
| Other items | 68 | 38 |
| AMOUNTS DUE <1 YEAR | 4 371 | 5 004 |
| Deferred event & season expenses | 108 | - |
| AMOUNTS DUE >1 YEAR | 108 | - |

In 2016, Accrued income relates principally to value in kind revenues for the MTB World Cup which compensate with value in kind supplies recorded under liabilities. (NOTE 16)

Deferred event expenses in 2015 related principally to advance supplier payments in respect of the organisation of the 2016 UCI Road World Championships in Doha.

11. FIXED ASSETS

| CHF thousands | Land | Building | Equipment & fittings | Sports Equipment | IT Equipment | Vehicles | Total |
|---------------------------------|------|----------|-------------------------|---------------------|-----------------|----------|--------|
| COST | | | | | (*) | | |
| Balance 1 January 2015 | 775 | 27 361 | 3 434 | 3 471 | 1 991 | 217 | 37 249 |
| Acquisitions | - | - | 476 | 793 | 125 | 116 | 1 510 |
| Disposals | - | - | -1 079 | -1 357 | -1 504 | -154 | -4 094 |
| Balance 31 December 2015 | 775 | 27 361 | 2 831 | 2 907 | 612 | 179 | 34 625 |
| Acquisitions | - | - | 106 | 1 122 | 609 | - | 1 837 |
| Disposals | - | - | -23 | -1 190 | - | - | -1 213 |
| Balance 31 December 2016 | 775 | 27 361 | 2 914 | 2 839 | 1 221 | 179 | 35 289 |
| ACCUMULATED AMORTISATION | | | | | | | |
| Balance 1 January 2015 | 16 | 4 805 | 2 384 | 1 403 | 1 696 | 154 | 10 458 |
| Amortisation charge | 15 | 550 | 230 | 510 | 153 | 22 | 1 480 |
| Disposals | - | - | -1 077 | -592 | -1 504 | -154 | -3 327 |
| Balance 31 December 2015 | 31 | 5 355 | 1 537 | 1 321 | 345 | 22 | 8 611 |
| Amortisation charge | 15 | 549 | 316 | 706 | 148 | 44 | 1 778 |
| Disposals | - | - | -7 | -884 | - | - | -891 |
| Balance 31 December 2016 | 46 | 5 904 | 1 846 | 1 143 | 493 | 66 | 9 498 |
| NET REALISABLE VALUE | | | | | | | |
| At 31 December 2015 | 744 | 22 006 | 1 294 | 1 586 | 267 | 157 | 26 054 |
| At 31 December 2016 | 729 | 21 457 | 1 068 | 1 696 | 728 | 113 | 25 791 |

(*) Includes 560k Intangible asset acquired in 2016

The total carrying value of assets held under finance leases at 31 December 2016 was 11 317 CHF (2015 : 19 309 CHF).

Included under Sports Equipment is cycling material provided free of charge to the UCI World Cycling Centre by various manufacturers.

A corresponding liability is booked in liabilities and

taken to the income statement over 3 years; the amortisation charge is therefore neutralised in the income statement.

The amortised value of this equipment at 31 December 2016 was 1.6M CHF (2015 : 1.4M CHF). The total additions in 2016 were 1.1M CHF (2015 : 0.8M CHF)

12. FINANCIAL ASSETS

FINANCIAL ASSETS BY TYPE AND CURRENCY

| CHF thousands | CHF | EUR | USD | Other | 31 Dec 16 Total | 31 Dec 15 Total |
|----------------------------|---------------|--------------|--------------|------------|--------------------|--------------------|
| Short term portfolio | 132 | 432 | - | - | 564 | 534 |
| Long term portfolio | 22 040 | 1 365 | 1 854 | 720 | 25 979 | 15 604 |
| Total Portfolio | 22 172 | 1 797 | 1 854 | 720 | 26 543 | 16 138 |
| Deposits | 21 | - | - | - | 21 | 21 |
| Total Financial Assets | 22 193 | 1 797 | 1 854 | 720 | 26 564 | 16 159 |
| OF WHICH, LONG TERM | 22 061 | 1 365 | 1 854 | 720 | 26 000 | 15 625 |

PORTFOLIO BY TYPE

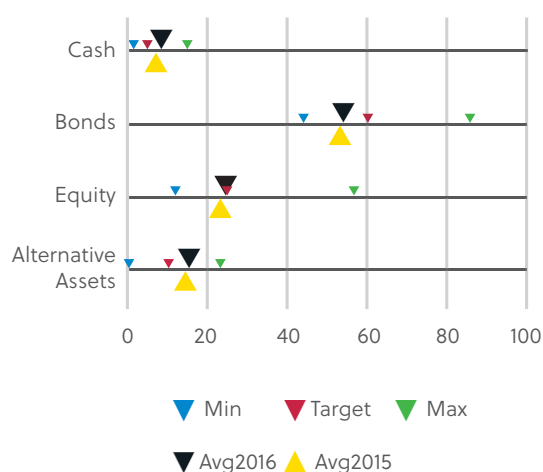
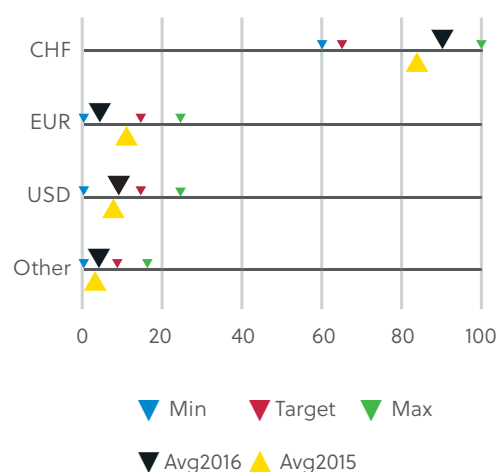
| CHF'000 | CHF | EUR | USD | Other | 31 Dec 16 Total | 31 Dec 15 Total |
|--------------------|--------|-------|-------|-------|--------------------|--------------------|
| Cash | 13 816 | - | 10 | - | 13 826 | 942 |
| Bonds | 4 094 | 1 251 | 192 | 218 | 5 755 | 8 767 |
| Equity | 2 193 | 348 | 1 013 | 502 | 4 056 | 4 015 |
| Property | 364 | 198 | 639 | - | 1 201 | 1 338 |
| Alternative assets | 1 705 | - | - | - | 1 705 | 1 075 |
| | 22 172 | 1 797 | 1 854 | 720 | 26 543 | |

| | | | | | | |
|------------------------------|--------------|--------------|--------------|------------|--|---------------|
| 31 DEC 15 BY CURRENCY | 9 040 | 3 942 | 2 537 | 618 | | 16 138 |
|------------------------------|--------------|--------------|--------------|------------|--|---------------|

RECONCILIATION OF INVESTMENT PORTFOLIO
CHF thousands

| | 2016 | 2015 |
|------------------------------------|---------------|---------------|
| TOTAL VALUE AT 1 JANUARY | 16 138 | 17 334 |
| New investments | 10 673 | - |
| Withdrawals | -468 | -844 |
| Returns excluding foreign exchange | 204 | -258 |
| Foreign Exchange | -4 | -94 |
| Investment Returns | 200 | -352 |
| TOTAL VALUE AT 31 DECEMBER | 26 543 | 16 138 |

The average holdings of portfolio assets during the year broke down as follows compared to the strategic targets:

BY INVESTMENT TYPE

BY INVESTMENT CURRENCY


The UCI's Management Committee has defined a defensive investments strategy designed to protect the organisation's assets whilst benefitting from low-risk growth opportunities.

In 2013, the UCI Management Committee selected two investment managers for its portfolio. In anticipation of additional funds available for investment following the Rio Olympic Games, a review was made of the UCI's existing investment managers and a revised selection was made of three partners to manage the UCI's portfolio over the current Olympic cycle.

The investment managers make independent choices of investments within a defined range of investment types. The UCI's management reviews investment performance on a regular basis.

Since the first revenues from the Rio Olympic Games were converted from US Dollars to Swiss Francs in November 2016 and these new funds were entrusted to the investment managers at the end of the financial year, the cash holding at 31/12/2016 is significantly higher than would normally be expected.

13. OTHER PAYABLES

| CHF thousands | 31 Dec 2016 | 31 Dec 2015 |
|------------------------------------------|--------------|-------------|
| Employee-related liabilities | -8 | -91 |
| Amounts to be collected from 3rd parties | -361 | -433 |
| VAT payable | -762 | -110 |
| Others | -15 | -5 |
| | -1146 | -639 |

14. PROVISIONS

| CHF thousands | 31 Dec 2016 | 31 Dec 2015 |
|--------------------------------------------|-------------|-------------|
| Unrealised losses on financial instruments | -273 | -178 |
| Litigation provisions | -70 | -70 |
| | -343 | -248 |

15. DEFERRED REVENUES : SHORT-TERM & LONG TERM

| CHF thousands | 31 Dec 2016 | 31 Dec 2015 |
|-------------------------------------------|---------------|---------------|
| UCI World Championships | 10 530 | 12 877 |
| UCI World Cups | 89 | 84 |
| Other organiser fees | 1 818 | 1 416 |
| Team licenses | 3 435 | 3 255 |
| Olympic Games - training & development | 0 | 21 |
| UCI-WCC donated & Value-in-Kind equipment | 1 570 | 1 418 |
| Media & sponsorship | 2 037 | 573 |
| Other | 16 | 9 |
| | 19 495 | 19 653 |
| DEFERRED REVENUES <1 YEAR | 13 832 | 18 477 |
| DEFERRED REVENUES >1 YEAR | 5 663 | 1 176 |

16. ACCRUED LIABILITIES

| CHF thousands | 31 Dec 2016 | 31 Dec 2015 |
|-------------------------------------------|--------------|--------------|
| Value-in-Kind Supplies | 3 153 | 508 |
| Media Rights Costs | 685 | 592 |
| Event-related costs | 483 | 158 |
| Professional Cycling Council stakeholders | - | 200 |
| Employee-related | 402 | 159 |
| Other accruals | 961 | 530 |
| | 5 684 | 2 147 |

17. FUND CAPITAL & ORGANISATION CAPITAL

FUND CAPITAL - RESTRICTED FUNDS

UCI WorldTour Reserve Funds

The UCI WorldTour Reserve Fund is governed by articles 2.15.243 to 2.15.253 of the UCI regulations. The fund was established to support a UCI WorldTour Team or Organiser or to carry out projects for the benefit of all UCI WorldTour partners. Use of the fund is decided by the Professional Cycling Council.

Cash Guarantees Held

Amounts recorded as cash guarantees held represent sums drawn down under bank guarantees deposited by professional road racing teams in accordance with the UCI Regulations, in anticipation of future commitments to the riders resulting from a potentially valid claim by the rider against the team. Any surplus amounts after all claims have been settled are returned to the team which issued the guarantee. Guarantees are further described in [NOTE 19](#).

ORGANISATION CAPITAL - TIED CAPITAL

Development Projects

The Development Project Fund is controlled by the UCI Management Committee and was established to finance projects of a diverse nature which contribute to the development of the UCI and cycling in general. Any utilisation of, or attribution to, the fund is made by the UCI Management Committee.

A portion of the revenues deriving from the Olympic Games, recognised in the year of the Olympic Games, is allocated to the Development Project Fund to support the development of the sport via the UCI World Cycling Centre.

Following the decision of the Management Committee of January 26, 2017, the Olympic Games revenues from Rio for the WWC for the years 2017-2019 is 10.1M CHF respectively 3.4M, 3.3M and 3.4M.

National Federation Fund

The National Federation Fund is controlled by the UCI Management Committee and was established to finance specific projects proposed to it by National Federations. The Fund exists as a complement to on-going funding provided by the UCI to the Continental Confederations and National Federations which are funded out of UCI operations. Any utilisation of, or attribution to, the fund is made by the UCI Management Committee.

ORGANISATION CAPITAL - FREE CAPITAL

General Reserve

The General Reserve has been constituted by the UCI Management Committee with the goal of achieving a 20M CHF balance by the year 2020. The fund is intended to act as a reserve to ensure the UCI's continuing operations for a minimum two years in the face of a catastrophic event. Any utilisation of, or attribution to, the fund is made by the UCI Management Committee.

Retained Earnings

The UCI's retained earnings are used to manage year-to-year changes in the organisation's fortunes.

18. MOVEMENT OF FUNDS

MOVEMENT OF RESTRICTED FUNDS CHF thousands

| | 31 Dec 2016 | 31 Dec 2015 |
|-------------------------------------------------------------------------|-------------|-------------|
| UCI WORLDTOUR RESERVE FUND | | |
| Release of funds to cover 2015 losses due to impact of foreign exchange | -50 | -203 |
| Study to improve prize money distribution process | -139 | |
| Allocation of surplus to fund | 434 | - |
| | 244 | -203 |

Movements in the **Third Party Bank Guarantee Restricted Fund** are triggered by claims submitted by interested parties to the UCI against the WorldTour teams. A call on the guarantee by the UCI will generate an inflow of restricted funds and payments out to claimants, following the UCI's procedures and regulations, will generate an outflow of funds. The amount held reduced significantly in 2016

following resolution of a longstanding claim by the competent authorities.

Development initiatives in 2016 and 2015 were fully funded from the UCI's operations.

The movement for 2015 was attributed directly to the operations of the UCI and therefore does not show as a change in fund capital on the income statement.

19. GUARANTEES RECEIVED

The UCI receives guarantees from professional cycling teams (UCI WorldTeams and UCI Professional Continental Teams) as well as from organisers of certain UCI World Championships.

The team guarantees are intended to defray any debts, notably but not exclusively to UCI license holders, unsettled by the team in accordance with the UCI's regulations. Once a valid claim has been made against a professional cycling team, the UCI will call

the guarantee and the funds will be held as Restricted Funds until a competent authority has ruled on the claim.

The organiser guarantees are intended to guarantee payment to the UCI and performance of the organiser's obligation to hold the Championships. Guarantees held are not recorded on the UCI's balance sheet unless they are drawn down. Non drawn-down amounts held are as follows :

| CHF thousands | 31 Dec 2016 | 31 Dec 2015 |
|----------------------------|---------------|---------------|
| Professional Cycling Teams | 95 493 | 78 715 |
| UCI Organisers | 1 320 | 1 237 |
| | 96 813 | 79 952 |

In addition to these amounts, the UCI is beneficiary of funds held by an Escrow Agent in the United Kingdom in lieu of a guarantee in respect of a future UCI Road World Championship.

20. GLOBAL CYCLING PROMOTION SA

SUMMARISED BALANCE SHEET

| CHF thousands | 31 Dec 2016 | 31 Dec 2015 |
|----------------------------------|-------------|-------------|
| ASSETS | | |
| Other short-term assets | 189 | 190 |
| | 189 | 190 |
| LIABILITIES | | |
| Other short-term liabilities | 11 | 13 |
| | 11 | 13 |
| SHAREHOLDERS FUNDS | 177 | 177 |
| | 189 | 190 |
| AMOUNTS DUE (TO)/FROM UCI | 189 | 190 |

Global Cycling Promotion SA (GCP) was put into liquidation in 2015. Created to organise professional cycling events and develop professional cycling globally, GCP's main activity was organising the Tour of Beijing. GCP is not consolidated on a full consolidation basis but instead its net result is shown in the Consolidated Operating Statement under extraordinary result and its balance sheet included on an aggregated basis under Other Short-Term Receivables and Other Payables. Further disclosure of GCP is shown below.

SUMMARISED INCOME STATEMENT

| CHF thousands | 31 Dec 2016 | 31 Dec 2015 |
|-------------------------|-------------|-------------|
| Revenues | 1 | - |
| Operating Expenses | 0 | -20 |
| Operating Result | 1 | -20 |
| Financial Result | 0 | 48 |
| NET RESULT | 1 | 28 |

21. RELATED PARTY TRANSACTIONS

| CHF thousands | 31 Dec 2016 | 31 Dec 2015 |
|-----------------------------------------|-------------|-------------|
| Amounts due (to) / from related parties | 59 | -2 |
| | 59 | -2 |

| CHF thousands | 31 Dec 2016 | 31 Dec 2015 |
|-----------------------------------------|---------------|-------------|
| OPERATING STATEMENT TRANSACTIONS | | |
| Contribution to CADF | -1 238 | -1 100 |
| Office & shared services revenue | 117 | 154 |
| | -1 121 | -946 |

22. OPERATING LEASES

The total amount due under operating leases is :

DUE < 5 YEARS

| CHF thousands | 31 Dec 2016 | 31 Dec 2015 |
|------------------|--------------|-------------|
| Office Equipment | 169 | 255 |
| Property leases | 915 | 43 |
| | 1 084 | 298 |

DUE > 5 YEARS

| CHF thousands | 31 Dec 2016 | 31 Dec 2015 |
|------------------|-------------|-------------|
| Office Equipment | - | - |
| Property leases | 530 | - |
| | 530 | - |



23. OTHER ITEMS

• Risk management

The UCI Management Committee and management make a regular analysis of the strategic and operational risk that the UCI may face. The main risks that are likely to have a significant impact on the UCI's finances are assessed and covered by a plan of action and protection measures. The UCI's management is responsible for implementing these measures, the enforcement and effectiveness of which are regularly overseen by the President.

• Contingent assets pledged and liabilities:

- Current account assets and investments with one of the banks, totaling CHF 9.7M are pledged to cover a bank credit facility of CHF 3.0M. The facility was not used in 2016 or 2015.
- A mortgage note of CHF 1.0M on the Aigle administrative building is pledged to another bank by way of guarantee for forward transactions and currency options. There were no open transactions at 31 December 2016 (2015 : Nil)

• Assets held for a third party

The UCI has opened two bank accounts in its own name on behalf of the African Cycling Confederation. These fiduciary assets whose balances amounted to CHF 84,133 and USD 42,280 on 31 December 2016 and CHF 86,772 and USD 64,157 on 31 December 2015, do not appear on the UCI's balance sheet.

AUDITORS' REPORT

on the Statutory Financial Statements



KPMG SA
Audit Suisse romande
Avenue du Théâtre 1
CH-1005 Lausanne

Case postale 6663
CH-1002 Lausanne

Téléphone +41 58 249 45 55
Téléfax +41 58 249 45 65
Internet www.kpmg.ch

Report of the Statutory Auditor to the Congress of

Union Cycliste Internationale, Aigle (Switzerland)

Report of the Statutory Auditor on the Financial Statements

As statutory auditor, we have audited the accompanying financial statements of Union Cycliste Internationale, which comprise the balance sheet, income statement and notes for the year ended 31 December 2016.

Management Committee's Responsibility

The Management Committee is responsible for the preparation of the financial statements in accordance with the requirements of Swiss law and the company's articles of incorporation. This responsibility includes designing, implementing and maintaining an internal control system relevant to the preparation of financial statements that are free from material misstatement, whether due to fraud or error. The Management Committee is further responsible for selecting and applying appropriate accounting policies and making accounting estimates that are reasonable in the circumstances.

Auditor's Responsibility

Our responsibility is to express an opinion on these financial statements based on our audit. We conducted our audit in accordance with Swiss law and Swiss Auditing Standards. Those standards require that we plan and perform the audit to obtain reasonable assurance whether the financial statements are free from material misstatement.

An audit involves performing procedures to obtain audit evidence about the amounts and disclosures in the financial statements. The procedures selected depend on the auditor's judgment, including the assessment of the risks of material misstatement of the financial statements, whether due to fraud or error. In making those risk assessments, the auditor considers the internal control system relevant to the entity's preparation of the financial statements in order to design audit procedures that are appropriate in the circumstances, but not for the purpose of expressing an opinion on the effectiveness of the entity's internal control system. An audit also includes evaluating the appropriateness of the accounting policies used and the reasonableness of accounting estimates made, as well as evaluating the overall presentation of the financial statements. We believe that the audit evidence we have obtained is sufficient and appropriate to provide a basis for our audit opinion.

Opinion

In our opinion, the financial statements for the year ended 31 December 2016 comply with Swiss law and the company's articles of incorporation.



Union Cycliste Internationale, Aigle (Switzerland)
Report of the Statutory Auditor on the Financial Statements

Report on Other Legal Requirements

We confirm that we meet the legal requirements on licensing according to the Auditor Oversight Act (AOA) and independence (article 728 CO) and that there are no circumstances incompatible with our independence.

In accordance with article 728a paragraph 1 item 3 CO and Swiss Auditing Standard 890, we confirm that an internal control system exists, which has been designed for the preparation of financial statements according to the instructions of the Management Committee.

We recommend that the financial statements submitted to you be approved.

KPMG SA

A blue ink signature of Pierre Henri Pingeon, consisting of stylized initials 'PH'.

Pierre Henri Pingeon
Licensed Audit Expert
Auditor in Charge

A blue ink signature of Cédric Rigoli, written in a cursive style.

Cédric Rigoli
Licensed Audit Expert

Lausanne, 28 June 2017

STATUTORY FINANCIAL STATEMENTS

I. BALANCE SHEET

| CHF thousands | 31 Dec 2016 | 31 Dec 2015 |
|--------------------------------------------------|----------------|----------------|
| ASSETS | | |
| CURRENT ASSETS | | |
| Cash & cash equivalents | 17 151 | 6 359 |
| Receivables from Services | 9 289 | 4 265 |
| Other Short-Term Receivables | 670 | 963 |
| Inventory | 21 | 15 |
| Prepayments & deferred expenses | 4 323 | 4 982 |
| Total Current Assets | 31 454 | 16 584 |
| NON-CURRENT ASSETS | | |
| Financial assets | 26 564 | 16 159 |
| Tangible fixed assets | 8 569 | 9 053 |
| Intangible fixed assets | 560 | - |
| Long-term deferred expenses | 108 | - |
| Total Non-Current Assets | 35 801 | 25 212 |
| RESTRICTED ASSETS | | |
| UCI WorldTour reserve funds | 2 396 | 2 179 |
| Cash guarantees held | 2 226 | 6 808 |
| Total Restricted Assets | 4 622 | 8 987 |
| TOTAL ASSETS | 71 877 | 50 783 |
| LIABILITIES, FUND BALANCES & RESERVES | | |
| CURRENT LIABILITIES | | |
| Accounts payable | -3 245 | -2 967 |
| Other payables | -1 017 | -523 |
| Provisions | -343 | -248 |
| Deferred revenues | -13 372 | -17 845 |
| Accrued Liabilities | -5 555 | -2 058 |
| Total Current Liabilities | -23 532 | -23 641 |
| NON-CURRENT LIABILITIES | | |
| Long-term deferred revenues | -4 541 | -386 |
| Total Non-Current Liabilities | -4 541 | -386 |
| FUND CAPITAL - RESTRICTED FUNDS | | |
| Total Fund Capital | -4 640 | -9 005 |
| ORGANISATION CAPITAL | | |
| Free Capital | -21 530 | -16 050 |
| Tied Capital | -17 634 | -1 701 |
| Total Organisation Capital | -39 164 | -17 751 |
| TOTAL LIABILITIES | -71 877 | -50 783 |

II. INCOME STATEMENT

| CHF thousands | Year Ended 31/12/2016 | Year Ended 31/12/2015 |
|--------------------------------|--------------------------|--------------------------|
| Revenues | 64 855 | 32 185 |
| Direct costs | -30 980 | -19 777 |
| GROSS MARGIN | 33 875 | 12 408 |
| Cost of Personnel | -9 616 | -9 365 |
| Other Operating Expense | -2 070 | -2 734 |
| Depreciation | -606 | -533 |
| Operating expenses | -12 292 | -12 632 |
| Operating Result | -21 583 | -224 |
| Financial Result | 74 | -1 081 |
| ORDINARY RESULT | 21 657 | -1 305 |
| Allocations (To/From Reserves) | -20 989 | - |
| PROFIT/LOSS | 668 | -1 305 |

III. NOTE

1. ACCOUNTING PRINCIPLES

The Financial Statements have been prepared in accordance with Swiss GAAP RPC (Accounting and Reporting Recommendations) and the Swiss Code of Obligations (CO), applying where necessary specific UCI regulations. Specific accounting policies are detailed below.

The financial statements are presented in thousands of Swiss Francs (CHF) as a result of which some rounding differences may appear in the accounts. They have been prepared on an accruals basis under the historic cost convention.

2. COMPANY INFORMATION

The Union Cycliste Internationale (UCI) is registered under the number CHE-107.741.983 at the Commercial Registry of the Canton of Vaud. The UCI is an Association under Swiss law with its registered office at Chemin de la Mêlée, 12, 1860 Aigle, Vaud, Switzerland.

On average, the UCI has fewer than 250 full-time employees.

3. INVESTMENTS IN AFFILIATES

| Name | Legal Status | Registered Number | Registered Office | % holding | % voting rights |
|--------------------------------|-----------------|----------------------|----------------------------------------|-----------|--------------------|
| Centre Mondial du Cyclisme | Foundation | CHE-101.181.873 | Chemin de la Mêlée, 12, 1860 Aigle, VD | 100% | 55% |
| CMC Exploitation SA | Limited Company | CHE-102.185.276 | Chemin de la Mêlée, 12, 1860 Aigle, VD | 92% | 55% |
| Global Cycling Promotion SA | Limited Company | CHE-388.212.695 | Chemin de la Mêlée, 12, 1860 Aigle, VD | 100% | 100% |
| Cycling Anti-Doping Foundation | Foundation | CHE-114.131.672 | Chemin de la Mêlée, 12, 1860 Aigle, VD | 100% | 0% |

A fair value provision has been booked against the UCI's investments in its affiliates and therefore they do not appear on the UCI's balance sheet.

4. FINANCE LEASE OBLIGATIONS

The total non-discounted cost of future obligations from finance leases are as follows :

| CHF thousands | DUE < 1 YEAR | | DUE > 1 YEAR | |
|---------------|--------------|-----------|--------------|-----------|
| | 31 Dec 16 | 31 Dec 15 | 31 Dec 16 | 31 Dec 15 |
| Vehicle Lease | 8 | 8 | 11 | 19 |

5. PENSION SCHEME DEBTS

The total amount due at 31 December 2016 in respect of pension contributions was CHF 36,761 (2015 : CHF 10,701).

6. GUARANTEES GIVEN

Other than rental deposits recorded in the balance sheet, no guarantees had been given at 31 December 2016 (2015 : None).

7. ASSETS PLEDGED

Current account assets and investments with one of the banks, totalling CHF 9.7M, are pledged to cover a bank credit facility of CHF 3.0M. The facility was not used in 2016 or 2015.

A mortgage note of CHF 1M on the Aigle administrative building is pledged to another bank by way of guarantee for forward transactions and currency options. There were no open transactions at 31 December 2016 (2015 : Nil).

8. CONDITIONAL LIABILITIES

No conditional liabilities existed at 31 December 2016 (2015 : None).

9. POST BALANCE SHEET EVENTS

There were no post balance sheet events having a material impact of the organisation's situation at 31 December 2016.



UCI WORLDTOUR

The UCI WorldTour is not an independent legal entity, but an activity of the UCI which is managed by a committee, the Professional Cycling Council (PCC), representing the UCI, organisers, teams and riders and is under the responsibility of the UCI Management

Committee. Personnel working for the management and operation of the UCI WorldTour are thus part of UCI staff and all of the costs and income are included in the UCI's accounts. The financial flows specific to the UCI WorldTour are detailed below.

| CHF'000 | 2016 | 2015 |
|----------------------------------|---------------|---------------|
| REVENUES | | |
| Team Fees | 1 637 | 1 406 |
| Organiser Fees | 1 319 | 931 |
| Other revenues | 292 | 161 |
| Total Revenues | 3 249 | 2 498 |
| DIRECT COSTS | | |
| Team assessment & audit | -405 | -457 |
| Commissaires & officials | -246 | -338 |
| Technical controls & race safety | -175 | - |
| Meetings, seminars, work groups | -274 | -385 |
| Event Evaluation | -46 | -51 |
| Stakeholder contributions | -300 | -300 |
| Marketing & communication | -33 | -51 |
| Other direct costs | -178 | -25 |
| Total Direct Costs | -1 657 | -1 607 |
| GROSS MARGIN | 1 592 | 891 |
| OPERATING EXPENSES | | |
| UCI WorldTour personnel | -460 | -503 |
| UCI Security & Technical | -50 | - |
| UCI shared resources | -837 | -875 |
| Total Operating Expenses | -1 347 | -1 378 |
| OPERATING PROFIT/(LOSS) | 245 | -487 |
| Use of Reserve Fund | 189 | 203 |
| NET RESULT | 434 | -284 |



The UCI WorldTour Reserve Fund, shown under Restricted Funds in the UCI balance sheet and described in [NOTE 16](#) to the UCI Consolidated Financial Statements, is reconciled below.

The Fund is held in Euros and hence expressed below in Euros.

| EUROS '000 | 2016 | 2015 |
|------------------------------------|--------------|--------------|
| Fund balance at 1 January | 2 003 | 2 191 |
| Net change in the year | 232 | -188 |
| FUND BALANCE AT 31 DECEMBER | 2 235 | 2 003 |
| REPRESENTED BY | | |
| Cash at bank at 31 December | 1 389 | 1 761 |
| Creditors at 31 December | 846 | 242 |
| | 2 235 | 2 003 |
| AMOUNTS IN SWISS FRANCS | 2 396 | 2 179 |

LIST OF NATIONAL FEDERATIONS

| | |
|-----------------------------------------|------------------------------------------------------------|
| AFGHANISTAN | Afghanistan Cycling Federation |
| ALBANIA | Albanian Cycling Federation |
| ALGERIA | Fédération Algérienne de Cyclisme |
| ANDORRA | Federació Andorrana de Ciclisme |
| ANGOLA | Fédération Cycliste de L'angola |
| ANTIGUA AND BARBUDA | Antigua & Barbuda Cycling Association |
| ARGENTINA | Unión Ciclista de la República Argentina |
| ARMENIA | Cycling Federation of Armenia |
| ARUBA | Aruba Wielers Bond |
| AUSTRALIA | Cycling Australia |
| AUSTRIA | AUSTRIAN CYCLING FEDERATION |
| AZERBAIJAN | Azerbaijan Cycling Federation |
| BAHAMAS | Bahamas Cycling Federation |
| BANGLADESH | Bangladesh Cycling Federation |
| BARBADOS | Barbados Cycling Union |
| BURUNDI | Fédération Burundaise de Cyclisme |
| BELGIUM | Royale Ligue Velocipédique Belge |
| BENIN | Fédération Béninoise de Cyclisme |
| BERMUDA | Bermuda Bicycle Association |
| BOSNIA AND HERZEGOVINA | Cycling Federation of Bosnia And Herzegovina |
| BELIZE | Cycling Federation of Belize |
| BELARUS | Belarusian Cycling Federation |
| BOLIVIA | Federación Boliviana de Ciclismo |
| BOTSWANA | Botswana Cycling Association |
| BRAZIL | Confederação Brasileira de Ciclismo |
| BAHRAIN | Bahrain Cycling Association |
| BRUNEI DARUSSALAM | Brunei Darussalam Cycling Federation |
| BULGARIA | Bulgarian Cycling Union |
| BURKINA FASO | Fédération Burkinabe de Cyclisme |
| CENTRAL AFRICAN REPUBLIC | Federation Centrafricaine de Cyclisme |
| CAMBODIA | Cambodian Cycling Federation |
| CANADA | Canadian Cycling Association |
| CAYMAN ISLANDS | Cayman Islands Cycling Association |
| CONGO | Federation Congolaise de Cyclisme |
| CHILE | Federación Ciclista de Chile |
| PEOPLE'S REPUBLIC OF CHINA | Chinese Cycling Association |
| COTE D'IVOIRE | Fédération Ivoirienne de Cyclisme |
| CAMEROON | Fédération Camerounaise de Cyclisme |
| DEMOCRATIC REPUBLIC OF THE CONGO | Federation Cycliste de la Republique Democratique Du Congo |
| COLOMBIA | Federación Colombiana de Ciclismo |
| COMOROS | Fédération Comorienne de Cyclisme (suspendue) |
| COSTA RICA | Federación Costarricense de Ciclismo |

| | |
|---------------------------------|-----------------------------------------------------|
| CROATIA | Hrvatski Biciklisticki Savez |
| CUBA | Federación Cubana de Ciclismo |
| CYPRUS | Cyprus Cycling Federation |
| CZECH REPUBLIC | Czech Cycling Federation |
| DENMARK | Danmarks Cykle Union |
| DIJIBOUTI | Fédération Djiboutienne de Cyclisme |
| DOMINICA | Cycling Association Dominica |
| DOMINICAN REPUBLIC | Federación Dominicana de Ciclismo |
| ECUADOR | Federación Ecuatoriana de Ciclismo |
| EGYPT | Egyptian Cycling Federation |
| ERITREA | Eritrean National Cycling Federation |
| EL SALVADOR | Federación Salvadoreña de Ciclismo |
| SPAIN | Real Federación Española de Ciclismo |
| ESTONIA | Estonian Cyclists Union |
| ETHIOPIA | Ethiopian Cycling Federation |
| FIJI | Cycling Fiji |
| FINLAND | The Cycling Union of Finland |
| FRANCE | Fédération Française de Cyclisme |
| GABON | Fédération Gabonaise de Cyclisme |
| GAMBIA | Gambia Cycling Association |
| GREAT BRITAIN | British Cycling Federation |
| GEORGIA | Cycling Federation of Georgia |
| GERMANY | Bund Deutscher Radfahrer Ev. |
| GHANA | Ghana Cycling Association |
| GREECE | Hellenic Cycling Federation |
| GRENADA | Grenada Cycling Federation |
| GUATEMALA | Federación Guatemalteca de Ciclismo |
| GUINEA | Fédération Guinéenne de Cyclisme |
| GUAM | Guam Cycling Federation |
| GUYANA | Guyana Cycling Federation |
| HAITI | Fédération Haïtienne de Cyclisme |
| HONG KONG, CHINA | The Cycling Association of Hong Kong, China Limited |
| HONDURAS | Federacion Nacional de Ciclismo de Honduras |
| HUNGARY | Hungarian Cycling Federation |
| INDONESIA | Indonesian Cycling Federation |
| INDIA | Cycling Federation of India |
| ISLAMIC REPUBLIC OF IRAN | Cycling Federation of Islamic Republic of Iran |
| IRELAND | Cycling Ireland |
| IRAQ | Iraqi Cycling Federation |
| ICELAND | Icelandic Cycling Union |
| ISRAEL | Israel Cycling Federation |
| VIRGIN ISLANDS | Virgin Islands Cycling Federation |
| ITALY | Federazione Ciclistica Italiana |
| JAMAICA | Jamaica Cycling Federation |
| JORDAN | Jordan Cycling Federation |

| | |
|----------------------------------------------|--------------------------------------------------------------|
| JAPAN | Japan Cycling Federation |
| KAZAKHSTAN | Kazakhstan Cycling Federation |
| KENYA | Kenya Cycling Federation |
| KYRGYZSTAN | Kyrgys Cycling Federation |
| KOREA | Korea Cycling Federation |
| KOSOVO | Cycling Federation of Kosovo |
| SAUDI ARABIA | Saudi Cycling Federation |
| KUWAIT | Kuwait Cycling Federation |
| LAO PEOPLE'S DEMOCRATIC REPUBLIC | Lao Cycling Federation |
| LATVIA | Latvian Cycling Federation |
| LIBYA | Libyan Cycling Federation |
| LEBANON | Fédération Libanaise de Cyclisme |
| LIBERIA | Liberia National Cycling Association |
| SAINT LUCIA | St. Lucia Cycling Association |
| LESOTHO | Lesotho Cycling Association |
| LIECHTENSTEIN | Liechtensteiner Radfahrerverband |
| LITHUANIA | Lithuanian Cycling Federation |
| LUXEMBOURG | Fédération Du Sport Cycliste Luxembourgeois |
| MACAO, CHINA | Associação de Ciclismo de Macao, Chine |
| MADAGASCAR | Fédération Malgache de Cyclisme |
| MOROCCO | Fédération Royale Marocaine de Cyclisme |
| MALAYSIA | Malaysian National Cycling Federation |
| MALAWI | Cycling Federation of Malawi |
| REPUBLIC OF MOLDOVA | Moldavian Cycling Federation |
| MEXICO | Federación Mexicana de Ciclismo |
| MONGOLIA | Mongolian Cycling Federation |
| FORMER YUGOSLAV REPUBLIC OF MACEDONIA | Cycling Federation of Macedonia |
| MALI | Fédération Malienne de Cyclisme |
| MALTA | Malta Cycling Federation |
| MONTENEGRO | Cycling Association of Montenegro |
| MONACO | Fédération Monegasque de Cyclisme |
| MOZAMBIQUE | Federação Moçambicana de Ciclismo |
| MAURITIUS | Fédération Mauricienne de Cyclisme |
| MAURITANIA | Fédération Mauritanienne de Cyclisme |
| MYANMAR | Myanmar Cycling Federation |
| NAMIBIA | Namibian Cycling Federation |
| NICARAGUA | Federación Nicaraguense de Ciclismo |
| NETHERLANDS | Koninklijke Nederlandsche Wielren Unie |
| NEPAL | Nepal Cycling Association |
| NIGERIA | Cycling Federation of Nigeria |
| NIGER | Fédération Nigerienne de Cyclisme |
| NORWAY | Norges Cykleforbund |
| NEW ZEALAND | Cycling New Zealand |
| OMAN | Oman Cycling Association |
| PAKISTAN | Pakistan Cycling Federation |
| PANAMA | Federación Panamena de Ciclismo |
| PARAGUAY | Federación Paraguaya de Ciclismo |
| PERU | Federación Deportiva Peruana de Ciclismo |
| PHILIPPINES | Philcycling Integrated Cycling Federation of The Philippines |
| POLAND | Union Cycliste de Pologne |
| PORTUGAL | Federação Portuguesa de Ciclismo |

| | |
|----------------------------------------------|------------------------------------------------------------------|
| DEMOCRATIC PEOPLE'S REPUBLIC OF KOREA | Cycling Association of The Democratic People's Republic of Korea |
| PUERTO RICO | Federación de Ciclismo de Puerto Rico |
| QATAR | Qatar Cycling Federation |
| ROMANIA | Romanian Cycling Federation |
| SOUTH AFRICA | Cycling South Africa |
| RUSSIAN FEDERATION | Russian Cycling Federation |
| RWANDA | Federation Rwandaise de Cyclisme |
| SENEGAL | Fédération Sénégalaise de Cyclisme |
| SEYCHELLES | Seychelles Cycling Association |
| SINGAPORE | Singapore Cycling Federation |
| SAINT KITTS AND NEVIS | St Kitts And Nevis Cycling Federation |
| SIERRA LEONE | Sierra Leone National Cycling Association |
| SLOVENIA | Fédération Slovène de Cyclisme |
| SAN MARINO | Federazione Sammarinese Ciclismo |
| SOMALIA | Somali Cycling Federation |
| SERBIA | Cycling Federation of Serbia |
| SRI LANKA | Cycling Federation of Sri Lanka |
| SAO TOME AND PRINCIPE | Federation Santomeenne de Cyclisme |
| SUDAN | Sudan Cycling Federation |
| SWITZERLAND | Swiss Cycling |
| SURINAME | Surinaamse Wielren Unie |
| SLOVAKIA | Slovak Cycling Federation |
| SWEDEN | Svenska Cykelförbundet |
| SWAZILAND | Cycling Association of Swaziland |
| SYRIAN ARAB REPUBLIC | Syrian Arab Cycling Federation |
| UNITED REPUBLIC OF TANZANIA | Cycling Association of Tanzania |
| THAILAND | Thai Cycling Association |
| TAJIKISTAN | TAJIKISTAN CYCLING FEDERATION |
| TURKMENISTAN | Cycling Federation of Turkmenistan |
| TIMOR LESTE | Timor Leste Cycling |
| TOGO | Fédération Togolaise de Cyclisme |
| CHINESE TAIPEI | Chinese Taipei Cycling Association |
| TRINIDAD AND TOBAGO | Trinidad And Tobago Cycling Federation |
| TUNISIA | Fédération Tunisienne de Cyclisme |
| TURKEY | Turkish Cycling Federation |
| UNITED ARAB EMIRATES | U.A.E. Cycling Federation |
| UGANDA | Uganda Cycling Association |
| UKRAINE | Fédération Ukrainienne de Cyclisme |
| URUGUAY | Federacion Ciclista Uruguayaya |
| UNITED STATES OF AMERICA | USA Cycling |
| UZBEKISTAN | Uzbekistan Cycling Federation |
| VANUATU | Vanuatu Amateur Cycling Federation |
| BOLIVARIAN REPUBLIC OF VENEZUELA | Federacion Venezolana de Ciclismo |
| VIETNAM | Vietnam Cycling Federation |
| SAINT VINCENT AND THE GRENADINES | St-vincent & Grenadines Cycling Union |
| YEMEN | Yemen Cycling Federation |
| ZAMBIA | Cycling Association of Zambia |
| ZIMBABWE | Cycling Zimbabwe Association |

MANAGEMENT COMMITTEE AND GENERAL ORGANISATION

MANAGEMENT COMMITTEE

PRESIDENT

Mr Brian COOKSON (GBR)

VICE-PRESIDENTS

Dr Mohamed Wagih AZZAM (EGY)

Ms Tracey GAUDRY (AUS)

Mr David LAPPARTIENT (FRA)

MEMBERS

Mr Mohammed BEN EL MAHI (MAR)

Mr Hee Wook CHO (KOR)

Mr Renato DI ROCCO (ITA)

Mr Harald Tiedemann HANSEN (NOR)

Mr Artur LOPES (POR)

Mr Igor Viktorovich MAKAROV (RUS)

Mr Emin MÜFTÜOĞLU (TUR)

Mr José Manuel PELAEZ (CUB)

Mr Mike PLANT (USA)

Mr Marian STETINA (CZE)

Mr Tom VAN DAMME (BEL)

CO-OPTED MEMBERS

Mr Boo Woong CHOI (KOR) as Secretary General of the ACC

Mr Bobbie TRAKSEL (NED) as President of the Athletes' Commission

(Composition at 31 December 2016)

GENERAL ORGANISATION

Congress

|

President

Management Committee

Executive Board

|

Director General

Administrative Services

|

Commissions

Independent Unit

Cycling Anti-Doping
Foundation (CADF)

(Status at 31 December 2016)



COMMISSIONS

PROFESSIONAL CYCLING COUNCIL

PRESIDENT

Mr David LAPPARTIENT (FRA)

MEMBERS APPOINTED BY THE MANAGEMENT COMMITTEE

Mr Gilles Delion (FRA)

Ms Agata Lang (POL)

Mr Marco Pinotti (ITA)

Mr Mike Plant (USA)

Mr Tom Van Damme (BEL)

RIDERS' REPRESENTATIVE

Mr Bobbie Traksel (NED)

MEMBERS APPOINTED BY THE ASSOCIATIONS

Mr Gianni Bugno (ITA)

Member appointed by the CPA

Mr Javier Barrio (ESP)

AIGCP member appointed by a UCI WorldTeam

Mr Iwan Spekenbrink (NED)

AIGCP member appointed by a UCI WorldTeam

Mr Richard Chassot (SUI)

Member appointed by holders of a UCI WorldTour licence for an event, a member of the AIOCC

Mr Christian Prudhomme (FRA)

Member appointed by the other race organisers of the UCI WorldTour, a member of the AIOCC

HONORARY PRESIDENT

Mr Vittorio Adorni (ITA)

ROAD COMMISSION

PRESIDENT

Mr Tom VAN DAMME (BEL)

MEMBERS APPOINTED BY THE UCI MANAGEMENT COMMITTEE

Mr Stefano Feltrin (ITA)

Mr Alexander Gusyatnikov (RUS)

Mr Charlie Jackson (GBR)

Mr Sean Petty (USA)

Ms Yvonne Mattsson (SWE)

ORGANISERS' REPRESENTATIVE, MEMBER OF THE AIOCC

Mr Ed Buchette (LUX)

RIDERS' REPRESENTATIVES, MEMBERS OF THE ATHLETES' COMMISSION

Ms Iris Slappendel (NED)

Ms Marianne Vos (NED)

DEVELOPMENT TEAMS' REPRESENTATIVE

Mr Pierre-Yves Chatelon (FRA)

UCI PROFESSIONAL CONTINENTAL TEAMS REPRESENTATIVE, DESIGNATED BY THE AIGCP

Mr Javier Barrio (ESP)

TRACK COMMISSION

PRESIDENT

Mr Marian STETINA (CZE)

MEMBERS APPOINTED BY THE UCI MANAGEMENT COMMITTEE

Mr Gabriel Curuchet (ARG)

Ms Tanya Dubnicoff (CAN)

Mr Toni Kirsch (GER)

Mr William Newman (RSA)

Mr Jos Smets (BEL)

Mr John Tolkamp (CAN)

Mr Kevin Tabotta (AUS)

RIDERS' REPRESENTATIVE

Mr Teun Mulder (NED)

RIDERS' REPRESENTATIVE, MEMBER OF THE ATHLETES' COMMISSION

Ms Anna Meares (AUS)

MOUNTAIN BIKE COMMISSION

PRESIDENT

Mr Emin MÜFTÜOĞLU (TUR)

MEMBERS APPOINTED BY THE UCI MANAGEMENT COMMITTEE

Mr Mannie Heymans (NAM)

Mr Brian Jolly (CAN)

Mr Thierry Maréchal (BEL)

RIDERS' REPRESENTATIVE (GRAVITY AND CROSS-COUNTRY), MEMBERS OF THE ATHLETES' COMMISSION

Mr Greg Minnaar (RSA)

Gravity representative

Ms Georgia Gould (USA)

Cross-country representative

BMX COMMISSION

PRESIDENT

Mr Artur LOPES (POR)

MEMBERS APPOINTED BY THE UCI MANAGEMENT COMMITTEE

Mr Roger Rinderknecht (SUI)

Ms Jolanda Polkamp (NED)

Mr Jose Luiz Vasconcellos (BRA)

Ms Sarah Walker (NZL)

RIDERS' REPRESENTATIVE, MEMBER OF THE ATHLETES' COMMISSION

Ms Mariana Pajon (COL)

PARA-CYCLING COMMISSION

PRESIDENT

Mr Mohammed BEN EL MAHI (MAR)

MEMBERS APPOINTED BY THE UCI MANAGEMENT COMMITTEE

Mr Peter Day (AUS)

Ms Catherine Gastou (FRA)

Mr Roger Getzmann (SUI)

Mr Roberto Rancilio (ITA)

Ms Marianna Davis (USA)

RIDERS' REPRESENTATIVE

Ms Sarah Storey (GBR)

RIDERS' REPRESENTATIVE, MEMBER OF THE ATHLETES' COMMISSION

Ms Greta Neimanas (USA)

CYCLO-CROSS COMMISSION

PRESIDENT

Mr Mike PLANT (USA)

MEMBERS APPOINTED BY THE UCI MANAGEMENT COMMITTEE

Mr Geoff Proctor (USA)

Mr Beat Wabel (SUI)

Ms Helen Wyman (GBR)

Mr Sven Nys (BEL)

RIDERS' REPRESENTATIVE, MEMBER OF THE ATHLETES' COMMISSION

Ms Marianne Vos (NED)

TRIALS COMMISSION

PRESIDENT

Mr Peter FISCH (SUI)

MEMBERS APPOINTED BY THE UCI MANAGEMENT COMMITTEE

Mr Joël Bourret (FRA)

Ms Karin Moor (SUI)

RIDERS' REPRESENTATIVE, MEMBER OF THE ATHLETES' COMMISSION

Mr Kenny Belaey (BEL)

INDOOR CYCLING COMMISSION

PRESIDENT

Mr Marian STETINA (CZE)

MEMBERS APPOINTED BY THE UCI MANAGEMENT COMMITTEE

Ms Claudia Bee (GER)

Mr Hanspeter Flachsmann (SUI)

Mr Yoshiyuki Taenaka (JPN)

Mr Peter Vandeberg (NED)

RIDERS' REPRESENTATIVE, MEMBER OF THE ATHLETES' COMMISSION

Mr Manuel Kopp (GER)

ATHLETES' COMMISSION

PRESIDENT

Mr Bobbie TRAKSEL (NED)
Road

MEMBERS

Ms Iris Slappendel (NED)
Road

Mr Greg Minnaar (RSA)
MTB

Ms Georgia Gould (USA)
MTB

Mr Donny Robinson (USA)
BMX

Ms Mariana Pajon (COL)
BMX

Mr Tobias Fankhauser (SUI)
Para-cycling

Ms Greta Neimanas (USA)
Para-cycling

Mr Kevin Sireau (FRA)
Track

Ms Anna Meares (AUS)
Track

Ms Marianne Vos (NED)
Cyclo-cross

Mr Kenny Belaey (BEL)
Trials

Mr Manuel Kopp (GER)
Indoor cycling

Ms Sarah Walker (NZL)
Co-opted member

MASS PARTICIPATION EVENTS COMMISSION

PRESIDENT

Mr José Manuel PELAEZ (CUB)

MEMBERS APPOINTED BY THE UCI MANAGEMENT COMMITTEE

Mr Trevor Bailey (VIN)

Mr Andy Cook (GBR)

Mr Jon Leighton (AUS)

Mr Ricardo Nogare (BRA)

Mr Tone Lien (NOR)

Mr Gianluca Santilli (ITA)

ADVOCACY COMMISSION

PRESIDENT

Mr Brian COOKSON (GBR)

MEMBERS APPOINTED BY THE UCI MANAGEMENT COMMITTEE

Ms Pia Allerslev (DEN)

Mr Tim Blumenthal (USA)

Mr Patrick François (FRA)

Mr Christopher Peck (GBR)

WOMEN'S COMMISSION

PRESIDENT

Ms Tracey GAUDRY (AUS)

MEMBERS APPOINTED BY THE UCI MANAGEMENT COMMITTEE

Mr Martin Barras (AUS)
National Coach (road/track)

Ms Karen Bliss (USA)
Industry representative

Mr Mark Buttermann (GER)
Media

Ms Kristy Scrymgeour (AUS)
Team owner

Mr Thibaud Coudriou (FRA) / Mr Thierry Gouvenou (FRA)
Event organisers

RIDERS' REPRESENTATIVE

Ms Katie Compton (USA)
Cyclo-cross

EQUIPMENT COMMISSION

PRESIDENT

Mr Harald Tiedemann HANSEN (NOR)

MEMBERS

Mr Rolf Aldag (GER)
Former professional rider

Mr Pascal Chanteur (FRA)
Member appointed by the CPA

Mr Carsten Jeppesen (DEN)
UCI WorldTeam Management member

Mr Robbert de Kock (NED)
Cycling industry representative

Prof. Jan-Anders Manson (SWE)
Technology Expert

Mr Alex Roussel (FRA)
Cycling mechanic

Ms Martina Schär (SUI)
Cycling fans' representative

Mr Martijn Swinkels (NED)
UCI Commissaire

Mr Bobbie Traksel (NED)
Riders' representative

COMMISSAIRES COMMISSION

PRESIDENT

Mr Renato DI ROCCO (ITA)

MEMBERS

Ms Rosella Bonfanti (ITA)
Mr Guy Dobbelaere (BEL)
Mr Alexander Donike (GER)
Mr Peter Fisch (SUI)
Ms Catherine Gastou (FRA)
Mr Philippe Marien (BEL)
Mr Norm McCann (NZL)
Mr Benno Nijland (NED)
Mr Peter Vandeberg (NED)

INTERNATIONAL DEVELOPMENT AND NATIONAL FEDERATIONS' COMMISSION

PRESIDENT

Mr Brian COOKSON (GBR)

MEMBERS APPOINTED BY THE UCI MANAGEMENT COMMITTEE

Dr Mohamed Wagih Azzam (EGY) *
Mr Hee Wook Cho (KOR) *
Ms Tracey Gaudry (AUS) *
Mr David Lappartient (FRA)*
Mr Jose Manuel Pelaez (CUB) *

* or other persons nominated by them.

ANTI-DOPING COMMISSION

PRESIDENT

Mr Artur LOPES (POR)

MEMBERS APPOINTED BY THE UCI MANAGEMENT COMMITTEE

Mr Chris Jarvis (GBR)
Ms Marjolaine Viret (SUI)

MEDICAL COMMISSION

PRESIDENT

Dr Mohamed Wagih AZZAM (EGY)

MEMBERS APPOINTED BY THE UCI MANAGEMENT COMMITTEE

Ms Katharina Grimm (GER)
Mr Artur Lopes (POR)
Mr Armand Mégret (FRA)
Mr Olaf Schumacher (GER)

AUDIT COMMITTEE

PRESIDENT

Mr Mike PLANT (USA)

MEMBERS

Mr Harald Tiedemann Hansen (NOR)
Mr Igor Viktorovich Makarov (RUS)
Mr Marian Stetina (CZE)

REMUNERATION COMMISSION

PRESIDENT

Mr Mike PLANT (USA)

MEMBERS

Mr Brian Cookson (GBR)
Mr Renato Di Rocco (ITA)

LICENCE COMMISSION

PRESIDENT

Mr Pierre ZAPPELLI (SUI)

MEMBERS

Mr Paolo Franz (SUI)

Mr Hans Höhener (SUI)

Mr André Hürter (SUI)

DISCIPLINARY COMMISSION - ARBITRAL BOARD

PRESIDENTS

Disciplinary Commission:

Mr Jean-Pierre MORAND (SUI)

Arbitral Board:

Mr Mohammed BEN EL MAHI (MAR)

MEMBERS

Mr Yao Allah-Kouame (CIV)

Mr Eduardo S. C. Amorim (BRA)

Mr Peter Bartels (AUS)

Mr Phill Bates (AUS)

Mr Victor Berezov (RUS)

Mr Josep-D. Bochaca (ESP)

Mr Marco Bognetti (ITA)

Mr Rocco Cattaneo (SUI)

Ms Norma Gimondi (ITA)

Mr Paolo Giucastro (ITA)

Ms Maria-Laura Guardamagna (ITA)

Mr Tatsuo Hayashi (JPN)

Mr Volker Hesse (AUT)

Mr Roland Hofer (SUI)

Mr Luciano Hostins (BRA)

Mr Madis Lepajoe (EST)

Mr Philippe Marien (BEL)

Mr Paul Mauriac (FRA)

Mr Lucien Maurin (FRA)

Mr Giovanni Meraviglia (ITA)

Mr Jean-Pierre Morand (SUI)

Mr Julien Mordacq (FRA)

Mr Gabriel Nigon (SUI)

Mr Mika Niskanen (FIN)

Mr Thilo Pachmann (SUI)

Ms Kendrah Potts (GBR)

Mr Patrice Roy (FRA)

Mr Mohamed Sahnoun (GHA)

Mr Alexis Schoeb (SUI)

Mr Martijn Swinkels (NED)

Mr Wim Van Herreweghe (BEL)

ANTI-DOPING TRIBUNAL

MEMBERS

Prof. Ulrich Haas (GER)

Ms Emily Wisnosky (USA)

Mr Andreas Zagklis (GRE)

Mr Julien Zylberstein (FRA)

ETHICS COMMISSION

PRESIDENT

Mr Bernard FOUCHER (FRA)


MEMBERS

Mr Marc Cavaliero (ITA/SUI)

Mr Richard Leggat (NZL)

Mr Urvasi Naidoo (GBR/RSA)

Mr Marcel Wintels (NED)



2016 RESULTS & STANDINGS

ROAD

RIO 2016 OLYMPIC GAMES (BRA)

Elite Men road race

1. Greg VAN AVERMAET (BEL)
2. Jakob FUGLSANG (DEN)
3. Rafal MAJKA (POL)

Elite Women road race

1. Anna VAN DER BREGGEN (NED)
2. Emma JOHANSSON (SWE)
3. Elisa LONGO BORGHINI (ITA)

Elite Men time trial

1. Fabian CANCELLARA (SUI)
2. Tom DUMOULIN (NED)
3. Christopher FROOME (GBR)

Elite Women time trial

1. Kristin ARMSTRONG (USA)
2. Olga ZABELINSKAYA (RUS)
3. Anna VAN DER BREGGEN (NED)

UCI ROAD WORLD CHAMPIONSHIPS

Doha (QAT) – 09-16.10.2016

Results

Elite Men road race

1. Peter SAGAN (SVK)
2. Mark CAVENDISH (GBR)
3. Tom BOONEN (BEL)

U23 Men road race

1. Kristoffer HALVORSEN (NOR)
2. Pascal ACKERMANN (GER)
3. Jakub MARECZCKO (ITA)

Junior Men road race

1. Jakob EGHOLM (DEN)
2. Niklas MARKL (GER)
3. Reto MULLER (SUI)

Elite Women road race

1. Amalie DIDERIKSEN (DEN)
2. Kirsten WILD (NED)
3. Lotta LEPISTO (FIN)

Junior Women road race

1. Elisa BALSAMO (ITA)
2. Skylar SCHNEIDER (USA)
3. Susanne ANDERSEN (NOR)

Elite Men time trial

1. Tony MARTIN (GER)
2. Vasil KIRYIENKA (BLR)
3. Jonathan CASTROVIEJO NICOLAS (ESP)

U23 Men time trial

1. Marco MATHIS (GER)
2. Maximilian SCHACHMANN (GER)
3. Miles SCOTSON (AUS)

Junior Men time trial

1. Brandon MCNULTY (USA)
2. Mikkel BJERG (DEN)
3. Ian GARRISON (USA)

Elite Women time trial

1. Amber NEBEN (USA)
2. Ellen VAN DIJK (NED)
3. Katrin GARFOOT (AUS)

Junior Women time trial

1. Karlijn SWINKELS (NED)
2. Lisa MORZENTI (ITA)
3. Juliette LABOUS (FRA)

Elite Men team time trial

1. ETIXX - QUICK STEP (BEL)
2. BMC RACING TEAM (USA)
3. ORICA-BIKEEXCHANGE (AUS)

Elite Women team time trial

1. BOELS DOLMANS CYCLING TEAM (NED)
2. CANYON SRAM RACING (GER)
3. CERVELO BIGLA PRO CYCLING TEAM (GER)

Ranking

Nations ranking

1. Germany
2. United States of America
3. Netherlands

UCI WORLDTOUR

Results

Santos Tour Down Under (AUS)

1. Simon GERRANS (AUS)
2. Richie PORTE (AUS)
3. Sergio Luis HENAO MONTOYA (COL)

Paris-Nice (FRA)

1. Geraint THOMAS (GBR)
2. Alberto CONTADOR VELASCO (ESP)
3. Richie PORTE (AUS)

Tirreno-Adriatico (ITA)

1. Greg VAN AVERMAET (BEL)
2. Peter SAGAN (SVK)
3. Bob JUNGELS (LUX)

Milano-Sanremo (ITA)

1. Arnaud DEMARE (FRA)
2. Ben SWIFT (GBR)
3. Jurgen ROELANDTS (BEL)

E3 Harelbeke (BEL)

1. Michal KWIATKOWSKI (POL)
2. Peter SAGAN (SVK)
3. Ian STANNARD (GBR)

Gent-Wevelgem in Flanders Fields (BEL)

1. Peter SAGAN (SVK)
2. Sep VANMARCKE (BEL)
3. Viacheslav KUZNETSOV (RUS)

Volta Ciclista a Catalunya (ESP)

1. Nairo Alexander QUINTANA ROJAS (COL)
2. Alberto CONTADOR VELASCO (ESP)
3. Daniel MARTIN (IRL)

Ronde van Vlaanderen / Tour des Flandres (BEL)

1. Peter SAGAN (SVK)
2. Fabian CANCELLARA (SUI)
3. Sep VANMARCKE (BEL)

Vuelta Ciclista al Pais Vasco (ESP)

1. Alberto CONTADOR VELASCO (ESP)
2. Sergio Luis HENAO MONTOYA (COL)
3. Nairo Alexander QUINTANA ROJAS (COL)

Paris-Roubaix (FRA)

1. Mathew HAYMAN (AUS)
2. Tom BOONEN (BEL)
3. Ian STANNARD (GBR)

Amstel Gold Race (NED)

1. Enrico GASPAROTTO (ITA)
2. Michael VALGREN (DEN)
3. Sonny COLBRELLI (ITA)

La Flèche Wallonne (BEL)

1. Alejandro VALVERDE BELMONTE (ESP)
2. Julian ALAPHILIPPE (FRA)
3. Daniel MARTIN (IRL)

Liège-Bastogne-Liège (BEL)

1. Wouter POELS (NED)
2. Michael ALBASINI (SUI)
3. Rui Alberto FARIA DA COSTA (POR)

Tour de Romandie (SUI)

1. Nairo Alexander QUINTANA ROJAS (COL)
2. Thibaut PINOT (FRA)
3. Jon IZAGUIRRE INSAUSTI (ESP)

Giro d'Italia (ITA)

1. Vincenzo NIBALI (ITA)
2. Jhoan Esteban CHAVES RUBIO (COL)
3. Alejandro VALVERDE BELMONTE (ESP)

Cratérium du Dauphiné (FRA)

1. Christopher FROOME (GBR)
2. Romain BARDET (FRA)
3. Daniel MARTIN (IRL)

Tour de Suisse (SUI)

1. Miguel Angel LOPEZ MORENO (COL)
2. Jon IZAGUIRRE INSAUSTI (ESP)
3. Warren BARGUIL (FRA)

Tour de Pologne (POL)

1. Tim WELLENS (BEL)
2. Fabio FELLINE (ITA)
3. Alberto BETTIOL (ITA)

Tour de France (FRA)

1. Christopher FROOME (GBR)
2. Romain BARDET (FRA)
3. Nairo Alexander QUINTANA ROJAS (COL)

Clasica Ciclista San Sebastian (ESP)

1. Bauke MOLLEMA (NED)
2. Tony GALLOPIN (FRA)
3. Alejandro VALVERDE BELMONTE (ESP)

Cyclclassics Hamburg (GER)

1. Caleb EWAN (AUS)
2. John DEGENKOLB (GER)
3. Giacomo NIZZOLO (ITA)

Bretagne Classic - Ouest-France (FRA)

1. Oliver NAESEN (BEL)
2. Alberto BETTIOL (ITA)
3. Alexander KRISTOFF (NOR)

Grand Prix Cycliste de Québec (CAN)

1. Peter SAGAN (SVK)
2. Greg VAN AVERMAET (BEL)
3. Anthony ROUX (FRA)

Grand Prix Cycliste de Montréal (CAN)

1. Greg VAN AVERMAET (BEL)
2. Peter SAGAN (SVK)
3. Diego ULISSI (ITA)

Vuelta a España (ESP)

1. Nairo Alexander QUINTANA ROJAS (COL)
2. Christopher FROOME (GBR)
3. Jhoan Esteban CHAVES RUBIO (COL)

Eneco Tour (BEL)

1. Niki TERPSTRA (NED)
2. Oliver NAESEN (BEL)
3. Peter SAGAN (SVK)

Il Lombardia (ITA)

1. Jhoan Esteban CHAVES RUBIO (COL)
2. Diego ROSA (ITA)
3. Rigoberto URAN URAN (COL)

Rankings

Individual ranking

1. Peter SAGAN (SVK)
2. Nairo Alexander QUINTANA ROJAS (COL)
3. Christopher FROOME (GBR)

Teams ranking

1. MOVISTAR TEAM (ESP)
2. TINKOFF (RUS)
3. TEAM SKY (GBR)

Nations ranking

1. Spain
2. Colombia
3. Great Britain

UCI WOMEN'S WORLDTOUR

Results

Strade Bianche (ITA)

1. Elizabeth ARMITSTEAD (GBR)
2. Katarzyna NIEWIADOMA (POL)
3. Emma JOHANSSON (SWE)

Women's WorldTour Ronde van Drenthe (NED)

1. Chantal Blaak (NED)
2. Gracie ELVIN (AUS)
3. Trixi WORRACK (GER)

Trofeo Alfredo Binda – Comune di Cittiglio (ITA)

1. Elizabeth ARMITSTEAD (GBR)
2. Megan GUARNIER (USA)
3. Jolanda NEFF (SUI)

Gent-Wevelgem in Flanders Fields (BEL)

1. Chantal BLAAK (NED)
2. Lisa BRENNAUER (GER)
3. Lucinda BRAND (NED)

Ronde van Vlaanderen / Tour des Flandres (BEL)

1. Elizabeth ARMITSTEAD (GBR)
2. Emma JOHANSSON (SWE)
3. Chantal BLAAK (NED)

La Flèche Wallonne Féminine (BEL)

1. Anna VAN DER BREGGEN (NED)
2. Evelyn STEVENS (USA)
3. Megan GUARNIER (USA)

Tour of Chongming Island (CHN)

1. Chloe HOSKING (AUS)
2. Ting Ying HUANG (TPE)
3. Leah KIRCHMANN (CAN)

Amgen Tour of California (USA)

1. Megan GUARNIER (USA)
2. Kristin ARMSTRONG (USA)
3. Evelyn STEVENS (USA)

Philadelphia International Cycling Classic (USA)

1. Megan GUARNIER (USA)
2. Elisa LONGO BORGHINI (ITA)
3. Alena AMIALIUSIK (BLR)

Aviva Womens Tour (GBR)

1. Elizabeth ARMITSTEAD (GBR)
2. Ashleigh MOOLMAN-PASIO (RSA)
3. Elisa LONGO BORGHINI (ITA)

Giro d'Italia Internazionale Femminile (ITA)

1. Megan GUARNIER (USA)
2. Evelyn STEVENS (USA)
3. Anna VAN DER BREGGEN (NED)

La Course by Le Tour de France (FRA)

1. Chloe HOSKING (AUS)
2. Lotta LEPISTO (FIN)
3. Marianne VOS (NED)

Prudential Ride London (GBR)

1. Kirsten WILD (NED)
2. Nina KESSLER (NED)
3. Leah KIRCHMANN (CAN)

Crescent Vargarda UCI Women's WorldTour TTT (SWE)

1. BOELS DOLMANS CYCLING TEAM (NED)
2. CERVELO BIGLA PRO CYCLING TEAM (GER)
3. RABOLIV WOMEN CYCLING TEAM (NED)

Crescent Vargarda UCI Women's WorldTour (SWE)

1. Emilia FAHLIN (SWE)
2. Lotta LEPISTO (FIN)
3. Chantal BLAAK (NED)

GP de Plouay-Bretagne (FRA)

1. Eugenia BUJAK (POL)
2. Elena CECCHINI (ITA)
3. Joëlle NUMAINVILLE (CAN)

Madrid Challenge by La Vuelta (ESP)

1. Jolien D'HOORE (BEL)
2. Chloe HOSKING (AUS)
3. Marta BASTIANELLI (ITA)

Rankings

Individual ranking

1. Megan GUARNIER (USA)
2. Leah KIRCHMANN (CAN)
3. Elizabeth ARMITSTEAD (GBR)

Teams ranking

1. BOELS DOLMANS CYCLING TEAM (NED)
2. WIGGLE HIGH5 (GBR)
2. RABOLIV WOMEN CYCLING TEAM (NED)

Youth ranking

1. Katarzyna NIEWIADOMA (POL)
2. Floortje MACKAIJ (NED)
3. Sheyla GUTIERREZ RUIZ (ESP)

UCI UNDER 23 NATIONS' CUP

Results

Asian Cycling Championships- road race

1. Mehdi RAJABI (IRI)
2. Than Tung HUYNH (VIE)
3. Mohammad GANJKHANLOU (IRI)

Gent-Wevelgem / Kattekoers – leper (BEL)

1. Mads PEDERSEN (DEN)
2. Anders SKAARSETH (NOR)
3. Gabriel CULLAIGH (GBR)

Ronde van Vlaanderen / Tour des Flandres (BEL)

1. David PER (SLO)
2. Jonathan DIBBEN (GBR)
3. Corentin ERMENAUT (FRA)

ZLM-Roompot tour (NED)

1. Amund Grondahl JANSEN (NOR)
2. Markus HOELGAARD (NOR)
3. Tobias FOSS (NOR)

Panamerican Championships- road race (VEN)

1. Jose Luis RODRIGUEZ (CHI)
2. Jhonnatan Manuel NARVAEZ PRADO (ECU)
3. John Andreson RODRIGUEZ SALAZAR (COL)

Závod Míru U23 (CZE)

1. David GAUDU (FRA)
2. Tao GEOGHEGAN HART (GBR)
3. Kilian FRANKINY (SUI)

Coppa dei Laghi – Trofeo Almar (ITA)

1. Alexandr KULIKOVSKIY (RUS)
2. Dorian GODON (FRA)
3. Riccardo MINALI (ITA)

Tour de l'Avenir (FRA)

1. David GAUDU (FRA)
2. Edward RAVASI (ITA)
3. Adrien COSTA (USA)

UEC Road European Championships (FRA)

1. Aliaksandr RIABUSHENKO (BLR)
2. Bjorg LAMBRECHT (BEL)
3. Andrea VENDRAME (ITA)

Ranking

Nations ranking

1. France
2. Norway
3. Italy

UCI JUNIOR NATIONS' CUP

Results

Asian Cycling Championships- road race (THA)

1. Dinmukhammed ULYSBAYEV (KAZ)
2. Thai PHAN HOANG (VIE)
3. Kiyomasa HANADA (JPN)

Championnats Continentaux d'Afrique-course en ligne (RSA)

1. Hamza MANSOURI (ALG)
2. Christopher ROUGIER-LAGANE (MRI)
3. Abdelraouf BENGAYOU (ALG)

Gent-Wevelgem/Grote Prijs A. Noyelle-leper (BEL)

1. Alexys BRUNEL (FRA)
2. Ethan HAYTER (GBR)
3. Marc HIRSCHI (SUI)

Paris-Roubaix (FRA)

1. Jarno MOBACH (NED)
2. Nils EEKHOF (NED)
3. Tanguy TURGIS (FRA)

Course de la Paix Juniors (CZE)

1. Christopher BLEVINS (USA)
2. Evgeny KAZANOV (RUS)
3. Jaka PRIMOŽIC (SLO)

Trophée Centre Morbihan (FRA)

1. Florentin LECAMUS (FRA)
2. Jakob EGHOLM (DEN)
3. Clément DAVY (FRA)

Tour du Pays de Vaud (SUI)

1. Marc HIRSCHI (SUI)
2. Dinmukhammed ULYSBAYEV (KAZ)
3. Felix GALL (AUT)

Panamerican Championships- road race (VEN)

1. Jason HUERTAS (CRC)
2. Luis VILALOBOS (MEX)
3. Nicolas VERGARA (CHI)

Trofeo Karlsberg (GER)

1. Brandon MCNULTY (USA)
2. Ethan HAYTER (GBR)
3. Ian GARRISON (USA)

GP Général Patton (LUX)

1. Andreas KRON (DEN)
2. Tanguy TURGIS (FRA)
3. Marc HIRSCHI (SUI)

Tour de l'Abitibi (CAN)

1. Brandon MCNULTY (USA)
2. Mikkel BJERG (DEN)
3. Kevin GOGUEN (USA)

UEC European Road Championships

1. Nicolas MALLE (FRA)
2. Emilien JEANNIERE (FRA)
3. Tadej POGACAR (SLO)

UCI Road Time Trial World Championships (QAT)

1. Brandon MCNULTY (USA)
2. Mikkel BJERG (DEN)
3. Ian GARRISON (USA)

UCI Road Race World Championships (QAT)

1. Jakob EGHOLM (DEN)
2. Niklas MARKL (GER)
3. Reto MULLER (SUI)

Ranking

Nations ranking

1. Denmark
2. United States of America
3. France

UCI CONTINENTAL CIRCUITS

UCI Africa Tour (rankings as of 23 October 2016)

Individual ranking

1. Issak TESFOM OKUBAMARIAM (ERI)
2. Adil BARBARI (ALG)
3. Soufiane HADDI (MAR)

Teams ranking

1. NASR DUBAI (UAE)
2. SHARJAH TEAM (UAE)
3. SKYDIVE DUBAI PRO CYCLING TEAM - AL AHLI CLUB (UAE)

Nations ranking

1. Eritrea
2. Morocco
3. Algeria

UCI America Tour (rankings as of 23 October 2016)

Individual ranking

1. Greg VAN AVERMAET (BEL)
2. Julian ALAPHILIPPE (FRA)
3. Jakob FUGLSANG (DEN)

Teams ranking

1. HOLOWESKO / CITADEL P/B HINCAPIE SPORTSWEAR (USA)
2. SILBER PRO CYCLING (CAN)
3. AXEON HAGENS BERMAN (USA)

Nations ranking

1. Colombia
2. United States of America
3. Canada

UCI Asia Tour (rankings as of 23 October 2016)

Individual ranking

1. Mark CAVENDISH (GBR)
2. Peter SAGAN (SVK)
3. Giacomo NIZZOLO (ITA)

Teams ranking

1. PISHGAMAN GIANT TEAM (IRI)
2. TABRIZ SHAHRDARI TEAM (IRI)
3. KOLSS-BDC TEAM (UKR)

Nations ranking

1. Iran
2. Kazakhstan
3. Japan

UCI Europe Tour (rankings as of 23 October 2016)

Individual ranking

1. Baptiste PLANCKAERT (BEL)
2. Timothy DUPONT (BEL)
3. Sonny COLBRELLI (ITA)

Teams ranking

1. WANTY-GROUPE GOBERT (BEL)
2. DIRECT ENERGIE (FRA)
3. COFIDIS, SOLUTIONS CREDITS (FRA)

Nations ranking

1. Belgium
2. Italy
3. France

UCI Oceania Tour (rankings as of 23 October 2016)

Individual ranking

1. Sean LAKE (AUS)
2. Peter KENNAUGH (GBR)
3. Mark O'BRIEN (AUS)

Teams ranking

1. AVANTI ISOWHEY SPORT (AUS)
2. DRAPAC PROFESSIONAL CYCLING (AUS)
3. ONE PRO CYCLING (GBR)

Nations ranking

1. Australia
2. New Zealand

TRACK CYCLING

RIO 2016 OLYMPIC GAMES (BRA)

Men

Individual sprint

1. Jason KENNY (GBR)
2. Callum SKINNER (GBR)
3. Denis DMITRIEV (RUS)

Team pursuit

1. Great Britain
2. Australia
3. Denmark

Team sprint

1. Great Britain
2. New Zealand
3. France

Keirin

1. Jason KENNY (GBR)
2. Matthijs BUCHLI (NED)
3. Azizulhasni AWANG (MAS)

Omnium

1. Elia VIVIANI (ITA)
2. Mark CAVENDISH (GBR)
3. Lasse Norman HANSEN (DEN)

Women

Individual sprint

1. Kristina VOGEL (GER)
2. Rebecca JAMES (GBR)
3. Katy MARCHANT (GBR)

Team pursuit

1. Great Britain
2. United States of America
3. Canada

Team sprint

1. China
2. Russia
3. Germany

Keirin

1. Elis LIGTLEE (NED)
2. Rebecca JAMES (GBR)
3. Anna MEARES (AUS)

Omnium

1. Laura TROTT (GBR)
2. Sarah HAMMER (USA)
3. Jolien D'HOORE (BEL)

UCI TRACK CYCLING WORLD CHAMPIONSHIPS

London (GBR) 02-06.03.2016

Men

Individual sprint

1. Jason KENNY (GBR)
2. Matthew GLAETZER (AUS)
3. Denis DMITRIEV (RUS)

Kilometre time trial

1. Joachim EILERS (GER)
2. Theo BOS (NED)
3. Quentin LAFARGUE (FRA)

Individual pursuit

1. Filippo GANNA (ITA)
2. Domenic WEINSTEIN (GER)
3. Andrew TENNANT (GBR)

Team pursuit

1. Australia
2. Great Britain
3. Denmark

Team sprint

1. New Zealand
2. Netherlands
3. Germany

Keirin

1. Joachim EILERS (GER)
2. Edward DAWKINS (NZL)
3. Azizulhasni AWANG (MAS)

Scratch

1. Sebastian MORA VEDRI (ESP)
2. Ignacio PRADO (MEX)
3. Claudio IMHOF (SUI)

Points race

1. Jonathan DIBBEN (GBR)
2. Andreas GRAF (AUT)
3. Kenny DE KETELE (BEL)

Madison

1. Great Britain
2. France
3. Spain

Omnium

1. Fernando GAVIRIA RENDON (COL)
2. Roger KLUGE (GER)
3. Glenn O'SHEA (AUS)

Women

Individual sprint

1. Tianshi ZHONG (CHN)
2. Lin JUNHONG (CHN)
3. Kristina VOGEL (GER)

500m time trial

1. Anastasiia VOYNOVA (RUS)
2. Wai Sze LEE (HKG)
3. Elis LIGTLEE (NED)

Individual pursuit

1. Rebecca WIASAK (AUS)
2. Malgorzata WOJTYRA (POL)
3. Annie FOREMAN-MACKEY (CAN)

Team pursuit

1. United States of America
2. Canada
3. Great Britain

Team sprint

1. Russia
2. China
3. Germany

Keirin

1. Kristina VOGEL (GER)
2. Anna MEARES (AUS)
3. Rebecca JAMES (GBR)

Scratch

1. Laura TROTT (GBR)
2. Kirsten WILD (NED)
3. Stephanie ROORDA (CAN)

Points race

1. Katarzyna PAWLOWSKA (POL)
2. Jasmin GLAESSER (CAN)
3. Arlenis SIERRA CANADILLA (CUB)

Omnium

1. Laura TROTT (GBR)
2. Laurie BERTHON (FRA)
3. Sarah HAMMER (USA)

UCI JUNIOR TRACK CYCLING WORLD CHAMPIONSHIPS

Aigle (SUI) – 20-24.07.2016

Men

Individual sprint

1. Bradly KNIPE (NZL)
2. Conor ROWLEY (AUS)
3. Stefan RITTER (CAN)

Kilometre time trial

1. Stefan RITTER (CAN)
2. Bradly KNIPE (NZL)
3. Junggyu NA (KOR)

Individual pursuit

1. Stefan BISSEGGER (SUI)
2. Rasmus PEDERSEN (DEN)
3. Bastian FLICKE (GER)

Team pursuit

1. New Zealand
2. Denmark
3. Great Britain

Team sprint

1. Russia
2. Australia
3. Germany

Keirin

1. Conor ROWLEY (AUS)
2. Martin CECHMAN (CZE)
3. David ORGAMBIDE (ESP)

Scratch

1. Batsaikhan TEGSHBAYAR (MGL)
2. Daniel BABOR (CZE)
3. Moreno MARCHETTI (ITA)

Points race

1. Szymon KRAWCZYK (POL)
2. Matt WALLS (GBR)
3. Wen Chao LI (TPE)

Madison

1. Switzerland
2. New Zealand
3. Australia

Omnium

1. Campbell STEWART (NZL)
2. Tomas CONTTE (ARG)
3. Julius JOHANSEN (DEN)

Women

Individual sprint

1. Pauline Sophie GRABOSCH (GER)
2. Yufang GUO (CHN)
3. Hetty VAN DE WOUW (NED)

500m time trial

1. Pauline Sophie GRABOSCH (GER)
2. Yufang GUO (CHN)
3. Soohyun KIM (KOR)

Individual pursuit

1. Maria NOVOLODSKAYA (RUS)
2. Jade HAINES (AUS)
3. Ellesse ANDREWS (NZL)

Team pursuit

1. Italy
2. New Zealand
3. France

Team sprint

1. New Zealand
2. Italy
3. China

Keirin

1. Sara KANKOVSKA (CZE)
2. Gloria MANZONI (ITA)
3. Yufang GUO (CHN)

Scratch

1. Rebecca RAYBOULD (GBR)
2. Devaney COLLIER (CAN)
3. Kristina CLONAN (AUS)

Points race

1. Letizia PATERNOSTER (ITA)
2. Jessica ROBERTS (GBR)
3. Wiktoria PIKULIK (POL)

Omnium

1. Elisa BALSAMO (ITA)
2. Michaela DRUMMOND (NZL)
3. Maggie COLES-LYSTER (CAN)

UCI TRACK CYCLING WORLD CUP

Results

Cali (COL)

Men

Individual sprint

1. Denis DMITRIEV (RUS)
2. Jeffrey HOOGLAND (NED)
3. Max NIEDERLAG (GER)

Team pursuit

1. Russia
2. Switzerland
3. Australia

Team sprint

1. Germany
2. Poland
3. Netherlands

Keirin

1. Joachim EILERS (GER)
2. Matthew GLAETZER (AUS)
3. Edward DAWKINS (NZL)

Omnium

1. Viktor MANAKOV (RUS)
2. Roger KLUGE (GER)
3. Elia VIVIANI (ITA)

Women

Individual sprint

1. Tianshi ZHONG (CHN)
2. Shuang GUO (CHN)
3. Wai Sze LEE (HKG)

Team pursuit

1. Canada
2. United States of America
3. Great Britain

Team sprint

1. China
2. TEAM JAYCO-AIS (AUS)
3. RUSVELO (RUS)

Keirin

1. Kristina VOGEL (GER)
2. Shuang GUO (CHN)
3. Ekaterina GNIDENKO (RUS)

Omnium

1. Laura TROTT (GBR)
2. Laurie BERTHON (FRA)
3. Sarah HAMMER (USA)

Cambridge (NZL)

Men

Individual sprint

1. Matthew GLAETZER (AUS)
2. Max NIEDERLAG (GER)
3. Maximilian LEVY (GER)

Team pursuit

1. Australia
2. New Zealand
3. Germany

Team sprint

1. Germany
2. New Zealand
3. TEAM JAYCO-AIS (AUS)

Keirin

1. Joachim EILERS (GER)
2. Maximilian LEVY (GER)
3. Matthew BARANOSKI (USA)

Omnium

1. Lasse Norman HANSEN (DEN)
2. Christopher LATHAM (GBR)
3. Glenn O'SHEA (AUS)

Women

Individual sprint

1. Kristina VOGEL (GER)
2. Stephanie MORTON (AUS)
3. Simona KRUPCEKAITE (LTU)

Team pursuit

1. Australia
2. Canada
3. New Zealand

Team sprint

1. China / Chine
2. TEAM JAYCO-AIS (AUS)
3. Netherlands

Keirin

1. Shuang GUO (CHN)
2. Anna MEARES (AUS)
3. Monique SULLIVAN (CAN)

Omnium

1. Allison BEVERIDGE (CAN)
2. Annette EDMONDSON (AUS)
3. Jolien D'HOORE (BEL)

Hong Kong (CHN)

Men

Individual sprint

1. Patrick CONSTABLE (AUS)
2. Chao XU (CHN)
3. Jason KENNY (GBR)

Team pursuit / Poursuite par équipes

1. Australia
2. Denmark
3. Great Britain

Team sprint

1. Great Britain
2. Poland
3. Russia

Keirin

1. Matthijs BUCHLI (NED)
2. Hugo BARRETTE (CAN)
3. Chaebin IM (KOR)

Omnium

1. Thomas BOUDAT (FRA)
2. Lasse Norman HANSEN (DEN)
3. Artyom ZAKHAROV (KAZ)

Women

Individual sprint

1. Lin JUNHONG (CHN)
2. Wai Sze LEE (HKG)
3. Anastasiia VOYNOVA (RUS)

Team pursuit

1. Canada
2. Great Britain
3. United States of America

Team sprint

1. RUSVELO (RUS)
2. Great Britain
3. Spain

Keirin

1. Simona KRUPCEKAITE (LTU)
2. Stephanie MORTON (AUS)
3. Wai Sze LEE (HKG)

Omnium

1. Laura TROTT (GBR)
2. Sarah HAMMER (USA)
3. Laurie BERTHON (FRA)

Rankings

Men

Individual sprint

1. Damian ZIELINSKI (POL)
2. Matthew GLAETZER (AUS)
3. Max NIEDERLAG (GER)

Team pursuit

1. Australia
2. Germany
3. Denmark

Team sprint

1. Great Britain
2. Germany
3. Poland

Keirin

1. Joachim EILERS (GER)
2. Yuta WAKIMOTO (JPN)
3. Matthew BARANOSKI (USA)

Omnium

1. Thomas BOUDAT (FRA)
2. Lasse Norman HANSEN (DEN)
3. Viktor MANAKOV (RUS)

Women

Individual sprint

1. Shuang GUO (CHN)
2. Stephanie MORTON (AUS)
3. Wai Sze LEE (HKG)

Team pursuit

1. Canada
2. United States of America
3. Great Britain

Team sprint

1. China
2. Spain
3. Canada

Keirin

1. Shuang GUO (CHN)
2. Wai Sze LEE (HKG)
3. Simona KRUPCEKAITE (LTU)

Omnium

1. Kirsten WILD (NED)
2. Laura TROTT (GBR)
3. Tatsiana SHARAKOVA (BLR)

MOUNTAIN BIKE

RIO 2016 OLYMPIC GAMES (BRA)

Men

1. Nino SCHURTER (SUI)
2. Jaroslav KULHAVY (CZE)
3. Carlos COLOMA NICOLAS (ESP)

Women

1. Jenny RISSVEDS (SWE)
2. Maja WLOSZCZOWSKA (POL)
3. Catharine PENDREL (CAN)

UCI MOUNTAIN BIKE WORLD CHAMPIONSHIPS – CROSS-COUNTRY

Nove Mesto Na Morave (CZE) – 28.06-03.07.2016

Cross-country

Team relay

1. France
2. Czech Republic
3. Switzerland

Junior Women

1. Ida JANSSON (SWE)
2. Lisa PASTEINER (AUT)
3. Martina BERTA (ITA)

Junior Men

1. Thomas BONNET (FRA)
2. Vital ALBIN (SUI)
3. Tobias HALLAND JOHANNESSEN (NOR)

Under 23 Women

1. Jenny RISSVEDS (SWE)
2. Sina FREI (SUI)
3. Alessandra KELLER (SUI)

Under 23 Men

1. Samuel GAZE (NZL)
2. Victor KORETZKY (FRA)
3. Marcel GUERRINI (SUI)

Elite Women

1. Annika LANGVAD (DEN)
2. Lea DAVISON (USA)
3. Emily BATTY (CAN)

Elite Men

1. Nino SCHURTER (SUI)
2. Jaroslav KULHAVY (CZE)
3. Julien ABSALON (FRA)

Eliminator

Women

1. Linda INDERGAND (SUI)
2. Kathrin STIRNEMANN (SUI)
3. Ramona FORCHINI (SUI)

Men

1. Daniel FEDERSPIEL (AUT)
2. Simon GEGENHEIMER (GER)
3. Fabrice MELS (BEL)

UCI MOUNTAIN BIKE WORLD CHAMPIONSHIPS DOWNHILL & FOUR-CROSS

Val di Sole (ITA) 06-11.09.2016

Downhill

Junior Women

1. Alessia MISSIAGGIA (ITA)
2. Samantha KINGSHILL (USA)
3. Flora LESOIN (FRA)

Junior Men

1. Finnley ILES (CAN)
2. Magnus MANSON (CAN)
3. Gaëtan VIGE (FRA)

Elite Women

1. Rachel ATHERTON (GBR)
2. Myriam NICOLE (FRA)
3. Tracey HANNAH (AUS)

Elite Men

1. Danny HART (GBR)
2. Laurie GREENLAND (GBR)
3. Florent PAYET (FRA)

Four-cross

Men

1. Mitja ERGAVER (SLO)
2. Hannes SLAVIK (AUT)
3. Luke CRYER (GBR)

Women

1. Caroline BUCHANAN (AUS)
2. Franziska MEYER (GER)
3. Anneke BEERTEN (NED)

UCI MOUNTAIN BIKE MARATHON WORLD CHAMPIONSHIPS

Laissac (FRA) 25-26.06.2016

Men

1. Tiago Jorge Oliveira FERREIRA (POR)
2. Alban LAKATA (AUT)
3. Kristian HYNEK (CZE)

Women

1. Jolanda NEFF (SUI)
2. Sally BIGHAM (GBR)
3. Sabrina ENAUX (FRA)

UCI MOUNTAIN BIKE WORLD CUP PRESENTED BY SHIMANO

Results

Cross-country

Cairns (AUS)

Under 23 Women

1. Kate COURTNEY (USA)
2. Catherine FLEURY (CAN)
3. Olga TEREPTYEVA (RUS)

Under 23 Men

1. Samuel GAZE (NZL)
2. Romain SEIGLE (FRA)
3. Titouan CAROD (FRA)

Elite Women

1. Annika LANGVAD (DEN)
2. Linda INDERGAND (SUI)
3. Rebecca HENDERSON (AUS)

Elite Men

1. Nino SCHURTER (SUI)
2. Maxime MAROTTE (FRA)
3. Julien ABSALON (FRA)

Albstadt (GER)

Under 23 Women

1. Sina FREI (SUI)
2. Evie RICHARDS (GBR)
3. Anne TAUBER (NED)

Under 23 Men

1. Samuel GAZE (NZL)
2. Titouan CAROD (FRA)
3. Marcel GUERRINI (SUI)

Elite Women

1. Annika LANGVAD (DEN)
2. Jenny RISSVEDS (SWE)
3. Catharine PENDREL (CAN)

Elite Men

1. Nino SCHURTER (SUI)
2. Julien ABSALON (FRA)
3. Maxime MAROTTE (FRA)

La Bresse (FRA)

Under 23 Women

1. Sina FREI (SUI)
2. Evie RICHARDS (GBR)
3. Anne TAUBER (NED)

Under 23 Men

1. Titouan CAROD (FRA)
2. Romain SEIGLE (FRA)
3. Samuel GAZE (NZL)

Elite Women

1. Jolanda NEFF (SUI)
2. Catharine PENDREL (CAN)
3. Emily BATTY (CAN)

Elite Men

1. Julien ABSALON (FRA)
2. Maxime MAROTTE (FRA)
3. Victor KORETZKY (FRA)

Lenzerheide (SUI)

Under 23 Women

1. Sina FREI (SUI)
2. Kate COURTNEY (USA)
3. Anne TAUBER (NED)

Under 23 Men

1. Titouan CAROD (FRA)
2. Simon ANDREASSEN (DEN)
3. Samuel GAZE (NZL)

Elite Women

1. Jenny RISSVEDS (SWE)
2. Annika LANGVAD (DEN)
3. Jolanda NEFF (SUI)

Elite Men

1. Nino SCHURTER (SUI)
2. Julien ABSALON (FRA)
3. Maxime MAROTTE (FRA)

Mont-Saint-Anne (CAN)

Under 23 Women

1. Sina FREI (SUI)
2. Anne TAUBER (NED)
3. Chiara TEOCCHI (ITA)

Under 23 Men

1. Titouan CAROD (FRA)
2. Antoine BOUQUERET (FRA)
3. Lukas BAUM (GER)

Elite Women

1. Catharine PENDREL (CAN)
2. Gunn-Rita DAHLE FLESJAA (NOR)
3. Emily BATTY (CAN)

Elite Men

1. Julien ABSALON (FRA)
2. Victor KORETZKY (FRA)
3. Matthias FLUCKIGER (SUI)

Vallnord (AND)

Under 23 Women

1. Sina FREI (SUI)
2. Anne TAUBER (NED)
3. Nicole KOLLER (SUI)

Under 23 Men

1. Marcel GUERRINI (SUI)
2. Simon ANDREASSEN (DEN)
3. Titouan CAROD (FRA)

Elite Women

1. Jolanda NEFF (SUI)
2. Gunn-Rita DAHLE FLESJAA (NOR)
3. Catharine PENDREL (CAN)

Elite Men

1. Julien ABSALON (FRA)
2. Ondrej CINK (CZE)
3. Pablo RODRIGUEZ GUEDE (ESP)

Downhill

Lourdes (FRA)

Elite Men

1. Aaron GWIN (USA)
2. Steve SMITH (CAN)
3. Danny HART (GBR)

Junior Men

1. Finnley ILES (CAN)
2. Matt WALKER (GBR)
3. Nikolas NESTOROFF (USA)

Women

1. Rachel ATHERTON (GBR)
2. Tahnée SEAGRAVE (GBR)
3. Manon CARPENTER (GBR)

Cairns (AUS)

Elite Men

1. Loïc BRUNI (FRA)
2. Troy BROSNAN (AUS)
3. Michael HANNAH (AUS)

Junior Men

1. Matt WALKER (GBR)
2. Remy MORTON (AUS)
3. Harry BUSH (AUS)

Women

1. Rachel ATHERTON (GBR)
2. Tracey HANNAH (AUS)
3. Manon CARPENTER (GBR)

Fort William (GBR)

Elite Men

1. Greg MINNAAR (RSA)
2. Aaron GWIN (USA)
3. Danny HART (GBR)

Junior Men

1. Finnley ILES (CAN)
2. Gaëtan VIGE (FRA)
3. Jackson FREW (AUS)

Women

1. Rachel ATHERTON (GBR)
2. Tracey HANNAH (AUS)
3. Manon CARPENTER (GBR)

Leogang (AUT)

Elite Men

1. Aaron GWIN (USA)
2. Loris VERGIER (FRA)
3. Troy BROSNAN (AUS)

Junior Men

1. Gaëtan VIGE (FRA)
2. Finnley ILES (CAN)
3. Sylvain COUGOUREUX (FRA)

Women

1. Rachel ATHERTON (GBR)
2. Tahnée SEAGRAVE (GBR)
3. Miranda MILLER (CAN)

Lenzerheide (SUI)

Elite Men

1. Danny HART (GBR)
2. Aaron GWIN (USA)
3. Greg MINNAAR (RSA)

Junior Men

1. Finnley ILES (CAN)
2. Elliott HEAP (GBR)
3. Gaëtan VIGE (FRA)

Women

1. Rachel ATHERTON (GBR)
2. Tahnée SEAGRAVE (GBR)
3. Myriam NICOLE (FRA)

Mont-Saint-Anne (CAN)

Elite Men

1. Danny HART (GBR)
2. Aaron GWIN (USA)
3. Loïc BRUNI (FRA)

Junior Men

1. Gaëtan VIGE (FRA)
2. Finnley ILES (CAN)
3. Elliott HEAP (GBR)

Women

1. Rachel ATHERTON (GBR)
2. Tracey HANNAH (AUS)
3. Tahnée SEAGRAVE (GBR)

Vallnord (AND)

Elite Men

1. Danny HART (GBR)
2. Greg MINNAAR (RSA)
3. Loïc BRUNI (FRA)

Junior Men

1. Gaëtan VIGE (FRA)
2. Finnley ILES (CAN)
3. Elliott HEAP (GBR)

Women

1. Rachel ATHERTON (GBR)
2. Tracey HANNAH (AUS)
3. Myriam NICOLE (FRA)

Rankings

Cross-country

Under 23 Women

1. Sina FREI (SUI)
2. Kate COURTNEY (USA)
3. Anne TAUBER (NED)

Under 23 Men

1. Titouan CAROD (FRA)
2. Samuel GAZE (NZL)
3. Marcel GUERRINI (SUI)

Elite Women

1. Catharine PENDREL (CAN)
2. Annika LANGVAD (DEN)
3. Emily BATTY (CAN)

Elite Men

1. Julien ABSALON (FRA)
2. Nino SCHURTER (SUI)
3. Maxime MAROTTE (FRA)

Downhill

Elite Men

1. Aaron GWIN (USA)
2. Danny HART (GBR)
3. Troy BROSNAN (AUS)

Junior Men

1. Finnley ILES (CAN)
2. Gaëtan VIGE (FRA)
3. Elliott HEAP (GBR)

Women

1. Rachel ATHERTON (GBR)
2. Manon CARPENTER (GBR)
3. Tracey HANNAH (AUS)

BMX

RIO 2016 OLYMPIC GAMES (BRA)

Men

1. Connor FIELDS (USA)
2. Jelle VAN GORKOM (NED)
3. Carlos Alberto RAMIREZ YEPES (COL)

Women

1. Mariana PAJON (COL)
2. Alise POST (USA)
3. Stefany HERNANDEZ (VEN)

UCI BMX WORLD CHAMPIONSHIPS

Medellin (COL) 25-29.05.2016

Race

Elite Men

1. Joris DAUDET (FRA)
2. Niek KIMMANN (NED)
3. Nicholas LONG (USA)

Elite Women

1. Mariana PAJON (COL)
2. Caroline BUCHANAN (AUS)
3. Alise POST (USA)

Junior Men

1. Maynard PEEL (NZL)
2. Mathis RAGOT RICHARD (FRA)
3. Cédric BUTTI (SUI)

Junior Women

1. Ruby HUISMAN (NED)
2. Natalia AFREMOVA (RUS)
3. Silje FISKEBEKK (NOR)

Time trial

Elite Men

1. Niek KIMMANN (NED)
2. Sam WILLOUGHBY (AUS)
3. Maris STROMBERGS (LAT)

Elite Women

1. Caroline BUCHANAN (AUS)
2. Laura SMULDERS (NED)
3. Mariana PAJON (COL)

Junior Men

1. Mathis RAGOT RICHARD (FRA)
2. Andrew HUGHES (AUS)
3. Charles BOREL (FRA)

Junior Women

1. Merel SMULDERS (NED)
2. Bethany SHRIEVER (GBR)
3. Ruby HUISMAN (NED)

UCI BMX SUPERCROSS WORLD CUP

Results

Santiago del Estero (ARG)

Men

1. Corben SHARRAH (USA)
2. Connor FIELDS (USA)
3. Amidou MIR (FRA)

Women

1. Caroline BUCHANAN (AUS)
2. Mariana PAJON (COL)
3. Laura SMULDERS (NED)

Manchester (GBR)

Men

1. Liam PHILLIPS (GBR)
2. Kyle EVANS (GBR)
3. Renaud BLANC (SUI)

Women

1. Caroline BUCHANAN (AUS)
2. Simone CHRISTENSEN (DEN)
3. Brooke CRAIN (USA)

Papendal (NED)

Men

1. Maris STROMBERGS (LAT)
2. David GRAF (SUI)
3. Carlos Alberto RAMIREZ YEPES (COL)

Women

1. Laura SMULDERS (NED)
2. Caroline BUCHANAN (AUS)
3. Manon VALENTINO (FRA)

Rock Hill (USA)

Men

1. Corben SHARRAH (USA)
2. Gonzalo MOLINA (ARG)
3. David GRAF (SUI)

Women

1. Laura SMULDERS (NED)
2. Saya SAKAKIBARA (AUS)
3. Yaroslava BONDARENKO (RUS)

Sarasota (USA)

Men

1. Corben SHARRAH (USA)
2. Maris STROMBERGS (LAT)
3. Sylvain ANDRE (FRA)

Women

1. Laura SMULDERS (NED)
2. Brooke CRAIN (USA)
3. Elke VANHOOF (BEL)

Rankings

Men

1. Corben SHARRAH (USA)
2. David GRAF (SUI)
3. Maris STROMBERGS (LAT)

Women

1. Laura SMULDERS (NED)
2. Brooke CRAIN (USA)
3. Simone CHRISTENSEN (DEN)

UCI BMX FREESTYLE PARK WORLD CUP

Results

Montpellier (FRA)

Men

1. Alex COLEBORN (GBR)
2. Daniel DHERS (VEN)
3. Mike VARGA (CAN)

Women

1. Hannah ROBERTS (USA)
2. Elizaveta POSADSKIKH (RUS)
3. Shanice SILVA CRUZ (NED)

Osijek (CRO)

Men

1. Logan MARTIN (AUS)
2. Daniel DHERS (VEN)
3. Joshua PERRY (USA)

Women

1. Lara LESSMANN (GER)
2. Cory COFFEY (USA)
3. Valeri STEFFE (NED)

Denver (USA)

Men

1. Brandon LOUPOS (AUS)
2. Daniel DHERS (VEN)
3. Jack CLARK (GBR)

Women

1. Hannah ROBERTS (USA)
2. Nina BUITRAGO (USA)
3. Angie MARINO (USA)

Edmonton (CAN)

Men

1. Logan MARTIN (AUS)
2. Nick BRUCE (USA)
3. Brandon LOUPOS (AUS)

Women

1. Hannah ROBERTS (USA)
2. Nikita DUCARROZ (USA)
3. Coffey CORY (USA)

Chengdu (CHN)

Men

1. Logan MARTIN (AUS)
2. Daniel DHERS (VEN)
3. Colton WALKER (USA)

Women

1. Hannah ROBERTS (USA)
2. Coffey CORY (USA)
3. Zeng PENG JIA (CHN)

Rankings

Men

1. Logan MARTIN (AUS)
2. Daniel DHERS (VEN)
3. Nick BRUCE (USA)

Women

1. Hannah ROBERTS (USA)
2. Coffey CORY (USA)
3. Nikita DUCARROZ (USA)

PARA-CYCLING

RIO 2016 PARALYMPIC GAMES (BRA)

All the para-cycling results from the Rio 2016 Paralympic Games are available on www.uci.ch.

UCI PARA-CYCLING TRACK WORLD CHAMPIONSHIPS

Montichiari (ITA) 17-20.03.2016

All results of the UCI Para-cycling Track World Championships are available on www.uci.ch.

UCI PARA-CYCLING ROAD WORLD CUP

All results of the UCI Para-cycling Road World Cup are available on www.uci.ch.

CYCLO-CROSS

UCI CYCLO-CROSS WORLD CHAMPIONSHIPS

Heusden-Zolder (BEL) 30-31.01.2016

Elite Men

1. Wout VAN AERT (BEL)
2. Lars VAN DER HAAR (NED)
3. Kevin PAUWELS (BEL)

Elite Women

1. Thalita DE JONG (NED)
2. Caroline MANI (FRA)
3. Sanne CANT (BEL)

Under 23 Men

1. Eli ISERBYT (BEL)
2. Adam TOUPALIK (CZE)
3. Quinten HERMANS (BEL)

Under 23 Women

1. Evie RICHARDS (GBR)
2. Nikola NOSKOVA (CZE)
3. Maud KAPTHEIJNS (NED)

Junior Men

1. Jens DEKKER (NED)
2. Mickaël CRISPIN (FRA)
3. Thomas BONNET (FRA)

UCI CYCLO-CROSS WORLD CUP

Results

Las Vegas (USA)

Elite Men

1. Wout VAN AERT (BEL)
2. Sven NYS (BEL)
3. Michael VANTHOURENHOUT (BEL)

Women

1. Katerina NASH (CZE)
2. Eva LECHNER (ITA)
3. Sanne CANT (BEL)

Valkenburg (NED)

Elite Men

1. Lars VAN DER HAAR (NED)
2. Wout VAN AERT (BEL)
3. Sven NYS (BEL)

Women

1. Eva LECHNER (ITA)
2. Kaitlin ANTONNEAU (USA)
3. Pavla HAVLIKOVA (CZE)

Under 23 Men

1. Gioele BERTOLINI (ITA)
2. Eli ISERBYT (BEL)
3. Clément RUSSO (FRA)

Junior Men

1. Jappe JASPERS (BEL)
2. Jens DEKKER (NED)
3. Seppe ROMBOUTS (BEL)

Koksijde (BEL)

Elite Men

1. Sven NYS (BEL)
2. Wout VAN AERT (BEL)
3. Mathieu VAN DER POEL (NED)

Women

1. Sanne CANT (BEL)
2. Nikki HARRIS (GBR)
3. Katherine COMPTON (USA)

Under 23 Men

1. Eli ISERBYT (BEL)
2. Daan HOEYBERGHS (BEL)
3. Daan SOETE (BEL)

Junior Men

1. Jens DEKKER (NED)
2. Jappe JASPERS (BEL)
3. Mitch GROOT (NED)

Namur (BEL)

Elite Men

1. Mathieu VAN DER POEL (NED)
2. Wout VAN AERT (BEL)
3. Kevin PAUWELS (BEL)

Women

1. Nikki HARRIS (GBR)
2. Caroline MANI (FRA)
3. Eva LECHNER (ITA)

Under 23 Men

1. Eli ISERBYT (BEL)
2. Gioele BERTOLINI (ITA)
3. Quinten HERMANS (BEL)

Junior Men

1. Jappe JASPERS (BEL)
2. Jens DEKKER (NED)
3. Tanguy TURGIS (FRA)

Heusden-Zolder (BEL)

Elite Men

1. Mathieu VAN DER POEL (NED)
2. Kevin PAUWELS (BEL)
3. Lars VAN DER HAAR (NED)

Women

1. Sanne CANT (BEL)
2. Katherine COMPTON (USA)
3. Ellen VAN LOY (BEL)

Under 23 Men

1. Joris NIEUWENHUIS (NED)
2. Daan HOEYBERGHS (BEL)
3. Adam TOUPALIK (CZE)

Junior Men

1. Thomas BONNET (FRA)
2. Jappe JASPERS (BEL)
3. Tanguy TURGIS (FRA)

Lignières-en-Berry (FRA)

Elite Men

1. Mathieu VAN DER POEL (NED)
2. Wout VAN AERT (BEL)
3. Lars VAN DER HAAR (NED)

Women

1. Sanne CANT (BEL)
2. Ellen VAN LOY (BEL)
3. Eva LECHNER (ITA)

Under 23 Men

1. Eli ISERBYT (BEL)
2. Quinten HERMANS (BEL)
3. Joris NIEUWENHUIS (NED)

Junior Men

1. Mitch GROOT (NED)
2. Jakob DORIGONI (ITA)
3. Mickaël CRISPIN (FRA)

Hoogerheide (NED)

Elite Men

1. Mathieu VAN DER POEL (NED)
2. Wout VAN AERT (BEL)
3. Kevin PAUWELS (BEL)

Women

1. Sophie DE BOER (NED)
2. Thalita DE JONG (NED)
3. Nikki HARRIS (GBR)

Under 23 Men

1. Quinten HERMANS (BEL)
2. Eli ISERBYT (BEL)
3. Clément RUSSO (FRA)

Junior Men

1. Jens DEKKER (NED)
2. Thomas PIDCOCK (GBR)
3. Thijs WOLSINK (NED)

Rankings

Elite Men

1. Wout VAN AERT (BEL)
2. Lars VAN DER HAAR (NED)
3. Kevin PAUWELS (BEL)

Women

1. Sanne CANT (BEL)
2. Eva LECHNER (ITA)
3. Nikki HARRIS (GBR)

Under 23 Men

1. Eli ISEBYT (BEL)
2. Quinten HERMANS (BEL)
3. Joris NIEUWENHUIS (NED)

Junior Men

1. Jens DEKKER (NED)
2. Jappe JASPERS (BEL)
3. Tanguy TURGIS (FRA)

TRIALS

UCI TRIALS WORLD CHAMPIONSHIPS

Val di Sole (ITA) 30.08-03.09.2016

Elite Men 26''

1. Jack CARTHY (GBR)
2. Gilles COUSTELLIER (FRA)
3. Kenny BELAEY (BEL)

Elite Men 20''

1. Abel MUSTIELES GARCIA (ESP)
2. Benito José ROS CHARRAL (ESP)
3. Ion AREITIO (ESP)

Women

1. Nina REICHENBACH (GER)
2. Janine JUNGELS (AUS)
3. Perrine DEVAHIVE (BEL)

Teams

1. France
2. Spain
3. Germany

Junior Men 26''

1. Nicolas VALLEE (FRA)
2. Jordi ARAQUE (ESP)
3. Noah CARDONA (FRA)

Junior Men 20''

1. Elói PALAU (ESP)
2. Nicolas VALLEE (FRA)
3. Samuel HLAVATÝ (SVK)

UCI TRIALS WORLD CUP

Results

Krakow (POL)

Elite Men 26''

1. Aurélien FONTENOY (FRA)
2. Vincent HERMANCÉ (FRA)
3. Nicolas VALLEE (FRA)

Elite Men 20''

1. Benito José ROS CHARRAL (ESP)
2. Rick KOEKOEK (NED)
3. Ion AREITIO (ESP)

Women

1. Nina REICHENBACH (GER)
2. Tatiana JANICKOVA (SVK)
3. Debi STUDER (SUI)

Les Ménuires (FRA)

Elite Men 26''

1. Jack CARTHY (GBR)
2. Nicolas VALLEE (FRA)
3. Gilles COUSTELLIER (FRA)

Elite Men 20''

1. Dominik OSWALD (GER)
2. Benito José ROS CHARRAL (ESP)
3. Abel MUSTIELES GARCIA (ESP)

Women

1. Nina REICHENBACH (GER)
2. Irene CAMINOS (ESP)
3. Tatiana JANICKOVA (SVK)

Vöcklabruck (GER)

Elite Men 26''

1. Jack CARTHY (GBR)
2. Nicolas VALLEE (FRA)
3. Alexis BRUNETAUD (FRA)

Elite Men 20''

1. Abel MUSTIELES GARCIA (ESP)
2. Benito José ROS CHARRAL (ESP)
3. Ion AREITIO (ESP)

Women

1. Nina REICHENBACH (GER)
2. Tatiana JANICKOVA (SVK)
3. Debi STUDER (SUI)

Albertville (FRA)

Elite Men 26''

1. Jack CARTHY (GBR)
2. Vincent HERMANCÉ (FRA)
3. Gilles COUSTELLIER (FRA)

Elite Men 20''

1. Abel MUSTIELES GARCIA (ESP)
2. Benito José ROS CHARRAL (ESP)
3. Lucien LEISER (SUI)

Women

1. Nina REICHENBACH (GER)
2. Tatiana JANICKOVA (SVK)
3. Janine JUNGELS (AUS)

Antwerp (BEL)

Elite Men 26''

1. Jack CARTHY (GBR)
2. Gilles COUSTELLIER (FRA)
3. Vincent HERMANCÉ (FRA)

Elite Men 20''

1. Abel MUSTIELES GARCIA (ESP)
2. Benito José ROS CHARRAL (ESP)
2. Dominik OSWALD (GER)

Women

1. Janine JUNGELS (AUS)
2. Nina REICHENBACH (GER)
3. Perrine DEVAHIVE (BEL)

Rankings

Elite Men 26''

1. Jack CARTHY (GBR)
2. Nicolas VALLEE (FRA)
3. Vincent HERMANCÉ (FRA)

Elite Men 20''

1. Abel MUSTIELES GARCIA (ESP)
2. Benito José ROS CHARRAL (ESP)
3. Dominik OSWALD (GER)

Women

1. Nina REICHENBACH (GER)
2. Tatiana JANICKOVA (SVK)
3. Debi STUDER (SUI)

INDOOR CYCLING

UCI INDOOR CYCLING WORLD CHAMPIONSHIPS

Stuttgart (GER) 02-04.12.2016

Artistic cycling

Single Men

1. Lukas KOHL (GER)
2. Michael NIEDERMEIER (GER)
3. Yannick MARTENS (SUI)

Single Women

1. Lisa HATTEMER (GER)
2. Viola BRAND (GER)
3. Nicole FRÝBORTOVÁ (SVK)

Pairs Women

1. Julia THÜRMER – Nadja THÜRMER (GER)
2. Lena BRINGSKEN – Lisa BRINGSKEN (GER)
3. Fabienne GAMPER – Rahel NÄGELE (SUI)

Pairs Open

1. André BUGNER – Benedikt BUGNER (GER)
2. Serafin SCHEFOLD – Max HANSELMANN (GER)
3. Marcel SCHNETZER – Jana LATZER (AUT)

ACT 4

1. RV Sirmach (SUI)
2. RSV Steinhöring (GER)
3. SKC Kolárovo (SVK)

Cycle-ball

1. RC HÖCHST 1 (AUT)
2. RS ALTENDORF (SUI)
3. RMC STEIN (GER)

UCI CYCLE-BALL WORLD CUP

Grosskoschen (GER)

1. RC HÖCHST 2 (AUT)
2. RV OBERNFELD (GER)
3. RV DORNBIERN (AUT)

Ludwigslust (GER)

1. RMC STEIN (GER)
2. RS ALTENDORF (SUI)
3. RV OBERNFELD (GER)

Osaka (JPN)

1. RC WINTERTHUR (SUI)
2. RSV OSAKA (JPN)
3. VC CRONENBOURG (FRA)

Sangerhausen (GER)

1. RC HÖCHST 1 (AUT)
2. RS ALTENDORF (SUI)
3. RV OBERNFELD (GER)

Höchst (AUT)

1. RC HÖCHST 1 (AUT)
2. RC HÖCHST 2 (AUT)
3. RC WINTERTHUR (SUI)

Ailingen (GER)

1. RC HÖCHST 2 (AUT)
2. RS ALTENDORF (SUI)
3. RMC STEIN (GER)

St-Gallen (SUI)

1. RV OBERNFELD (GER)
2. RMC STEIN (GER)
3. RC WINTERTHUR (SUI)

Wendlingen (GER)

1. RC HÖCHST 2 (AUT)
2. RC HÖCHST 1 (AUT)
3. RMC STEIN (GER)

Winterthur (SUI) – Final

1. RC HÖCHST 1 (AUT)
2. RC HÖCHST 2 (AUT)
3. RC WINTERTHUR (SUI)

PHOTO CREDITS

ANSA / Claudio Pieri
Jean-Baptiste Benavent / ImaSport
Michal Červený Photography
Craig Dutton / craigdutton.com
Casey B. Gibson
Balint Hamvas / Cyclephotos
iStock

Marco Patrizi / PMPhoto
Cédric de Rodot / FISE
SWpix.com
Union Cycliste Internationale
VeloFocus
Graham Watson
Leo Zhukov / Sporty Photographer

UCI WORLD CYCLING PARTNER



UCI OFFICIAL PARTNERS



UCI OFFICIAL SUPPORTERS



UNION CYCLISTE INTERNATIONALE (UCI)

Ch. de la Mêlée 12
1860 Aigle
Switzerland

admin@uci.ch

 @UCI_cycling  Union Cycliste Internationale  UCI_cycling  UCI_cycling  tv.uci.ch  uci.ch

©UCI – June 2017