



## 2015 ANNUAL REPORT



# Table of contents

President's Message	4
<b>MANAGEMENT &amp; PERFORMANCE REPORTS</b>	<b>8</b>
The Union Cycliste Internationale (UCI)	10
One Sport, Eight Disciplines	12
Director General's Report	16
International Relations	20
A Year of Sport and Events	24
Road cycling	26
Track cycling	32
Mountain bike	36
BMX	40
Para-cycling	44
Cyclo-cross	48
Trials	52
Indoor cycling	56
The UCI World Cycling Centre (UCI WCC)	60
Cycling for All	68
Mass Participation Events	70
Clean Sport	72
<b>FINANCIAL REPORT</b>	<b>76</b>
CFO's Commentary & Key Financial Data	78
Audit Committee Report to the UCI Congress	82
Auditors' Report on the Consolidated Financial Statements	84
Consolidated Financial Statements	86
Auditors' Report on the Statutory Financial Statements	108
Statutory Financial Statements	110
UCI WorldTour	114
<b>APPENDICES</b>	
List of National Federations	116
Management Committee and General Organisation	118
Commissions	120
2015 Results & Standings	126

# President's Message



Brian COOKSON  
UCI President

---

This Annual Report covers my second full year as President of the Union Cycliste Internationale (UCI). I believe it reflects the significant progress we have made in modernising the organisation to ensure it is an International Federation of outstanding performance and integrity.

I was elected President in 2013 with a mandate to restore trust and credibility in our sport and the UCI. In 2015, we built on the progress already made the previous year in doing exactly this. The UCI is helping to lead the way in establishing the very best practices in sporting integrity and transparency, and much has been achieved on this front over the past twelve months: there is a culture of openness and proper governance in everything we do.

The UCI opened itself up to an unprecedented level of independent scrutiny from the Cycling Independent Reform Commission (CIRC). We know that we needed to do this robustly and transparently and that is exactly what we delivered. This was a brave thing to do and the cycling family should take credit for cooperating with the CIRC. The report looked in detail at the past and, more importantly, made recommendations for the future on anti-doping and governance, which we have been implementing.

2015 started with the introduction of new Anti-Doping Rules to reflect an updated World Anti-Doping Code. These rules further strengthened cycling's anti-doping procedures, introducing far reaching sanctions on teams with riders who are found to have doped. We made many other significant changes including establishing an Anti-Doping Tribunal to handle the cases of international riders. We also strengthened our co-operation with many anti-doping organisations, and in 2015 had 10 sharing agreements in place with National Anti-Doping Organisations (NADOs). I believe that an effective fight for a clean sport can only be achieved by joining forces, and we see these partnerships as a clear sign of our restored reputation.

For instance, together with the Cycling Anti-Doping Foundation (CADF), the UCI collaborated with the U.S. Anti-Doping Agency (USADA) for the first time on the 2015 Amgen Tour of California and the 2015 UCI Road World Championships in Richmond.

While these changes are being made to restore trust in cycling, they are also having positive knock-on effects such as boosting our commercial success, increasing broadcast exposure and reaching new fans.

Throughout 2015 we saw an enormous number of events across all disciplines on the domestic, continental and international calendars. Some 120 UCI major events, World Cups and World Championships took place in 26 countries including the Road World Championships in Richmond – the first in the United States of America for almost 30 years.

We have increased investment in the UCI World Cycling Centre (UCI WCC), and 2015 saw Jeanne d'Arc Girubuntu from Rwanda become the 1000th trainee to pass through the centre's doors since it opened in 2002. A few months later she became Rwanda's first woman cyclist to compete at the UCI Road World Championships.

The UCI WCC hosted its first para-cycling training camp in March, which was so successful a second was organised at the end of the year, in November.

Away from Aigle, we opened a new UCI WCC satellite in New Delhi, India, which extends our network of existing satellites in South Africa, Japan and the Republic of Korea. We also organised a second training camp for Central and South America's cycling talents in Mar del Plata, Argentina.

We are witnessing an incredible explosion in cycling's popularity as it becomes the preferred means of exercise and/or commuting for more and more people. Governments across the globe are now understanding the huge public health benefits of integrating cycling into their transport plans – for example, more than

700 cities in 50 countries now have bike-share schemes. In Richmond, Virginia, host city of the 2015 UCI Road World Championships, 32 kilometres of new bike lanes were built in the run up to the event, and the city has a vision to ensure one in ten trips is made by bike before 2025.

All this puts cycling in a wonderful, unique position. It is a sport that is becoming increasingly embedded in everyday life and it is my job, as President of the UCI, to ensure cycling makes the most of the incredible opportunities that lie ahead.

We spent much of 2015 consulting with event organisers, teams, rider representatives, media and sponsors before setting up a new women's series, the UCI Women's WorldTour. Our efforts are bearing fruit and this new series is now well under way. It started in March 2016 (Strade Bianche, Italy) and will finish in September (with the one-day La Madrid Challenge by La Vuelta), increasing the number of competition days by more than 60% to 35.

The 2016 calendar will take the peloton to 17 events across Europe, the United States of America and China, for the first time including multi-day events such as the Aviva Women's Tour of Britain and the historical Giro d'Italia Internazionale Femminile.

Significant progress was made in 2015 in enhancing fans' experience. It has been great to be part of the new collaboration between the UCI, organisers, teams and riders to bring cameras inside the peloton and on the track.

Innovations such as onboard cameras, and new investment in UCI digital and social media are absolutely key to delivering global cycling growth.

In October, Abu Dhabi, United Arab Emirates, hosted the first ever UCI Cycling Gala where our family came together to celebrate the standout performances from the 2015 road season, as well as our new UCI Hour

Record holders. This is another step towards creating a compelling narrative of the cycling year for fans, broadcasters and our stakeholders.

2015 saw the reinvigoration of the UCI Athletes' Commission in order to ensure that the voice of the riders is heard loud and clear in everything we do. For the first time, the members were elected directly by their peers with Men-Women parity ensured for the four Olympic disciplines (road, track, mountain bike, BMX) and para-cycling. At least one of the Athletes' Commission members in each discipline also serves on the respective Commission for that discipline. At its first meeting held at the end of 2015, the UCI Athletes' Commission elected Bobbie Traxsel as its President, and I was delighted to welcome him onto the UCI Management Committee at the start of 2016.

I would like to thank the UCI Management Committee, my management team, everyone in the wider UCI team and, of course, our Continental Confederations and member National Federations for your efforts and dedication to cycling – it is because of you that our sport finds itself in such a strong and vibrant position, and that we can look forward to 2016 and beyond with real confidence.







# MANAGEMENT & PERFORMANCE REPORTS





# The Union Cycliste Internationale (UCI)

*Developing cycling, in all its forms, throughout the world*

Founded on April 14th, 1900, in Paris, France, the Union Cycliste Internationale (UCI) is the worldwide governing body for cycling, as recognised by the International Olympic Committee (IOC). It represents, for sporting and public institutions alike, the interests of 185 National Federations, five Continental Confederations, more than 1,500 professional riders, more than half a million licensed competitors, several million cycling enthusiasts and two billion bicycle users all over the world.

The UCI's mission consists of developing and promoting cycling, in close cooperation with its Continental Confederations, its National Federations, and the active parties in the cycling family, as a competition sport, a healthy leisure activity and an ecological means of transport. The respect of ethics is at the heart of the UCI's work: cycling should be "clean" and administered according to the highest possible standards of good governance.

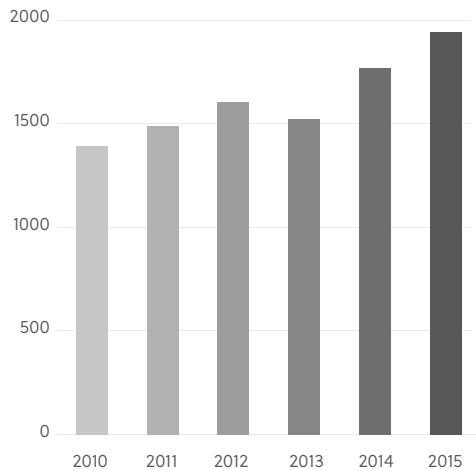
The UCI manages and promotes the eight cycling disciplines: road, track, mountain bike, BMX, para-cycling, cyclo-cross, trials and indoor cycling. Four of these are featured on the Olympic Games programme (road, track, mountain bike and BMX), two in the Paralympic Games (road and track) and three in the Youth Olympic Games (road, mountain bike and BMX). Cycling is an Olympic sport par excellence: cycling races have been organised at all the Olympic Games of the modern era, and it is one of the sports that offers the most medals (54) during the biggest sporting event on the planet.

Moreover, the UCI manages the promotion of its own events, including the UCI Road World Championships – an emblematic annual event in international sport – as well as a number of other UCI World Championships in its various disciplines. Its competitions crown the UCI World Champions, who wear – for one year – the well-known and prestigious rainbow jersey. The UCI World Championships constitute the high point of the season in each discipline, and most of them benefit from extensive international media coverage.

The UCI also organises the UCI World Cups. These series of competitions include, throughout the season, events of the highest level in the various disciplines. The rankings of the UCI World Cups constitute the common thread for each season. The race for the leaders' jerseys is a key challenge, and to be crowned the victor of a UCI World Cup is a major sporting achievement.

To encourage the global and equitable development of cycling, the UCI has set up the UCI World Cycling Centre (UCI WCC) which, as well as serving as the UCI headquarters, is a high-level training and education centre. It welcomes about a hundred promising young athletes each year, as well as those persons wishing to follow a training course in the cycling professions. The UCI WCC's programmes – also implemented, under its supervision, in its continental satellites – are intended to give all riders, irrespective of their origin or the level of resources available in their country, the opportunity to fulfil their potential through their passion for cycling.

**PROGRESSION IN THE NUMBER OF RACES REGISTERED ON THE UCI INTERNATIONAL CALENDAR**



**EVOLUTION OF THE GEOGRAPHICAL BREAKDOWN OF RACES REGISTERED ON THE UCI INTERNATIONAL CALENDAR**

	Africa	America	Asia	Europe	Oceania
2010	32	179	78	1056	48
2011	49	217	84	1098	42
2012	48	259	97	1150	50
2013	53	249	84	1101	35
2014	48	309	137	1213	61
2015	65	339	129	1'339	70

Cycling is much more than an elite sport: it is very popular at all levels and on all continents. However, it's also more than just a sport – the use of the bicycle fulfils many functions outside the sporting sphere. This is why the UCI is committed, in cooperation with other stakeholders, to the Cycling for All programmes, which are designed to improve conditions and accessibility for those practising cycling.

*Cycling is much more than an elite sport: it is very popular at all levels and on all continents.*

The UCI is responsible for the fight against doping in cycling and works on this with the help of the most advanced and the most efficient programmes (notably the biological passport), in permanent

cooperation with the World Anti-Doping Agency (WADA) and the National Anti-Doping Organisations (NADOs). However, the UCI is not directly involved in anti-doping operations: these have been delegated to an independent entity, the Cycling Anti-Doping Foundation (CADF).

Whereas the UCI's strategy is defined by its Management Committee, with the assistance of its Commissions, the day-to-day implementation of this strategy is the task of its Administrative Service. The structure of this service is aligned with the most stringent standards in force, and has been subject to continuous improvements since the election of Brian Cookson to the UCI presidency in September 2013.


**1900**

FOUNDING YEAR OF THE UNION CYCLISTE INTERNATIONALE

THE UNION CYCLISTE INTERNATIONALE REPRESENTS



**185**  
NATIONAL FEDERATIONS



**1,500**  
PROFESSIONAL RIDERS

**5**  
CONTINENTAL CONFEDERATIONS

**500,000**  
LICENSED COMPETITORS

**2bn**  
BICYCLE USERS ALL OVER THE WORLD



# One Sport, Eight Disciplines



## 1. ROAD CYCLING

**Road** is the king of cycling disciplines. There are one-day races (such as the "Classics") and stage races (such as Grand Tours, which last three weeks), contested as massed start races or time trials (with individuals or teams starting at regular intervals). The one-day road race and individual time trial are both Olympic events.

## 2. TRACK CYCLING

**Track cycling** has been popular since the end of the 19th century. Events take place in a velodrome and can be broken down into two "families": sprint events (individual\* and team\* sprints, kilometre [500m for women] and keirin\*) and endurance events (individual and team pursuit\*, points race, Madison and Scratch race). In the Omnium\*, several specialties of both families are grouped together.

\* Olympic events.

## 3. MOUNTAIN BIKE

**Mountain bike** includes endurance races (cross-country Olympic, cross-country marathon and cross-country eliminator) and downhill events (downhill and four-cross). Cross-country events are held on hilly, technical circuits in the countryside. Downhill racing involves fast and extremely spectacular individual time trials. Four-cross is an event that sees four riders race head to head on a relatively short, straightforward downhill track. Cross-country is an Olympic event.

## 4. BMX

**BMX** is a spectacular sport, that takes place on a 350-400m track featuring a mix of bumps, berms and flat sections. The riders start from an eight-metre-high ramp (Supercross format) that launches them with considerable speed. Jumps throw the riders up to five metres into the air. BMX also has a Freestyle variant, comprising several disciplines, where riders are judged on their style, as well as the difficulty and originality of the figures they perform. BMX Supercross features in the Olympic Games.



## 5. PARA-CYCLING

**Para-cycling** is practised by athletes with disabilities. It includes both road events (road racing, individual time trial and team relay) and track events (sprint, time trial, individual pursuit and Scratch race). Depending on their impairment, athletes join one of the following groups: conventional bikes with minor adaptations, handbikes, tandems or tricycles. Each of these groups is divided into different classes in line with the severity of the riders' impairments. Para-cycling features in the programme of the Paralympic Games.

## 7. TRIALS


**Trials** is a discipline that consists of getting over obstacles, grouped in sections, without the competitor's feet or any part of the bike – except the tyres – touching the ground. Such faults result in penalties and the winner is the rider with the fewest penalty points. There are two classes, which are distinguished by the size of the bicycle wheels. Trials can be practised just as well in natural settings as in urban areas (including covered arenas) with artificial obstacles.

## 6. CYCLO-CROSS

**Cyclo-cross** races take place on circuits of around three kilometres, on a variety of surfaces (roads, paths, forest tracks, fields), that the riders negotiate several times. The courses usually have many small climbs and may include artificial obstacles, requiring constant changes in rhythm. Sometimes the riders have to carry their bikes over certain sections. Events in this discipline, which usually take place in autumn and winter, last about one hour.

## 8. INDOOR CYCLING

**Indoor cycling** is a discipline that comprises two specialties: **artistic cycling** and **cycle-ball**. Artistic cyclists present – as individuals, in couples or in teams of four – a five-minute programme featuring various figures, accompanied by music. They are judged by a panel. Cycle-ball is a match between two teams of two players (acting as both goalkeepers and outfield players). The objective consists of putting the ball into the opposing team's goal by hitting it with a wheel or the body. Fouls are sanctioned by the awarding of free kicks or penalties.



# Director General's Report



Martin GIBBS  
UCI Director General

---

2015 was a year of significant progress in implementing the UCI's global strategy. Designed with the guidance of the UCI Management Committee, our strategy is based on four core principles: development, internationalisation, clean sport, and excellence of administration and governance to the strictest of standards. The extensive restructuring of the UCI Administrative Services conducted in the previous year has provided the platform from which to do this.

Our commitment to clean sport remains paramount in our activity, and 2015 saw us start the year with new anti-doping rules in line with the new WADA Code. A four-year sanction is now standard in the case of violation, and for the first time these sanctions include team suspension and a fine of 5% of the team budget. In 2015 the first cases were referred to our newly established Anti-Doping Tribunal which will now deal with all cases involving international-level riders, ensuring consistency regardless of where the rider comes from.

Anti-doping testing and investigation, run by the fully independent Cycling Anti-Doping Foundation (CADF), was reinforced by the addition of new intelligence gathering resources. To enhance our strategy of collaboration we signed sharing agreements with a further seven anti-doping organisations, in South Africa, Austria, Canada, Denmark, Spain, France and Sweden.

In March we published in full, on time and below the allocated budget, the Cycling Independent Reform Commission (CIRC) report. Since then it has been the UCI Administrative Services' responsibility to ensure that the recommendations contained in that report are properly implemented.

Another threat to the credibility of our sport was addressed with the implementation in January of clear new rules and sanctions governing technological fraud. Considerable resources were devoted to engaging with the industry to develop an efficient method of detecting such fraud. Our Equipment staff carefully considered



thermal imaging, x-ray and ultrasonic testing but by far the most cost effective, reliable and accurate method proved to be magnetic resistance testing using software created in partnership with a company of specialist developers and electrical engineers. The UCI began successfully testing this system at the end of the year which allows us to scan a complete bike, wheels, frame, groupset and other components in less than a minute with a handheld device.

We have had a full year of development across our different disciplines. 2015 was another great year for the UCI Hour Record with six attempts on the men's record and two attempts on the women's one. Bradley Wiggins set an impressive mark of 54.526km in London in front of a full velodrome and a television audience of several million. Also at the Lee Valley VeloPark velodrome, Sarah Storey set the female para-cycling record in the C5 category (45.502km) a few months before Molly Shaffer Van Houweling broke the women's UCI Hour Record in Aguascalientes, Mexico, where she covered 46.273km. Then in early 2016, Evelyn Stevens set the female record at 47.980km in Colorado Springs, United States of America. We ensured that all these attempts were live streamed on our website.

Excellent technological progress was made to improve coverage of our events. At the UCI Track Cycling World Championships in Saint-Quentin-en-Yvelines, images from on-board cameras were incorporated into the live coverage for the very first time, bringing viewers right into the heart of the race.

The reform of men's professional cycling was agreed during the year, and although there has been much public comment on differences of view among certain stakeholders, we have been pleased to see ever increased interest and investment in the UCI WorldTour. 2015 marked the first year of the UCI Cycling Gala in Abu Dhabi, which among other things awarded the winners of the various UCI WorldTour classifications. It was an honour to assemble so many of the leaders of the sport.

Despite the many positive signs, we are conscious of the continued pressures, not least economic, on organisers and teams. We therefore are convinced that the reform will bring better stability and the creation of the necessary conditions for stakeholders to grow the sport for the benefit of all.

2015 was the last year of the UCI Women Road World Cup, which makes way for the new UCI Women's WorldTour. Our work in 2014 and 2015 was designed to be a catalyst to increase awareness and media visibility of women's professional road cycling. We have been delighted to see such rapid growth in the number of high quality elite level events, and in particular those which bring media exposure and therefore open the door to sustainable growth. The first season of the UCI Women's WorldTour marks a further step forward for the discipline, starting a true season-long narrative and bringing a much greater TV audience globally.

Much work was undertaken in Off-Road to prepare for the integration of BMX Freestyle Park in 2016. Meanwhile, the reinvigorated 2015-2016 UCI Cyclo-cross calendar started with a leg in Las Vegas, a first for the series. As for the mountain bike discipline, a record number of events were registered on the UCI International Calendar.

The year has also seen great progress in our work to bring us closer to the fans of cycling. The UCI now counts over one million followers on social media, helping not only to promote cycling but to communicate our work and that of our member National Federations to an ever increasing audience. The new visual identities we developed during the year reflect both the heritage of the UCI and our embrace of the future, and have already contributed positively to awareness of our work. Developing an ever closer relationship with our stakeholders and fans through digital channels remains a priority, and a number of initiatives are in place for this year and beyond. We are grateful to our sponsors and partners for their

invaluable support of the UCI and its mission. During the year we welcomed Telenet to the UCI family, initially as sponsor of the UCI Cyclo-cross World Cup, then title sponsor from the 2016-2017 season. We have continued to strengthen our relationships with existing partners and have worked to guarantee global and accessible TV coverage for as many of our events as possible. These efforts paid off in 2016 when an agreement was signed with the European Broadcasting Union (EBU) and IMG for the commercialisation of worldwide rights to all UCI World Championships and several UCI World Cups for the period 2017-2024.

Globally, the UCI has continued its work in developing the sport and athletes from across the world. At our home in Aigle, Switzerland, the UCI World Cycling Centre (UCI WCC) welcomed 158 trainee athletes (equalling the record set in 2014 which had seen an increase of 60% compared to the previous year). For the first time the UCI WCC hosted specific training courses for para-cyclists. Further afield, we opened a UCI WCC satellite in New Delhi, India, which will play a vital role not only in India but also its neighbouring countries. In addition, we continued to expand our work with our member National Federations and Continental Confederations, increasing by 40% the number of coaches and athletes being trained on the five continents.

Every year the UCI Road World Championships mark a high point of the season, and 2015 was no exception. The UCI and our member National Federations were warmly welcomed to Richmond, Virginia, in September, and the event was a great success on many levels. The testing course gave us two very popular winners at the Elite level in Lizzie Armitstead and Peter Sagan. With the racing dominating the city centre we really felt that the city of Richmond, the state of Virginia and indeed the USA were behind the riders.

Although so much of the UCI's work is centred on cycling as a competitive sport, we are privileged to work in a sport that is also a popular and healthy leisure activity as well as a key form of sustainable transport. During the year we continued to build the UCI's activity in the area of cycling for all, notably supporting, in partnership with the European Cyclists' Federation and the Bicycle Product Suppliers Association, a study of the potential benefits of a higher uptake of cycling as a means of transport. The headline conclusions – that an achievable increase in cycling could itself save up to 10% of transport related carbon emissions and up to \$25 trillion of transport infrastructure – underline why this work is so important. We will be expanding our work in this area over the coming year.

All the progress described in this report requires hard work, dedication and the ability to respond positively to change. I sincerely thank all the UCI staff whose commitment throughout 2015 enabled us to make such a difference to our sport. Thank you also to the volunteers on whom we rely throughout the world to help us deliver our events.



# International Relations

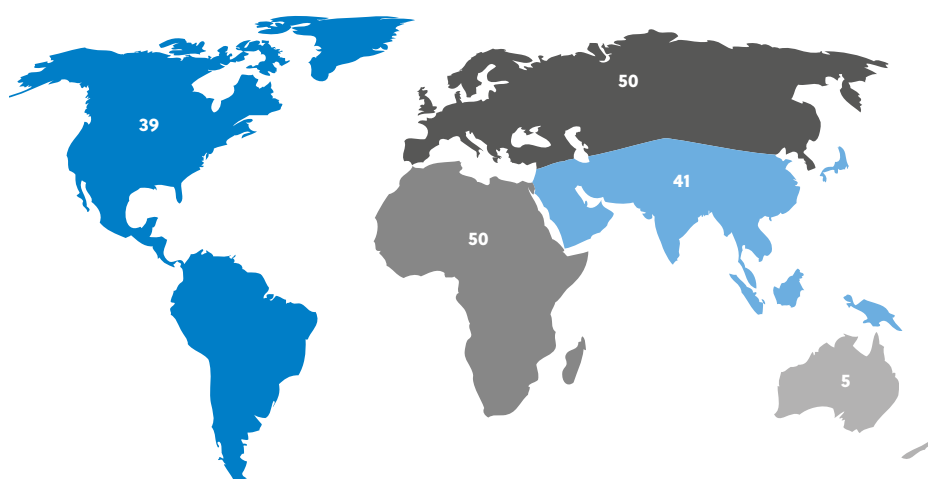
*At the end of 2015, 185 National Federations were affiliated to the UCI*

**The development of cycling at all levels and across all disciplines is a core objective of the Union Cycliste Internationale. Effective collaboration with the five Continental Confederations and 185 National Federations is vital in helping us achieve our mission of spreading the sport around the world.**

## CONTINENTAL CONFEDERATIONS

The five Continental Confederations – the Union Européenne de Cyclisme (UEC), the Confederacion Panamerica de Ciclismo (COPACI), the Asian Cycling Confederation (ACC), the Confédération

Africaine de Cyclisme (CAC) and the Oceania Cycling Confederation (OCC) – provide vital links with our member National Federations. The Confederations' regional knowledge and awareness plays a significant role in enhancing the UCI's ability to manage and nurture cycling around the world.



MEMBERS AS OF 31.12.2015

## UNION EUROPÉENNE DE CYCLISME

The official affiliations of the Icelandic Cycling Union and the Cycling Federation of Kosovo took the UEC's membership to 50 members in 2015. This marked a significant milestone since there is now a National Federation in every European country with a recognised National Olympic Committee. The landmark was particularly fitting given that the UEC celebrated its 25th anniversary in 2015.

The UEC held its Ordinary General Meeting in Bratislava, Slovakia, on 8th March 2015 with UEC President Mr David Lappartient (FRA) updating delegates on the progress of the Confederation's 4-year development plan entitled "Together for European Cycling."

The second edition of the UCI Sharing Platform for Europe took place alongside the Congress in Bratislava. Attended by 65 delegates from 41 National Federations, the seminar's objective was to update our members on the UCI's work and invite them to share their experiences and knowledge. Senior UCI staff covered topics such as strategy, anti-doping, international relations, sporting aspects, bidding procedures, communications and development. A platform was then given to the National Federations to share their initiatives covering ever-evolving issues within the cycling community with presentations from Swiss Cycling, Danmarks Cykle Union, the Cycling Union of Finland and Cycling Ireland.

2015 was a strong year for cycling events on the continent. Baku, the capital of Azerbaijan, hosted the inaugural European Games in June while more than 30 countries were represented at the 2015 European Road Cycling Championships in Tartu, Estonia, in August. The Velodrome Suisse in Grenchen welcomed a continental championship for the first time in Switzerland when it hosted Elite riders from 28 nations during the successful 2015 European Track Cycling Championships in October.

We welcomed Mr Harald Tiedemann Hansen, President of the Norwegian Cycling Federation (Norges Cykleforbund) as a new member of the UCI Management Committee following his election at the 2015 UCI Congress in Richmond, United States of America.

Former track cycling sprint UCI World Champion and UCI Management Committee member Mr Peder Pedersen (DEN), posthumously received the UCI Merit at the 2015 UCI Congress in recognition of his outstanding contribution to cycling. Former President of the French Cycling Federation Mr Daniel Baal and Mr Delmino Albano Magalhaes Pereira, the current

President of the Portuguese Cycling Federation (POR) also received the award as acknowledgement of their invaluable efforts over the years.

## CONFEDERACION PANAMERICA DE CICLISMO

COPACI President Mr José Manuel Pelaez chaired the Confederation's annual Congress in Leon, Mexico on 8th May 2015 with the attendance of senior representatives from 29 National Federations. Delegates were updated on some of the Confederation's notable achievements, as well as plans for the coming years. 2015 was a positive year for the development of cycling on the continent. The Pan American Games in Toronto, Canada, were a major highlight with the Mattamy National Cycling Centre hosting the track cycling events during the Games. The velodrome is now the home of Cycling Canada's national track cycling programme.

The UCI Road World Championships returned to the United States of America following a gap of nearly thirty years, and to the American continent for the first time since 2003, when they were held in Hamilton, Canada. The coming years will witness significant milestones for cycling on the continent with the 2016 Olympic and Paralympic Games being hosted in Rio de Janeiro (BRA), Colombia hosting the UCI BMX World Championships for the very first time in 2016, and Buenos Aires welcoming the 2018 Youth Olympic Games.

A four-week talent identification and training camp was held in Mar del Plata, Argentina, in November and December 2015 with a total of 32 Junior riders from 11 countries. In parallel, a coaching course was held for 11 coaches from 6 South and Central American nations. The young athletes also benefitted from theory sessions, led by a sports psychologist and a UCI Commissaire, which covered topics such as rules and regulations, sports nutrition and anti-doping. They also had an inspiring talk from former Argentinean track cyclists Juan Curuchet and Walter Perez, gold medallists in the Madison at the Beijing 2008 Olympic Games. The camp arose through our co-operation with the Argentina NF, the Argentina National Olympic Committee and the organisers of the Buenos Aires 2018 Youth Olympic Games.

Mr Hernando Zuluaga Aristizabal (COL) received the UCI Merit Award at the 2015 Congress in recognition of his work in cycling over many years, including the organisation of many international track cycling events in Colombia.

---

## ASIAN CYCLING CONFEDERATION

---

The annual Asian Cycling Confederation Congress took place on 9th February 2015 during the Asian Road and Track Continental Championships in Nakhon Ratchasima, Thailand. ACC Vice President Mr Abu Samah Wahab (MAS) updated the attending 56 delegates from 32 National Federations on matters relating to cycling on the continent. In a global first, the 2015 Asian Road Championships were held at night, under floodlights.

After Gwangmyeong, Republic of Korea, in 2014, the Kazakh capital of Astana hosted the UCI Junior Track Cycling World Championships in August 2015, further underlining the globalisation of cycling. Participants from 13 Asian countries competed at the 9,000-seat Saryarka velodrome, venue of the UCI Track Cycling World Cup in 2011.

Hosted by the Abu Dhabi Sports Council and the United Arab Emirates Cycling Federation, the inaugural UCI Cycling Gala was organised to coincide with the new Abu Dhabi Tour in October 2015. The highly successful stage race attracted some of the biggest names in men's professional road cycling, providing a fitting and prestigious context for the first annual UCI Cycling Gala. The dedicated awards evening acknowledged the performances of the season's best athletes, teams and countries.

The UCI and the Cycling Federation of India were delighted to announce the launch of a new satellite centre in New Delhi, India, in November 2015, the third in Asia after Japan and the Republic of Korea. The new facilities are centered at the New Delhi velodrome, part of the Indra Ghandi Sports Complex, a legacy of the 2010 Commonwealth Games. It is hoped that the range of benefits that this facility will bring to India and South Asia, ranging from talent identification to elite level coaching, will have a significant impact on cycling in the region.

A week-long Level 1 road cycling course was held in Manama, Bahrain, in May 2015 for 16 coaches from 10 different Asian countries. The course was funded by the National Federation Development Fund, and organised by the UCI in collaboration with the ACC and Bahrain Cycling Association.

One of the most impressive mass participation cycling events took place in Thailand in August 2015, with a record breaking number of 146,000 cyclists across the kingdom riding 43km as part of the inaugural 'Bike for Mom' event.

Finally, the ACC's longstanding Secretary General Mr Boo Woong Choi (KOR) was awarded the UCI Merit at the 2015 Congress in appreciation of his impact on cycling across the Asian continent.

---

## CONFÉDÉRATION AFRICAINE DE CYCLISME

---

2015 marked a breakout year for African cycling. After a gap of 14 years, the African Track Championships returned to the calendar and were held at the 464m outdoor Sax Young velodrome in Pietermaritzburg, South Africa, in January 2015. In a positive sign for the growth of the discipline, nine nations entered: Morocco, Nigeria, Algeria, Ivory Coast, Egypt, Tunisia, Libya and Djibouti all sent riders to the event.

In July, MTN Qhubeka made history by becoming the first African registered team to race in the Tour de France. Eritrean rider Daniel Teklehaimanot made more headlines by becoming the first black African to wear the polka dot jersey at the Tour de France. Kenyan born Chris Froome won the legendary three-week event for the second time after 2013. Meanwhile Merhawi Kudus, Eritrean like Teklehaimanot, was the youngest rider in the 2015 Tour de France peloton. The following month, more than 40 delegates from nearly 30 African National Federations attended the CAC Congress chaired by CAC President and UCI Vice President Dr Mohamed Wagih Azzam (EGY).

The Congress took place in Pietermaritzburg. Many delegates also participated in the second edition of the UCI Sharing Platform for Africa. After an update from the UCI, the workshop focused on development, and National Federations were given the opportunity, through a case study, to share their initiatives covering ever-evolving issues within the cycling community.

Development was an important focus for the CAC in 2015. 214 riders and 19 coaches took advantage of the facilities at the UCI World Cycling Centre (UCI WCC) satellite in Potchefstroom, South Africa. 2015 was also the year that the UCI World Cycling Centre welcomed its 1000th trainee, Jeanne d'Arc Girubuntu, who became Rwanda's first woman cyclist to compete at the UCI Road World Championships.

The Fédération Mauritanienne de Cyclisme became an official member of the UCI during the Congress in September 2015 taking the number of affiliated National Federations in Africa to a record number of 50. This represents a significant increase in 10 years: in 2005 the number of affiliated National Federations was 15.

Cycling South Africa's former President Mr Pehr Gotthard Bernhard Hansen and the former Secretary General of the Moroccan Cycling Federation, Mr Mohammed Zeghloul received UCI Merit Awards (the latter posthumously) in Richmond in acknowledgement of their contribution to our sport over the years.

## OCEANIA CYCLING CONFEDERATION

The OCC made considerable progress again in 2015. The Vanuatu Amateur Cycling Federation was granted official membership, bringing the membership of the OCC to five full members – Australia, Fiji, Guam, New Zealand and Vanuatu. Tahiti is an associate member. 2015 was another busy year in the Oceania region with over 50 sanctioned events conducted across most disciplines. The inaugural Cadel Evans Great Ocean Road Race was held in January, bringing the number of Men's UCI Road events to six in the Oceania region. The highest number of Men's UCI Continental teams (8) was registered in Oceania, together with one UCI Professional Continental team. Oceania cyclists excelled on the international stage winning 25 gold, 28 silver and 20 bronze medals at the Elite, Junior and Para-cycling World Championships in the mountain bike, track, BMX and road disciplines. Lenore Pipes became the first female rider from Guam to compete in the UCI Road World Championships.

One of the highlights of the Oceania track cycling calendar was New Zealand hosting a round of the 2015-2016 UCI Track Cycling World Cup at the new Avantidrome in Cambridge. 580 riders and staff from 39 countries attended, including more than 20 World and Olympic Champions. New Zealand also hosted the first UCI Women's road event in Oceania for many years with the 2015 Trust House NZ Women's Tour taking place in Wairarapa.

Guam, Fiji and Tahiti all hosted successful national Tours in 2015. In Fiji, the Fiji LifeCycle project continues to gain momentum and is now formally endorsed by the Fijian government. The project includes initiatives aiming to develop facilities, and programmes to promote cycling for lifestyle, fitness and sport.

The OCC has embarked on work to develop a 2016-2018 strategic plan with a rolling 12-month operational plan, including initiatives to develop a fundraising strategy and grow and improve cycling within the second-tier member Federations. The operations of the OCC were significantly enhanced with the hiring of an executive officer to provide support to the OCC President and UCI Vice-President Ms Tracey Gaudry. The outstanding efforts made by former OCC Secretary General and retired International Commissaire Mr Graham Sycamore (NZL) were recognised when he received the UCI Merit Award at the 2015 Congress.

## NATIONAL FEDERATIONS

Each National Federation is responsible for cycling in its own country and occupies a leading role in managing and developing the sport.

We were delighted to welcome four new members to the global cycling family with the Icelandic Cycling Union, the Cycling Federation of Kosovo, Vanuatu Amateur Cycling Federation and the Fédération Mauritanienne de Cyclisme as the newest official members of the Union Cycliste Internationale at the 2015 UCI Congress. These four affiliations brought the UCI's membership to a record number of 185 National Federations.

The National Federations are at the very heart of the UCI's work, and we work hard to maintain direct contact with each of our members. We are always delighted to hear their news, views and suggestions. We conducted a survey of National Federations in April 2015 and were very pleased to receive a record number of responses. The results have helped us improve the quality of data that we hold on NFs, build an accurate picture of global cycling, identify opportunities for growth and better understand how we can serve our members.

Some of the notable findings:

- Road and track are the top priorities for 71 % of our member National Federations;
- There are more than 500 velodromes and at least 750 BMX tracks around the world;
- 46% of our National Federations have some form of sponsorship;
- 46% of National Federations that have responded to the survey have a women's programme and further 33% are interested in developing one;
- 19% of NFs are working with governments to improve cycling infrastructure.

There were leadership changes within many National Federations around the world, with new Presidents taking office and the achievements of others recognised in being re-elected for another mandate. The UCI sincerely congratulates these individuals on their appointments and looks forward to collaborating with them in the future to help them achieve their objectives. The UCI thanks the Continental Confederations and the National Federations for their contribution to cycling and continuous support throughout 2015.

# A Year of Sport and Events







# Road cycling

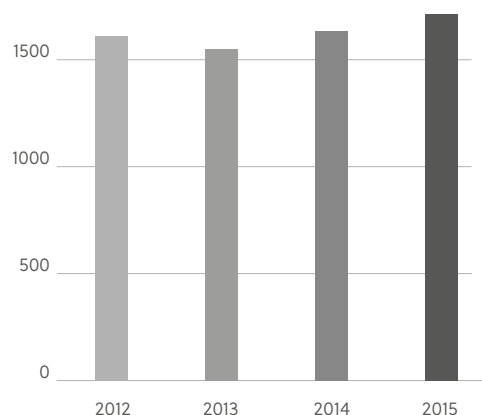
*A traditional discipline that is moving with the times*

**The great success of the UCI Road World Championships in Richmond in the United States, the development of the discipline around the world, the launch of the UCI Women's WorldTour, technological developments... the 2015 road season ended on a very high note, promising much for the years to come.**

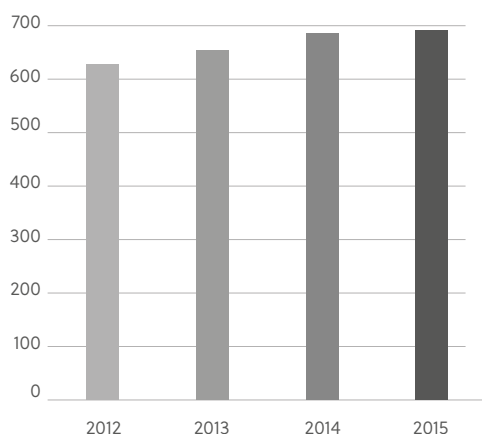
## UCI INTERNATIONAL ROAD CALENDAR

A total of 691 events, representing 1,716 days of racing, were registered on the UCI Road International Calendar in 2015. While the majority of these races were held in Europe (488), a significant number of high-level events also took place on the other four continents (without counting the very many national calendar events): 42 international events were held in Africa, 88 in America, 50 in Asia and 23 in Oceania.

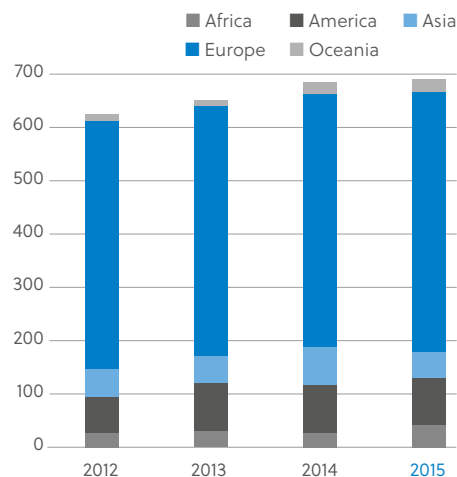
THE NUMBER OF DAYS OF RACING ON THE UCI ROAD INTERNATIONAL CALENDAR



THE NUMBER OF ROAD EVENTS REGISTERED ON THE UCI INTERNATIONAL CALENDAR



GEOGRAPHICAL DISTRIBUTION OF ROAD EVENTS REGISTERED ON THE UCI INTERNATIONAL CALENDAR





## Road cycling

In 2015, Belarus registered two events on the UCI Road International Calendar for the first time in its history. Also notable was the return to the calendar of the Tour de Côte d'Ivoire, an event that has been absent since 2008.

### UCI-REGISTERED TEAMS

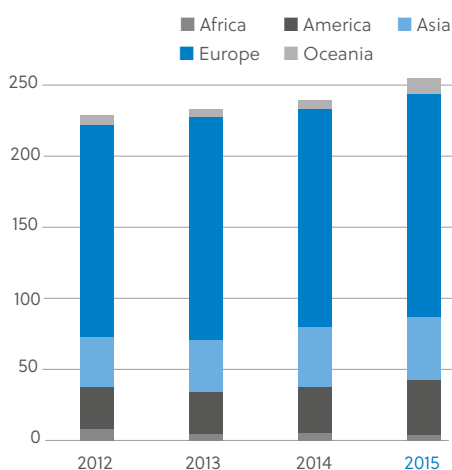
In terms of men's teams, a significant development in 2015 was the return to growth in the number of professional teams (UCI WorldTeams and UCI Professional Continental Teams). This figure rose to 37 compared to 35 registered teams in 2014. This was also the case for the number of UCI Women's Teams. The number of teams increased to 39, compared to 31 teams of the previous year.

It is also significant that all five continents are represented by men's professional teams. UCI Continental Teams continued to increase in number in line with a trend that started several years ago.

### NUMBER OF UCI-REGISTERED ROAD TEAMS

	2012	2013	2014	2015
UCI Women's Teams	37	35	31	39
UCI Continental Teams	152	159	173	179
UCI Professional Continental Teams	22	20	17	20
UCI WorldTeams	18	19	18	17
<b>TOTAL</b>	<b>229</b>	<b>233</b>	<b>239</b>	<b>255</b>

### GEOGRAPHICAL DISTRIBUTION OF UCI-REGISTERED ROAD TEAMS



### THE REFORM OF MEN'S PROFESSIONAL ROAD CYCLING

The project to reform men's professional road cycling continued during 2015. This project has the aims of providing the stability needed to help restore credibility to the sport, to engage better with fans and to provide the right platform for growth and further globalisation.

There was further extensive consultation across stakeholders during the year, leading to a set of proposals to be implemented from 2017.

One of the elements of reform has been to allow new events to enter the top tier of racing. Showing the high level of interest in the reform project, over 20 applications were received for races across the world to enter the UCI WorldTour.

In addition, work has continued on a number of areas related to the reform project, most notably the organisational criteria for professional teams. These will be made a compulsory element of the team licence process for the coming years and we are grateful again for the extensive collaboration across stakeholders to add this new level of structure control as part of the sport's overall efforts to restore and retain credibility.

### UCI CYCLING GALA

The inaugural edition of the UCI Cycling Gala was organised to coincide with the first Abu Dhabi Tour in the United Arab Emirates in collaboration with event organisers (RCS Sports and the Abu Dhabi Sports Council). The Gala is destined to become a prestigious annual event.

The Gala united the families of cycling as they paid tribute to the champions, both men and women (a novelty) who had particularly impressed during the season. Among the many athletes who were fêted at the Gala, were UCI World Champions, the winner of the last edition of the UCI Women Road World Cup, the winners of the three UCI WorldTour rankings (individual, team and nation), the new holders of the UCI Hour Record, the winners of the three Grand Tours and the recipient of the Fair Play Award.



### **THE RISE OF NEW TECHNOLOGIES**

Technological innovations make cycling more attractive to the general public and promote its commercial development. One of the challenges for cycling in the 21st century is to ensure that the sport's broadcasting is in line with the most advanced standards.

Onboard cameras, GPS location and data recording systems have been used in professional road cycling for some time now. These technologies improve the coverage of events and offer a unique perspective to spectators. Up to now, their use has required a specific authorisation for each event, team or rider. It was decided that the rules should be amended to authorise the use of onboard technologies without specific permission and to include them in a bike's authorised weight. The amendment was drawn up in 2015 with a view to be introduced at the beginning of the 2016 season.

Following extensive consultation with riders, teams, race organisers and the industry, the UCI decided to test the use of disc brakes in road events in 2015. Short tests were conducted in August and September. The feedback from mechanics and teams was broadly positive and the trial will continue in professional road cycling in 2016.

Comprehensive checks for potential technological fraud were conducted throughout the season across our disciplines and strict new rules governing this subject were introduced.

## TEST EVENT FOR THE RIO 2016 OLYMPIC GAMES

A year before the Rio 2016 Olympic Games, the Brazilian capital opened its roads for the test event on August 16 in preparation for the men's road race. Some 73 riders from 16 countries covered nearly 165 kilometres of an Olympic circuit offering fantastic diversity: steep climbs, flat coastal roads and cobbled sections. Speaking at the end of the event, the French winner Alexis Vuillermoz said: "That was an incredible race, very difficult. There are lots of sharp climbs as well as flat sections exposed to the wind, so it's a course that has a bit of everything. A very hard, fantastic circuit for the Olympic Games. Everything was perfect."

## 2015 UCI ROAD WORLD CHAMPIONSHIPS

The 88th edition of the UCI Road World Championships were held in Richmond in the United States from September 19 to 27. This was the second time that the event had been organised in the USA, nearly 30 years after the 1986 Worlds in Colorado Springs.

The event attracted considerable spectator numbers, both from the United States – Richmond is less than five hours by car from 50% of the country's population – and also abroad. Some 15,000 spectators attended the opening ceremony and the total audience over the week was 630,000. The World Championships entailed a major mobilisation of resources in Richmond and acted as a catalyst for local people who were highly receptive to the concept of showing off the best of their region, whether in historical, cultural or economic terms. This enthusiasm was illustrated by the involvement of 7,400 volunteers in the event organisation.

According to a study conducted by the US consultancy Chmura, the event generated an economic benefit of 169.8 million dollars for the State of Virginia, 161.5 million of which related to the city of Richmond itself.

The Organising Committee also put a lot of effort into hosting accompanying events, on both the sporting side (test event for the US Schools Championships, mass participation event linked to the Worlds) and the commercial side. The Fan Fest at the Richmond Convention Center, located close to the finish line, attracted more than 210,000 visitors.

## TV FIGURES

- Number of hours broadcast (total) **1,498 hrs 23 mins**
- Number of hours broadcast (live) **609 hrs 55 mins**
- Cumulative audience (total) **142.380 million**
- Cumulative audience (live) **21.676 million**
- Number of countries covered **124**
- Number of broadcasters **63**

The number of visits to the UCI website ([www.uci.ch](http://www.uci.ch)) surged and was three times that of the 2014 UCI World Championships.

The event was also broadcast on the UCI YouTube channel.

As for participation, 913 athletes (including 253 women) representing 77 nations took part in the event. These figures are extremely positive for an event taking place outside Europe.

## ROAD RACE PARTICIPATION AT THE LAST TWO NON-EUROPEAN UCI ROAD WORLD CHAMPIONSHIPS

	Melbourne 2010	Richmond 2015
Men Elite	178	192
Women Elite	122	137
Men Under-23	122	170
Men Juniors	156	167
Women Juniors	57	74

## PARTICIPATION BY NATIONS

Valkenburg 2012	Florence 2013	Ponferrada 2014	Richmond 2015
74 nations	76 nations	70 nations	77 nations

In sporting terms, Richmond will be remembered for the victories of Peter Sagan in the Men Elite road race and Elizabeth Armitstead from Great Britain in the Women Elite road race. Peter Sagan is the first Slovak rider to win the UCI World Championships.

A national classification was inaugurated at the UCI Road World Championships, calculated on the basis of the points scored by athletes in the road races and individual time trials. The Netherlands won the classification ahead of France and Australia.

## 2015 UCI WORLDTOUR

The UCI WorldTour brings together the most prestigious one-day and stage races of the season, in particular the classics and Grand Tours, and features the biggest teams and best riders in the world.

Points are awarded throughout the season. Ultimately the rider, team and country heading the rankings are crowned champions.

In 2015, 17 UCI WorldTeams competed in 27 events held on three continents.

The UCI WorldTour started in Australia in January with the Santos Tour Down Under and concluded with Il Lombardia in Italy in October.

The individual title was won by the Spanish rider Alejandro Valverde for the second year running. The team ranking was won by Movistar Team for the third consecutive year. Spain finished top of the nation ranking. Trophies were awarded to the winners at the UCI Cycling Gala in Abu Dhabi, United Arab Emirates, in October.

## 2015 UCI WOMEN ROAD WORLD CUP

In its last year of existence, the UCI Women Road World Cup ended on a high note.

With an additional event in 2015 (ten in total), the series was contested in eight countries over three continents. Events were hosted by: the Netherlands, Italy, Belgium (two races), China, the United States (for the first time since the early 2000s with the return of the Philadelphia International Cycling Classic), Germany (for the second consecutive year), Sweden (with both a road race and team time trial that featured 15 UCI Women's Teams and two national teams) and France.

The global audiences for the 2015 UCI Women Road World Cup were very good.

- Number of hours broadcast: 151.25
- Cumulative audience: 18.5 million (compared with 15 million in 2014, an increase of over 23%).

The series also had a strong presence on social media with a significant upturn in interest. The number of followers of the @UCIWomenCycling Twitter account increased by 90% between January 1 and December 31.

The future UCI Road World Champion, Great Britain's Lizzie Armitstead, became the last cyclist in history to win the UCI Women Road World Cup, just a few weeks before putting on the rainbow jersey.

So the end of the 2015 season also saw the end of the UCI Women Road World Cup. Diana Ziliute won the first edition in 1998; the series lasted a further 18 seasons, featured 164 events in 15 countries and crowned nine different champions.

The UCI worked throughout 2015 on the launch of the new UCI Women's WorldTour in 2016, in this way promoting the further development of women's cycling. The new top-level circuit represents an historic step forward. The proposed format, rules and calendar of the new series were extremely well received by all stakeholders during the drafting process.

The UCI Women's WorldTour will be promoted by a strong brand identity used on all organisers' communication materials. The new #UCIWWT hashtag is set to be widely used by the cycling community, including the media, fans, organisers, teams and riders.

The 2016 UCI Women's WorldTour will feature 17 events, including 13 one-day races and four stage races (the Tour of Chongming Island, the Amgen Tour of California, the Aviva Women's Tour and the Giro d'Italia Internazionale Femminile), representing a total of 35 days of racing, an increase of more than 60% compared to the UCI Women Road World Cup.

# Track cycling

*UCI Hour Record shines spotlight on track cycling*

**The UCI Hour Record garnered a lot of attention for track cycling in 2015, with the extraordinary performance of Great Britain's Bradley Wiggins surely the track highlight of the year. Other reasons for satisfaction were the growing number of races registered on the UCI Track Cycling International Calendar and increasing participation levels around the world. Track cycling clearly still has plenty of potential for development.**

## UCI TRACK CYCLING INTERNATIONAL CALENDAR

A pre-Olympic year, 2015 represented the conclusion of the first half of the qualification period for the Rio 2016 Olympic Games (in particular, the last two Continental Championships of the 2014-2015 season, in Africa and Asia; the last round of the 2014-2015 UCI Track Cycling World Cup in Cali, Colombia, in mid-January; as well as the UCI Track Cycling World Championships in Saint-Quentin-en-Yvelines, France, in February) and also the start of the second half of qualification (including the Pan American, Oceanian and European Continental Championships and the first two rounds of the 2015-2016 UCI Track Cycling World Cup in Cali and in Cambridge, New Zealand).

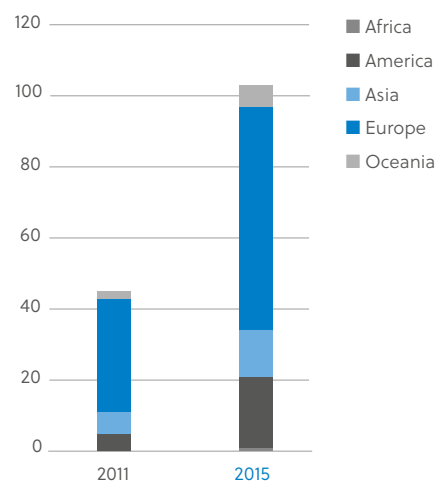
It was notable that this latter event in New Zealand represented Oceania's return to hosting the UCI Track Cycling World Cup. Australia has previously organised rounds of the series, but not since 2010.

A pre-Olympic year always benefits from the positive effect of the upcoming Games as it represents the start of the Olympic qualification period. However, 2015 was particularly significant, as shown by a comparison with the number of track events on the 2011 UCI International Calendar, the previous pre-Olympic year.

The number of events more than doubled – from 45 in 2011 to 103 in 2015. Progress was particularly impressive in Oceania (threefold increase) and on the American continent (fourfold increase). It was also pleasing to see that track events from all five continents featured on the UCI International Calendar.

## HIGH-LEVEL PERFORMANCES

**NUMBER OF TRACK EVENTS REGISTERED ON THE UCI INTERNATIONAL CALENDAR - A COMPARISON BETWEEN 2011 AND 2015**



There are typically peaks in participation and performance in a discipline such as track during the Olympic qualification period. Bearing this in mind, 2015 can be considered as a year in which women excelled. Several world records were broken, including the 500-metre time trial, team pursuit and team sprint. The first of these was improved at the European Championships by the Russian rider Anastasia Voinova while the latter two records fell at the UCI Track Cycling World Championships in Saint-Quentin-en-Yvelines, to the Australian team and the Chinese duo of Jinjie Gong and Tianshi Zhong respectively.





#UCIHourRecord



sky

WIGGINS

PINARELLO

PINARELLO

Another historic performance was that by the American Molly Shaffer Van Houweling on 12 September when she became the first woman to break the UCI Hour Record since the modernisation of its rules in 2014. It was also a dramatic year for the men's UCI Hour Record with successful attempts by Australia's Rohan Dennis and Great Britain's Alex Dowsett, both of whom surpassed 52 kilometres (52.491 km and 52.937 km respectively), before Bradley Wiggins (GBR) produced the outstanding distance of 54.526 km in an hour at the Olympic Velodrome in the Lee Valley VeloPark on 7 June. This attempt aroused a great deal of public interest.

- Over 100,000 views on YouTube.
- A TV audience of 3 million on Eurosport.
- More than 11,000 messages on Twitter using the hashtag #UCIHourRecord.
- Over 45,000 visits to the UCI website.

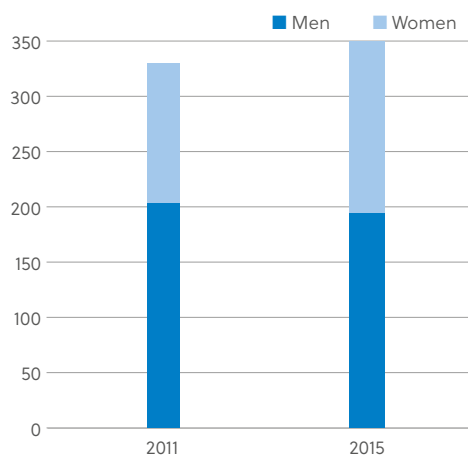
### NEW TECHNOLOGY MAKES THE DISCIPLINE EVEN MORE SPECTACULAR

At the 2015 UCI Track Cycling World Championships small onboard cameras transmitted live images from bikes at the very heart of the action for the very first time in the event's history. The spectacular images obtained were very popular with the public at the velodrome as well as those watching on television or on the UCI YouTube channel. Riders such as 2015 UCI World Champions François Pervis and Anna Meares voiced their approval of this new initiative.

### 2015 UCI TRACK CYCLING WORLD CHAMPIONSHIPS (ELITE)

The UCI Track Cycling World Championships were held in Saint-Quentin-en-Yvelines, France, from February 18 to 22. A comparison between participation levels at the 2011 UCI Track Cycling World Championships (Apeldoorn, the Netherlands) and at the 2015 edition, is particularly interesting (as was the comparison of the UCI Track Cycling International Calendar for these years), not only because both were pre-Olympic years, but also because both UCI World Championships were held in Europe.

### PARTICIPATION IN THE UCI TRACK CYCLING WORLD CHAMPIONSHIPS – A COMPARISON BETWEEN 2011 AND 2015



Overall participation at the UCI Track Cycling World Championships grew by 6%, while the participation of women increased by 23%. The trend is thus towards parity between men and women, in line with the UCI's objectives.

With a total of 27,000 spectators attending over the five days of competition, the 2015 UCI Track Cycling World Championships were a great popular success. The accumulated number of participants and team personnel was 760. According to a study conducted at the end of the Championships, without considering any other factors, the effect of the teams attending the event represented an economic benefit in excess of 850,000 euros for the region.

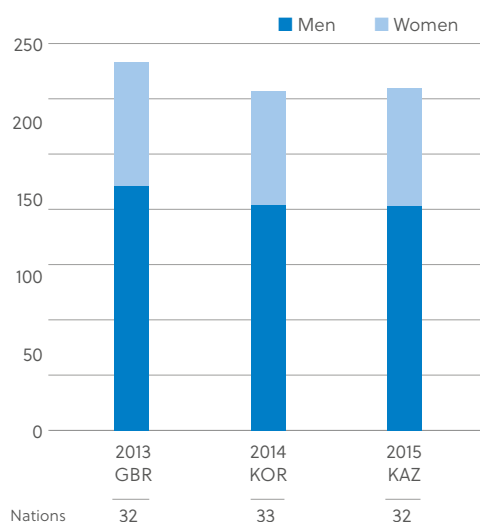
In terms of TV coverage of the event, the cumulative audience was 169.5 million viewers (11 million for the cumulative live audience). The total number of hours broadcast came to 571 hours, of which 252 hours were live. In total, 48 broadcasters provided coverage in 112 countries. The event also attracted more than 460,000 views on the UCI YouTube channel.

### 2015 UCI JUNIOR TRACK CYCLING WORLD CHAMPIONSHIPS

After the first edition of the UCI Junior Track Cycling World Championships ever to be held in Asia – in Republic of Korea in 2014 – interest in the discipline has grown in this part of the world. The 2015 UCI Junior Track Cycling World Championships took place in Astana, Kazakhstan, from August 19 to 23. This was the second time that the country had hosted a major UCI track event after the first round of the 2011 UCI Track

Cycling World Cup in the year the Saryarka Velodrome was inaugurated. This velodrome is one of the largest in the world, with a seating capacity of over 9,000. The Asian Championships were held on this track in 2014. According to the statistics, most of the world's track cycling racing takes place in Europe, and as a consequence this is where majority of the discipline's athletes reside. It is therefore very encouraging that, compared to the figures from the last European edition, the previous two Junior Championships held in Asia achieved very strong participation levels.

#### PARTICIPATION IN THE UCI JUNIOR TRACK CYCLING WORLD CHAMPIONSHIPS FROM 2013 TO 2015

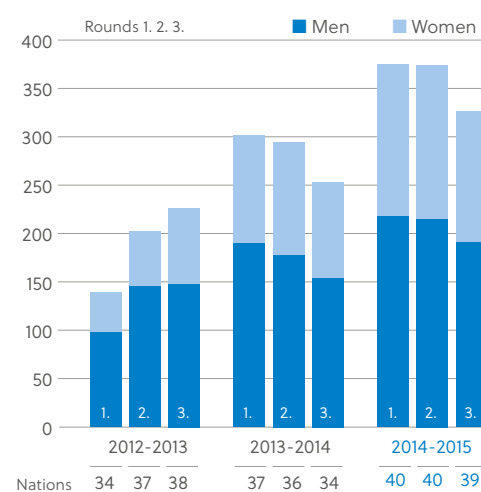


#### 2014-2015 UCI TRACK CYCLING WORLD CUP

The 2014-2015 UCI Track Cycling World Cup consisted of three rounds. The first round took place in Guadalajara, Mexico. The second round was the first major event at the Olympic Velodrome at the Lee Valley VeloPark since the memorable 2012 Olympic Games in London, Great Britain. The third and final round was held at Velodromo Alcides Nieto Patiño in Cali, Colombia, a venue which had been refurbished to host the 2014 UCI Track Cycling World Championships. Colombia, and Cali in particular, has been the most faithful host of the UCI Track Cycling World Cup with 14 rounds held since the creation of the series in 1993. The city of Cali organised its first round of the UCI World Cup in 1996 and has hosted the event every year since then, except for the 2003-2008 period and 2013 due to the refurbishment in preparation for the UCI World Championships of February 2014.

The number of riders competing in the rounds of the UCI Track Cycling World Cup sharply increased in the 2014-2015 season, with participation reaching record levels. If only the ten events of the Olympic Games programme are considered, this season represents by far the highest participation level in terms of the ratio of the number of riders and nations taking part in relation to the number of medals available.

#### TRENDS IN PARTICIPATION IN THE ROUNDS OF THE UCI TRACK CYCLING WORLD CUP – COMPARISON OF THE LAST THREE SEASONS



The second half of the qualification period for the Rio 2016 Olympic Games started at the World Cup event held in Cali, Colombia, at the end of October 2015 (Cali had also hosted the final round of the 2014-2015 edition of the World Cup in January 2015). The World Cup series then continued in New Zealand for the first time at the new Avantidrome in Cambridge. This velodrome was inaugurated in April 2014.

As was the case for the 2014-2015 edition, each round of the 2015-2016 UCI Track Cycling World Cup featured the ten specialties of the Olympic programme.

Taking into consideration the reduced opportunities for qualification open to some riders, participation declined slightly. On the other hand, the opposite was true for the number of nations represented. Performance levels reached new heights as the Rio 2016 Olympic Games drew nearer.

All rounds of both the 2014-2015 and the 2015-2016 UCI Track Cycling World Cup were broadcast on the UCI YouTube channel.

# Mountain bike

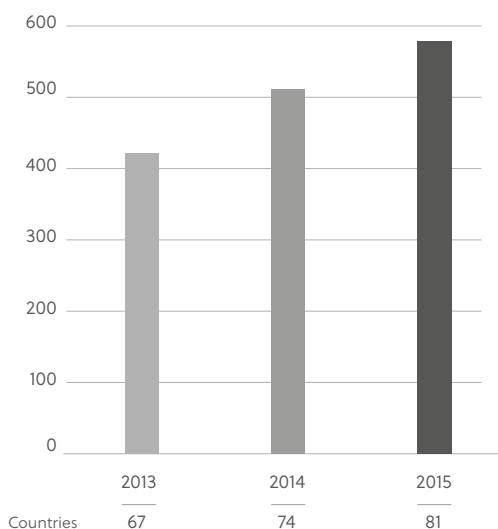
*A healthy discipline  
continuing to make progress*

**Mountain bike continued to grow in 2015, both in terms of the UCI International Calendar (number of events registered and its global reach) and the number of teams registered.**

## UCI MOUNTAIN BIKE INTERNATIONAL CALENDAR

In 2015, 579 events in 81 countries (from all five continents) were registered on the UCI Mountain Bike International Calendar. This represented a dramatic increase on the previous year

### GROWTH IN THE NUMBER OF EVENTS REGISTERED ON THE UCI MOUNTAIN BIKE INTERNATIONAL CALENDAR



The increase was greatest in Europe (+ 57 events), followed by Asia (+ 10) and America (+ 10).

The most popular speciality was cross-country Olympic (288 events in 2015 compared with 239 in 2014) followed by downhill (114 events). A significant increase in the number of cross-country Eliminator events was also in evidence: from 45 in 2013, to 61 in 2014 and 73 in 2015.

## UCI MOUNTAIN BIKE TEAMS

In total, 130 teams were registered with the UCI in 2015 (compared with 121 in 2014). Among these, 15 endurance (cross-country) and 15 gravity (downhill) teams were awarded UCI ELITE Mountain Bike Team status. This top division offers its teams certain advantages and benefits. In return, the teams are obliged to enter at least one rider in every round of the UCI Mountain Bike World Cup presented by Shimano.

In 2015, 33 countries on five continents registered at least one team. This figure was 31 in 2014 and 27 in 2013. China, Indonesia, the Islamic Republic of Iran and Israel all registered a UCI Mountain Bike Team for the first time. The growth in the number of nations registering at least one team demonstrates that the discipline is continuing to develop all around the world.

The format of the UCI Mountain Bike World Cup presented by Shimano was revised with cross-country Eliminator being withdrawn from the programme in order to concentrate on cross-country Olympic and downhill. The latter speciality achieved a particularly high profile, growing its TV audience and increasing its popularity.

The UCI also promoted Junior cross-country Olympic events (at the UCI World Cup and other events on the International Calendar).

In terms of social media, the number of followers of the @UCI\_MTB Twitter account increased by 33% between January 1 and December 31. The UCI Mountain Bike Facebook page experienced a similar phenomenon (+ 48%).



---

## 2015 UCI MOUNTAIN BIKE WORLD CHAMPIONSHIPS

---

The 2015 UCI Mountain Bike World Championships were held in Vallnord, Andorra, from August 31 to September 6 – a week after the UCI Mountain Bike Masters World Championships (August 24-27) at the same venue with the same organising committee.

The event attracted 618 riders from 51 countries on five continents (cross-country Olympic: 416 riders from 49 nations; cross-country Eliminator: 57 riders from 22 nations; downhill: 192 riders from 34 nations). Particularly worth noting was the first participation of Rwanda in the UCI Mountain Bike World Championships and the fact that riders from 14 different countries won medals at the Championships.

An impressive 70,000 spectators attended the 2015 UCI Mountain Bike World Championships.

In addition, a cumulative audience of 40 million watched the action on television, of which 1 million watched the racing live. In total, 488 hours were broadcast (47 hours live) in 95 countries by 40 broadcasters.

Coverage of the XCE racing was available on the UCI YouTube channel, while XCO and DHI action was covered on redbull.tv.

---

## 2015 UCI MOUNTAIN BIKE MARATHON WORLD CHAMPIONSHIPS

---

The 2015 UCI Mountain Bike Marathon World Championships took place in Val Gardena, Italy, on June 27. In total, 202 riders from 39 countries took part. This represented a significant increase in participation compared with the previous year (122 riders from 30 countries). Riders from six different countries won a medal at these Championships.

Several thousand spectators turned out to watch the action. The organisers of the Championships were greatly experienced in putting on a mass event of this kind.

---

## 2015 UCI FOUR-CROSS WORLD CHAMPIONSHIPS

---

The 2015 UCI Four-Cross World Championships were held in Val di Sole, Italy, on August 20-21, in conjunction with a round of the UCI Mountain Bike

World Cup. The competitions were held at night on a purpose-built track in front of several thousand spectators.

---

## 2015 UCI MOUNTAIN BIKE WORLD CUP PRESENTED BY SHIMANO

---

The UCI Mountain Bike World Cup presented by Shimano visited nine countries in 2015: France, the Czech Republic, Germany, Great Britain, Austria, Switzerland, Canada, the United States of America and Italy. Each round hosted either one or both of the cross-country Olympic and downhill specialties.

In total, 1,148 competitors representing 55 countries (two more than in 2014) participated in the events of the series. New nations were represented: riders from Chinese Taipei, the Philippines, Lebanon and Bolivia took part for the first time, demonstrating that the discipline is continuing to develop.

As had been the case the previous year, the UCI was able to offer superb coverage of the series in 2015 as a result of its official media partnership with Red Bull Media House (RBMH). A total of 1.9 million viewers watched the series on redbull.tv in 2015 representing an increase of 45% compared with 2014. Nearly 2 million viewers followed the events live on television. The cumulative global TV audience of the UCI Mountain Bike World Cup presented by Shimano was 42 million (live coverage, highlights and news programmes included).

---

## TEST EVENT FOR THE RIO 2016 OLYMPIC GAMES

---

The mountain bike test event for the Rio 2016 Olympic Games was held on October 11. The event attracted 77 competitors (45 men, 32 women) from 24 countries who were able to hone their skills and assess their rivals on the course that will host the Olympic races in August 2016. The circuit was described as physically and technically demanding.

Following on from the test event, the UCI will continue to work with the Rio 2016 Organising Committee to ensure that the riders' opinions are taken into account when optimising the course and venue to offer both athletes and spectators the best possible Games experience.



# BMX

*All systems go for the addition of BMX Freestyle Park*

**As in the previous year, BMX broke records in 2015 in terms of the number of events registered on the UCI International Calendar, as well as for participation in the UCI BMX World Championships (including Challenge categories) and female participation in the UCI BMX Supercross World Cup. As the discipline continued to develop, a major announcement was made: the launch of a UCI BMX Freestyle Park World Cup in 2016.**

---

## UCI BMX INTERNATIONAL CALENDAR

In 2015, the UCI BMX International Calendar comprised 168 events in 47 countries (compared with 144 events in 40 countries in 2014). This increase can be partially explained by the fact that 2015 is a crucial year for riders seeking to qualify for the forthcoming Olympic Games, but it is also undeniable that participation in BMX events is on an upward trajectory all around the world (see the sections below describing UCI events). An illustration of this is the fact that four new countries registered events on the UCI BMX International Calendar: Aruba, El Salvador, Guatemala and Venezuela. The first three of these countries registered their National Championships, while Venezuela registered a Class 1 event.

The training of Commissaires is crucial for the development of the discipline around the world. With this in mind, the UCI developed a training guide for BMX Commissaires working at national and international levels. This guide was published on the UCI website, and has been made available to National Federations to assist in the training of their Commissaires and to help officials prepare for National Commissaire and Elite International Commissaire examinations.

The big news of the year was the UCI's launch of a process to integrate BMX Freestyle into its structures as part of its strategy to promote urban cycling. This integration will begin with Park, one of the most spectacular of the five BMX Freestyle formats (the others being Street, Vert, Dirt Jumping and Flatland). BMX Freestyle Park competitions take place at venues similar in construction to a skateboard park. Riders are judged on the tricks they perform during their runs (according to their difficulty, originality and style), and

the winner is the rider who scores the most points. Much of the UCI's work in this area has involved getting ready for the first season of the UCI BMX Freestyle Park World Cup in 2016 and drafting the UCI Regulations for BMX Freestyle Park.

## TEST EVENT FOR THE RIO 2016 OLYMPIC GAMES

---

With the Rio 2016 Olympic Games rapidly approaching, a test event was held by the Rio 2016 Organising Committee in October 2015 to put the newly-built BMX track to the test and evaluate the quality of the organisation. The highly constructive comments received, particularly from the riders, meant that a number of improvements were made to the track, in this way contributing to the future success of the Olympic events.

## 2015 UCI BMX WORLD CHAMPIONSHIPS

---

The 2015 UCI BMX World Championships took place in Heusden-Zolder, Belgium, from July 21 to 25. A very motivated and experienced organising committee obtained considerable support from a range of sponsors as well as from authorities at different levels and from various government sports funding bodies.

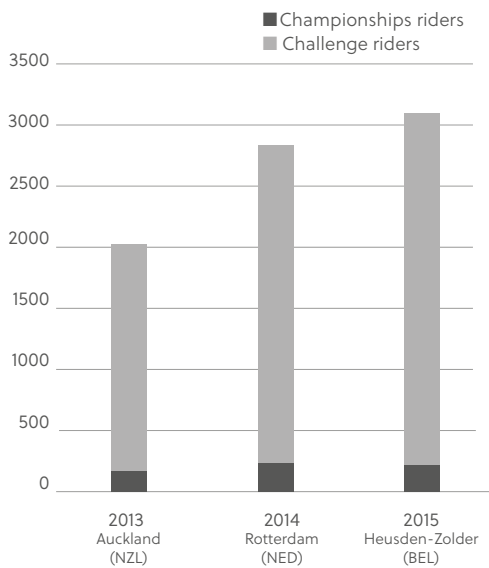




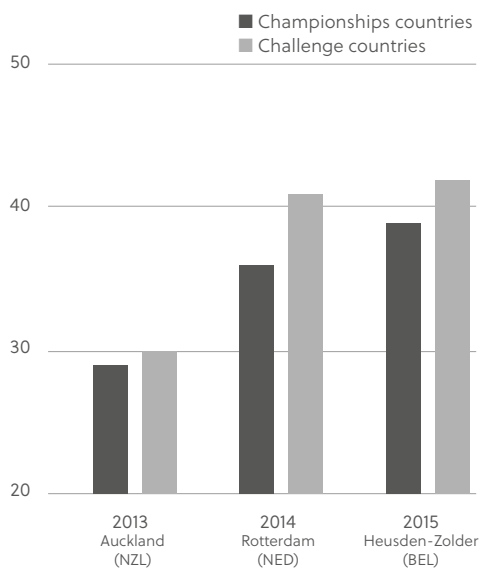
## BMX

In total, 3,096 riders from 46 countries took part in the event (taking into account both the World Championships and Challenge categories): 219 from 39 countries for the World Championships and 2,877 from 42 countries in the Challenge categories (a record). The growth of the World Championships has been significant.

### GROWTH IN PARTICIPATION AT THE UCI BMX WORLD CHAMPIONSHIPS



### GROWTH IN NUMBER OF NATIONS PARTICIPATING IN THE UCI BMX WORLD CHAMPIONSHIPS



For the first time ever, a rider who had won the UCI BMX Junior World Championships in his second year as a Junior went on to win the Elite title the following year. This feat was achieved by the Netherlands' Niek

Kimmann. He had become UCI Junior World Champion in Rotterdam in 2014 before winning the Elite rainbow jersey in Heusden-Zolder.

It is worth highlighting that a trainee from the UCI World Cycling Centre (UCI WCC), Venezuela's Stefany Hernández, won the Women Elite title at the UCI BMX World Championships. This fantastic achievement by a UCI WCC trainee serves to confirm the quality of the Centre's training and education programmes.

Approximately 30,000 spectators attended the event over the week.

In terms of media coverage, a 52-minute highlights package was produced as well as two news programmes. Viewers could watch the World Championship highlights on France 3, CNN News (Great Britain), CNN Asia, Sky News, Channel 9 and Sports (Australia) and TV2 (Norway). The Challenge events were broadcast live on the internet in over 100 countries. The event registered more than 200,000 views on YouTube, and the action could also be watched on redbull.tv. The total accumulated TV audience was 15.7 million (an increase of 11% compared with the 2014 UCI BMX World Championships in Rotterdam), while total TV coverage amounted to approximately 160 hours, of which 32 hours were broadcast live. A total of 40 broadcasters delivered images to 93 countries.





## 2015 UCI BMX SUPERCROSS WORLD CUP

The 2015 UCI BMX Supercross World Cup consisted of five rounds, held in Manchester (Great Britain), Papendal (the Netherlands), Engelholm (Sweden), Santiago del Estero (Argentina) and Rock Hill (United States of America).

Engelholm hosted a round of the UCI BMX Supercross World Cup for the first time and provided one of the best tracks of the series.

Participation was stable in the Men Elite category (an average of 129 participants per round compared with 132 in 2014) as well as in terms of the number of countries represented (27). However, there was a significant increase in participation in the Women Elite category (+ 20%).

The UCI World Cup events could all be watched live on [bmxlivetv.com](http://bmxlivetv.com).

The various rounds of the series attracted some 20,000 spectators, including 6,000 for the round in Argentina alone, despite unfavourable weather conditions at several of the events.

The opening round of the 2015 UCI BMX Supercross World Cup in Manchester was voted the Best Event of the year, three years after the venue first hosted racing in the discipline's flagship series.

# Para-cycling

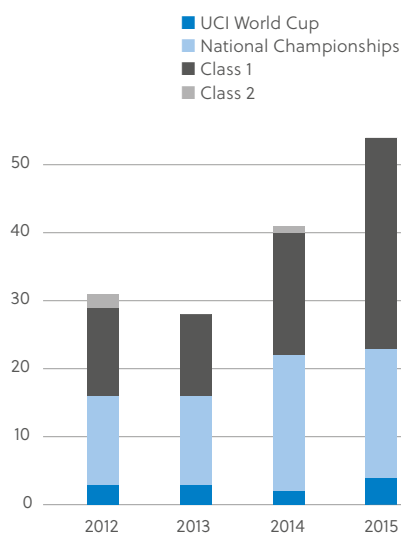
Solid growth

**With more events on the calendar, a record number of rounds of the UCI World Para-cycling Road World Cup, and the first ever para-cycling training camps to be organised at the UCI World Cycling Centre, para-cycling continued to develop and grow in 2015.**

## UCI PARA-CYCLING INTERNATIONAL CALENDAR

The number of para-cycling events registered on the UCI International Calendar has consistently increased since 2013, clearly demonstrating that the discipline is developing. The number of Class 1 events grew by approximately 60% between 2013 and 2015. This progression can be explained in part by the proximity of the Rio 2016 Paralympic Games and increased investment in the development and training of riders at national level, notably by organising national Class 1 events. The existence of a greater number of Class 1 events in which para-cyclists can participate in the year before the Paralympic Games has afforded riders more opportunities to gather the UCI points they need to qualify for the Games. This phenomenon will also have a longer term effect and has had very beneficial repercussions for the UCI calendar.

## NUMBER OF PARA-CYCLING EVENTS BY EVENT CLASS



These figures are encouraging because an increase in the number of para-cycling events on the UCI International Calendar is one of the main means of developing the discipline. The UCI's objective looking ahead to the Tokyo 2020 Paralympic Games is to consolidate this trend.

Para-cycling is very popular in Europe, and the continent hosts nearly 60% of the races listed on the UCI International Calendar. However, para-cyclists have the opportunity to race on all five continents. Oceania has the second highest number of events (16% of total events). Then follow America, Asia and Africa.

The Icelandic National Federation joined the UCI in 2015. The country's first licensed athlete was a para-cyclist, Arna Albertsdottir. Iceland is the 80th country active in para-cycling.

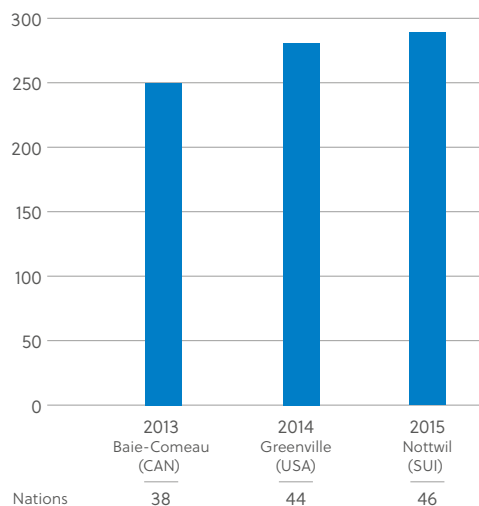
## PARTICIPATION ON THE INCREASE

The progress made in terms of the number of events registered on the UCI Para-cycling International Calendar can also be observed in the participation levels at the UCI Para-cycling World Championships. The trend is clear for road events, and also for track, if we don't take into account the Los Angeles Worlds which were organised in a Paralympic year.

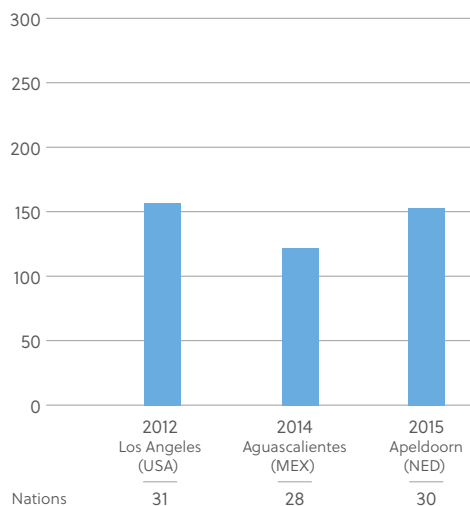


Para-cycling

NUMBER OF PARTICIPANTS IN THE UCI PARA-CYCLING ROAD WORLD CHAMPIONSHIPS



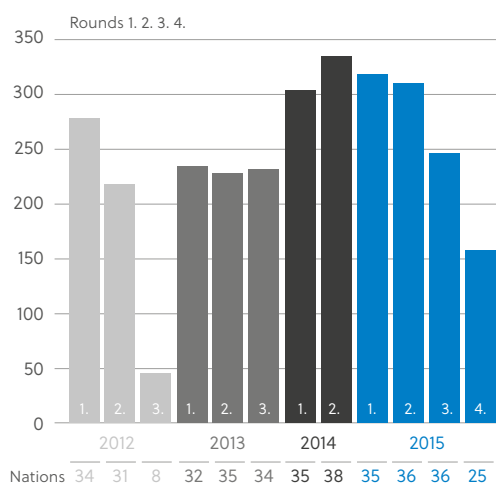
NUMBER OF PARTICIPANTS IN THE UCI PARA-CYCLING TRACK WORLD CHAMPIONSHIPS



The UCI is seeking to continue this encouraging trend with a view to the 2020 Paralympic Games.

Since its creation, the UCI Para-cycling Road World Cup has attracted growing numbers of riders from an increasing number of nations. A point to note is that even if the 2015 figures seem to be slightly lower than those of 2014, the two years cannot be directly compared as they represent two very different situations. The 2015 UCI World Cup had twice as many rounds as the previous edition, and one of these was hosted by South Africa – a distant destination for European competitors.

NUMBER OF PARTICIPANTS IN THE ROUNDS OF THE UCI PARA-CYCLING ROAD WORLD CUP



In order to strengthen the development and integration of para-cycling within the cycling family, the UCI Para-cycling Commission proposed giving official status to the Para-cycling Hour Record in line with the situation in non-disabled cycling. The changes were discussed in 2015 and entered into effect on 1 January 2016. With an eye on integration, the conditions required for the approval of a UCI Hour Record will be the same as for abled athletes. The previously published Best Performances in an Hour will serve as the references for future attempts.

The UCI World Cycling Centre held training camps in Aigle, Switzerland, to promote the development of track para-cycling. Para-cyclists who had expressed an interest were invited to train at the UCI WCC with all costs covered. These costs included the athletes' accommodation, meals and all expenses related to the dedicated UCI WCC coach. The first camp took place in March just before the 2015 UCI Para-cycling Track World Championships in Apeldoorn, the Netherlands. The objective was to allow those riders who do not have access to a velodrome in their own country the opportunity to prepare for this major event. Eleven participants from five countries attended the first camp. Following this success, the UCI and the WCC decided to repeat the experience in November. Twenty riders from eight countries took part in this second camp. The athletes at these two specialised camps were able to benefit from the very best training environment. They learned, or deepened their knowledge of, the basics of track racing and acquired the necessary tools to allow them to develop further in the future. Other camps will be held in 2016, in particular before the 2016 UCI Para-cycling Track World Championships in Montichiari, Italy.

## 2015 UCI PARA-CYCLING TRACK WORLD CHAMPIONSHIPS

Participation figures for the two UCI Para-cycling World Championships held in 2015 were excellent. A new participation record was set at the UCI Para-cycling Road World Championships, while the number of athletes competing at the UCI Para-cycling Track World Championships was nearly 20% higher than in 2014. These figures bear witness to the growth of the discipline.

The 2015 UCI Para-cycling Track World Championships were held in Apeldoorn, the Netherlands, from March 26 to 29, and saw the participation of 153 riders (including 46 women) from 30 nations.

Para-cyclist Alyda Norbruis beat her own world record in the 500m time trial, established the previous year in Aguascalientes, Mexico.

After its introduction in 2014, the Scratch race was divided into two separate events, one for classes C1-3 and the other for C4-5, unlike the previous year where all classes had competed together (C1-5). This meant that athletes with the most severe impairments (C1-3) had a better chance of winning a medal. The number of participants in the event doubled. Due to the success of the Scratch races in Apeldoorn, the UCI will keep the event in the UCI World Championships with a view to its possible inclusion in the Tokyo 2020 Paralympic Games.

In cooperation with the LOC, the UCI provided exclusive live streaming of action from the last day of competition on the UCI YouTube channel. Furthermore, a feature about one of the athletes, Jody Cundy, was filmed and made available on the same channel.

## 2015 UCI PARA-CYCLING ROAD WORLD CHAMPIONSHIPS

The 2015 UCI Para-cycling Road World Championships were held at the Swiss Paraplegic Centre in Nottwil, Switzerland, from July 29 to August 2. The races were undoubtedly some of the most difficult and technical of 2015, and allowed the climbers to fully express their potential.

Participation figures were exceptional, with 289 riders from 46 nations, of whom about 30% were women, an increase of approximately 5% on the previous year.

All races finished on the Centre's athletics track, a venue which has already hosted several international events. These were the last UCI Para-cycling Road World Championships before the Rio 2016 Paralympic Games. The athletes seized the opportunity to produce some exceptional performances. The Italian team performed particularly well, winning nine titles and achieving 15 podium places. The three members of Italy's team relay squad (Vittorio Podesta, Luca Mazzone and Alessandro Zanardi) won seven golds between them. They each managed the feat of winning the maximum number of gold medals possible during the Championships – time trial, road race and team relay.

## 2015 UCI PARA-CYCLING ROAD WORLD CUP

Four rounds of the UCI Para-cycling Road World Cup were organised in 2015 – the first time this many rounds had been held since the integration of para-cycling into the UCI. Another innovation was the first UCI para-cycling event to be held on the African continent (in Pietermaritzburg, South Africa). Participation in the various rounds of the circuit was very good with an average of over 250 riders on the start line (or nearer 290 if we discount the figures from South Africa). The four rounds took place in Maniago (Italy), Yverdon-les-Bains (Switzerland), Elzach (Germany) and finally Pietermaritzburg (South Africa). All of these rounds were hosted by cities new to the UCI Para-cycling Road World Cup. However, the organisers were generally very experienced, which of course greatly contributed to the success of the events. In fact, the organiser of the Maniago round had already organised three rounds in the series since 2012 and thus had a wealth of experience. The organiser in Pietermaritzburg was behind several previous UCI events including the BMX and Mountain Bike World Championships.

The event with most participants was Maniago where 315 athletes took to the start line. The organiser of this round earned the 2015 "Best Organiser" award, followed very closely by the organising committee of the Yverdon-les-Bains round.

To allow the development of the discipline and ensure greater stability of the racing calendar, the UCI has started to offer the organisers of para-cycling events contracts lasting several years. As a result of this initiative, Pietermaritzburg will organise two further events: another round of the UCI World Cup in 2016 and the UCI Para-cycling Road World Championships in 2017.

# Cyclo-cross

*A new generation comes to the fore in a discipline undergoing international expansion*

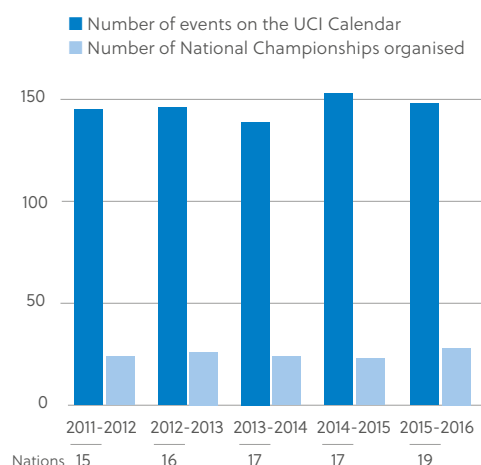
**The advent of a new generation of extremely talented riders, the first round in UCI World Cup history to be held outside Europe (a night-time event in the United States of America), the growth of women's cyclo-cross... 2015 was a year like no other for the discipline.**

## UCI CYCLO-CROSS INTERNATIONAL CALENDAR

The number of international events on the UCI Cyclo-cross Calendar illustrates the stability of the discipline over the last five seasons.

A welcome development was the addition of events to the Calendar from new countries: Sweden and Poland. Furthermore, the number of countries organising National Championships increased: Australia, Estonia, Iceland, Israel and Norway all did so for the first time in the 2015-2016 season. This is an encouraging development for these nations that do not yet systematically participate in events on the International Calendar but do take part in the UCI Cyclo-cross World Championships.

## NUMBER OF EVENTS ON THE UCI CYCLO-CROSS INTERNATIONAL CALENDAR



The popularity of cyclo-cross with the media and the public continues to grow in Belgium and the Netherlands. The circuit also remains very strong in the United States of America, although with a different organisational approach to the European calendar (a full programme of races on both Saturday and Sunday at the same venue).

An indication of the discipline's strength has been the success of the UCI Twitter account and Facebook page devoted to cyclo-cross. The Twitter feed increased its number of followers by 137% between January 1 and December 31, while the increase in the number of Facebook likes was 124% for the same period.

However, the number of events registered on the UCI Calendar has not increased at a rate commensurate to the burgeoning interest of the public and the media.

There are two main reasons for this:

- the calendar in the United States of America and Belgium is saturated. New events cannot develop without creating undesired competition with existing events;
- in other countries, new organisers may be constrained by the gender equality rules imposed by the UCI in several regards. The UCI believes that this strategy is a necessary medium-term investment which will secure the future of the discipline worldwide, in addition to being in line with the values of equity that it defends and promotes.

## ACCELERATION OF THE REFORM OF WOMEN'S CYCLO-CROSS

The majority of the measures drawn up by the UCI aimed to internationalise the discipline and promote the recognition and participation of women in cyclo-cross. After the approval of the UCI Management Committee in June 2015, the 2015-2016 cyclo-cross season made progress and achieved significant results in the latter regard.





## Cyclo-cross

A first step was to ensure the equality of prize money between men and women; this was introduced for Class 2 events for the 2015-2016 season. This trend will continue in the years to come.

A new Women Under-23 category was created to allow female competitors aged 17-22 to compete in separate events from Women Elite. As a result, Women Under-23 titles were contested at the European and Pan American Continental Championships in November 2015, as well as at several National Championships.

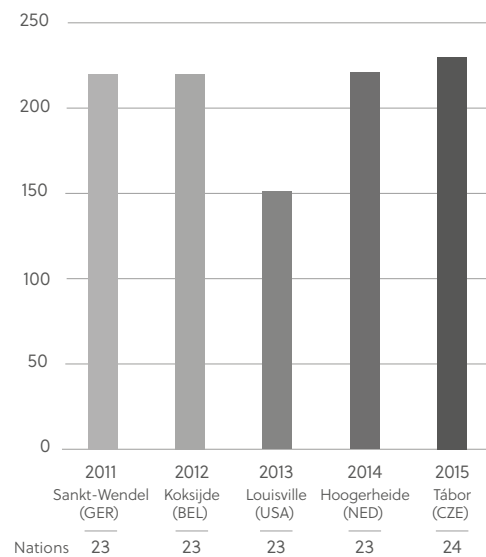
With a view to broadening the participation in the events on its calendar, in particular in geographical terms, the UCI held a cyclo-cross training camp at the UCI World Cycling Centre, led by Geoff Proctor, for the fourth consecutive year. The camp brought together 12 riders from eight countries in June 2015. Participants included athletes from Argentina and Australia for the first time.



## 2015 UCI CYCLO-CROSS WORLD CHAMPIONSHIPS

The 2015 UCI Cyclo-cross World Championships were held in Tábor, Czech Republic, on January 31 and February 1. The event attracted some 35,000 spectators.

No less than 230 riders from 24 countries participated. These figures are above the average for the last five years, as shown below:



Argentina was represented at this level of competition for the first time. There are signs of increasing interest in cyclo-cross in South America where the discipline has not traditionally had a foothold.

The strongest growth was witnessed in the Men Junior category. There were 75 Junior riders on the start line of the 2015 UCI World Championships compared with 58 a year earlier. This shows that the discipline has the potential to attract young people. The figures were also very positive in the Women's events, with growth of 28%. The number of riders per country remained stable for the traditional cyclo-cross nations. However, countries such as Poland and Slovakia doubled their number of riders between 2014 and 2015.

Fifty million people watched the event on television, of whom 6.37 million tuned in to watch the racing live. A total of 178 hours were broadcast (46 hours live) in 32 countries by 20 broadcasters. Coverage was also available on the UCI YouTube channel.

## 2014-2015 UCI CYCLO-CROSS WORLD CUP

The 2014-2015 UCI Cyclo-cross World Cup comprised six rounds in three countries (the Netherlands, Belgium and Great Britain).

In total, 375 riders from 23 nations took part in the series (two more nations than in the previous edition). As in previous years, Belgium was the most represented, ahead of the Netherlands. The countries experiencing the biggest increases in their participant numbers were Australia (from 0 to 7 riders), Spain (from 15 to 21) and Canada (from 7 to 12).

In terms of female participation, the Czech Republic experienced the most significant growth (+ 4). France remained the country with the highest female representation (12 riders).

Other nations made their first appearance in the World Cup, including Ireland, Argentina and Croatia.

Milton Keynes, in Great Britain, was a new event for the series and the first round in the history of the UCI Cyclo-cross World Cup to take place outside continental Europe. The great success of this round in all respects represented a strong signal with regards to intentions to organise UCI Cyclo-cross World Cup events in new locations.

## 2015-2016 UCI CYCLO-CROSS WORLD CUP

The 2015-2016 UCI Cyclo-cross World Cup consisted of seven rounds in four countries. The new events in the series were CrossVegas, in the United States of America, and Lignières-en-Berry, in France. Other rounds were held at Valkenburg – the venue of the 2018 UCI Cyclo-cross World Championships – and Hoogerheide in the Netherlands as well as three regular venues in Belgium: Koksijde, Namur and Heusden-Zolder.

Participation increased in general, although it varied between the rounds, mostly as a result of whether riders decided to compete on the American continent or not. The UCI Cyclo-cross World Cup confirmed itself, more than ever, as the leading cyclo-cross series ahead of the private European series.



The 2015-2016 season also saw the first collaboration activities with Telenet, a main sponsor set to become the title sponsor of the nine events of the 2016-2017 UCI Cyclo-cross World Cup.

For the first time in cyclo-cross history, a round of the UCI Cyclo-cross World Cup was held outside Europe, namely the CrossVegas event in the United States of America in September. The event received very positive reviews and seems set to have a lasting impact. The good turnout of the top European competitors in the races in Nevada proved that the riders accept the internationalisation of their discipline and are ready to embrace events organised away from the usual venues.

In sporting terms, the Men Elite events of the 2015-2016 season were marked by the dominance of two young riders. These were the Dutchman Mathieu van der Poel, aged 21 and the reigning UCI World Champion, even though he was prevented from competing due to injury between September and December 2015, and Belgium's Wout van Aert, aged 22.

The UCI ranking, now calculated every week, has become a reference resource for the media and also influences the competitors' choice of which races to start. The ranking dictates a rider's position on the starting grid of an event.

The end of the 2015-2016 cyclo-cross season also marked the end of Sven Nys' career. This giant of cyclo-cross won an amazing 50 UCI World Cup events between 1999 and 2016 and was twice UCI World Champion. The UCI Cyclo-cross Commission, chaired by Mike Plant, will continue to benefit from Nys' vast experience as riders' representative on the Commission.

Live coverage of all rounds of the 2014-2015 and 2015-2016 UCI Cyclo-Cross World Cups was provided on the UCI YouTube channel.

# Trials

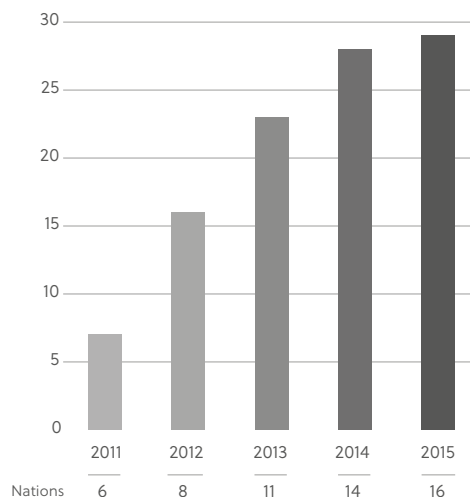
*A discipline set to become part of the UCI Urban Cycling World Championships*

**Trials continued to grow in 2015: statistics show that the discipline is still progressing in most respects, both in terms of the number of events registered on the UCI International Calendar and the participation numbers at UCI events.**

## UCI TRIALS INTERNATIONAL CALENDAR

In 2015, 29 events in 16 countries were registered on the UCI Trials International Calendar. This represents a continuation of the trend of recent years.

### GROWTH IN THE NUMBER OF EVENTS REGISTERED ON THE UCI TRIALS INTERNATIONAL CALENDAR



Also significant is the fact that 13 National Federations registered their National Championships on the UCI Trials International Calendar.

A new competition format was introduced to the UCI Trials World Championships and the UCI Trials World Youth Games in 2015: the national team event. This innovation followed a request by National Federations and encourages greater participation by nations who can now compete for an additional UCI World Champion's jersey. The team event is based not only on the riders' skills, but also on the team leader's strategy in deciding in which order the riders compete.

Semi-finals for Women were held during the rounds of the 2015 UCI World Cup. This reflected the increase in participation and improved competition.

Trials was on the brink of a very positive change in 2015 that will assist the discipline's development.

The UCI has been working on a new urban competition format which will see trials integrated into the future UCI Urban Cycling World Championships, a modern, entertaining and dynamic event which will first be held in 2017. The UCI Trials World Champions will consequently be crowned at this event, as will the UCI World Champions for BMX Freestyle Park and Mountain Bike Cross-country Eliminator.

## 2015 UCI TRIALS WORLD CHAMPIONSHIPS

The 2015 UCI Trials World Championships were held in La Massana-Vallnord, Andorra, from 1-5 September in conjunction with the UCI Mountain Bike World Championships. The Championships attracted 109 competitors from 23 countries on four continents. The number of women participants increased, as did the number of participating nations.

### PARTICIPATION IN THE UCI TRIALS WORLD CHAMPIONSHIPS

	2013	2014	2015
Men Elite 26"	28	36	32
Men Elite 20"	27	32	31
Men Junior 26"	13	15	14
Men Junior 20"	14	22	19
Women Elite	10	12	13
<b>Nations</b>	<b>16</b>	<b>22</b>	<b>23</b>

Three new countries from South America participated in the event: Argentina, Chile and Colombia.

The new national team competition attracted eight countries.

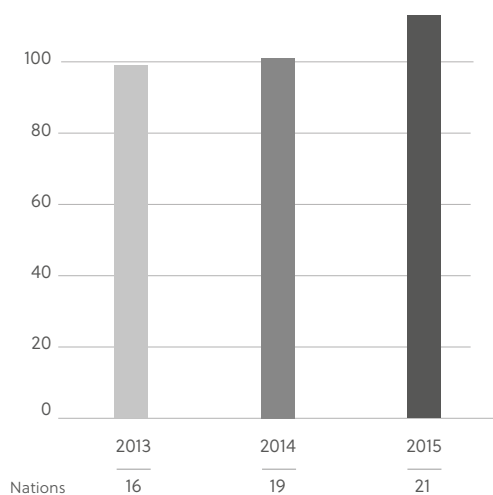




## 2015 UCI TRIALS WORLD CUP

The 2015 UCI Trials World Cup consisted of four rounds: Krakow (Poland), Vöcklabruck (Austria), Albertville (France) and Antwerp (Belgium). The average number of participants per round increased to 113 competitors.

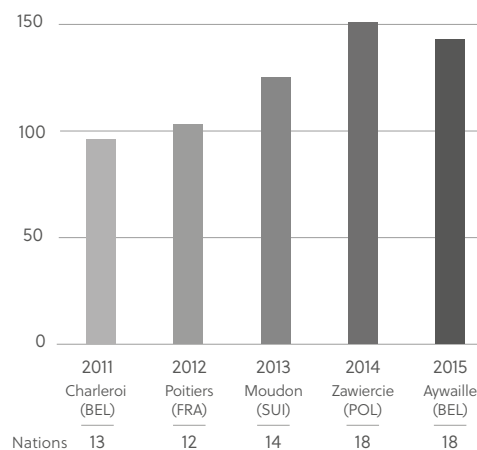
### AVERAGE NUMBER OF PARTICIPANTS IN RECENT EDITIONS OF THE UCI TRIALS WORLD CUP



Krakow and Antwerp, events organised both in 2014 and 2015, provide an interesting comparison. The Polish city saw participation increase from 101 to 111 competitors, while the Belgian host witnessed a surge in riders from 88 to 122 (the most in the 2015 UCI World Cup).

## 2015 UCI TRIALS WORLD YOUTH GAMES

This event for boys and girls aged under 16 took place in Aywaille, Belgium, on August 1 and 2. The event attracted 143 participants from 18 countries. The overall trend of participation in the UCI Trials World Youth Games is upward despite a very slight decline in numbers in 2015.





# Indoor cycling

*Global participation on the increase*

**Indoor cycling – comprising two specialities, artistic cycling and cycle-ball – saw an increase in the number of participants. While the number of events remained stable, the interest in the discipline through social media is a good sign for the future.**

## UCI INDOOR CYCLING INTERNATIONAL CALENDAR

The number of organisers registering events on the UCI Indoor Cycling International Calendar remained stable, while development activities were conducted throughout the year in order to prevent erosion of the gains made. These activities were organised in close cooperation with the Association for the Promotion of Indoor Cycling. This organisation mainly supports disadvantaged countries and countries which do not have a long tradition in the discipline.

Consequently, seven training camps were held in five countries: Johor Bahru (Malaysia) and Baj (Hungary) in March; Kolarovo (Slovakia) in July; Hong Kong (China) in August; and also Québec, Montréal and then Disraeli (Canada) in June, August and September. The efforts of the Association, with the support of the UCI, allowed participants at the training camps to benefit from the experience of established indoor cyclists to develop their skills and knowledge of the discipline.

## PARTICIPATION ON THE INCREASE

The UCI Rankings are useful indicators which allow positive developments in the discipline to be identified. The table below shows the increase in the number of athletes and countries in the UCI Rankings.

### TRENDS IN THE NUMBER OF RANKED ATHLETES IN THE DIFFERENT SPECIALTIES

	2014	2015
Men Individual	60	73
Women Individual	104	107
Mixed Pairs	31	34
Women Pairs	41	46

The number of events on the UCI Indoor Cycling International Calendar in eastern Europe increased with the introduction of the East European Cup (held in the Czech Republic, Hungary, Slovakia and Ukraine).

This new series meant that there was a significant increase in the number of athletes from these countries in the UCI Rankings.

In Asia, Chin To Wong from Hong Kong repeated his performance of the previous two years to win a third bronze medal in a row in the Men Individual category at the 2015 UCI Indoor Cycling World Championships. Hong Kong has thus demonstrated that it is possible for Asian countries to claim a place in the world elite. The rise of Asia in indoor cycling was also evidenced by the increasing number of participants from this continent in the UCI World Championships (33 in 2015 compared with 26 in 2014). Two new ACT4 teams were also formed, in Hong Kong and Macau.

The artistic cycling regulations underwent a comprehensive review by the Indoor Cycling Working Group. The objective was to simplify certain points, in particular to make the discipline easier for novice participants. The new regulations came into force on 1 January 2016. The review included a standardisation of the rules for the different categories of artistic cycling (individual, pairs, teams) and made the discipline more attractive (a greater variety of exercises).

To encourage the practice of the discipline, the ACT4 category (four women) was converted into an Open category, along the same model as that of mixed pairs. The removal of restrictions in terms of the distribution of male/female team members will allow greater flexibility when forming new teams.

With regards to UCI Commissaires, it became apparent that several key countries (particularly France, Belgium, the Czech Republic and Malaysia) did not have enough International Commissaires for cycle-ball or artistic cycling. As a result, work was carried out in 2015 towards the organisation of a training course to assist in the development of new UCI Commissaires. This course will be held during the second quarter of 2016.





STADIUM PERBANDARAN

MAJLIS PERBANDARAN PASIR GUDANG

村上裕彦 岡嶋紘次  
Y. Murakami K. Okajima

ELISA & ANNA  
RC  
ALTENSTADT

MEIER MICHI

UCI INDOOR CYCLING  
WORLD CHAMPIONSHIPS  
JOHOR 2018 | MALAYSIA  
20-22  
NOVEMBER 2018

uci

20 - 22  
STADIUM PERBANDARAN PASIR GUDANG

ActiveOne

ActiveOne



## Indoor cycling

In terms of the promotion of the discipline, many of the messages posted on social media (the UCI's Facebook, Twitter and Instagram accounts) were widely shared, clearly reaching an audience beyond the discipline's usual supporters.

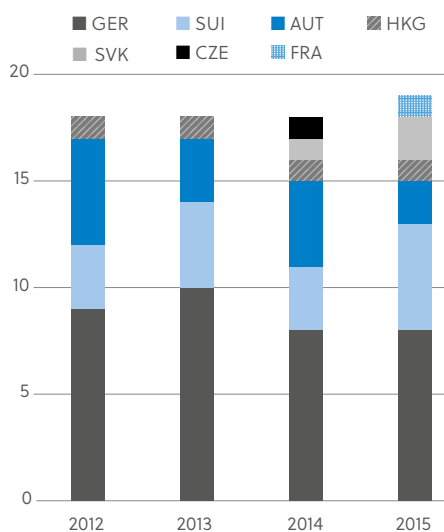
### 2015 UCI INDOOR CYCLING WORLD CHAMPIONSHIPS

The 2015 UCI Indoor Cycling World Championships were held in Johor, Malaysia, from November 20 to 22. Some 150 athletes competed for the six world titles at stake. These UCI World Championships marked the return of the event to the Asian continent, four years after the World Championships in Japan. It is the UCI's objective to award its World Championships to a non-European continent approximately every five years in order to promote the development of the discipline outside its traditional geographical stronghold.

In sporting terms, the highlights of the UCI Indoor Cycling World Championships included the memorable performance of Hong Kong in artistic cycling (Men Individual category), France's third place in the cycle-ball tournament (the last medal won by France dated back to 1964), as well as the silver medal of the young Slovak Nicole Frýbortová.

A trend also emerged with a broader range of countries featuring in the medals table.

#### DISTRIBUTION OF MEDALS BY COUNTRY AT THE UCI INDOOR CYCLING WORLD CHAMPIONSHIPS

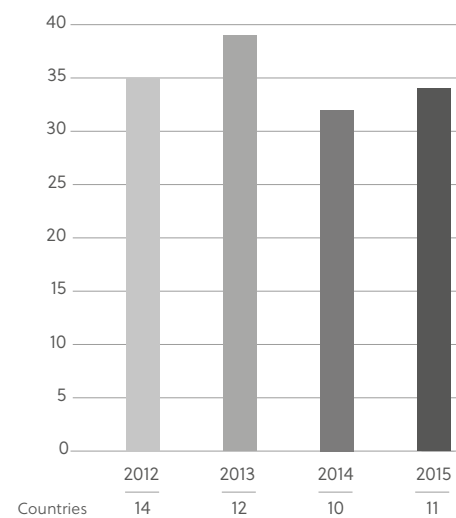


Slovakia confirmed its new standing in the world elite in 2015 while France joined the medals table for the first time in recent years.

### 2015 UCI CYCLE-BALL WORLD CUP

The 2015 UCI Cycle-ball World Cup consisted of nine rounds held between May and December in the Czech Republic, Germany, Japan, Switzerland and Austria. Some 34 teams from 11 countries took part. A comparison of the figures over the last four years shows that participation has been relatively stable.

#### NUMBER OF TEAMS AND COUNTRIES PARTICIPATING IN THE UCI CYCLE-BALL WORLD CUP



The UCI World Cup benefited from increased visibility in 2015, in particular through articles published on the UCI website before and after events. A World Cup photo gallery compiled in cooperation with the organisers also helped promote the discipline.



# The UCI World Cycling Centre (UCI WCC)

The UCI WCC houses the UCI's headquarters and is also a training and education centre recognised by the International Olympic Committee (IOC). The UCI WCC plays a central role in the UCI's strategy to support and encourage the development of cycling around the world.

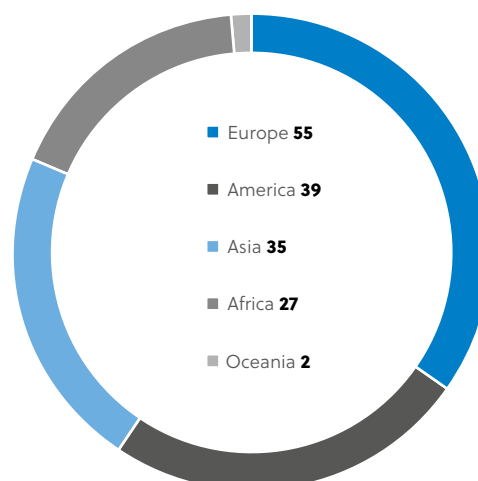
## ATHLETE TRAINING AND COACH EDUCATION AT THE UCI WCC

The UCI, in partnership with its National Federations, organises high-level training courses at the UCI WCC in a range of disciplines for talented young athletes from all five continents. The UCI WCC's training and education programmes aim to develop athletes' potential. The objective is to facilitate athletes' progress to allow them to participate in the most prestigious events – UCI World Cups and World Championships, the Olympic Games – and join professional, national or regional teams. The UCI also organises talent-spotting training camps at the UCI WCC for younger athletes (aged 16-18).

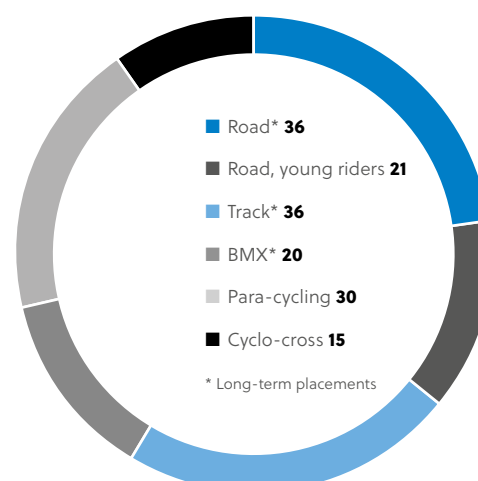
The young Rwandan cyclist Jeanne d'Arc Girubuntu, who arrived at the UCI WCC in 2015, was the 1000th athlete to embark on a training camp at the centre. The occasion was an opportunity to look back at 14 years of the Centre's activities and the many World and Olympic titles won by trainees past and present. Several of the road riders who trained at the UCI WCC have gone on to join the UCI WorldTour peloton. In total, UCI WCC trainees have won three gold, six silver and six bronze medals at the Olympic Games. As for the UCI World Championships, their haul comprises 34 gold medals, 18 silver and 10 bronze.

The UCI WCC organised courses for future specialists on the road (including one for young riders), track, BMX, para-cycling and cyclo-cross in 2015. In total, 158 trainees took part in a course at the UCI WCC during the year.

GEOGRAPHICAL DISTRIBUTION OF PARTICIPANTS ON COURSES HELD AT THE UCI WCC IN 2015



DISTRIBUTION BY TYPE OF TRAINING OF PARTICIPANTS ON UCI WCC COURSES IN 2015





Two UCI WCC trainees achieved exceptional sporting results in 2015: Venezuela's Stefany Hernández won the Elite category of the UCI BMX World Championships in Heusden-Zolder, Belgium. Chile's José Luis Rodríguez wore the yellow jersey at the end of the 4th stage of the Tour de l'Avenir.

Former trainees have also been in the news. Eritrea's Daniel Teklehaimanot was the first black African to wear the King of the Mountains polka-dot jersey in the Tour de France and also had this honour in the Critérium du Dauphiné. The Lithuanian Ramunas Navardauskas claimed the bronze medal in the Men Elite road race at the UCI Road World Championships in Richmond, United States of America. Finally, Japan's Yumi Kajihara finished a very promising fourth in the Women's Junior road race at the same World Championships.

The UCI WCC held para-cycling track training camps in 2015 for the first time. The first camp took place in March. It assisted participants in their preparation for the UCI Para-cycling Track World Championships in Apeldoorn, the Netherlands. This was a successful exercise in view of encouraging results achieved by the camp's participants: two gold medals and a bronze. The second camp was held in November before the Manchester Para-cycling Track International. This was also a success as the trainees secured three gold, three silver and two bronze medals at the event. The para-cycling training camps will be further developed in 2016.

## TRAINING ACTIVITIES FOR THE PROFESSIONS OF CYCLING AT THE UCI WCC

Courses relating to the various professions of cycling were held at the UCI WCC over the year. Led by recognised experts and culminating in the award of a diploma, the courses were dedicated to improving the skills of coaches, sport directors, mechanics and riders' agents. The objective of the courses is to promote the professionalisation of the different cycling professions.

The courses organised by the UCI at the WCC are open to trainees from all around the world, and in particular to those whose National Federations lack the necessary resources to provide them with adequate training. One of the UCI's main goals is to help professionals (and athletes) from such nations to develop their potential and realise their dreams. Moreover, improving the standards of riders from countries seeking to join the world elite and improving the skills of their team personnel represents one of the foundations of the sustainable global development of cycling.

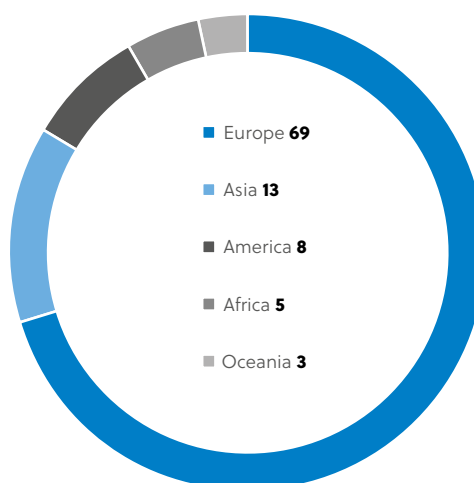
In total, 98 trainees (compared with 95 in 2014) attended these training courses at the UCI WCC in 2015.

The UCI WCC held a coach education course in October, attended by 22 participants, and also instructed eight trainee coaches throughout the year.

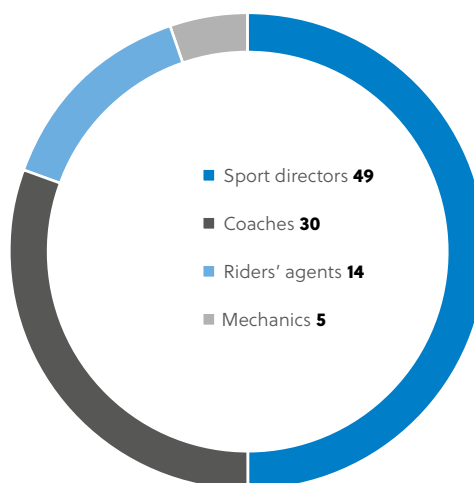
The sport director course in November brought together 49 participants including nine women, six of whom benefited from a scholarship. The course was organised in collaboration with the UCI Sports Department and adhered to the UCI strategy of affording women a greater place not only in the practice of cycling but also in associated activities.

The training for mechanics was also a palpable success in 2015. The provision of this type of training will therefore be stepped up in 2016 with more places available and more courses.

GEOGRAPHICAL DISTRIBUTION OF PARTICIPANTS ON COURSES HELD AT THE UCI WCC IN 2015



DISTRIBUTION BY TYPE OF TRAINING OF PARTICIPANTS ON UCI WCC COURSES IN 2015



The number of days of training at the UCI WCC increased by 28% (+ 494 days) in 2015 compared with the previous year.

## TRAINING ORGANISED OUTSIDE THE UCI WCC

Several training courses specifically targeting coaches were organised around the world by the UCI WCC.

These courses were supervised by WCC experts who worked in cooperation with Olympic Solidarity, Continental Confederations and National Federations, among others. The training courses were offered in 15 countries with 387 coaches attending 3,065 days of training (compared with 273 coaches and 2,053 days of training the previous year). This represents a 41.8% increase in participants in a year.

The UCI WCC has promoted its satellite centres around the world for several years in order to reinforce its global development policy. There are now four UCI

World Cycling Centre satellite establishments. These are located in Potchefstroom (South Africa), Shuzenji (Japan), South Korea and New Delhi (India).

The New Delhi satellite centre opened in 2015 at the velodrome where the 2010 Commonwealth Games took place. The person in charge of the centre is also the General Secretary of the Indian National Federation, a fact that opens up significant opportunities for collaboration.

These four satellite centres apply the strategy established by the UCI WCC, namely to offer training to talented young athletes and coaches so that they can go on to attend the UCI WCC in Aigle, Switzerland, and/or join professional structures.

### NUMBER OF PARTICIPANTS ON TRAINING COURSES ORGANISED BY UCI WCC SATELLITE CENTRES AND DAYS OF TRAINING IN 2015

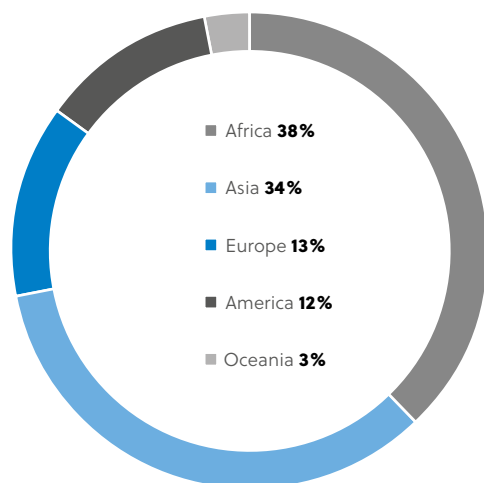
	Number of coaches	Number of days of training of coaches	Number of athletes	Number of days of training of athletes	Total number of participants	Total number of days of training
South Africa	4	160	103	6,689	107	6,849
Japan	13	131	79	490	92	621
South Korea	20	830	37	1,630	57	2,460
<b>TOTAL</b>	<b>37</b>	<b>1,121</b>	<b>219</b>	<b>8,809</b>	<b>256</b>	<b>9,930</b>

### NUMBER OF PARTICIPANTS BY CONTINENT ON TRAINING COURSES ORGANISED AT UCI WCC SATELLITE CENTRES AND ELSEWHERE IN THE WORLD, AND DAYS OF TRAINING IN 2015

	Number of coaches	Number of days of training of coaches	Number of athletes	Number of days of training of athletes	Total number of participants	Total number of days of training
Africa	166	1,393	103	6,689	269	8,082
America	54	491	32	512	86	1,003
Asia	127	1,799	116	2,120	243	3,919
Europe	75	681	19	418	94	1,099
Oceania	18	108	-	-	18	108
<b>TOTAL</b>	<b>440</b>	<b>4,472</b>	<b>270</b>	<b>9,739</b>	<b>710</b>	<b>14,211</b>

In total, training held at UCI World Cycling Centre satellites and elsewhere in the world was provided for 440 coaches (314 in 2014) and 270 athletes (192 in 2014).

### GEOGRAPHICAL DISTRIBUTION OF PARTICIPANTS ON TRAINING COURSES HELD AT UCI WCC SATELLITES AND ELSEWHERE IN THE WORLD IN 2015



Increase in the number of days of training for coaches from 2014 to 2015

↑ + 41.6%

Increase in the number of days of training for athletes from 2014 to 2015

↑ + 59.4%

Increase in the number of coaches trained from 2014 to 2015

↑ + 40%

Increase in the number of athletes trained from 2014 to 2015

↑ + 40%

### EQUIPMENT DONATION

An essential prerequisite for training and competing at a high level is the availability of reliable, efficient equipment. As not all athletes are fortunate enough to have access to such equipment, the UCI WCC has implemented a programme of donation to those National Federations that lack resources. The equipment mainly comes from UCI WCC sponsors. Donations are also made when UCI WCC equipment is replaced.

In 2015, the UCI WCC donated 91 bikes (road, time trial and track) and four Wattbikes to 12 National Federations.

### REFURBISHMENT OF THE UCI WORLD CYCLING CENTRE

The UCI WCC was given a new image in 2015 with the modernisation of its public spaces. As visitors arrive in the building, they encounter a huge chronological mural featuring the major developments in the history of the UCI and its events, and are also presented with a wealth of information on the activities of the UCI and

the UCI WCC. The tour continues with an exhibition of bicycles illustrating the evolution of cycling (from the hobby horse to the present day), a section dedicated to cycling's Olympic disciplines (with the different bikes used) and a "Hall of Fame" presenting the UCI WCC athletes who have achieved success at the highest level. Other discoveries await the visitors: they can admire the bike used by Matthias Brändle to break the UCI Hour Record at the UCI WCC velodrome, browse the offerings in the new UCI shop and, through a fun series of questions and answers, learn more about the less well-known aspects of cycling.

With the range of regular sporting activities at the UCI WCC, the great "Hall of Fame" of cycling, the exhibition of photos dedicated to our disciplines around the walkways as well as the restaurant – the UCI headquarters is more than ever a not-to-be-missed destination for all lovers of cycling.

### PROJECTS

#### UCI WCC LABORATORY OF SPORT AND PHYSIOLOGY

In December 2015, work started on the creation of a UCI WCC Laboratory of Sport and Physiology, scheduled to open at the start of April 2016. This laboratory will provide scientific support to UCI WCC coaches and athletes as well as trainee coaches. The most advanced sports science techniques will be used, particularly regarding biomechanics and physiology. The laboratory reflects the UCI WCC's desire to offer high-quality training to its athletes and make leading-edge technology available. In this way athletes will be able to realise their potential and consolidate the UCI WCC's position as a top-level training and education centre.

#### WATTBIKE PROJECT

The sponsorship by Wattbike, which began in 2014, has continued with the development of a unique evaluation and performance test that can be used at UCI WCC satellite centres and around the world.

#### BMX PARTNERSHIP WITH AIGLE SCHOOLS

The UCI WCC also became more involved with young people and the local community through a pilot project to encourage the practice of BMX in partnership with Aigle schools. The project ran in May and June and received support from the Municipality of Aigle Schools Department; it was considered a great success. Approximately 100 schoolchildren aged 10 and 11 from Aigle and the surrounding region took part.





# Cycling for All


**The bicycle is about more than a competitive sport: it's a form of transport used widely throughout the world. The UCI is working to make cycling better for everyone, from children learning how to ride a bike safely to their parents commuting to work, or athletes in training.**

The UCI's ambition is to see cities designed with infrastructures enabling everyone – regardless of age, ability or gender – to cycle safely. Over the last year, the UCI has pursued these aims.

## UCI BIKE CITY

Many of the cities that host UCI events have a wider plan to increase cycling amongst their population. Richmond, for instance, has a long-term plan for one in ten trips to be made by bike within the next ten years, up from just over 1% of trips today. To recognise the most ambitious cities, the UCI created the 'UCI Bike City' project, open to cities that hold rights to major UCI events.

Cities wishing to obtain the UCI Bike City label must be able to show that they have plans to improve conditions for cycling on a range of fronts, including the safety of cycling – especially for children –, promotional activities and improvements to road infrastructure for cycling. Previous UCI Bike Cities include Copenhagen which hosted several UCI events, culminating with the 2011 UCI Road World Championships. The Danish capital is a leading cycling city, with a strategy to ensure that half of all its residents will commute by bike by 2025.

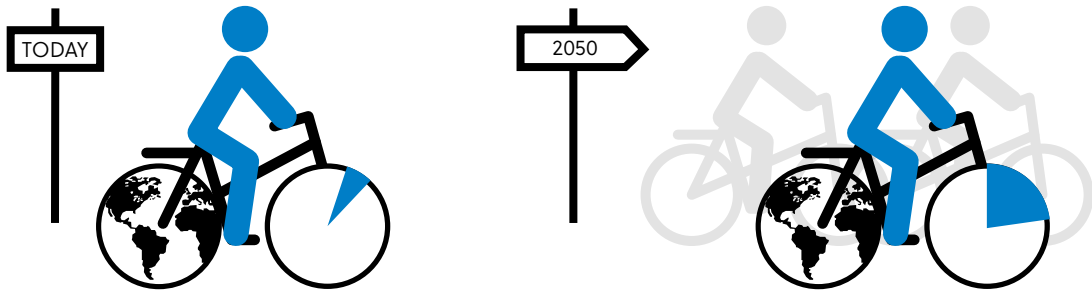


## EVALUATING THE IMPACT OF CYCLING

The UCI was part of a coalition of organisations that set out to examine the impact of cycling on climate change. The study was jointly funded by the UCI, the European Cyclists' Federation and the Bicycle Products Suppliers Association. It was written by the University of California, Davis and the Institute for Transportation and Development Policy. Published in November 2015, the report was presented during COP21, the major global conference on climate change held in Paris, in order to make the case for cycling as one of the means to combat the threat of climate change.

The study found that the potential to increase cycle use is enormous considering that more than half of all urban trips made around the world are less than 10 kilometres and could potentially be made by bike. The report reveals that, with the right mix of investments and public policies, cities around the world could see an increase in the proportion of trips made by bikes and e-bikes of up to 23% by 2050 - ranging from about 44% in the Netherlands and China to about 14% in the United States of America and Canada.

Such a shift in cycling would save 300 million tonnes of carbon dioxide by 2050 – around a tenth of all urban transport emissions. However, the impact of cycling goes much further; by shifting transport from cars and public transport, huge savings could be achieved from reduced road maintenance and fuel costs.

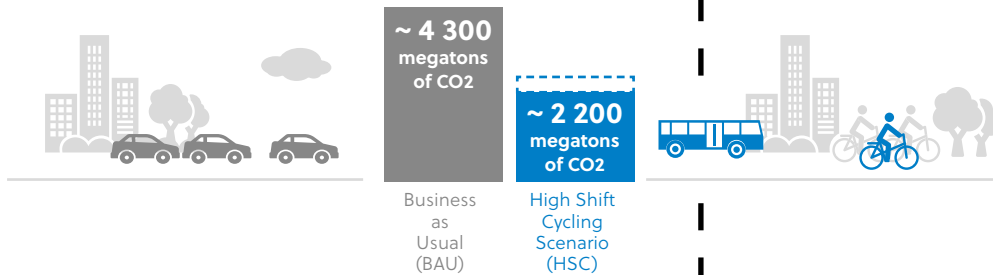


**Today**  
**~ 7%**  
**of urban trips**  
 globally, are taken by  
 bicycle and e-bike.

**If we shift to a modest**  
**23% of trips**  
 taken by bicycle or e-bikes by 2050 as part  
 of comprehensive shift toward sustainable  
 transport (mass transit, walking, and biking),  
 and away from cars, then...

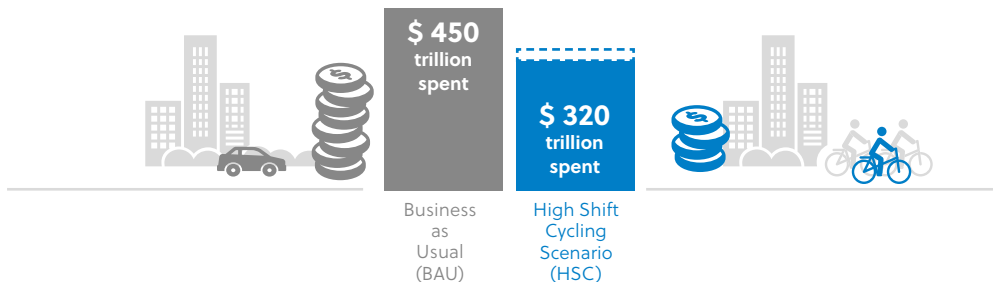
We could avoid **300 megatons**  
**of global CO2 emissions,**  
 a 7% reduction in urban transport emissions  
 over BAU due to cycling, as part of 47% total  
 reduction in the comprehensive HSC scenario

**2050 emissions from urban transport**



And save cities **\$ 25 trillion**  
 over the next 35 years due to cycling

**2015 - 2050 cumulative cost of transport**

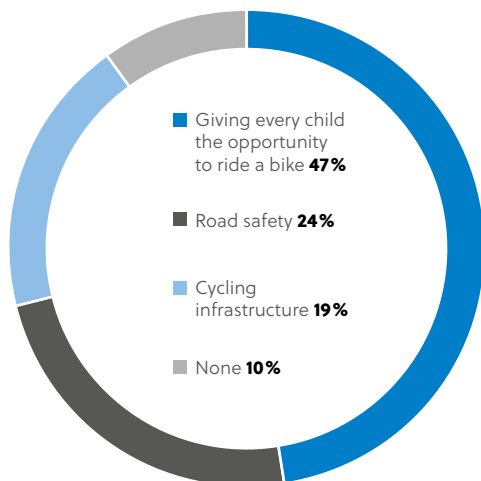


## SHARING KNOWLEDGE

Results from a 2015 survey of National Federations shows that, of the 105 that responded, 90% already share at least one of the UCI's advocacy priorities: road safety, giving children a chance to ride and better bike infrastructure. Almost half of the Federations are taking actions to increase opportunities for children to cycle. A further 24% have improving road safety as their highest priority, while 19% are focused on increasing cycling infrastructure.

The UCI has shared working examples of how National Federations have helped to improve conditions for everyone using bikes in their countries. These Federations have helped build a stronger membership base and increase revenues. Several examples of positive work carried out by National Federations can be found on the UCI website.

### UCI NATIONAL FEDERATIONS: THEIR ADVOCACY ACTIONS 105 NATIONAL FEDERATIONS SURVEYED





# Mass Participation Events

The UCI's activities to encourage mass participation events around the world consisted of promoting and developing the UCI World Cycling Tour (UWCT), UCI Velothon Majors and UCI Masters category events.

## 2015 UCI WORLD CYCLING TOUR

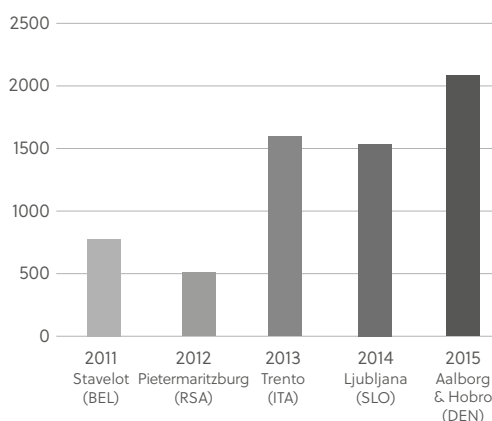
The UCI World Cycling Tour (UWCT) is a calendar of races for amateur riders.

The 2015 UWCT comprised 13 events on five continents and was a great success. Not only did new events join the series (Poznan Bike Challenge in Poland, the Tour of Cambridgeshire in Great Britain and the Grey County Road Race in Canada), but the average number of participants per event increased from 1,700 in 2014 to 3,200 in 2015. The average number of countries represented in the events also increased, from 17 in 2014 to 20 in 2015.

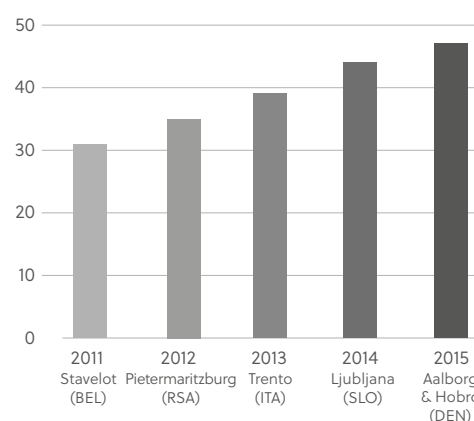
A further manifestation of the growing success of the UCI World Cycling Tour was the series' 2015 Final, held in Aalborg and Hobro in Denmark, where 30 titles were awarded to riders in nine age categories. Almost 2,100 participants from 47 countries participated. This represented a significant increase of over 35% compared with 2014. This record figure can be explained in part by the increased participation of women in the Final, while the number of male riders also increased substantially (+ 31%).

The overall increase in the number of riders of all ages on the start line even meant that it was necessary to introduce a Men 75+ time trial category.

NUMBER OF PARTICIPANTS IN THE UWCT FINAL



NUMBER OF NATIONS REPRESENTED AT THE UWCT FINAL



### UCI WORLD CYCLING TOUR: MAJOR CHANGES PLANNED FOR 2016

The UCI World Cycling Tour was the subject of much reflection in 2015. The series will be renamed the UCI Gran Fondo World Series in 2016. The series Final will also be renamed UCI Gran Fondo World Championships. The use of the term "World Championships" emphasises the importance of this flagship event for amateur riders at international level. The name change illustrates the UCI's recognition of, and desire to encourage, the growing worldwide popularity of timed cyclosporitif events that cater to different age categories.

Together with the new names, the series' branding was revised and brought into line with the UCI's new visual identity.

The concept behind the UCI Gran Fondo World Series maintains the elements that made the UCI World Cycling Tour a success: riders who participate in one of the qualifying events around the world and finish in the top quarter of their age category will qualify for the UCI Gran Fondo World Championships. The World Champions in each category will pull on the prestigious UCI rainbow jersey.

The medium-term future of the series and continuity in developing mass participation events has been assured: the contract between the UCI and Golazo has been renewed for a period of three years (2016-2018). The increasing number of candidates wishing to organise the UCI Grand Fondo World Championships confirms a strong interest in mass participation events. It is not only the riders who look forward to the World

Championships; their families and friends frequently use the event as an opportunity to discover the host region.

The increased tourism and economic benefits for host cities are significant.

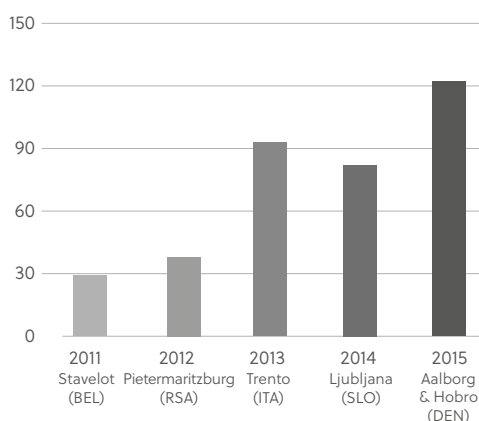
Perth (Australia), and Albi (France), will be the host cities for the UCI Gran Fondo World Championships in 2016 and 2017.

### UCI VELOTHON MAJORS

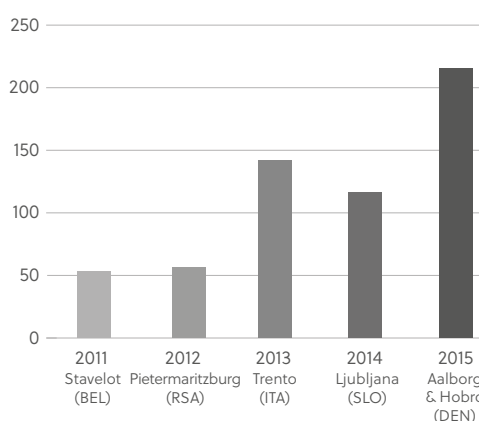
Launched in 2013, the UCI Velothon Majors series, managed by the agency Lagardère Unlimited Events in collaboration with the UCI, combines amateur events with elite races. The objective of the series is to promote cycling around the world. The mass participation events are held in large cities in conjunction with races on the UCI International Calendar. The simple, attractive concept creates a dynamic, positive atmosphere in the heart of the host cities.

Three events were held in 2015: Berlin (Germany), Stockholm (Sweden) and Cardiff, Wales (Great Britain). An average of 7,000 participants took part in each event. The latest addition to the series in Cardiff attracted over 9,000 participants for its inaugural outing. This confirms that this type of event, which allows amateur participants to benefit from the infrastructure put in place for Elite riders and to compete over a similar course, responds to a real demand.

NUMBER OF PARTICIPANTS IN THE UWCT FINAL (TIME TRIAL)



NUMBER OF PARTICIPANTS IN THE UWCT FINAL (ROAD RACE)



# Clean Sport

Following the in-depth reform of the UCI's anti-doping procedures initiated after the election of Brian Cookson as UCI President in 2013, processes reinforcing the independence of the programme have been further strengthened, and measures to tighten the net around cheaters have been put in place.

## **SMARTER TESTING AND INVESTIGATION: THE CYCLING ANTI-DOPING FOUNDATION (CADF)**

The CADF is an ISO-accredited organisation independent from the UCI. It is mandated by the UCI to define and implement the testing strategy. Its Board was entirely reshuffled in 2013, and its President and members have been independent from the UCI since.

In 2015, CADF's mandate from the UCI was renewed when renegotiating the general contract between CADF and the UCI. The agreement was re-signed mainly in order to update and integrate the new prong of the UCI anti-doping programme, namely investigations. As heralded by the new 2015 World Anti-Doping Code (WADC), a greater focus on intelligence-gathering and investigations is essential to tackle doping. Accordingly, in the spirit of the independence of the UCI's testing programme, a new investigations resource was added to the CADF.

The CADF performed 7,411 in-competition controls and 6,024 out-of-competition controls.

The vast majority of blood tests are analysed in the scope of the athlete biological passport (ABP) programme. This is a cutting-edge, indirect doping detection tool. As per the most recent World Anti-Doping Agency (WADA) statistics, 56% of ABP samples collected by International Federations are in fact collected by the CADF.

In 2015, 1,042 riders (including all members of the UCI WorldTeams and the UCI Professional Continental Teams as well as many riders from the other disciplines) were included in the UCI Registered Testing Pool and were obliged to indicate their daily location in the ADAMS programme to enable the CADF to carry out target testing.

The UCI's anti-doping programme is funded by teams, the UCI, organisers and riders.

## **EFFICIENT PROSECUTION OF ANTI-DOPING RULE VIOLATIONS (ADRV)**

The Legal Anti-Doping Services (LADS), established in October 2013, are mainly in charge of prosecuting in the case of anti-doping rule violations and handling legal issues related to anti-doping matters. Previously, case management was carried out by the general UCI legal services. Since LADS' inception, LADS abides by stringent Internal Regulations for anti-doping procedures whereby each key decision throughout a case is referred to the external legal counsel, Lévy Kaufmann-Kohler. This external legal counsel was appointed at the end of 2013 and is completely independent of the UCI.

This strict process of internal governance ensures there is no presidential nor management interference in anti-doping operations, there is a complete audit trail and total accountability.

In January 2015, an additional step was taken to reinforce the robustness of the anti-doping programme, with the establishment of the UCI Anti-Doping Tribunal.

The UCI Anti-Doping Tribunal took over the task, previously delegated by the UCI to the National Federations, of handling disciplinary proceedings and rendering decisions concerning violations of the Anti-doping Regulations. In principle, the jurisdiction of the UCI Anti-Doping Tribunal applies to anti-doping rule violations committed after 1st January 2015 and involving international-level riders. The judges are fully independent from the UCI and were nominated in view of their outstanding expertise in the field of anti-doping and dispute resolution.

The UCI Anti-Doping Tribunal decisions are published on the UCI website for full transparency.





## CYCLING INDEPENDENT REFORM COMMISSION (CIRC)

---

Created on January 8th 2014, the CIRC (Cycling Independent Reform Commission) led a rigorous investigation over 13 months. It was chaired by Dr Dick Marty, a former Swiss State Prosecutor. He was supported by two Vice-Presidents: Prof. Ulrich Haas, a German expert in anti-doping regulations and procedures, and Mr Peter Nicholson, an Australian former army officer specialising in criminal investigations. The CIRC carried out 174 face-to-face interviews, some of which lasted several days, in various locations throughout the world. Among the persons interviewed were UCI personnel, teams, Federations, medical practitioners, current and former riders, anti-doping organisations, national law enforcement agencies, sponsors, event organisers and journalists. The CIRC report (227 pages) – including recommendations – was published on March 9th 2015. It is available on the UCI website.

A few days after the publication of the report, the UCI announced a list of actions it would undertake, and which it went on to implement:

- Build on the progress achieved by the CADF towards an even more qualitative and targeted approach to anti-doping, which will reflect the evaluation of risks for both the rider and the discipline;
- Implement night checks where the CADF considered it as necessary and commensurate;
- Develop a robust and comprehensive strategy for storage and the reanalysis of the samples collected by the CADF on behalf of the UCI;
- Work more closely with the civil and criminal authorities and other institutions such as customs, under the auspices of the recently recruited Intelligence Coordinator, in order to guarantee that the information gathered during the investigations are shared and used efficiently;
- Participation in WADA-led working groups on diverse subjects (investigation, biological passport, for example) and training sessions intended for cycling stakeholders (for example, riders, teams, doping control officers, etc).

## ESTABLISHING SOLID WORKING RELATIONS WITH THE ANTI-DOPING COMMUNITY

---

In 2015, the UCI pursued its efforts to establish a solid and constructive working relationship with WADA and the NADOs. This included the UCI and the United States NADO (USADA) signing a historic testing collaboration agreement for the 2015 Tour of California and other events during the season. Since deciding to broaden its cooperation with NADOs through expertise- and information-sharing agreements in 2014, the UCI has entered into 12 collaboration agreements (for example, with the NADOs in Switzerland, Spain, Canada, UK, Norway, Denmark, Flanders, etc.).

---

## NEW MEASURES TO BETTER FIGHT AGAINST DOPING

---

The new UCI Anti-Doping Rules came into force on 1st January 2015, at the same time as the new WADC. New measures have been put in place and applied, such as:

- More severe sanctions (for example, a standard suspension of four years instead of two) for an initial intentional ADRV, where there is a presence, use, attempted use or possession of a prohibited substance or method;
- Obligation on all licence-holders to report anything they become aware of, and which could constitute an ADRV, and obligation to collaborate in investigations;
- A rider can now be penalised because of his or her association with a person who has been formally disqualified by a NADO;
- Innovative sanctions for teams in which two members have been convicted of doping over the course of one year, in particular suspension from all competition plus a fine equivalent to 5% of the team's budget. Such sanctions go beyond those stipulated by the WADC (in 2015, one UCI Professional Continental team was suspended for one month).

Furthermore, in 2015, the UCI Licence Commission adopted an innovative hands-on approach and decided to carry out year-round monitoring of a UCI WorldTeam which had had recent anti-doping issues. Under the UCI Licence Commission's scrutiny and with the assistance of independent university experts, checks were put in place to ensure that all the riders from that team were correctly supported and supervised, and that the appropriate structures were in place to prevent the doping of riders.

---

## MEDICAL CONSULTANT

---

With the aim of clarifying roles and to ensure accountability, the medical position at the UCI was reviewed. The Medical Consultant is now in charge of the implementation and development of the UCI's medical rules, which are designed to protect the health of athletes. The Medical Consultant is exclusively dedicated to the area of sports medicine and does not work on anti-doping matters.

The UCI Medical Consultant is Dr Anton Zasada. Dr Zasada is a general practitioner in the Netherlands who has been involved in cycling for more than 25 years. Since 1990, Dr Zasada has gained tremendous experience in the field as the UCI Official Doctor at numerous UCI World Championships.

The operations of the Therapeutic Use Exemption (TUE) Committee have also been reinforced. Since 2014, any decision concerning a TUE must be approved unanimously by three members, which goes further than that demanded by the International Standard for TUE. In addition, in 2015, the administrative support for the management of TUE was transferred back to the CADF and is no longer handled by the UCI Medical Consultant.



# FINANCIAL REPORT

CFO's Commentary & Key Financial Data	78
Audit Committee Report to the UCI Congress	82
Auditors' Report on the Consolidated Financial Statements	84
Consolidated Financial Statements	86
Auditors' Report on the Statutory Financial Statements	108
Statutory Financial Statements	110
UCI WorldTour	114





# CFO's Commentary

## CONTEXT

---

We can be very pleased with the financial performance for 2015, a year which started with a 20% reduction in many of the UCI's revenue streams as a result of the sudden strengthening of the Swiss Franc and ended with us achieving a close to break-even operating result. I warned in the 2014 report that our results would be impacted following the foreign exchange movements and a partial subsequent weakening of the Swiss Franc, enhanced revenues and careful management of costs significantly cushioned this impact. A growth in media rights and a review of competition costs enabled us to improve margins across our World Championships and World Cups in almost all disciplines.

The Financial Statements which follow have been prepared in accordance with Swiss GAAP Accounting and Reporting Recommendations ("Swiss GAAP RPC") for the first time and the UCI has early-adopted the Swiss Standard RPC 21 Accounting for Charitable Non-Profit Organisations which provides structured disclosure around the UCI's capital, funds and reserves. The financial statements are also presented on a consolidated basis for the first time, consolidating the accounts of the UCI World Cycling Centre (WCC).

The consolidated operating statement provides the reader with a full picture of the UCI's training and development activities across the globe and the consolidated balance sheet provides a complete picture of the UCI's patrimony, notably the UCI's headquarters and WCC velodrome in Aigle. The comparatives for 2014 are also presented on a consolidated basis.

In order to provide the reader with the best possible understanding, the operating statement is presented in both of the prescribed formats, by nature of revenue or expense and by activity.

We have, during 2015, put in place a robust foreign currency hedging programme and whilst the UCI has a structural difference in the currency denominations of

its revenues and costs we aim through the programme to mitigate sudden changes in the foreign currency exchange rates.

Our stated financial goals remain unchanged, namely

- generating surpluses which will provide funds to increase investment in cycling initiatives globally and,
- ensuring that the organisation has a strong financial base to withstand future contingencies.

In a challenging context in 2015, we were able to minimize the negative impact on the first goal and have continued to drive the second.

## RESULTS & FINANCIAL SITUATION

---

Total revenues in 2015 were down by 4% compared to 2014. Apart from the impact of exchange rates, the reduction is the direct result of the Tour of Beijing no longer taking place and a reduction in non-recurring revenues from fines. On a like-for-like basis, keeping constant currency and excluding the Tour of Beijing and fines, revenues increased by 6% from 2014 to 2015.

The UCI continued to invest in women's professional road cycling in 2015 and once again invested in the TV production costs of the UCI Women Road World Cup, which becomes the UCI Women's WorldTour in 2016. Other investment initiatives in 2015 included women's training camps both in Aigle and at our WCC African satellite in Potchefstroom, South Africa and our first ever dedicated para-cycling camps in Aigle.

The operating loss of 0.16M CHF is improved from a loss in 2014 of 1.07M CHF; the prior year was impacted by the cost of the CIRC Report. Comparing on a like-for-like basis, adjusting for non-recurring items and maintaining constant exchange rates, the adjusted operating result would have improved from a loss of 0.5M CHF in 2014 to a profit of 1.45M CHF in 2015.

Over the past two years, the UCI has invested in its staff, notably strengthening across all disciplines of the sports department. This investment has been offset by an overall saving on costs elsewhere – for example

in significant cost efficiencies in the running of the President's office and related costs.

The challenging macro-economic environment meant that whilst our investment portfolio was able to partly recover early year losses, returns for the full year were negative; the early year foreign exchange losses on the UCI's euro cash holdings and receivables generated a net financial loss for the year.

Significant strides have been made in improving the aged profile of UCI's debtors, notably from Member Federations. UCI debtors exceeding 60 days have reduced by 34% and as a result we were able to reduce our bad debt provision by 0.2M CHF compared to the 2014 year end.

In spite of improvements in debt collection, the UCI's cash reserves reduced by a total of 4.5M CHF during 2015 – partly as would be expected during a non-Olympic year – but further impacted by the diminution of value of Euro cash holdings following the appreciation of the Swiss Franc in January 2015. Our deferred revenues from future UCI World Championships reduced by 2.7M CHF and will reduce further by the end of 2016 as the dual impact of Richmond 2015 and Doha 2016 leave the balance sheet. Deferred costs increased by 2.0 M CHF as a result of advance payments concerning Doha and these two balance sheet movements contributed to the cash reduction.

As a result of the consolidation of CMC Exploitation SA (the UCI World Cycling Centre operating company), the balance sheet now carries an asset of 15.5M CHF relating to the Velodrome and BMX Track at UCI HQ, as well as equipment at carrying value of 1.4M CHF which has previously been disclosed as an off balance sheet item.

## OUTLOOK

2016 is set to be a successful year from a financial perspective with the Rio Olympic games, the UCI Road World Championships in Doha and UCI Track World Championships in London. We will also start to reap the benefits of new media/sponsorship deals for the UCI Mountain Bike and Cyclo-cross World Cup series. Beyond these exceptional events in 2016, we remain focused on delivering value from all of our

competitions in order to reinvest in our governance activities and cycling development generally. We continue to look at ways to optimise in our World Cup series in order to create financially sustainable events with sporting excellence and increased public interest. We have recently announced the signature of a new media rights deal covering the 2017-2024 period. This deal secures significant additional revenues for the next two Olympic cycles with respectively a 40% and 12.5% increase in minimum rights values and our marketing team remains focused on securing a number of sponsor partnerships which will take effect in 2017.

Finally, a key objective for the finance team in 2016 is to improve procurement and cost management.

We anticipate further consolidating our reserves situation and expect to be in a position going into 2017 to continue to increase our investments in all aspects of cycling on a global scale. We have already agreed significant additional funding for the UCI World Cycling Centre operations in Aigle and overseas, and for the Continental Confederations over the coming four years. A successful Olympic Games will allow us to further improve the funding of our development goals over the next Olympic cycle.

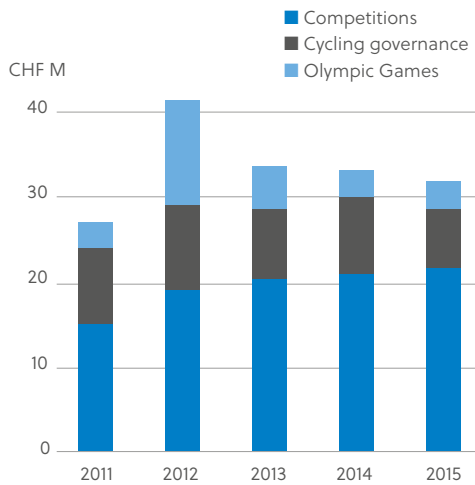
With additional resources come additional responsibilities and strong financial governance remains at the forefront of everything we do. In 2015 we created the Audit Committee and presented our first ever GAAP-compliant Annual Report. In 2016 we have already begun to strengthen and formalise procedures around development funding; every funded project is accompanied by specific deliverables and monitoring both by UCI Finance and International Relations departments.

Finally, I wish to thank the entire UCI finance team as well as the other UCI departments for the work that has gone into this report and I hope that you find the report informative and illuminating. Our aim is to enrich and improve the information you receive every year.

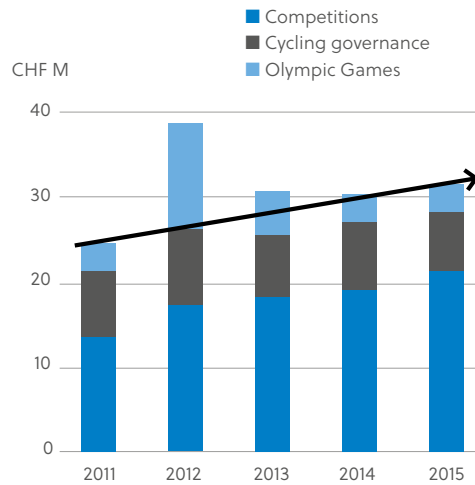
Jeremy Conrad-Pickles  
Chief Financial Officer

# Key Financial Data

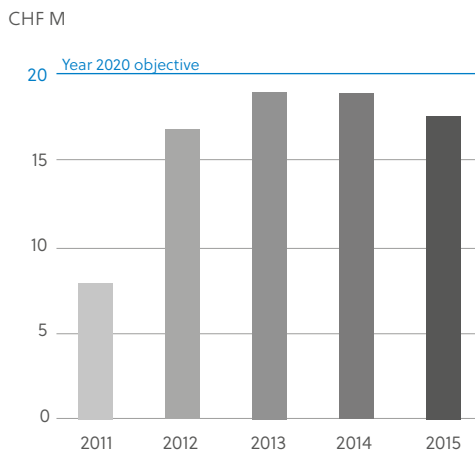
5 YEAR REVENUE TREND (NON-CONSOLIDATED)



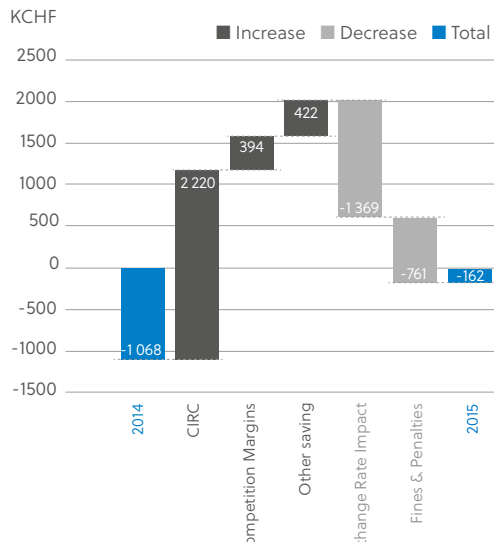
5 YEAR REVENUE TREND (NON-CONSOLIDATED) AT CONSTANT EXCHANGE RATES



5 YEAR UCI NON-CONSOLIDATED RESERVES

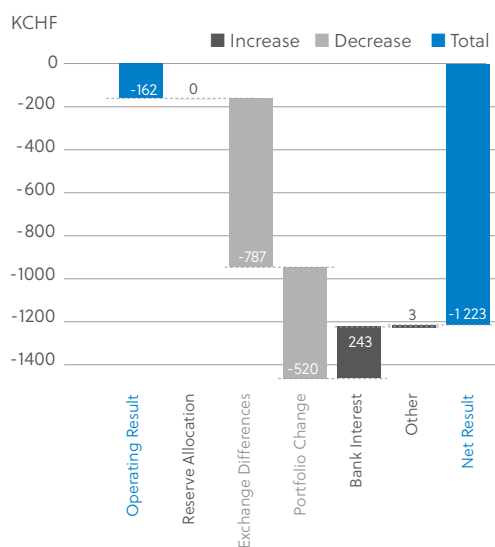


CONSOLIDATED OPERATING RESULT 2014 TO 2015

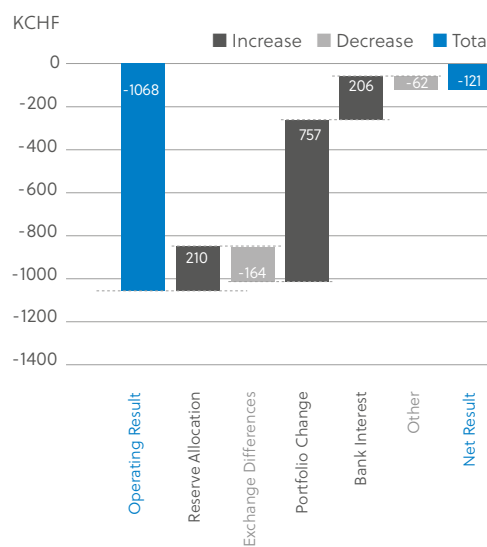




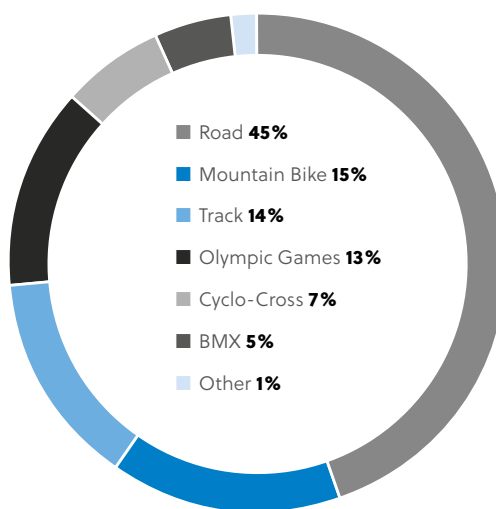
**CONSOLIDATED OPERATING TO NET RESULT 2015**



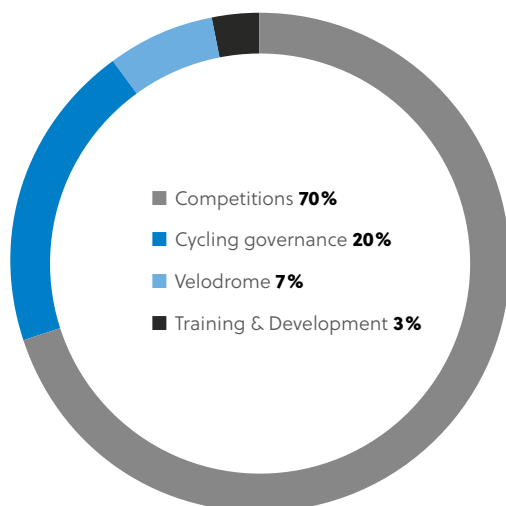
**CONSOLIDATED OPERATING TO NET RESULT 2014**



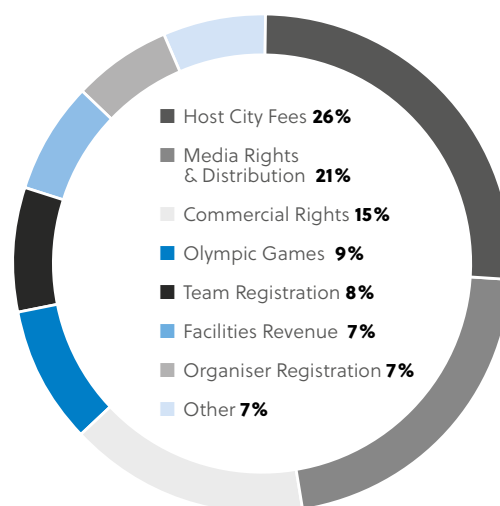
**COMPETITION REVENUES BY DISCIPLINE 2015**



**CONSOLIDATED REVENUES BY SECTOR 2015**



**CONSOLIDATED REVENUES BY TYPE 2015**



# Audit Committee Report to the UCI Congress

In our function as the Audit Committee of the UCI, we have assessed the consolidated financial statements (consolidated operating statements, consolidated balance sheet, consolidated cash flow statement, consolidated statement of changes in equity and notes to the consolidated financial statements) of the Union Cycliste Internationale for the period from 1 January 2015 to 31 December 2015.

We confirm that we fulfil the criteria as defined in section A of the UCI Audit Committee Terms of Reference.

According to the Terms of Reference, it is our responsibility in respect of the consolidated financial statements to:

- Monitor the integrity of the consolidated financial statements and review any statements therein concerning risk management and internal controls
- Understand the scope of and obtain the report on the external auditors review of internal control

We have assessed the 2015 financial statements through:

- Examination of the audit reports and internal controls review of the external auditors;
- Discussion of the consolidated financial statements during the meetings of the Audit Committee held on 22 September 2015, 28 January 2016 and 19 April 2016 in the presence of the external auditors and, where appropriate, the Chief Financial Officer.

We have also assessed the accounting principles used, significant estimates made and the overall presentation of the financial statements. We believe that our assessment provides a reasonable basis for our opinion.

Furthermore, we confirm that we have had unrestricted and complete access to all the relevant documents and information necessary for our assessment.

On this basis, we recommend that the UCI Congress approve the consolidated financial statements for 2015.

For the Audit Committee



Mike Plant,  
Chairman

Aigle, 30th May 2016



# Auditors' Report

## on the Consolidated Financial Statements



**KPMG SA**  
**Audit Western Switzerland**  
Avenue du Théâtre 1  
CH-1005 Lausanne

P.O. Box 6663  
CH-1002 Lausanne

Telephone +41 58 249 45 55  
Fax +41 58 249 45 65  
Internet [www.kpmg.ch](http://www.kpmg.ch)

### Report of the Auditor to the Congress of Union Cycliste Internationale, Aigle, Switzerland

#### Report of the Auditor on the Consolidated Financial Statements

As auditor, we have been engaged to audit the accompanying financial statements of Union Cycliste Internationale presented on pages 86 to 107, which comprise the consolidated operating statement by nature of revenues/costs, the consolidated operating statement by activity, the consolidated balance sheet, the consolidated cash flow statement, the consolidated statement of changes in equity and the consolidated notes to the accounts for the year ended 31 December 2015.

#### MANAGEMENT COMMITTEE'S RESPONSIBILITY

The Management Committee is responsible for the preparation of the consolidated financial statements in accordance with Swiss GAAP RPC. This responsibility includes designing, implementing and maintaining an internal control system relevant to the preparation of consolidated financial statements that are free from material misstatement, whether due to fraud or error. The Management Committee is further responsible for selecting and applying appropriate accounting policies and making accounting estimates that are reasonable in the circumstances.

#### AUDITOR'S RESPONSIBILITY

Our responsibility is to express an opinion on these consolidated financial statements based on our audit. We conducted our audit in accordance with Swiss Auditing Standards. Those standards require that we plan and perform the audit to obtain reasonable assurance whether the consolidated financial statements are free from material misstatement. An audit involves performing procedures to obtain audit evidence about the amounts and disclosures in

the consolidated financial statements. The procedures selected depend on the auditor's judgment, including the assessment of the risks of material misstatement of the consolidated financial statements, whether due to fraud or error. In making those risk assessments, the auditor considers the internal control system relevant to the entity's preparation of the consolidated financial statements in order to design audit procedures that are appropriate in the circumstances, but not for the purpose of expressing an opinion on the effectiveness of the entity's internal control system. An audit also includes evaluating the appropriateness of the accounting policies used and the reasonableness of accounting estimates made, as well as evaluating the overall presentation of the consolidated financial statements. We believe that the audit evidence we have obtained is sufficient and appropriate to provide a basis for our audit opinion.

#### OPINION


In our opinion, the consolidated financial statements for the year ended 31 December 2015 give a true and fair view of the financial position, the results of operations and the cash flows in accordance with Swiss GAAP RPC.

KPMG SA

Pierre Henri Pigeon  
Licensed Audit Expert  
Auditor in Charge

Cédric Rigoli  
Licensed Audit Expert

Lausanne, 30th May 2016



**UCI** HOUR RECORD  
**MOLLY SHAFFER VAN HOUWELING**  
AGUASCALIENTES - MEX 12.09.2015  
**46,273 km**

**METROMINT.**  
Water spot  
**www.CYBERCYCLE.com**

**PEARL IZUM**

**Cervelo**  
**CERAMICSPEED**

**UCI**

# Consolidated Financial Statements

## I. CONSOLIDATED OPERATING STATEMENT BY NATURE OF REVENUES/COSTS

CHF thousands	Note	Year Ended 31/12/2015	Year Ended 31/12/2014
<b>REVENUES</b>			
Media Rights & Distribution		7 480	7 334
Commercial Rights		5 366	4 738
Hosting Fees		9 111	9 881
Registration Fees		5 942	6 778
Olympic Movement		3 272	3 255
Facilities Revenue		2 484	2 330
Fines & Penalties		333	976
Other Revenues		979	1 120
<b>Total Revenues</b>	<b>1.</b>	<b>34 967</b>	<b>36 412</b>
<b>DIRECT COSTS</b>			
Logistics & Event Organisation		-4 020	-3 942
Media & Commercial Rights Costs		-1 527	-1 903
TV Production		-2 637	-2 478
Cost of Goods & Materials		-2 029	-1 968
Travel, Meetings & Related		-3 498	-3 854
Funding & Grants		-2 199	-2 350
Fees, Studies	<b>2.</b>	-2 925	-4 988
Other Direct Costs		-533	-484
<b>Direct costs</b>	<b>3.</b>	<b>-19 368</b>	<b>-21 967</b>
<b>GROSS MARGIN</b>		<b>15 599</b>	<b>14 445</b>
<b>OPERATING EXPENSES</b>			
Cost of Personnel	<b>2.</b>	-12 029	-11 005
Fees, Consultancy		-906	-1 172
Travel & Related		-229	-168
Building & Office Costs		-889	-967
IT & Telecoms		-433	-500
Other Operating Expense		-262	-891
Depreciation	<b>10.</b>	-1 013	-810
<b>Operating expenses</b>	<b>3.</b>	<b>-15 761</b>	<b>-15 513</b>
<b>OPERATING RESULT</b>		<b>-162</b>	<b>-1 068</b>
Financial Result	<b>5. 6.</b>	-1 091	786
<b>ORDINARY RESULT</b>		<b>-1 253</b>	<b>-282</b>
Extraordinary result - entity in liquidation	<b>17.</b>	34	-58
Allocations (to) / from Reserves	<b>16.</b>	-	210
Minority share of result		-4	9
<b>PROFIT / (LOSS)</b>		<b>-1 223</b>	<b>-121</b>

## II. CONSOLIDATED OPERATING STATEMENT BY ACTIVITY

CHF thousands	Note	YEAR ENDED 31/12/2015				YEAR ENDED 31/12/2014			
		Revenues	Direct Cost	Operating Expenses	Operating Result	Revenues	Direct Cost	Operating Expenses	Operating Result
<b>COMPETITIONS</b>									
UCI World Championships	1.	16 549	-3 998	-1 818	10 734	16 524	-4 509	-1 605	10 410
UCI World Cups	1.	4 327	-4 797	-728	-1 198	3 849	-4 704	-643	-1 497
Olympic Games		3 181	-96	-	3 085	3 122	-92	-	3 030
Others		428	-291	-80	56	381	-168	-71	142
Marketing & Bid Costs		65	-182	-421	-538	62	-81	-242	-261
		<b>24 549</b>	<b>-9 364</b>	<b>-3 047</b>	<b>12 138</b>	<b>23 939</b>	<b>-9 555</b>	<b>-2 561</b>	<b>11 824</b>
<b>CYCLING GOVERNANCE</b>									
Presidency & Governing Bodies		-	-1 952	-2 666	-4 619	-	-4 639	-2 509	-7 148
International Calendar		2 321	-994	-	1 326	2 666	-1 110	-	1 555
UCI WorldTour		2 701	-2 985	-	-284	2 826	-2 591	-	235
Anti-Doping	4.	1 074	-1 383	-800	-1 109	2 064	-1 515	-720	-171
Other Governance Activities		880	-103	-78	700	1 480	-319	-31	1 129
Communications		2	-345	-1 060	-1 403	6	-156	-1 079	-1 229
	1. 3.	<b>6 977</b>	<b>-7 762</b>	<b>-4 604</b>	<b>-5 390</b>	<b>9 041</b>	<b>-10 329</b>	<b>-4 339</b>	<b>-5 627</b>
<b>TRAINING &amp; DEVELOPMENT</b>									
UCI World Cycling Centre		1 147	-2 040	-1 327	-2 220	896	-1 817	-1 307	-2 228
WCC Satellite Operations		-	-310	-	-310	-	-357	-	-357
Overseas Development		-	-485	-280	-765	-	-466	-291	-757
Other Development Initiatives		-	-143	-	-143	-	-210	-	-210
	3.	<b>1 147</b>	<b>-2 978</b>	<b>-1 607</b>	<b>-3 438</b>	<b>896</b>	<b>-2 850</b>	<b>-1 598</b>	<b>-3 552</b>
<b>VELODROME</b>									
Restaurant		1 202	-527	-644	31	1 139	-508	-630	1
Other Operations		703	-176	-219	308	751	-147	-216	388
Building & Management		463	-32	-1 214	-782	463	-84	-1 191	-812
		<b>2 368</b>	<b>-734</b>	<b>-2 077</b>	<b>-443</b>	<b>2 353</b>	<b>-739</b>	<b>-2 037</b>	<b>-422</b>
<b>ADMINISTRATIVE COSTS</b>									
		-	-87	-4 680	-4 767	-	-	-5 232	-5 232
Reallocations		-75	1 558	255	1 738	182	1 504	254	1 940
		<b>34 967</b>	<b>-19 368</b>	<b>-15 761</b>	<b>-162</b>	<b>36 412</b>	<b>-21 968</b>	<b>-15 513</b>	<b>-1 069</b>

### III. CONSOLIDATED BALANCE SHEET

CHF thousands	NOTE III.	31 Dec 2015	31 Dec 2014
<b>ASSETS</b>			
<b>CURRENT ASSETS</b>			
Cash & cash equivalents	7.	7 581	12 042
Investments & Financial assets - short term	11.	533	-
Receivables from services	8.	4 731	5 367
Other Short-Term Receivables	9.	619	1 203
Inventory	9.	32	18
Prepayments & deferred expenses	9.	5 004	589
<b>Total Current Assets</b>		<b>18 500</b>	<b>19 219</b>
<b>NON-CURRENT ASSETS</b>			
Tangible fixed assets	10.	26 054	26 791
Investments & financial assets	11.	15 626	17 379
Long-term deferred expenses	9.	-	2 410
<b>Total Non-Current Assets</b>		<b>41 680</b>	<b>46 580</b>
<b>RESTRICTED ASSETS</b>			
UCI WorldTour reserve funds	16. 17.	2 179	2 634
Cash guarantees held	16.	6 808	7 384
<b>Total Restricted Assets</b>		<b>8 987</b>	<b>10 018</b>
<b>TOTAL ASSETS</b>		<b>69 167</b>	<b>75 817</b>
<b>LIABILITIES, FUND BALANCES &amp; RESERVES</b>			
<b>CURRENT LIABILITIES</b>			
Short-term debt	7.	-184	-177
Accounts payable		-2 622	-4 242
Other payables	12.	-639	-1 363
Provisions	13.	-248	-70
Deferred revenues	14.	-18 477	-12 878
Accrued Liabilities	15.	-2 147	-1 575
<b>Total Current Liabilities</b>		<b>-24 317</b>	<b>-20 305</b>
<b>NON-CURRENT LIABILITIES</b>			
Long-term debt	7.	-2 547	-2 705
Long-term deferred revenues	14.	-1 176	-9 430
<b>Total Non-Current Liabilities</b>		<b>-3 723</b>	<b>-12 135</b>
<b>FUND CAPITAL - RESTRICTED FUNDS</b>			
<b>Total Fund Capital</b>		<b>-9 005</b>	<b>-10 036</b>
<b>ORGANISATION CAPITAL</b>			
Free Capital		-29 014	-30 237
Tied Capital		-3 123	-3 123
<b>Total Organisation Capital</b>		<b>-32 137</b>	<b>-33 360</b>
Minority interest share		15	19
<b>TOTAL LIABILITIES</b>		<b>-69 167</b>	<b>-75 817</b>



## IV. CONSOLIDATED CASH FLOW STATEMENT

CHF thousands	Year ended 2015	Year ended 2014
<b>OPERATING PROFIT / (LOSS)</b>	<b>-162</b>	<b>-1 069</b>
<b>ADJUSTMENTS TO OPERATING PROFIT / (LOSS)</b>		
Depreciation & amortisation	1 013	810
Realised foreign exchange differences	-108	-489
	<b>743</b>	<b>-748</b>
<b>CHANGES IN WORKING CAPITAL</b>		
(Increase)/decrease in receivables & other current assets	1 078	1 084
Increase/(decrease) in payables & accruals	-1 772	1 418
Increase/(decrease) in event income net of expense	-3 540	1 600
Increase/(decrease) in other deferred revenue/expense	-647	-3 879
	<b>-4 881</b>	<b>223</b>
<b>CASH FLOW FROM OPERATING ACTIVITIES</b>	<b>-4 138</b>	<b>-525</b>
<b>FINANCING ACTIVITIES</b>		
Finance lease payments	-6	-
Reimbursement of loans	-177	-177
<b>Cash flow from financing activities</b>	<b>-183</b>	<b>-177</b>
<b>INVESTING ACTIVITIES</b>		
Deposits	21	-
Interest received (net)	148	75
Acquisition of fixed assets	-688	-1 083
Inflows from realisation of / (outflows from investment in) financial assets	748	-6 545
<b>Cash flow from investing activities</b>	<b>229</b>	<b>-7 553</b>
<b>CHANGE IN NET CASH &amp; CASH EQUIVALENTS</b>	<b>-4 092</b>	<b>-8 255</b>

CHF thousands	2015	2014
<b>CASH &amp; CASH EQUIVALENTS</b>		
Balance on 1 January	12 042	19 959
Balance on 31 December	7 581	12 042
	<b>-4 461</b>	<b>-7 917</b>
Impact of exchange rates on cash	-369	338
<b>CHANGE IN NET CASH &amp; CASH EQUIVALENTS</b>	<b>-4 092</b>	<b>-8 255</b>

## V. CONSOLIDATED STATEMENT OF CHANGES IN EQUITY

CHF thousands	Balance 1 January	Allocations	Appropriation	Internal Transfer	Foreign Exchange	Total Change	Balance 31 December
<b>2015</b>							
<b>FUND CAPITAL - RESTRICTED FUNDS</b>							
UCI WorldTour reserve funds	2 634	-	-203	-	-252	-455	2 179
Third party bank guarantees	7 384	630	-498	-	-709	-577	6 807
ECF Project Fund	18	-	-	-	-	-	18
<b>TOTAL FUND CAPITAL</b>	<b>10 036</b>	<b>-498</b>	<b>427</b>	<b>-</b>	<b>-961</b>	<b>-1 032</b>	<b>9 004</b>
<b>ORGANISATION CAPITAL</b>							
General reserve	15 188	-	-	-	-	-	15 188
Retained earnings	15 048	-	-	-1 223	-	-1 223	13 825
Current year surplus/-deficit	1	-	-1 223	1 223	-	-	1
<b>Free Capital</b>	<b>30 237</b>	<b>-</b>	<b>-1 223</b>	<b>-</b>	<b>-</b>	<b>-1 223</b>	<b>29 014</b>
Development Projects	1 436	-	-	-	-	-	1 436
CMC Building Fund	1 350	-	-	-	-	-	1 350
National Federation Fund	336	-	-	-	-	-	336
<b>Tied Capital</b>	<b>3 122</b>	<b>-</b>	<b>-</b>	<b>-</b>	<b>-</b>	<b>-</b>	<b>3 122</b>
<b>TOTAL ORGANISATION CAPITAL</b>	<b>33 359</b>	<b>-</b>	<b>-1 223</b>	<b>-</b>	<b>-</b>	<b>-1 223</b>	<b>32 136</b>
<b>2014</b>							
<b>FUND CAPITAL - RESTRICTED FUNDS</b>							
UCI WorldTour reserve funds	2 685	-	-	-	-51	-51	2 634
Third party bank guarantees	2 122	5 794	-455	-	-77	5 262	7 384
ECF Project Fund	18	-	-	-	-	-	18
<b>TOTAL FUND CAPITAL</b>	<b>4 825</b>	<b>-455</b>	<b>5 794</b>	<b>-</b>	<b>-128</b>	<b>5 211</b>	<b>10 036</b>
<b>ORGANISATION CAPITAL</b>							
General reserve	14 938	2 500	-2 250	-	-	250	15 188
Retained earnings	15 170	-	-	-122	-	-122	15 048
Current year surplus/-deficit	-	-	-121	122	-	1	1
<b>Free Capital</b>	<b>30 108</b>	<b>2 500</b>	<b>-2 371</b>	<b>-</b>	<b>-</b>	<b>129</b>	<b>30 237</b>
Development Projects	1 996	-	-560	-	-	-560	1 436
CMC Building Fund	1 350	-	-	-	-	-	1 350
National Federation Fund	236	-	100	-	-	100	336
<b>Tied Capital</b>	<b>3 582</b>	<b>-</b>	<b>-460</b>	<b>-</b>	<b>-</b>	<b>-460</b>	<b>3 122</b>
<b>TOTAL ORGANISATION CAPITAL</b>	<b>33 690</b>	<b>2 500</b>	<b>-2 831</b>	<b>-</b>	<b>-</b>	<b>-331</b>	<b>33 359</b>



# Notes to the accounts

## I. GENERAL INFORMATION

The Union Cycliste Internationale (UCI) is an international, non-governmental, not-for-profit organization registered as an association according to Swiss law, located in Aigle. Its principle statutory goals are

- a) to direct, develop, regulate, control and discipline cycling under all forms worldwide;
- b) to promote cycling in all the countries of the world and at all levels;
- c) to organise, for all cycling sport disciplines, world championships of which it is the sole holder and owner;
- d) to encourage friendship between all members of the cycling world;
- e) to promote sportsmanship and fair play;
- f) to represent the sport of cycling and defend its interests before the International Olympic Committee and all national and international authorities;
- g) to cooperate with the International Olympic Committee, in particular as regards the participation of cyclists in the Olympic Games.

Its principal resources are affiliations, race licenses, organisation fees, media and marketing rights generated by its sporting activities, as well as quadrennial revenues from cycling's participation at the Olympic Games.

The object of the present report is to provide readers and the cycling community in particular, with a clear and complete picture of the financial situation and results of the UCI. The UCI believes in and applies the principle of financial transparency. It seeks to implement and uphold the best practices in force within the major international sporting federations. The UCI has fully adopted Swiss GAAP RPC (Accounting and Reporting Recommendations) for the first time in 2015. In accordance with the provisions of Swiss GAAP RPC, the 2014 comparative numbers are also presented according to the Recommendations. No material adjustments were required to be made to the UCI accounts. The CMC Exploitation SA legal accounts were adjusted to properly present its Sports Material Assets on the consolidated balance sheet.

(SEE NOTE 10)

In order to comply with the Recommendations, the financial statements are presented on a fully consolidated basis for the first time. The comparative amounts for 2014 have similarly been consolidated.

In 2014, the accounts included a cost of 2.25M CHF for the Cycling Independent Reform Commission (CIRC) report. There were no material non-recurring elements impacting the financial statements for the year ended 31 December 2015.

## II. BASIS OF PREPARATION OF THE CONSOLIDATED FINANCIAL STATEMENTS

The Consolidated Financial Statements have been prepared in accordance with Swiss GAAP RPC, applying where necessary specific UCI regulations. Specific accounting policies are detailed below. The consolidated financial statements are presented in thousands of Swiss Francs (CHF) as a result of which some rounding differences may appear in the statements.

They have been prepared on an accruals basis under the historic cost convention.

Changes to the presentation of the financial statements have been made in order to facilitate the reader's understanding of the financial information and to achieve compliance with Swiss GAAP RPC. Where necessary, prior year items have been restated for consistency and ease of comparison.

The UCI has early-adopted Swiss GAAP RPC 21, Accounting for Charitable Non-profit Organizations which becomes mandatory on 1 January 2016. The key disclosure elements of the standard relate to the presentation of an Operating Statement, Fund Capital and Organisation Capital.

The operating statement is presented in both of the prescribed formats, by nature of income/expense and by functional area.

### The functional areas are described below:

#### 1. Competitions

Revenues and costs directly related to UCI World Championships, UCI World Cups, the Olympic Games and other UCI competitions.

#### 2. Cycling Governance

Revenues relate principally to organiser, team and rider fees in respect of UCI sanctioned international races, in accordance with UCI regulations and its published financial obligations. Cycling Governance costs include the cost of the governing bodies of the UCI, including the various

commissions as well as the cost of officials at UCI sanctioned international events. In 2014, the costs also included the CIRC.

### 3. Training & Development

Training and development comprises principally the operations of the UCI World Cycling Centre (WCC) which welcomes trainees from around the world for periods of 1 -12 months. Also included under training and development are the WCC's financial or in-kind contributions to satellites of the UCI World Cycling Centre around the world and the UCI's financial contributions to Continental Confederations or National Federations and other development initiatives.

### 4. Velodrome Operations

Activities included under Velodrome Operations include the public restaurant which is situated at the UCI headquarters and the commercial exploitation of the sports and business conference facilities.

### 5. Administrative Expenses

The cost of the shared UCI departments, namely Finance, Legal, HR, IT and office administration.

#### The specific accounting policies adopted by the UCI are as follows:

##### • Consolidation

The UCI is 100% shareholder of Global Cycling Promotion SA (GCP), registered in Switzerland. GCP's commercial activities ceased in 2014 and the entity is currently in liquidation. The net result of GCP is shown under 'extraordinary items - liquidated business' and its assets and liabilities are included under 'other receivables' and 'other payables' on an aggregated basis. (SEE NOTE 18)

The UCI controls a Swiss foundation, Fondation Centre Mondial du Cyclisme, and its subsidiary CMC Exploitation SA. The results of these entities have been consolidated with the UCI on a full consolidation basis. No material valuation differences between the entities were identified. The minority interest share is disclosed on the balance sheet.

The UCI created, and has involvement in, a second Swiss Foundation, the Cycling Anti-Doping Foundation (CADF). In order to maintain the highest degree of independence, the governance structure of the CADF ensures that UCI has no significant control or influence over CADF's internal operations. The entity is therefore not consolidated with the UCI. Disclosures concerning transactions with the CADF can be found under

NOTES 4 & 19.

Details of affiliates and investments are shown below :

Name	Legal Status	Registered Number	% holding	% voting rights
Centre Mondial du Cyclisme	Foundation	CHE-101.181.873	100%	55%
CMC Exploitation SA	Limited Company	CHE-102.185.276	92%	55%
GCP	Limited Company	CHE-388.212.695	100%	100%
CADF	Foundation	CHE-114.131.672	100%	0%

Registered Office for all entities  
Chemin de la Mêlée, 12, 1860 Aigle, VD

##### • Foreign Currency Transactions & Hedging Instruments

Transactions in foreign currency are converted according to the exchange rate in force at the time of the transaction. Monetary assets and liabilities in foreign currency are converted according to the exchange rate in force on the closing date of the financial year. The exchange differences that result from these transactions are recorded in the income statement under financial income.

Hedge instruments are revalued at mark-to-market rates at balance sheet date, using internationally recognised valuation methodology where appropriate. Profits or losses are booked to the income statement.

##### • Revenue Recognition

Revenue is recognised to the extent that it is probable that the UCI will derive economic benefit from it and that the revenue can be reliably measured. Specifically, it is considered that due to uncertainty over recovery, the economic benefit from fines imposed on riders cannot be considered probable until payment is received and any such revenue is not recognised until payment occurs. Such amounts are nonetheless pursued with the same diligence as would recovery of any other asset.

Revenue relating to competitions is recorded for the financial year during which the events take place. The revenue deriving from the Olympic Games is classified in two ways : i) revenue reserved by the UCI for the development of the sport via the World Cycling Centre is recognized over the four year Olympic cycle commencing in the year of the Olympic Games; ii) remaining revenue is recognized in the year of the Olympic Games or the year it becomes probable that the UCI will derive economic benefit from it, whichever is later.

• **Cash and cash equivalents**

Cash and cash equivalents include cash in hand and at bank, deposits held at call with banks and other short-term, highly liquid and easily convertible investments with original maturities of less than three months.

Cash and cash equivalents are recorded at fair market value; foreign currencies are converted at the closing exchange rate.

• **Accounts receivable**

Receivables are initially recognised in the accounts at fair value, which corresponds to the amount invoiced, less any deductions. Loans and other receivables are recognised at nominal value.

Receivables and loans are subsequently measured at amortised cost using the effective interest method, less provision for impairment. A provision for impairment is established according to objective rules based on the age of the debt and the nature of the debtor.

• **Inventory**

Inventory consists of restaurant raw materials and merchandising products for resale. It is valued at cost less provision for impairment as required.

• **Tangible and Intangible Fixed Assets**

The UCI's accounting policy with regard to tangible and intangible assets is as follows:

- Property and equipment : land, buildings, equipment and computer hardware are stated in the balance sheet at historical cost less accumulated depreciation. Subsequent expenditure is capitalised only if it increases the future economic benefits embodied in the related item.
- Sports Equipment : the CMC is provided with complimentary cycling equipment by various manufacturers. The total value of this equipment is capitalised and amortised over 3 years. An offsetting liability is recognised on the balance sheet under deferred revenue.
- Intangible assets : computer software is stated in the balance sheet at historical cost less accumulated depreciation. Expenditure on brands is recognised in the income statement as an expense as incurred.

All other expenditures, repairs and maintenance are recognised in the income statement as an expense as incurred.

Depreciation on assets is calculated using the straight-line method over the estimated useful life, which is as follows for the main categories:

Land	50 yrs
Velodrome & offices	50 yrs
Equipment, furniture and fittings	5-10 yrs
IT equipment	3 yrs
Vehicles	4 yrs
Sports equipment	3-5 yrs
Uniforms	4 yrs
Intangible assets	2-5 yrs

• **Financial Assets**

Financial assets are recognised at their current market value at year end date

• **Restricted Assets**

The UCI WorldTour reserve and solidarity fund is governed by articles 2.15.243 to 2.15.253 of the UCI regulations.

Amounts recorded as Cash Guarantees held represent sums drawn down under bank guarantees deposited by professional road racing teams in accordance with the UCI Regulations, in anticipation of future commitments to the riders resulting from a potentially valid claim by the rider against the team.

A liability in respect of Restricted Assets is recorded under Liabilities – Funds Capital – Restricted Funds.

• **Accounts payable & deferred revenue**

Accounts payable represent non interest-bearing supplier amounts due as part of the UCI's normal course of business.

Amounts invoiced but not yet recognisable are recorded under deferred revenue, split between current liabilities for events taking place <1 year and non-current liabilities. The portion of revenue from the Olympic Games which is spread over the quadrennial cycle is included in deferred revenue.

- **Provisions**

The UCI records provisions :

- when it has an obligation, legal or constructive, to satisfy a claim and it is probable that an outflow of resources will be required;
- when a risk exists at balance sheet date : the corresponding risk provision is adjusted at year-end based on an internal analysis to match the UCI's risk exposure
- when imminent special projects are approved prior to the balance sheet date, are already under way and are substantially complete. In the following year(s), the cost of such projects is included in the income statement as incurred, however, an equal reversal of the provision is recorded in the same period.

### III. FINANCIAL STATEMENT DISCLOSURE

#### 1. REVENUES & OPERATING MARGINS

##### 1.a COMPETITIONS

CHF thousands	2015		2014	
	Revenues	Operating Margin	Revenues	Operating Margin
Road	10 983	8 486	11 302	8 170
Track	3 424	1 010	3 048	1 213
Mountain Bike	3 723	-170	3 907	-233
BMX	1 213	415	908	264
Cyclo-Cross	1 635	383	1 426	257
Other	325	-533	164	-616
Olympic Games	3 181	3 085	3 122	3 030
Unallocated	65	-538	62	-261
	<b>24 549</b>	<b>12 138</b>	<b>23 939</b>	<b>11 824</b>

Competitions includes revenues and costs directly related to UCI World Championships, UCI World Cups, the Olympic Games and other UCI competitions. Note the allocation of operating costs for the comparative year has been made on an estimated pro-rata basis since the specific data for 2014 was unavailable

## 1.b CYCLING GOVERNANCE

<b>INTERNATIONAL CALENDAR BY DISCIPLINE CHF thousands</b>	<b>2015 Revenues</b>	<b>2014 Revenues</b>
Road	1 602	1 857
Track	119	195
Mountain Bike	427	453
BMX	53	48
Cyclo-Cross	94	112
Other	26	1
Unallocated	-	-
	<b>2 321</b>	<b>2 666</b>

<b>UCI REGISTRATION REVENUE BY SOURCE CHF thousands</b>	<b>2015</b>	<b>2014</b>
Organisers	2 258	2 771
Teams	2 969	3 422
Riders	417	387
Other	4	-
	<b>5 648</b>	<b>6 580</b>

<b>REPRESENTING</b>		
International Calendar	2 321	2 666
UCI WorldTour	2 333	2 826
Anti-Doping Contribution	994	1 088
	<b>5 648</b>	<b>6 580</b>

Revenues from Cycling Governance relate to principally organizer, team and rider fees in respect of UCI sanctioned international races, in accordance with UCI regulations and its published financial obligations.

Cycling Governance costs include the cost of the governing bodies of the UCI, including the various commissions as well as the cost of officials at UCI sanctioned international events. In 2014, the costs also included the costs of the CIRC, totalling 2.25M CHF.

Information concerning the cost of Presidency & Governing Bodies, as well as Anti-Doping can be found in [NOTES 2 AND 4 RESPECTIVELY](#).

## 1.c TRAINING & DEVELOPMENT

Training and development comprises principally the operations of the UCI World Cycling Centre (WCC) which welcomes trainees from around the world for periods of 1 -12 months. Also included under training and development are the UCI WCC's financial or in-kind contributions to satellites of the UCI World Cycling Centre around the world and the UCI's financial contributions to Continental Confederations or National Federations.

## 1. d VELODROME

Activities included under Velodrome Operations include the public restaurant which is situated at the UCI headquarters and the commercial exploitation of the sports and business conference facilities.



## 2. REMUNERATION OF GOVERNING BODIES & PERSONNEL COSTS

### REMUNERATION OF GOVERNING BODIES CHF thousands

	2015	2014
President's remuneration	351	344
Other Management Committee Members	189	204
	<b>540</b>	<b>548</b>

The costs above are included under Direct Costs. With effect from 1 January 2015 the remuneration of Management Committee members was based fully on a fixed annual fee without payment of per diems. Per diems of all other officials (commission members, commissaires, race delegates etc) can be found published on the UCI website under Financial Obligations.

In addition to the remuneration disclosed above, the UCI provides the President with a company vehicle. The President receives no other benefits. The cost of the President's remuneration includes social charges, pension and insurance; the rates of these costs may vary from one year to another.

### PERSONNEL COSTS CHF thousands

	2015	2014
Total cost of personnel	12 029	11 005
Of which: Remuneration of Executive Management	2 105	2 146
Total employee retirement costs	734	670
Total employees at 31 December	111	108
FTE employees at 31 December	101	99
Average FTE employees in the year	99	94
Average cost per FTE (CHF'000)	122	117

### AVERAGE FTE

Women	42	45
Men	57	49
UCI	73	69
CMC	26	25

### TOTAL HEADCOUNT BY NATIONALITY

CH	60	60
EU	42	39
Americas	6	6
Rest of world	3	3

Cost of personnel includes salaries, social charges, benefits and other employee-related costs. Executive Management comprises the UCI Director General and the Senior Management team.

The UCI held neither a pension benefit nor a pension obligation, as defined by RPC16, at 31 December 2015 and 2014.

### 3. OTHER DIRECT & OPERATING COSTS

#### 1. COMPETITIONS

Competition direct costs include event logistics, timing, officiating, TV production and distribution, sponsor implementation to the extent that these costs are not specifically covered by local organisers. The operating expenses are a time-based allocation of staff costs

#### 2. CYCLING GOVERNANCE

- **Presidency & Governing Organs**

Direct costs include the remuneration of the governing bodies, as set out in [NOTE 3](#). Also included are the costs of Congress and Management Committee meetings as well as the costs of the different UCI commissions. Direct costs in 2014 included a one-time charge of 2.25M CHF for the Cycling Independent Reform Committee report; in 2015 there were follow up costs of less than 50k CHF.

Operating expenses include the cost of the President and Director General's office and well as the International Relations team.

- **International Calendar**

Direct costs comprise the travel costs and per diems of UCI International Commissaires attending UCI sanctioned races.

- **UCI WorldTour**

The revenues and costs related to the UCI WorldTour are described in more detail in Section VII "UCI WorldTour" following the consolidated financial statements.

- **Anti-doping**

See [NOTE 4](#)

### 4. ANTI-DOPING ACTIVITIES

The fight against doping is undertaken by the UCI and its sister organisation the Cycling Anti-Doping Foundation (CADF).

The CADF, which was set up by the UCI but whose governance and management structure is independent of the UCI, is responsible for testing and intelligence. It is funded by direct contributions from professional road cycling stakeholders (teams and organisers) and by the UCI.

The UCI is responsible, through its Legal Anti-Doping Service, for prosecuting positive cases and, through the Anti-Doping Commission, for cycling's anti-doping regulations and strategy.

### 3. TRAINING & DEVELOPMENT

Direct costs include the costs of accommodation and meals for the WCC trainees as well as the cost of their participation at cycling races. In respect of the WCC satellite operations, the WCC is the primary funder of the operations of its South African satellite in Potchefstroom, South Africa and contributes funds and resources to satellites in Korea, India and South America; the WCC also funds athlete detection programs globally. Operating expenses comprise principally staff costs.

#### 4. VELODROME

Direct costs comprise principally the Restaurant cost of sales. All staff costs are included under operating expenses, which also include velodrome operating, repairs and maintenance, as well as the amortisation of the building.

#### 5. ADMINISTRATIVE COSTS

These comprise the UCI 'back office' functions, namely legal, finance, information technology, and administrative services. Also included in the operating cost is the amortisation of the administrative building.

As part of the UCI's financial obligations, riders, race organisers and teams pay a levy in order to finance the fight against doping. These funds show as revenues in the operating statement and are allocated to funding the UCI's contribution to the CADF as well as the UCI's own internal costs in the fight against doping. Fines levied for anti-doping infringements are recognised in the accounts only when received. Whilst the full cost of in- and out-of competition testing as well as the cost of maintaining the biological passport are covered by the CADF, the UCI maintains an internal team of Legal Anti-Doping specialists whose role is to analyse and bring to prosecution cases opened by the CADF. The cost of this team, the prosecution of cases and the recovery of fines is fully borne by the UCI.

## 5. FINANCIAL RESULT

CHF thousands	2015	2014
Interest income	248	237
Investment portfolio returns	-	863
Foreign exchange gains	3 660	1 661
<b>Financial income</b>	<b>3 908</b>	<b>2 761</b>
Interest expense	-10	-41
Investment portfolio losses	-450	-40
Foreign Exchange losses	-4 448	-1 812
Bank charges & investment management	-90	-81
<b>Financial expense</b>	<b>-4 998</b>	<b>-1 974</b>
<b>NET FINANCIAL RESULT</b>	<b>-1 090</b>	<b>787</b>

## 6. FOREIGN EXCHANGE

FOREIGN EXCHANGE GAINS & LOSSES CHF thousands	2015			2014		
	Gains	Losses	Net	Gains	Losses	Net
<b>UNREALISED GAINS AND LOSSES</b>						
Receivables & payables	-	-133	-133	-	-	-
FX hedging instruments	-	-178	-178	-	-	-
	<b>-</b>	<b>-311</b>	<b>-311</b>	<b>-</b>	<b>-</b>	<b>-</b>
<b>REALISED GAINS AND LOSSES</b>						
Cash at bank	2 521	-3 157	-636	1 498	-1 160	338
Receivables & payables	586	-694	-108	84	-455	-371
FX hedging instruments	553	-286	267	79	-197	-118
	<b>3 660</b>	<b>-4 137</b>	<b>-477</b>	<b>1 661</b>	<b>-1 812</b>	<b>-151</b>
<b>TOTAL GAINS &amp; LOSSES</b>	<b>3 660</b>	<b>-4 448</b>	<b>-788</b>	<b>1 661</b>	<b>-1 812</b>	<b>-151</b>

The UCI is structurally exposed to fluctuations in the exchange rate between the Swiss Franc and the Euro or the US Dollar.

The UCI's hedging policy consists of seeking to manage this exposure on a prudent basis through appropriate hedging instruments :

- with respect to the Euro, we seek to maintain a rolling coverage to sell euros on a monthly basis in order to meet Swiss Franc operating expenses.
- with respect to the US Dollar, we undertake specific hedging operations focused on cash inflows from the Olympic Games.

The currency structure of the UCI's income and expenditure is summarised as follows:

	Revenues	Expenditure
Swiss Francs	18%	63%
Euros	68%	36%
US Dollars	13%	0%
Others	1%	1%
	<b>100%</b>	<b>100%</b>

At 31 December 2015:

i. The UCI held options to sell (put options) a total of 3.5M EUR at a rate of 1.07CHF/EUR for maturity from January to July 2016. The UCI has also sold options granting a right (call options) to purchase a total of 3.5M Euros at rates between 1.097 and 1.105CHF/EUR for maturity between January and July 2016. The net premium paid/received for these options was zero CHF.

The mark-to-market value of these options at balance sheet date was zero CHF.

ii. The UCI held options to sell (put options) a total of 7.75M US Dollars at a rate of 0.96-0.9785 CHF/USD for maturity from November 2016 to January 2017. The UCI has also sold options granting a right (call options) to purchase a total of 15.5M US Dollars at rates between 0.977 and 1.061CHF/USD for maturity between November 2016 and January 2017. The net premium paid/received for these options was zero CHF.

The mark-to-market value of these options at balance sheet date was a charge of 178k CHF which has been booked to the income statement.

At 31 December 2014, the UCI held no open financial instruments.

## 7. CASH & BORROWINGS

### CASH BY CURRENCY CHF thousands

	2015	2014
Swiss Francs	1 949	3 567
Euros	4 549	5 308
US Dollars	1 025	3 082
Other currencies	58	85
<b>TOTAL</b>	<b>7 581</b>	<b>12 042</b>

### BORROWINGS CHF thousands

	Due < 1 an		Due > 1 an	
	2015	2014	2015	2014
Loans from Public Authorities	176	177	2 528	2 705
Finance Lease	8	-	19	-
<b>TOTAL</b>	<b>184</b>	<b>176</b>	<b>2 547</b>	<b>2 705</b>

As part of the construction financing of the UCI World Cycling Centre, The Fondation CMC was granted loans for CHF 4.0M and 1.0M from the Cantons of Vaud and Valais respectively, in each case with a 50% participation by the Swiss Confederation.

These loans, granted under special Swiss Regional conditions ("LIM"), are interest free and repayable over a period of 27 years in equal instalments.

The loan from the Canton of Vaud carries a charge over the CMC building.

## 8. RECEIVABLES FROM SERVICES

CHF thousands	31 Dec 2015	31 Dec 2014
National Federations	1 225	1 519
Organisers	2 119	3 339
Teams	246	166
Sponsors	773	434
TV & Media	1 563	1 107
Other	711	750
Unrealised exchange differences	-238	-105
	<b>6 399</b>	<b>7 210</b>
less: provisions	-1 668	-1 842
	<b>4 731</b>	<b>5 368</b>

## 9. OTHER DEBTORS, PREPAYMENTS & DEFERRED EXPENSES

OTHER DEBTORS CHF thousands	NOTE	31 Dec 2015	31 Dec 2014
Consigned funds		120	120
Other debtors - due on behalf of 3rd parties		218	218
Debtors - affiliate in liquidation	18.	-	226
VAT recoverable		258	621
Other amounts		23	18
		<b>619</b>	<b>1 203</b>

PREPAYMENTS & DEFERRED EXPENSES CHF thousands	31 Dec 2015	31 Dec 2014
Accrued income	797	231
Prepaid operating expenses	196	89
Deferred event & season expenses	3 973	216
Other items	38	53
<b>AMOUNTS DUE &lt;1 YEAR</b>	<b>5 004</b>	<b>589</b>
Deferred event & season expenses	-	2 410
<b>AMOUNTS DUE &gt;1 YEAR</b>	<b>-</b>	<b>2 410</b>

Deferred event expenses relate principally to advance supplier payments in respect of the organisation of the 2016 UCI Road World Championships in Doha.

## 10. FIXED ASSETS

CHF thousands	Land	Building	Equipment & fittings	Sports Equipment	IT equipment	Vehicles	Total
<b>COST</b>							
Balance 1 January 2014	775	27 361	3 417	3 653	1 904	154	37 264
Acquisitions	-	-	708	1 425	105	63	2 301
Disposals	-	-	-691	-1 607	-18	-	-2 316
<b>Balance 31 December 2014</b>	<b>775</b>	<b>27 361</b>	<b>3 434</b>	<b>3 471</b>	<b>1 991</b>	<b>217</b>	<b>37 249</b>
Acquisitions	-	-	476	793	125	116	1 510
Disposals	-	-	-1 079	-1 357	-1 504	-194	-4 134
<b>Balance 31 December 2015</b>	<b>775</b>	<b>27 361</b>	<b>2 831</b>	<b>2 907</b>	<b>612</b>	<b>139</b>	<b>34 625</b>
<b>ACCUMULATED AMORTISATION</b>							
Balance 1 January 2014	-	4 255	2 974	1 769	1 570	154	10 722
Amortisation charge	16	550	101	566	144	-	1 377
Disposals	-	-	-691	-932	-18	-	-1 641
<b>Balance 31 December 2014</b>	<b>16</b>	<b>4 805</b>	<b>2 384</b>	<b>1 403</b>	<b>1 696</b>	<b>154</b>	<b>10 458</b>
Amortisation charge	15	550	230	510	153	22	1 480
Disposals	-	-	-1 077	-592	-1 504	-194	-3 367
<b>Balance 31 December 2015</b>	<b>31</b>	<b>5 355</b>	<b>1 537</b>	<b>1 321</b>	<b>345</b>	<b>-18</b>	<b>8 571</b>
<b>NET REALISABLE VALUE</b>							
At 31 December 2014	759	22 556	1 050	2 068	295	63	26 791
At 31 December 2015	744	22 006	1 294	1 586	267	157	26 054

The total carrying value of assets held under finance leases at 31 December 2015 was 19 309 CHF (2014 : nil). Included under Sports Equipment is cycling material provided free of charge by various manufacturers.

The amortised value of this equipment at 31 December 2015 was 1.4M CHF (2014 : 1.9M CHF). The total additions in 2015 were 0.8M CHF (2014 : 1.2M CHF)

## 11. FINANCIAL ASSETS

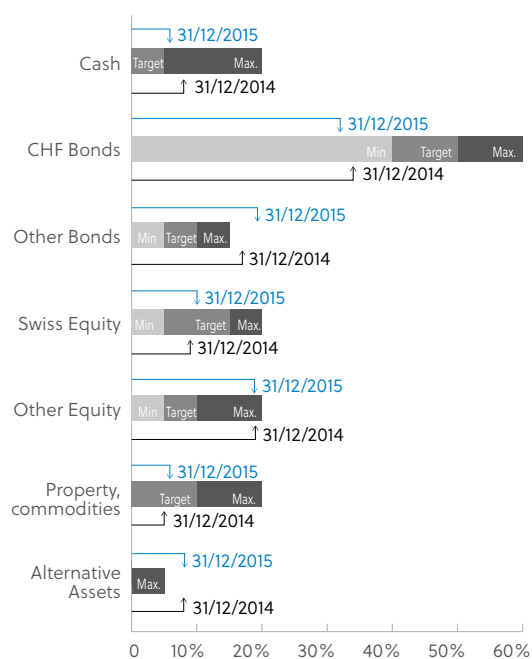
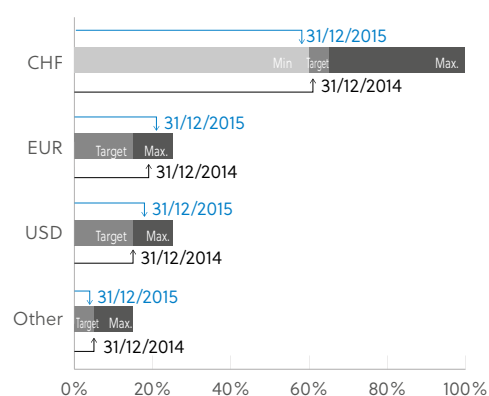
### FINANCIAL ASSETS BY TYPE AND CURRENCY

CHF thousands	CHF	EUR	USD	Other	31 Dec 15 Total	31 Dec 14 Total
Short term portfolio	66	468	-	-	534	-
Long term portfolio	8 974	3 474	2 537	618	15 604	17 336
<b>Total Portfolio</b>	<b>9 040</b>	<b>3 942</b>	<b>2 537</b>	<b>618</b>	<b>16 138</b>	<b>17 336</b>
Deposits	21	-	-	-	21	43
<b>Total Financial Assets</b>	<b>9 061</b>	<b>3 942</b>	<b>2 537</b>	<b>618</b>	<b>16 159</b>	<b>17 379</b>
<b>OF WHICH, LONG TERM</b>	<b>8 995</b>	<b>3 474</b>	<b>2 537</b>	<b>618</b>	<b>15 625</b>	<b>17 379</b>
<b>PORTFOLIO BY TYPE</b>						
CHF'000	CHF	EUR	USD	Other	31 Dec 15 Total	31 Dec 14 Total
Cash	918	-	25	-	942	1 351
Bonds	5 188	3 175	188	216	8 767	9 516
Equity	1 364	612	1 637	403	4 015	4 535
Property	495	155	688	-	1 338	800
Alternative assets	1 075	-	-	-	1 075	1 134
	<b>9 040</b>	<b>3 942</b>	<b>2 537</b>	<b>618</b>	<b>16 138</b>	
<b>31 DEC 14 BY CURRENCY</b>	<b>10 064</b>	<b>4 036</b>	<b>2 520</b>	<b>715</b>		<b>17 336</b>

**RECONCILIATION OF INVESTMENT PORTFOLIO**  
**CHF thousands**

	2015	2014
<b>TOTAL VALUE AT 1 JANUARY</b>	<b>17 378</b>	<b>9 971</b>
New investments	-	6 562
Withdrawals	-844	-48
<i>Returns excluding foreign exchange</i>	-209	840
<i>Foreign Exchange</i>	-94	53
Investment Returns	-303	893
<b>TOTAL VALUE AT 31 DECEMBER</b>	<b>16 231</b>	<b>17 378</b>

The short-term portfolio assets broke down as follows compared to the strategic targets at year end:

**BY INVESTMENT TYPE**

**BY INVESTMENT CURRENCY**

**12. OTHER PAYABLES**

CHF thousands	NOTE	31 Dec 2015	31 Dec 2014
Employee-related liabilities		-91	-137
Amounts to be collected from 3rd parties		-433	-356
VAT payable		-110	-97
Creditors - affiliate in liquidation	18.	-	-763
Others		-5	-10
		<b>-639</b>	<b>-1 363</b>

**13. PROVISIONS**

CHF thousands	31 Dec 2015	31 Dec 2014
Unrealised losses on financial instruments	-178	-
Litigation provisions	-70	-70
	<b>-248</b>	<b>-70</b>

## 14. DEFERRED REVENUES : SHORT-TERM & LONG TERM

CHF thousands	31 Dec 2015	31 Dec 2014
UCI World Championships	12 877	14 411
UCI World Cups	84	113
Other organiser fees	1 416	142
Team licenses	3 255	2 545
Olympic Games - training & development	21	3 100
CMC donated & value in kind equipment	1 418	1 863
Media & sponsorship	573	49
Other	9	86
	<b>19 653</b>	<b>22 308</b>
<b>DEFERRED REVENUES &lt;1 YEAR</b>	<b>18 477</b>	<b>12 878</b>
<b>DEFERRED REVENUES &gt;1 YEAR</b>	<b>1 176</b>	<b>9 430</b>

## 15. ACCRUED LIABILITIES

CHF thousands	31 Dec 2015	31 Dec 2014
Value-in-Kind Supplies	508	70
Media Rights Costs	592	560
Event-related costs	158	7
Professional Cycling Council stakeholders	200	-
Employee-related	159	100
CIRC Costs	-	325
Other accruals	530	513
	<b>2 147</b>	<b>1 575</b>

## 16. FUND CAPITAL & ORGANISATION CAPITAL

### FUND CAPITAL - RESTRICTED FUNDS

#### UCI WorldTour Reserve Funds

The UCI WorldTour Reserve fund is governed by articles 2.15.243 to 2.15.253 of the UCI regulations.

The fund was established to support a UCI WorldTour Team or Organiser or to carry out projects for the benefit of all UCI WorldTour partners. Use of the fund is decided by the Professional Cycling Council.

#### Cash Guarantees Held

Amounts recorded as cash guarantees held represent sums drawn down under bank guarantees deposited by professional road racing teams in accordance with the UCI Regulations, in anticipation of future commitments to the riders resulting from a potentially valid claim by the rider against the team.

Any surplus amounts after all claims have been settled are returned to the team which issued the guarantee.

### ORGANISATION CAPITAL - TIED CAPITAL

#### Development Projects

The Development Project Fund is controlled by the UCI Management Committee and was established to finance projects of a diverse nature which contribute to the development of the UCI and cycling in general. Any utilisation of, or attribution to, the fund is made by the UCI Management Committee.

#### National Federation Fund

The National Federation Fund is controlled by the UCI Management Committee and was established to finance specific projects proposed to it by National Federations. The Fund exists as a complement to on-going funding provided by the UCI to the Continental Confederations and National Federations which are funded out of UCI operations. Any utilisation of, or attribution to, the fund is made by the UCI Management Committee.



## ORGANISATION CAPITAL - FREE CAPITAL

### General Reserve

The General Reserve has been constituted by the UCI Management Committee and the current the stated goal is to achieving a 20M CHF balance by the year 2020. The fund is intended to act as a reserve to ensure the UCI's continuing operations for a minimum two years in the face of a catastrophic event. Any utilisation of, or attribution to, the fund is made by the UCI Management Committee.

### Retained Earnings

The UCI's retained earnings are used to manage year-to-year changes in the organisation's fortunes.

## 17. MOVEMENT OF FUNDS

### MOVEMENT OF RESTRICTED FUNDS CHF thousands

	31 Dec 2015	31 Dec 2014
<b>UCI WORLDTOUR RESERVE FUND</b>		
Release of funds to cover one-time exchange impact	-203	-
	<b>-203</b>	<b>-</b>

Movements in the **Third Party Bank Guarantee Restricted Fund** are triggered by claims submitted by interested parties to the UCI against the WorldTour teams. A call on the guarantee by the UCI will generate an inflow of restricted funds and payments out to claimants, following the UCI's procedures and regulations, will generate an outflow of funds.

### APPROPRIATION OF TIED CAPITAL CHF thousands

	31 Dec 2015	31 Dec 2014
UCI Website	-	200
Women's Professional Cycling Support	-	260
	<b>-</b>	<b>460</b>

Development initiatives in 2015 were fully funded from the UCI's operations.

## 18. GLOBAL CYCLING PROMOTION SA

### SUMMARISED BALANCE SHEET

CHF thousands	31 Dec 2015	31 Dec 2014
<b>ASSETS</b>		
Cash	-	686
Debtors	-	206
Other short-term assets	190	20
	<b>190</b>	<b>912</b>
<b>LIABILITIES</b>		
Suppliers	-	388
Other short-term liabilities	13	345
Provisions	-	30
	<b>13</b>	<b>763</b>
SHAREHOLDERS FUNDS	177	149
	<b>190</b>	<b>912</b>
<b>AMOUNTS DUE (TO)/FROM UCI</b>	<b>190</b>	<b>73</b>

### SUMMARISED INCOME STATEMENT

CHF thousands	31 Dec 2015	31 Dec 2014
Revenues	-	3 475
Operating Expenses	-20	-3 621
<b>Operating Result</b>	<b>-20</b>	<b>-146</b>
Financial Result	48	88
<b>NET RESULT</b>	<b>28</b>	<b>-58</b>

Global Cycling Promotion SA (GCP) was put into liquidation in 2015. Created to organise professional cycling events and develop professional cycling globally, GCP's main activity was organising the Tour of Beijing. GCP is not consolidated on a full consolidation basis but instead its net result is shown in the Consolidated Operating Statement under extraordinary result and its balance sheet included on an aggregated basis under Other Short-Term Receivables and Other Payables. Further disclosure of GCP is shown below.

## 19. RELATED PARTY TRANSACTIONS

CHF thousands	31 Dec 2015	31 Dec 2014
Amounts due (to) / from related parties	-266	147
	<b>-266</b>	<b>147</b>

CHF thousands	31 Dec 2015	31 Dec 2014
<b>OPERATING STATEMENT TRANSACTIONS</b>		
Contribution to CADF	-1 100	-1 100
Office & shared services revenue	154	141
	<b>-946</b>	<b>-959</b>

## 20. OPERATING LEASES

The total amount due under operating leases is :

CHF thousands	31 Dec 2015	31 Dec 2014
Office Equipment	43	102
Property leases	255	284
	<b>298</b>	<b>386</b>

All operating leases expire in < 5 years



## 21. OTHER ITEMS

- **Risk management**

UCI's Management Committee and management make a regular analysis of the strategic and operational risk that the UCI may face. The main risks that are likely to have a significant impact on the UCI's finances are assessed and covered by a plan of action and protection measures. The UCI's management is responsible for implementing these measures, the enforcement and effectiveness of which are regularly overseen by the President.

- **Contingent assets pledged and liabilities:**

- Current account assets and investments with one of the banks, totalling CHF 9.7M are pledged to cover a bank credit facility of CHF 3.0M. The facility was not used in 2014 or 2013.
- A mortgage note of CHF 1.0M on the Aigle administrative building is pledged to another bank by way of guarantee for forward transactions and currency options. There were no open transactions at 31 December 2015 (2014 : Nil)

- **Assets held for a third party**

UCI has opened two bank accounts in its own name on behalf of the African Cycling Confederation. These fiduciary assets whose balances amounted to CHF 86,772.24 and USD 64,157.71 on 31 December 2015 and CHF 63 402.09 and USD 53,131.02 on 31 December 2014 do not appear on the UCI's balance sheet.

# Auditors' Report

## on the Statutory Financial Statements



**KPMG SA**  
**Audit Western Switzerland**

Avenue du Théâtre 1  
CH-1005 Lausanne

P.O. Box 6663  
CH-1002 Lausanne

Telephone +41 58 249 45 55  
Fax +41 58 249 45 65  
Internet www.kpmg.ch

### Report of the Statutory Auditor to the Congress of the Union Cycliste Internationale Union Cycliste Internationale, Aigle

As statutory auditor, we have audited the accompanying financial statements of Union Cycliste Internationale presented on pages 110 to 112, which comprise the balance sheet, income statement and notes for the year ended 31 December 2015.

#### MANAGEMENT COMMITTEE'S RESPONSIBILITY

The Management Committee is responsible for the preparation of the financial statements in accordance with the requirements of Swiss law and the company's articles of incorporation. This responsibility includes designing, implementing and maintaining an internal control system relevant to the preparation of financial statements that are free from material misstatement, whether due to fraud or error. The Management Committee is further responsible for selecting and applying appropriate accounting policies and making accounting estimates that are reasonable in the circumstances.

#### AUDITOR'S RESPONSIBILITY

Our responsibility is to express an opinion on these financial statements based on our audit. We conducted our audit in accordance with Swiss law and Swiss Auditing Standards. Those standards require that we plan and perform the audit to obtain reasonable assurance whether the financial statements are free from material misstatement.

An audit involves performing procedures to obtain audit evidence about the amounts and disclosures in the financial statements. The procedures selected depend on the auditor's judgment, including the assessment of the risks of material misstatement of the financial statements, whether due to fraud or error. In making those risk assessments, the auditor considers the internal control system relevant to the entity's preparation of the financial statements in order

to design audit procedures that are appropriate in the circumstances, but not for the purpose of expressing an opinion on the effectiveness of the entity's internal control system. An audit also includes evaluating the appropriateness of the accounting policies used and the reasonableness of accounting estimates made, as well as evaluating the overall presentation of the financial statements. We believe that the audit evidence we have obtained is sufficient and appropriate to provide a basis for our audit opinion.

#### OPINION

In our opinion, the financial statements for the year ended 31 December 2015 comply with Swiss law and the company's articles of incorporation.

##### Report on Other Legal Requirements

We confirm that we meet the legal requirements on licensing according to the Auditor Oversight Act (AOA) and independence (article 728 CO and article 11 AOA) and that there are no circumstances incompatible with our independence.

In accordance with article 728a paragraph 1 item 3 CO and Swiss Auditing Standard 890, we confirm that an internal control system exists, which has been designed for the preparation of financial statements according to the instructions of the board of association.

We recommend that the financial statements submitted to you be approved.

KPMG SA

Pierre Henri Pigeon  
Licensed Audit Expert  
Auditor in Charge

Cédric Rigoli  
Licensed Audit Expert

Lausanne, 30th May 2016



# Statutory Financial Statements

## I. BALANCE SHEET

CHF thousands	31 Dec 2015	31 Dec 2014
<b>ASSETS</b>		
<b>CURRENT ASSETS</b>		
Cash & cash equivalents	6 359	10 443
Receivables from Services	4 265	5 398
Other Short-Term Receivables	963	1 513
Inventory	15	-
Prepayments & deferred expenses	4 982	289
<b>Total Current Assets</b>	<b>16 584</b>	<b>17 643</b>
<b>NON-CURRENT ASSETS</b>		
Financial assets	16 159	17 241
Tangible fixed assets	9 053	9 036
Long-term deferred expenses	-	2 410
<b>Total Non-Current Assets</b>	<b>25 212</b>	<b>28 687</b>
<b>RESTRICTED ASSETS</b>		
UCI WorldTour reserve funds	2 179	2 634
Cash guarantees held	6 808	7 384
<b>Total Restricted Assets</b>	<b>8 987</b>	<b>10 018</b>
<b>TOTAL ASSETS</b>	<b>50 783</b>	<b>56 348</b>
<b>LIABILITIES, FUND BALANCES &amp; RESERVES</b>		
<b>CURRENT LIABILITIES</b>		
Accounts payable	-2 967	-4 795
Other payables	-523	-486
Provisions	-248	-70
Deferred revenues	-17 845	-12 228
Accrued Liabilities	-2 058	-1 464
<b>Total Current Liabilities</b>	<b>-23 641</b>	<b>-19 043</b>
<b>NON-CURRENT LIABILITIES</b>		
Long-term deferred revenues	-386	-8 212
<b>Total Non-Current Liabilities</b>	<b>-386</b>	<b>-8 212</b>
<b>FUND CAPITAL - RESTRICTED FUNDS</b>		
<b>Total Fund Capital</b>	<b>-9 005</b>	<b>-10 036</b>
<b>ORGANISATION CAPITAL</b>		
Free Capital	-16 050	-17 355
Tied Capital	-1 701	-1 701
<b>Total Organisation Capital</b>	<b>-17 751</b>	<b>-19 056</b>
<b>TOTAL LIABILITIES</b>	<b>-50 783</b>	<b>-56 347</b>

## II. INCOME STATEMENT

CHF thousands	Year Ended 31/12/2015	Year Ended 31/12/2014
Revenues	32 185	33 886
Direct costs	-19 777	-22 386
<b>GROSS MARGIN</b>	<b>12 408</b>	<b>11 500</b>
Cost of Personnel	-9 365	-8 381
Other Operating Expense	-2 734	-3 688
Depreciation	-533	-378
<b>Operating expenses</b>	<b>-12 632</b>	<b>-12 447</b>
<b>Operating Result</b>	<b>-224</b>	<b>-947</b>
Financial Result	-1 081	781
<b>ORDINARY RESULT</b>	<b>-1 305</b>	<b>-166</b>
Allocations (To/From Reserves)	-	210
<b>PROFIT/LOSS</b>	<b>-1 305</b>	<b>44</b>

## III. NOTE

### 1. ACCOUNTING PRINCIPLES

The Financial Statements have been prepared in accordance with Swiss GAAP RPC (Accounting and Reporting Recommendations) and the Swiss Code of Obligations (CO), applying where necessary specific UCI regulations. Specific accounting policies are detailed below.

The financial statements are presented in thousands of Swiss Francs (CHF) as a result of which some rounding differences may appear in the accounts. They have been prepared on an accruals basis under the historic cost convention.

### 2. COMPANY INFORMATION

The Union Cycliste Internationale (UCI) is registered under the number CHE-107.741.983 at the Commercial Registry of the Canton of Vaud. The UCI is an Association under Swiss law with its registered office at Chemin de la Mêlée, 12, 1860 Aigle, Vaud, Switzerland

On average, the UCI has fewer than 250 full-time employees

### 3. INVESTMENTS IN AFFILIATES

Name	Legal Status	Registered Number	Registered Office	% holding	% voting rights
Centre Mondial du Cyclisme	Foundation	CHE-101.181.873	Chemin de la Mêlée, 12, 1860 Aigle, VD	100%	55%
CMC Exploitation SA	Limited Company	CHE-102.185.276	Chemin de la Mêlée, 12, 1860 Aigle, VD	92%	55%
Global Cycling Promotion SA	Limited Company	CHE-388.212.695	Chemin de la Mêlée, 12, 1860 Aigle, VD	100%	100%
Cycling Anti-Doping Foundation	Foundation	CHE-114.131.672	Chemin de la Mêlée, 12, 1860 Aigle, VD	100%	0%

A fair value provision has been booked against the UCI's investments in its affiliates and therefore they do not appear on the UCI's balance sheet

#### 4. FINANCE LEASE OBLIGATIONS

The total non-discounted cost of future obligations from finance leases are as follows :

CHF thousands	DUE < 1 YEAR		DUE > 1 YEAR	
	31 Dec 15	31 Dec 14	31 Dec 15	31 Dec 14
Vehicle Lease	8	-	19	-

#### 5. PENSION SCHEME DEBTS

The total amount due at 31 December 2015 in respect of pension contributions was CHF 10,701 (2014 : CHF 12,090)

#### 6. GUARANTEES GIVEN

Other than rental deposits recorded in the balance sheet, no guarantees had been given at 31 December 2015 (2014 : None)

#### 7. ASSETS PLEDGED

Current account assets and investments with one of the banks, totalling CHF 9.7M are pledged to cover a bank credit facility of CHF 3.0M. The facility was not used in 2015 or 2014.

A mortgage note of CHF 1M on the Aigle administrative building is pledged to another bank by way of guarantee for forward transactions and currency options. There were no open transactions at 31 December 2015 (2014 : Nil)

#### 8. CONDITIONAL LIABILITIES

No conditional liabilities existed at 31 December 2015 (2014 : None)

#### 9. POST BALANCE SHEET EVENTS

There were no post balance sheet events having a material impact of the organisation's situation at 31 December 2015





# UCI WorldTour

The UCI WorldTour is not an independent legal entity, but an activity of the UCI which is managed by a committee, the Professional Cycling Council (PCC), representing the UCI, organisers, teams and riders and is under the responsibility of UCI's Management Committee. Personnel working for the management

and operation of the UCI WorldTour are thus part of UCI staff and all of the costs and income are included in the UCI's accounts. The financial flows specific to the UCI WorldTour are detailed below.

CHF'000	2015	21014
<b>REVENUES</b>		
Team Fees	1 406	1 675
Organiser Fees	931	1 152
Other revenues	161	-
<b>Total Revenues</b>	<b>2 498</b>	<b>2 827</b>
<b>DIRECT COSTS</b>		
Team assessment & audit	-457	-165
Commissaires & officials	-338	-257
Meetings, seminaires, work groups	-385	-366
Event Evaluation	-51	-120
Stakeholder contributions	-300	-300
Marketing & communication	-51	-54
Other direct costs	-25	-78
<b>Total Direct Costs</b>	<b>-1 607</b>	<b>-1 340</b>
<b>GROSS MARGIN</b>	<b>891</b>	<b>1 487</b>
<b>OPERATING EXPENSES</b>		
UCI WorldTour personnel	-503	-479
UCI shared resources	-875	-773
<b>Total Operating Expenses</b>	<b>-1 378</b>	<b>-1 252</b>
<b>OPERATING PROFIT/(LOSS)</b>	<b>-487</b>	<b>235</b>
Use of Reserve Fund	203	-
<b>NET RESULT</b>	<b>-284</b>	<b>235</b>



The UCI WorldTour Reserve Fund, shown under Restricted Funds in the UCI balance sheet and described in Note 16 to the UCI Consolidated Financial Statements is reconciled below.

<b>EUROS '000</b>	<b>2015</b>	<b>21014</b>
Fund balance at 1 January	2 191	2 191
Net change in the year	-188	-
<b>FUND BALANCE AT 31 DECEMBER</b>	<b>2 003</b>	<b>2 191</b>
<b>REPRESENTED BY</b>		
Cash at bank at 31 December	1 761	2 139
Creditors at 31 December	242	52
	<b>2 003</b>	<b>2 191</b>
<b>AMOUNTS IN SWISS FRANCS</b>	<b>2 179</b>	<b>2 634</b>

# List of National Federations

<b>AFGHANISTAN</b>	Afghanistan Cycling Federation	<b>CROATIA</b>	Hrvatski Biciklisticki Savez
<b>ALBANIA</b>	Albanian Cycling Federation	<b>CUBA</b>	Federación Cubana de Ciclismo
<b>ALGERIA</b>	Fédération Algérienne de Cyclisme	<b>CYPRUS</b>	Cyprus Cycling Federation
<b>ANDORRA</b>	Federació Andorrana de Ciclisme	<b>CZECH REPUBLIC</b>	Czech Cycling Federation
<b>ANGOLA</b>	Fédération Cycliste de L'angola	<b>DEMOCRATIC PEOPLE'S REPUBLIC OF KOREA</b>	Cycling Association of The Democratic People's Republic of Korea
<b>ANTIGUA AND BARBUDA</b>	Antigua & Barbuda Cycling Association	<b>DEMOCRATIC REPUBLIC OF THE CONGO</b>	Federation Cycliste de la Republique Democratique Du Congo
<b>ARGENTINA</b>	Unión Ciclista de la República Argentina	<b>DENMARK</b>	Danmarks Cykle Union
<b>ARMENIA</b>	Cycling Federation of Armenia	<b>DJIBOUTI</b>	Fédération Djiboutienne de Cyclisme
<b>ARUBA</b>	Aruba Wieler Bond	<b>DOMINICAN REPUBLIC</b>	Federación Dominicana de Ciclismo
<b>AUSTRALIA</b>	Cycling Australia	<b>ECUADOR</b>	Federación Ecuatoriana de Ciclismo
<b>AUSTRIA</b>	Austrian Cycling Federation	<b>EGYPT</b>	Egyptian Cycling Federation
<b>AZERBAIJAN</b>	Azerbaijan Cycling Federation	<b>EL SALVADOR</b>	Federación Salvadorena de Ciclismo
<b>BAHAMAS</b>	Bahamas Cycling Federation	<b>ERITREA</b>	Eritrean National Cycling Federation
<b>BAHRAIN</b>	Bahrain Cycling Association	<b>ESTONIA</b>	Estonian Cyclists Union
<b>BANGLADESH</b>	Bangladesh Cycling Federation	<b>ETHIOPIA</b>	Ethiopian Cycling Federation
<b>BARBADOS</b>	Barbados Cycling Union	<b>FIJI</b>	Cycling Fiji
<b>BELARUS</b>	Belarusian Cycling Federation	<b>FINLAND</b>	The Cycling Union of Finland
<b>BELGIUM</b>	Royale Ligue Velocipédique Belge	<b>FORMER YUGOSLAV REPUBLIC OF MACEDONIA</b>	Cycling Federation of Macedonia
<b>BELIZE</b>	Cycling Federation of Belize	<b>FRANCE</b>	Fédération Française de Cyclisme
<b>BENIN</b>	Fédération Béninoise de Cyclisme	<b>GABON</b>	Fédération Gabonaise de Cyclisme
<b>BERMUDA</b>	Bermuda Bicycle Association	<b>GAMBIA</b>	Gambia Cycling Association
<b>BOLIVARIAN REPUBLIC OF VENEZUELA</b>	Federacion Venezolana de Ciclismo	<b>GEORGIA</b>	Cycling Federation of Georgia
<b>BOLIVIA</b>	Federación Boliviana de Ciclismo	<b>GERMANY</b>	Bund Deutscher Radfahrer Ev.
<b>BOSNIA AND HERZEGOVINA</b>	Cycling Federation of Bosnia And Herzegovina	<b>GHANA</b>	Ghana Cycling Association
<b>BOTSWANA</b>	Botswana Cycling Association	<b>GREAT BRITAIN</b>	British Cycling Federation
<b>BRAZIL</b>	Confederação Brasileira de Ciclismo	<b>GREECE</b>	Hellenic Cycling Federation
<b>BRUNEI DARUSSALAM</b>	Brunei Darussalam Cycling Federation	<b>GRENADA</b>	Grenada Cycling Federation
<b>BULGARIA</b>	Bulgarian Cycling Union	<b>GUAM</b>	Guam Cycling Federation
<b>BURKINA FASO</b>	Fédération Burkinabe de Cyclisme	<b>GUATEMALA</b>	Federación Guatemalteca de Ciclismo
<b>BURUNDI</b>	Fédération Burundaise de Cyclisme	<b>GUINEA</b>	Fédération Guinéenne de Cyclisme
<b>CAMBODIA</b>	Cambodian Cycling Federation	<b>GUYANA</b>	Guyana Cycling Federation
<b>CAMEROON</b>	Fédération Camerounaise de Cyclisme	<b>HAITI</b>	Fédération Haïtienne de Cyclisme
<b>CANADA</b>	Canadian Cycling Association	<b>HONDURAS</b>	Federacion Nacional de Ciclismo de Honduras
<b>CAYMAN ISLANDS</b>	Cayman Islands Cycling Association	<b>HONG KONG, CHINA</b>	The Cycling Association of Hong Kong, China Limited
<b>CENTRAL AFRICAN REPUBLIC</b>	Federation Centrafricaine de Cyclisme	<b>HUNGARY</b>	Hungarian Cycling Federation
<b>CHILE</b>	Federación Ciclista de Chile	<b>ICELAND</b>	Icelandic Cycling Union
<b>CHINESE TAIPEI</b>	Chinese Taipei Cycling Association	<b>INDIA</b>	Cycling Federation of India
<b>COLOMBIA</b>	Federación Colombiana de Ciclismo	<b>INDONESIA</b>	Indonesian Cycling Federation
<b>COMOROS</b>	Fédération Comorienne de Cyclisme (suspendue)	<b>IRAQ</b>	Iraqi Cycling Federation
<b>CONGO</b>	Federation Congolaise de Cyclisme	<b>IRELAND</b>	Cycling Ireland
<b>COSTA RICA</b>	Federación Costarricense de Ciclismo		
<b>COTE D'IVOIRE</b>	Fédération Ivoirienne de Cyclisme		

<b>ISLAMIC REPUBLIC OF IRAN</b>	Cycling Federation of Islamic Republic of Iran
<b>ISRAEL</b>	Israel Cycling Federation
<b>ITALY</b>	Federazione Ciclistica Italiana
<b>JAMAICA</b>	Jamaica Cycling Federation
<b>JAPAN</b>	Japan Cycling Federation
<b>JORDAN</b>	Jordan Cycling Federation
<b>KAZAKHSTAN</b>	Kazakhstan Cycling Federation
<b>KENYA</b>	Kenya Cycling Federation
<b>KOREA</b>	Korea Cycling Federation
<b>KOSOVO</b>	Cycling Federation of Kosovo
<b>KUWAIT</b>	Kuwait Cycling Federation
<b>KYRGYZSTAN</b>	Kyrgys Cycling Federation
<b>LAO PEOPLE'S DEMOCRATIC REPUBLIC</b>	Lao Cycling Federation
<b>LATVIA</b>	Latvian Cycling Federation
<b>LEBANON</b>	Fédération Libanaise de Cyclisme
<b>LESOTHO</b>	Lesotho Cycling Association
<b>LIBERIA</b>	Liberia National Cycling Association
<b>LIBYA</b>	Libyan Cycling Federation
<b>LIECHTENSTEIN</b>	Liechtensteiner Radfahrerverband
<b>LITHUANIA</b>	Lithuanian Cycling Federation
<b>LUXEMBOURG</b>	Fédération Du Sport Cycliste Luxembourgeois
<b>MACAO, CHINA</b>	Associação de Ciclismo de Macao, Chine
<b>MADAGASCAR</b>	Fédération Malgache de Cyclisme
<b>MALAWI</b>	Cycling Federation of Malawi
<b>MALAYSIA</b>	Malaysian National Cycling Federation
<b>MALI</b>	Fédération Malienne de Cyclisme
<b>MALTA</b>	Malta Cycling Federation
<b>MAURITANIA</b>	Fédération Mauritanienne de Cyclisme
<b>MAURITIUS</b>	Fédération Mauricienne de Cyclisme
<b>MEXICO</b>	Federación Mexicana de Ciclismo
<b>MONACO</b>	Fédération Monegasque de Cyclisme
<b>MONGOLIA</b>	Mongolian Cycling Federation
<b>MONTENEGRO</b>	Cycling Association of Montenegro
<b>MOROCCO</b>	Fédération Royale Marocaine de Cyclisme
<b>MOZAMBIQUE</b>	Federação Moçambicana de Ciclismo
<b>MYANMAR</b>	Myanmar Cycling Federation
<b>NAMIBIA</b>	Namibian Cycling Federation
<b>NEPAL</b>	Nepal Cycling Association
<b>NETHERLANDS</b>	Koninklijke Nederlandsche Wielren Unie
<b>NEW ZEALAND</b>	Cycling New Zealand
<b>NICARAGUA</b>	Federación Nicaraguense de Ciclismo
<b>NIGER</b>	Fédération Nigérienne de Cyclisme (suspendue)
<b>NIGERIA</b>	Cycling Federation of Nigeria
<b>NORWAY</b>	Norges Cykleforbund
<b>OMAN</b>	Oman Cycling Association
<b>PAKISTAN</b>	Pakistan Cycling Federation
<b>PANAMA</b>	Federación Panamena de Ciclismo
<b>PARAGUAY</b>	Federación Paraguaya de Ciclismo
<b>PEOPLE'S REPUBLIC OF CHINA</b>	Chinese Cycling Association
<b>PERU</b>	Federación Deportiva Peruana de Ciclismo

<b>PHILIPPINES</b>	Philcycling Integrated Cycling Federation of The Philippines
<b>POLAND</b>	Union Cycliste de Pologne
<b>PORTUGAL</b>	Federação Portuguesa de Ciclismo
<b>PUERTO RICO</b>	Federación de Ciclismo de Puerto Rico
<b>QATAR</b>	Qatar Cycling Federation
<b>REPUBLIC OF MOLDOVA</b>	Moldavian Cycling Federation
<b>ROMANIA</b>	Romanian Cycling Federation
<b>RUSSIAN FEDERATION</b>	Russian Cycling Federation
<b>RWANDA</b>	Federation Rwandaise de Cyclisme
<b>SAINT KITTS AND NEVIS</b>	St Kitts And Nevis Cycling Federation
<b>SAINT LUCIA</b>	St. Lucia Cycling Association
<b>SAINT VINCENT AND THE GRENADINES</b>	St-vincent & Grenadines Cycling Union
<b>SAN MARINO</b>	Federazione Sammarinese Ciclismo
<b>SAO TOME AND PRINCIPE</b>	Federation Santomeenne de Cyclisme
<b>SAUDI ARABIA</b>	Saudi Cycling Federation
<b>SENEGAL</b>	Fédération Sénégalaise de Cyclisme
<b>SERBIA</b>	Cycling Federation of Serbia
<b>SEYCHELLES</b>	Seychelles Cycling Association
<b>SIERRA LEONE</b>	Sierra Leone National Cycling Association
<b>SINGAPORE</b>	Singapore Cycling Federation
<b>SLOVAKIA</b>	Slovak Cycling Federation
<b>SLOVENIA</b>	Fédération Slovène de Cyclisme
<b>SOMALIA</b>	Somali Cycling Federation
<b>SOUTH AFRICA</b>	Cycling South Africa
<b>SPAIN</b>	Real Federación Española de Ciclismo
<b>SRI LANKA</b>	Cycling Federation of Sri Lanka
<b>SUDAN</b>	Sudan Cycling Federation
<b>SURINAME</b>	Surinaamse Wielren Unie
<b>SWAZILAND</b>	Cycling Association of Swaziland
<b>SWEDEN</b>	Svenska Cykelförbundet
<b>SWITZERLAND</b>	Swiss Cycling
<b>SYRIAN ARAB REPUBLIC</b>	Syrian Arab Cycling Federation
<b>THAILAND</b>	Thai Cycling Association
<b>TIMOR LESTE</b>	Timor Leste Cycling
<b>TOGO</b>	Fédération Togolaise de Cyclisme
<b>TRINIDAD AND TOBAGO</b>	Trinidad And Tobago Cycling Federation
<b>TUNISIA</b>	Fédération Tunisienne de Cyclisme
<b>TURKEY</b>	Turkish Cycling Federation
<b>TURKMENISTAN</b>	Cycling Federation of Turkmenistan
<b>UGANDA</b>	Uganda Cycling Association
<b>UKRAINE</b>	Fédération Ukrainienne de Cyclisme
<b>UNITED ARAB EMIRATES</b>	U.A.E. Cycling Federation
<b>UNITED REPUBLIC OF TANZANIA</b>	Cycling Association of Tanzania
<b>UNITED STATES OF AMERICA</b>	USA Cycling
<b>URUGUAY</b>	Federacion Ciclista Uruguayaya
<b>UZBEKISTAN</b>	Uzbekistan Cycling Federation
<b>VANUATU</b>	Vanuatu Amateur Cycling Federation
<b>VIETNAM</b>	Vietnam Cycling Federation
<b>VIRGIN ISLANDS</b>	Virgin Islands Cycling Federation
<b>YEMEN</b>	Yemen Cycling Federation
<b>ZAMBIA</b>	Cycling Association of Zambia
<b>ZIMBABWE</b>	Cycling Zimbabwe Association

# Management Committee and General Organisation

## MANAGEMENT COMMITTEE

### PRESIDENT

Mr Brian COOKSON (GBR)

### VICE-PRESIDENTS

Dr Mohamed Wagih AZZAM (EGY)

Ms Tracey GAUDRY (AUS)

Mr David LAPPARTIENT (FRA)

### MEMBERS

Mr Mohammed BEN EL MAHI (MAR)

Mr Hee Wook CHO (KOR)

Mr Renato DI ROCCO (ITA)

Mr Artur LOPES (POR)

Mr Igor Viktorovich MAKAROV (RUS)

Mr Emin MÜFTÜOĞLU (TUR)

Mr José Manuel PELAEZ (CUB)

Mr Mike PLANT (USA)

Mr Marian STETINA (CZE)

Mr Harald TIEDEMANN HANSEN (NOR)

Mr Tom VAN DAMME (BEL)

### CO-OPTED MEMBER

Mr Bobbie TRAKSEL (NED) as President of the Athletes' Commission

*(Composition at 31 December 2015)*

## GENERAL ORGANISATION

**Congress**



**President**

Management Committee

Executive Board



**Director General**

Administrative Services



**Commissions**

**Independent Unit**

Cycling Anti-Doping Foundation (CADF)

*(Status at 31 December 2015)*



50

MUNDO MEDITERRANEO  
MALLORCA

AA DRINK  
Crelan  
AA DRINK  
AFTER ACTIVITY DRINK  
TRADE MARK  
AA DRINK

HET LAATS

eko

# Commissions

## PROFESSIONAL CYCLING COUNCIL

---

### **PRESIDENT**

Mr David LAPPARTIENT (FRA)

### **MEMBERS APPOINTED BY THE UCI MANAGEMENT COMMITTEE**

Mr Gilles Delion (FRA)

Mr Marco Pinotti (ITA)

Mr Mike Plant (USA)

- *To be appointed*

Mr Tom Van Damme (BEL)

### **RIDERS' REPRESENTATIVE**

Mr Bernhard Eisel (AUT)

### **MEMBERS APPOINTED BY THE ASSOCIATIONS**

Mr Gianni Bugno (ITA)

*Member appointed by the CPA*

Mr Luuc Eisenga (NED)

*AIGCP member appointed by a UCI WorldTeam*

Mr Iwan Spekenbrink (NED)

*AIGCP member appointed by a UCI WorldTeam*

Mr Richard Chassot (SUI)

*Member appointed by the other race organisers of the UCI WorldTour, a member of the AIOCC*

Mr Christian Prudhomme (FRA)

*Member appointed by the other race organisers of the UCI WorldTour, a member of the AIOCC*

### **HONORARY PRESIDENT**

Mr Vittorio Adorni (ITA)

## ROAD COMMISSION

---

### **PRESIDENT**

Mr Tom VAN DAMME (BEL)

### **MEMBERS APPOINTED BY THE UCI MANAGEMENT COMMITTEE**

Mr Stefano Feltrin (ITA)

Mr Alexander Gusyatnikov (RUS)

Mr Charlie Jackson (GBR)

Mr Sean Petty (USA)

Ms Yvonne Mattsson (SWE)

### **ORGANISERS' REPRESENTATIVE, MEMBER OF THE AIOCC**

Mr Ed Buchette (LUX)

### **RIDERS' REPRESENTATIVES, MEMBERS OF THE ATHLETES' COMMISSION**

Ms Marianne Vos (NED)

Ms Iris Slappendel (NED)

### **DEVELOPMENT TEAMS' REPRESENTATIVE**

Mr Pierre-Yves Chatelon (FRA)

### **UCI PROFESSIONAL CONTINENTAL TEAMS REPRESENTATIVE, DESIGNATED BY THE AIGCP**

Mr Luuc Eisenga (NED)

## TRACK COMMISSION

---

### **PRESIDENT**

Mr Marian STETINA (CZE)

### **MEMBERS APPOINTED BY THE UCI MANAGEMENT COMMITTEE**

Mr Gabriel Curuchet (ARG)

Ms Tanya Dubnicoff (CAN)

Mr Toni Kirsch (GER)

Mr William Newman (RSA)

Mr Jos Smets (BEL)

Mr John Tolkamp (CAN)

Mr Kevin Tabotta (AUS)

### **RIDERS' REPRESENTATIVE**

Mr Teun Mulder (NED)

### **RIDERS' REPRESENTATIVE, MEMBER OF THE ATHLETES' COMMISSION**

Ms Anna Meares (AUS)



## MOUNTAIN BIKE COMMISSION

### PRESIDENT

Mr Emin MÜFTÜOĞLU (TUR)

### MEMBERS APPOINTED BY THE UCI MANAGEMENT COMMITTEE

Mr Mannie Heymans (NAM)

Mr Brian Jolly (CAN)

Mr Thierry Maréchal (BEL)

### RIDERS' REPRESENTATIVE (GRAVITY AND CROSS-COUNTRY), MEMBERS OF THE ATHLETES' COMMISSION

Mr Greg Minnaar (RSA)

*Gravity representative*

Ms Georgia Gould (USA)

*Cross-country representative*

## BMX COMMISSION

### PRESIDENT

Mr Artur LOPES (POR)

### MEMBERS APPOINTED BY THE UCI MANAGEMENT COMMITTEE

Mr Roger Rinderknecht (SUI)

Ms Jolanda Polkamp (NED)

Mr Jose Luiz Vasconcellos (BRA)

Ms Sarah Walker (NZL)

### RIDERS' REPRESENTATIVE, MEMBER OF THE ATHLETES' COMMISSION

Ms Mariana Pajon (COL)

## PARA-CYCLING COMMISSION

### PRESIDENT

Mr Mohammed BEN EL MAHI (MAR)

### MEMBERS APPOINTED BY THE UCI MANAGEMENT COMMITTEE

Mr Peter Day (AUS)

Ms Catherine Gastou (FRA)

Mr Roger Getzmann (SUI)

Mr Roberto Rancilio (ITA)

Ms Marianna Davis (USA)

### RIDERS' REPRESENTATIVE

Ms Sarah Storey (GBR)

### RIDERS' REPRESENTATIVE, MEMBER OF THE ATHLETES' COMMISSION

Ms Greta Neimanas (USA)

## CYCLO-CROSS COMMISSION

### PRESIDENT

Mr Mike PLANT (USA)

### MEMBERS APPOINTED BY THE UCI MANAGEMENT COMMITTEE

Mr Geoff Proctor (USA)

Mr Beat Wabel (SUI)

Ms Helen Wyman (GBR)

Mr Sven Nys (BEL)

### RIDERS' REPRESENTATIVE, MEMBERS OF THE ATHLETES' COMMISSION

Ms Marianne Vos (NED)

## TRIALS COMMISSION

### PRESIDENT

Mr Peter FISCH (SUI)

### MEMBERS APPOINTED BY THE UCI MANAGEMENT COMMITTEE

Mr Joël Bourret (FRA)

Ms Karin Moor (SUI)

### RIDERS' REPRESENTATIVE, MEMBER OF THE ATHLETES' COMMISSION

Mr Kenny Belaey (BEL)

## INDOOR CYCLING COMMISSION

### PRESIDENT

Mr Marian STETINA (CZE)

### MEMBERS APPOINTED BY THE UCI MANAGEMENT COMMITTEE

Ms Claudia Bee (GER)

Mr Hanspeter Flachsmann (SUI)

Mr Yoshiyuki Taenaka (JPN)

Mr Peter Vandeberg (NED)

### RIDERS' REPRESENTATIVE, MEMBER OF THE ATHLETES' COMMISSION

Mr Manuel Kopp (GER)

## ATHLETES' COMMISSION

---

### PRESIDENT

Mr Bobbie TRAKSEL (NED)  
*Road*

### MEMBERS

Ms Iris Slappendel (NED)  
*Road*

Mr Greg Minnaar (RSA)  
*MTB*

Ms Georgia Gould (USA)  
*MTB*

Mr Donny Robinson (USA)  
*BMX*

Ms Mariana Pajon (COL)  
*BMX*

Mr Tobias Frankhauser (SUI)  
*Para-cycling*

Ms Greta Neimanas (USA)  
*Para-cycling*

Mr Kevin Sireau (FRA)  
*Track*

Ms Anna Meares (AUS)  
*Track*

Ms Marianne Vos (NED)  
*Cyclo-cross*

Mr Kenny Belaey (BEL)  
*Trials*

Mr Manuel Kopp (GER)  
*Indoor cycling*

## MASS PARTICIPATION EVENTS COMMISSION

---

### PRESIDENT

Ms Tracey GAUDRY (AUS)

### MEMBERS APPOINTED BY THE UCI MANAGEMENT COMMITTEE

Mr Trevor Bailey (VIN)

Mr Andy Cook (GBR)

Mr Jon Leighton (AUS)

Mr Ricardo Nogare (BRA)

Mr Tone Lien (NOR)

Mr Gianluca Santilli (ITA)

## ADVOCACY COMMISSION

---

### PRESIDENT

Ms Tracey GAUDRY (AUS)

### MEMBERS APPOINTED BY THE UCI MANAGEMENT COMMITTEE

Ms Pia Allerslev (DEN)

Mr Tim Blumenthal (USA)

Mr Patrick François (FRA)

## WOMEN'S COMMISSION

---

### PRESIDENT

Ms Tracey GAUDRY (AUS)

### MEMBERS APPOINTED BY THE UCI MANAGEMENT COMMITTEE

Mr Martin Barras (AUS)  
*National Coach (road/track)*

Ms Karen Bliss (USA)  
*Industry representative*

Mr Mark Butterman (GER)  
*Media*

Ms Kristy Scrymgeour (AUS)  
*Team owner*

Mr Thibaud Coudriou (FRA) / Mr Thierry Gouvenou (FRA)  
*Event organisers*

### RIDERS' REPRESENTATIVE

Ms Katie Compton (USA)  
*Cyclo-cross*

## EQUIPMENT COMMISSION

---

### PRESIDENT

Mr Harald TIEDEMANN HANSEN (NOR)

### MEMBERS

Mr Rolf Aldag (GER)  
*Former professional rider*

Mr Pascal Chanteur (FRA)  
*Member appointed by the CPA*

Mr Carsten Jeppesen (DEN)  
*UCI WorldTeam Management member*

Mr Robbert de Kock (NED)  
*Cycling industry representative*

Prof. Jan-Anders Manson (SWE)  
*Technology Expert*

Mr Alex Roussel (FRA)  
*Cycling mechanic*

Ms Martina Schär (SUI)  
*Cycling fans' representative*

Mr Martijn Swinkels (NED)  
*UCI Commissaire*

Mr Bobbie Traksel (NED)  
*Riders' representative*

## COMMISSAIRES COMMISSION

---

### **PRESIDENT**

Mr Renato DI ROCCO (ITA)

### **MEMBERS**

Mr Guy Dobbelaere (BEL)  
Ms Rosella Bonfanti (ITA)  
Mr Alexander Donike (GER)  
Mr Benno Nijland (NED)  
Mr Philippe Marien (BEL)  
Mr Norm McCann (NZL)  
Mr Peter Fisch (SUI)  
Mr Peter Vandeberg (NED)  
Ms Catherine Gastou (FRA)

## INTERNATIONAL DEVELOPMENT AND NATIONAL FEDERATIONS' COMMISSION

---

### **PRESIDENT**

Mr Brian COOKSON (GBR)

### **MEMBERS APPOINTED BY THE UCI MANAGEMENT COMMITTEE**

Dr Mohamed Wagih Azzam (EGY) \*  
Mr Hee Wook Cho (KOR) \*  
Ms Tracey Gaudry (AUS) \*  
Mr David Lappartient (FRA)\*  
Mr Jose Manuel Pelaez (CUB) \*

## ANTI-DOPING COMMISSION

---

### **PRESIDENT**

Mr Artur LOPES (POR)

### **MEMBERS APPOINTED BY THE UCI MANAGEMENT COMMITTEE**

Mr Chris Jarvis (GBR)  
Ms Marjolaine Viret (SUI)

## MEDICAL COMMISSION

---

### **PRESIDENT**

Dr Mohamed Wagih AZZAM (EGY)

### **MEMBERS APPOINTED BY THE UCI MANAGEMENT COMMITTEE**

Ms Katharina Grimm (GER)  
Mr Artur Lopes (POR)  
Mr Armand Mégret (FRA)  
Mr Olaf Schumacher (GER)

## AUDIT COMMITTEE

---

### **PRESIDENT**

Mr Mike PLANT (USA)

### **MEMBERS**

Mr Marian Stetina (CZE)  
Mr Harald Tiedemann Hansen (NOR)  
Mr Igor Viktorovich Makarov (RUS)

## REMUNERATION COMMISSION

---

### **PRESIDENT**

Mr Mike PLANT (USA)

### **MEMBERS**

Mr Brian Cookson (GBR)  
Mr Renato Di Rocco (ITA)

*\* or other persons nominated by them.*

---

## LICENCE COMMISSION

---

### **PRESIDENT**

Mr Pierre ZAPPELLI (SUI)

### **MEMBERS**

Mr Paolo Franz (SUI)

Mr Hans Höhener (SUI)

Mr André Hürter (SUI)

---

## DISCIPLINARY COMMISSION - ARBITRAL BOARD

---

### **PRESIDENTS**

#### **Disciplinary Commission:**

Mr Jean-Pierre MORAND (SUI)

#### **Arbitral Board:**

Mr Mohammed BEN EL MAHI (MAR)

### **MEMBERS**

Mr Yao Allah-Kouame (CIV)

Mr Eduardo S. C. Amorim (BRA)

Mr Peter Bartels (AUS)

Mr Phill Bates (AUS)

Mr Victor Berezov (RUS)

Mr Josep-D. Bochaca (ESP)

Mr Marco Bognetti (ITA)

Mr Rocco Cattaneo (SUI)

Ms Norma Gimondi (ITA)

Mr Paolo Giucastro (ITA)

Ms Maria-Laura Guardamagna (ITA)

Mr Tatsuo Hayashi (JPN)

Mr Volker Hesse (AUT)

Mr Roland Hofer (SUI)

Mr Luciano Hostins (BRA)

Mr Madis Lepajoe (EST)

Mr Philippe Marien (BEL)

Mr Paul Mauriac (FRA)

Mr Lucien Maurin (FRA)

Mr Giovanni Meraviglia (ITA)

Mr Jean-Pierre Morand (SUI)

Mr Julien Mordacq (FRA)

Mr Gabriel Nigon (SUI)

Mr Mika Niskanen (FIN)

Mr Thilo Pachmann (SUI)

Mr Patrice Roy (FRA)

Mr Mohamed Sahnoun (GHA)

Mr Alexis Schoeb (SUI)

Mr Martijn Swinkels (NED)

Mr Wim Van Herreweghe (BEL)

---

## ANTI-DOPING TRIBUNAL

---

### **MEMBERS**

Prof. Ulrich Haas (GER)

Ms Emily Wisnosky (USA)

Mr Andreas Zagklis (GRE)

Mr Julien Zylberstein (FRA)

---

## ETHICS COMMISSION

---

### **PRESIDENT**

Mr Richard LEGGAT (NZL)

### **MEMBERS**

Mr Bernard Foucher (FRA)

Mr John Tolkamp (CAN)

Mr Marcel Wintels (NED)

### **COORDINATOR**

Mr Loïc Loutan (SUI)

*appointed outside of UCI staff*



# 2015 RESULTS & STANDINGS

## ROAD

### UCI ROAD WORLD CHAMPIONSHIPS

#### RICHMOND (USA) 20-27.09.2015

##### Elite Men road race

1. Peter SAGAN (SVK)
2. Michael MATTHEWS (AUS)
3. Ramunas NAVARDAUSKAS (LTU)

##### U23 Men road race

1. Kevin LEDANOIS (FRA)
2. Simone CONSONNI (ITA)
3. Anthony TURGIS (FRA)

##### Junior Men road race

1. Felix GALL (AUT)
2. Clément BETOUIGT-SUIRE (FRA)
3. Rasmus PEDERSEN (DEN)

##### Elite Women road race

1. Elisabeth ARMITSTEAD (GBR)
2. Anna VAN DER BREGGEN (NED)
3. Megan GUARNIER (USA)

##### Junior Women road race

1. Chloe DYGERT (USA)
2. Emma WHITE (USA)
3. Agnieszka SKALNIAK (POL)

##### Elite Women time trial

1. Vasil KIRYIENKA (BLR)
2. Adriano MALORI (ITA)
3. Jérôme COPPEL (FRA)

##### U23 Men time trial

1. Mads Würtz SCHMIDT (DEN)
2. Maximilian SCHACHMANN (GER)
3. Lennard KAMNA (GER)

##### Junior Men time trial

1. Leo APPELT (GER)
2. Adrien COSTA (USA)
3. Brandon MCNUITY (USA)

##### Elite Women time trial

1. Linda Melanie VILLUMSEN (NZL)
2. Anna VAN DER BREGGEN (NED)
3. Lisa BRENNAUER (GER)

##### Junior Women time trial

1. Chloe DYGERT (USA)
2. Emma WHITE (USA)
3. Anna-Leeza HULL (AUS)

##### Elite Men team time trial

1. BMC RACING TEAM (USA)
2. ETIXX – QUICK STEP (BEL)
3. MOVISTAR TEAM (ESP)

##### Elite Women team time trial

1. VELOCIO - SRAM (GER)
2. BOELS DOLMANS CYCLING TEAM (NED)
3. RABO LIV WOMEN CYCLING TEAM (NED)

## UCI WORLDTOUR

### Results

#### Santos Tour Down Under (AUS)

1. Rohan DENNIS (AUS)
2. Richie PORTE (AUS)
3. Cadel EVANS (AUS)

#### Paris-Nice (FRA)

1. Richie PORTE (AUS)
2. Michal KWIATKOWSKI (POL)
3. Simon SPILAK (SLO)

#### Tirreno-Adriatico (ITA)

1. Nairo Alexander QUINTANA ROJAS (COL)
2. Bauke MOLLEMA (NED)
3. Rigoberto URAN URAN (COL)

#### Milano-Sanremo (ITA)

1. John DEGENKOLB (GER)
2. Alexander KRISTOFF (NOR)
3. Michael MATTHEWS (AUS)

#### Volta Ciclista a Catalunya (ESP)

1. Richie PORTE (AUS)
2. Alejandro VALVERDE BELMONTE (ESP)
3. Domenico POZZOVIVO (ITA)

#### E3 Harelbeke (BEL)

1. Geraint THOMAS (GBR)
2. Zdenek STYBAR (CZE)
3. Matteo TRENTIN (ITA)

#### Gent-Wevelgem in Flanders Fields (BEL)

1. Luca PAOLINI (ITA)
2. Niki TERPSTRA (NED)
3. Geraint THOMAS (GBR)

#### Ronde van Vlaanderen

1. Alexander KRISTOFF (NOR)
2. Niki TERPSTRA (NED)
3. Greg VAN AVERMAET (BEL)

#### Vuelta Ciclista al País Vasco (ESP)

1. Joaquin RODRIGUEZ OLIVER (ESP)
2. Sergio Luis HENAO MONTOYA (COL)
3. Jon IZAGUIRRE INSAUSTI (ESP)

#### Paris-Roubaix (FRA)

1. John DEGENKOLB (GER)
2. Zdenek STYBAR (CZE)
3. Greg VAN AVERMAET (BEL)

#### Amstel Gold Race (NED)

1. Michal KWIATKOWSKI (POL)
2. Alejandro VALVERDE BELMONTE (ESP)
3. Michael MATTHEWS (AUS)

#### La Flèche Wallonne (BEL)

1. Alejandro VALVERDE BELMONTE (ESP)
2. Julian ALAPHILIPPE (FRA)
3. Michael ALBASINI (SUI)

#### Liège-Bastogne-Liège (BEL)

1. Alejandro VALVERDE BELMONTE (ESP)
2. Julian ALAPHILIPPE (FRA)
3. Joaquin RODRIGUEZ OLIVER (ESP)

#### Tour de Romandie (SUI)

1. Ilnur ZAKARIN (RUS)
2. Simon SPILAK (SLO)
3. Christopher FROOME (GBR)

#### Giro d'Italia (ITA)

1. Alberto CONTADOR VELASCO (ESP)
2. Fabio ARU (ITA)
3. Mikel LANDA MEANA (ESP)

#### Critérium du Dauphiné (FRA)

1. Christopher FROOME (GBR)
2. Tejay VAN GARDEREN (USA)
3. Rui Alberto FARIA DA COSTA (POR)

#### Tour de Suisse (SUI)

1. Simon SPILAK (SLO)
2. Geraint THOMAS (GBR)
3. Tom DUMOULIN (NED)

#### Tour de France (FRA)

1. Christopher FROOME (GBR)
2. Nairo Alexander QUINTANA ROJAS (COL)
3. Alejandro VALVERDE BELMONTE (ESP)

#### Clasica Ciclista San Sebastian (ESP)

1. Adam YATES (GBR)
2. Philippe GILBERT (BEL)
3. Alejandro VALVERDE BELMONTE (ESP)

#### Tour de Pologne (POL)

1. Jon IZAGUIRRE INSAUSTI (ESP)
2. Bart DE CLERCQ (BEL)
3. Ben HERMANS (BEL)

#### Eneco Tour

1. Tim WELLENS (BEL)
2. Greg VAN AVERMAET (BEL)
3. Wilco KELDERMAN (NED)

#### Vuelta a España (ESP)

1. Fabio ARU (ITA)
2. Joaquin RODRIGUEZ OLIVER (ESP)
3. Rafal MAJKA (POL)

#### Vattenfall Cyclassics (GER)

1. André GREIPEL (GER)
2. Alexander KRISTOFF (NOR)
3. Giacomo NIZZOLO (ITA)

#### GP Ouest France – Plouay (FRA)

1. Alexander KRISTOFF (NOR)
2. Simone PONZI (ITA)
3. Ramunas NAVARDAUSKAS (LTU)

#### Grand Prix Cycliste de Québec (CAN)

1. Rigoberto URAN URAN (COL)
2. Michael MATTHEWS (AUS)
3. Alexander KRISTOFF (NOR)

#### Grand Prix Cycliste de Montréal (CAN)

1. Tim WELLENS (BEL)
2. Adam YATES (GBR)
3. Rui Alberto FARIA DA COSTA (POR)

#### Il Lombardia (ITA)

1. Vincenzo NIBALI (ITA)
2. Daniel MORENO FERNANDEZ (ESP)
3. Thibaut PINOT (FRA)

### Rankings

#### Individual ranking

1. Alejandro VALVERDE BELMONTE (ESP)
2. Joaquin RODRIGUEZ OLIVER (ESP)
3. Nairo Alexander QUINTANA ROJAS (COL)

#### Teams ranking

1. MOVISTAR TEAM (ESP)
2. TEAM KATUSHA (RUS)
3. TEAM SKY (GBR)

#### Nations ranking

1. Spain
2. Italy
3. Colombia

### UCI WOMEN ROAD WORLD CUP

### Results

#### Boels Rental Ronde van Drenthe (NED)

1. Jolien D'HOORE (BEL)
2. Amy PIETERS (NED)
3. Eleonora VAN DIJK (NED)

#### Trofeo Alfredo Binda – Comune di Cittiglio (ITA)

1. Elizabeth ARMITSTEAD (GBR)
2. Pauline FERRAND-PREVOT (FRA)
3. Anna VAN DER BREGGEN (NED)

#### Ronde van Vlaanderen (BEL)

1. Elisa LONGO BORGHINI (ITA)
2. Jolien D'HOORE (BEL)
3. Anna VAN DER BREGGEN (NED)

#### La Flèche Wallonne Féminine (BEL)

1. Anna VAN DER BREGGEN (NED)
2. Annemiek VAN VLEUTEN (NED)
3. Megan GUARNIER (USA)

#### Tour of Chongming Island World Cup (CHN)

1. Giorgia BRONZINI (ITA)
2. Kirsten WILD (NED)
3. Fanny RIBEROT (FRA)

#### Philadelphia International Cycling Classic (USA)

1. Elizabeth ARMITSTEAD (GBR)
2. Elisa LONGO BORGHINI (ITA)
3. Alena AMIALIUSIK (BLR)

#### Sparkassen Giro (GER)

1. Barbara GUARISCHI (ITA)
2. Lucinda BRAND (NED)
3. Emilie MOBERG (NOR)

#### Crescent Women World Cup Vargarda TTT (SWE)

1. RABO LIV WOMEN CYCLING TEAM (NED)
2. VELOCIO - SRAM (GER)
3. BOELS DOLMANS CYCLING TEAM (NED)

#### Crescent Women World Cup Vargarda (SWE)

1. Jolien D'HOORE (BEL)
2. Giorgia BRONZINI (ITA)
3. Lisa BRENNAUER (GER)

#### GP de Plouay-Bretagne (FRA)

1. Elizabeth ARMITSTEAD (GBR)
2. Emma JOHANSSON (SWE)
3. Pauline FERRAND-PREVOT (FRA)

### Rankings

#### Individual ranking

1. Elizabeth ARMITSTEAD (GBR)
2. Anna VAN DER BREGGEN (NED)
3. Jolien D'HOORE (BEL)

### Teams ranking

1. RABO LIV WOMEN CYCLING TEAM (NED)
2. WIGGLE HONDA (GBR)
3. BOELS DOLMANS CYCLING TEAM (NED)

### Youth ranking

1. Katarzyna NIEWIADOMA (POL)
2. Maria Giulia CONFALONIERI (ITA)
3. Sabrina STULTIENS (NED)

## UCI UNDER 23 NATIONS' CUP

### Results

#### Asian Cycling Championships-road race (THA)

1. Yuma KOISHI (JPN)
2. Esmail CHAICHI (IRI)
3. Tan Peng YUAN (TPE)

#### Ronde van Vlaanderen (BEL)

1. Alexander EDMONSON (NED)
2. Gianni MOSCON (ITA)
3. Truls Engen KORSAETH (NOR)

#### La Côte Picarde (FRA)

1. Simone CONSONNI (ITA)
2. Owain DULL (GBR)
3. Daniel HOELGAARD (NOR)

#### ZLM-Roompot tour (NED)

1. Søren Kragh ANDERSEN (DEN)
2. Mads PEDERSEN (DEN)
3. Michael Carbel SVENDGAARD (DEN)

#### Panamerican Championships-road race (MEX)

1. Jhonatan RESTREPO (COL)
2. Jose Luis RODRIGUEZ (CHI)
3. Lucas GADAY OROZCO (ARG)

#### Závod Míru U23 (CZE)

1. Gregor MUHLBERGER (AUT)
2. Loïc VLIÉGEN (BEL)
3. Odd Christian EIKING (NOR)

#### Coppa dei Laghi – Trofeo Almar (ITA)

1. Gianni MOSCON (ITA)
2. Mihkel RAIM (EST)
3. Lennard HOFSTEDÉ (NED)

#### UEC Road European Championships (EST)

1. Erik BASKA (SVK)
2. Mamyr STASH (RUS)
3. Davide MARTINELLI (ITA)

#### Tour de l'Avenir (FRA)

1. Marc SOLER (ESP)
2. Jack HAIG (AUS)
3. Matvey MAMYKIN (RUS)

### Ranking

#### Nations ranking

1. Italy
2. Norway
3. Denmark

## UCI JUNIORS NATIONS' CUP

### Results

#### Asian Cycling Championships-road race (THA)

1. Keitaro SAWADA (JPN)
2. Patompob PHONARJTHAN (THA)
3. Tae-Woo KANG (KOR)

#### African Continental Championships - road race (RSA)

1. El Mehdi CHOKRI (MAR)
2. Islam MANSOURI (ALG)
3. Brandon PLAATJIES (NAM)

#### Paris-Roubaix (FRA)

1. Bram WELTEN (NED)
2. Pascal EENKHOORN (NED)
3. Stan DEWULF (BEL)

#### Panamerican Championships-road race (MEX)

1. Luis VILLALOBOS (MEX)
2. Jhonnatan Manuel NARVAEZ PRADO (ECU)
3. Julián CARDONA (COL)

#### Course de la Paix Juniors (CZE)

1. Brandon MCNULTY (USA)
2. Adrien COSTA (USA)
3. Nikolay ILICHEV (RUS)

#### Trophée Centre Morbihan (FRA)

1. Anthon CHARMIG (DEN)
2. Michael O'LOUGHLIN (IRL)
3. Mikkel Froelich HONORE (DEN)

#### Tour du Pays de Vaud (SUI)

1. Adrien COSTA (USA)
2. Gino MÄDER (SUI)
3. Anthon CHARMIG (DEN)

#### Trofeo Karlsberg (GER)

1. Patrick HALLER (GER)
2. Thomas VEREECKEN (BEL)
3. Clément BETOUIGT-SUIRE (FRA)

#### GP Général Patton (LUX)

1. Marc HIRSCHI (SUI)
2. Georg ZIMMERMAN (GER)
3. Bjorg LAMBRECHT (BEL)

#### Tour de l'Abitibi (CAN)

1. Adrien COSTA (USA)
2. Brandon MCNULTY (USA)
3. Théo MENANT (FRA)

#### UEC European Road Championships (EST)

1. Alan BANASZEK (POL)
2. Stan DEWULF (BEL)
3. Dennis VAN DER HORST (NED)

#### UCI Road Time Trial World Championships

1. Leo APPELT (GER)
2. Adrien COSTA (USA)
3. Brandon MCNULTY (USA)

#### UCI Road Race World Championships

1. Felix GALL (AUT)
2. Clément BETOUIGT-SUIRE (FRA)
3. Rasmus PEDERSEN (DEN)

### Ranking

#### Nations ranking

1. United States
2. Belgium
3. Denmark

## UCI CONTINENTAL CIRCUITS

### UCI AFRICA TOUR

(ranking as of 25 November 2015)

#### Individual ranking

1. Salaheddine MRAOUNI (MAR)
2. Mouhssine LAHSAINI (MAR)
3. Rafaa CHTIOUI (TUN)

### Teams ranking

1. SKYDIVE DUBAI PRO CYCLING TEAM - AL AHLI CLUB (UAE)
2. GROUPEMENT SPORTIF DES PETROLIERS ALGERIE (ALG)
3. MTN - QHUBEKA (RSA)

### Nations ranking

1. Morocco
2. Algeria
3. South Africa

### UCI AMERICA TOUR

(ranking as of 25 November 2015)

#### Individual ranking

1. Toms SKUIJINS (LAT)
2. Bayron GUAMA DE LA CRUZ (ECU)
3. Michael WOODS (CAN)

### Teams ranking

1. OPTUM P/B KELLY BENEFIT STRATEGIES (USA)
2. FUNVIC - SAO JOSE DOS CAMPOS (BRA)
3. HINCAPIE RACING TEAM (USA)

### Nations ranking

1. Colombia
2. Canada
3. Argentina

### UCI ASIA TOUR

(ranking as of 25 November 2015)

#### Individual ranking

1. Mirsamad POURSEYEDIGOLAKHOUR (IRI)
2. Jakub MARECZKO (ITA)
3. Hossein ASKARI (IRI)

### Teams ranking

1. PISHGAMAN GIANT TEAM (IRI)
2. TABRIZ PETROCHEMICAL TEAM (IRI)
3. NIPPO - VINI FANTINI (ITA)

### Nations ranking

1. Iran
2. Kazakhstan
3. Japan

### UCI EUROPE TOUR

(ranking as of 25 November 2015)

#### Individual ranking

1. Nacer BOUHANNI (FRA)
2. Edward THEUNS (BEL)
3. Dimitri CLAEYS (BEL)

### Teams ranking

1. TOPSPORT VLAANDEREN – BALOISE (BEL)
2. COFIDIS, SOLUTIONS CREDIT (FRA)
3. BRETAGNE-SECHE ENVIRONNEMENT (FRA)

### Nations ranking

1. Belgium
2. Italy
3. France

### UCI OCEANIA TOUR

(ranking as of 25 November 2015)

#### Individual ranking

1. Taylor Karl GUNMAN (NZL)
2. Patrick BEVIN (NZL)
3. Joseph COOPER (NZL)

### Teams ranking

1. AVANTI RACING TEAM (NZL)
2. DRAPAC PROFESSIONAL CYCLING (AUS)
3. TEAM BUDGET FORKLIFTS (AUS)

### Nations ranking

1. New Zealand
2. Australia

## TRACK

## UCI TRACK CYCLING WORLD CHAMPIONSHIPS

### SAINT-QUENTIN-EN-YVELINES (FRA) – 18.02-22.02.2015

### Men

#### Individual sprint

1. Gregory BAUGE (FRA)
2. Denis DMITRIEV (RUS)
3. Quentin LAFARGUE (FRA)

#### Kilometre time trial

1. François PERVIS (FRA)
2. Joachim EILERS (GER)
3. Matthew ARCHIBALD (NZL)

#### Individual pursuit

1. Stefan KUENG (SUI)
2. Jack BOBRIDGE (AUS)
3. Julien MORICE (FRA)

#### Team pursuit

1. New Zealand
2. Great Britain
3. Australia

#### Team sprint

1. France
2. New Zealand
3. Germany

#### Keirin

1. François PERVIS (FRA)
2. Edward DAWKINS (NZL)
3. Azizulhasni AWANG (MAS)

#### Scratch

1. Lucas LIß (GER)
2. Albert TORRES BARCELO (ESP)
3. Bobby LEA (USA)

#### Points race

1. Artur ERSHOV (RUS)
2. Eloy TERUEL ROVIRA (ESP)
3. Maximilian BEYER (GER)

#### Madison

1. Bryan COQUARD (FRA) / Morgan KNEISKY (FRA)
2. Liam BERTAZZO (ITA) / Elia VIVIANI (ITA)
3. Jasper DE BUYST (BEL) / Otto VERGAERDE (BEL)

#### Omnium

1. Fernando GAVIRIA RENDON (COL)
2. Glenn O'SHEA (AUS)
3. Elia VIVIANI (ITA)

### Women

#### Individual sprint

1. Kristina VOGEL (GER)
2. Elis LIGHTLEE (NED)
3. Tianshi ZHONG (CHN)

#### 500m time trial

1. Anastasia VOYNOVA (RUS)
2. Anna MEARES (AUS)
3. Miriam WELTE (GER)

### Individual pursuit

1. Rebecca WIASAK (AUS)
2. Jennifer VALENTE (USA)
3. Amy CURE (AUS)

### Team pursuit

1. Australia
2. Great Britain
3. Canada

### Team sprint

1. China
2. Russia
3. Australia

### Keirin

1. Anna MEARES (AUS)
2. Shanne BRASPENNINCX (NED)
3. Lisandra GUERRA RODRIGUEZ (CUB)

### Scratch

1. Kirsten WILD (NED)
2. Amy CURE (AUS)
3. Allison BEVERIDGE (CAN)

### Points race

1. Stephanie POHL (GER)
2. Minami UWANO (JPN)
3. Kimberly GEIST (USA)

### Omnium

1. Annette EDMONDSON (AUS)
2. Laura TROTT (GBR)
3. Kirsten WILD (NED)

## UCI JUNIOR TRACK CYCLING WORLD CHAMPIONSHIPS

### ASTANA (KAZ)

19-23.08.2015

### Men

#### Individual sprint

1. Je One PARK (KOR)
2. Jiri JANOSEK (CZE)
3. Moritz MEISSNER (GER)

#### Kilometre time trial

1. Jiri JANOSEK (CZE)
2. Alexandr VASYUKHNO (RUS)
3. Cameron SCOTT (AUS)

#### Individual pursuit

1. Leo APPELT (GER)
2. Daniel STANISZEWSKI (POL)
3. Kelland O'BRIEN (AUS)

#### Team pursuit

1. Australia
2. Switzerland
3. Russia

#### Team sprint

1. Russia
2. Australia
3. Poland

#### Keirin

1. Derek RADZIKIEWICZ (AUS)
2. Jiri JANOSEK (CZE)
3. Moritz MEISSNER (GER)

#### Scratch

1. Campbell STEWART (NZL)
2. Yuttana MANO (THA)
3. Denis NEKRASOV (RUS)

#### Points race

1. Shunsuke IMAMURA (JPN)
2. Edgar STEPANYAN (ARM)
3. Gerben THIJSSSEN (BEL)

### Madison

1. Kelland O'BRIEN (AUS) / Rohan WIGHT (AUS)
2. Maksim PISKUNOV (RUS) / Dmitrii MARKOV (RUS)
3. Imerio CIMA (ITA) / Carloalberto GIORDANI (ITA)

### Omnium

1. Campbell STEWART (NZL)
2. Rohan WIGHT (AUS)
3. Max KANTER (GER)

### Women

#### Individual sprint

1. Emma HINZE (GER)
2. Courtney FIELD (AUS)
3. Kseniya BOGOYAVLENSKAYA (RUS)

#### 500m time trial

1. Pauline Sophie GRABOSCH (GER)
2. Emma HINZE (GER)
3. Olivia PODMORE (NZL)

#### Individual pursuit

1. Justyna KACZKOWSKA (POL)
2. Marion BORRAS (FRA)
3. Madeleine PARK (NZL)

#### Team pursuit

1. New Zealand
2. Australia
3. Japan

#### Team sprint

1. Germany
2. New Zealand
3. Italy

#### Keirin

1. Emma HINZE (GER)
2. Courtney FIELD (AUS)
3. Sara KANKOVSKA (CZE)

#### Scratch

1. Elisa BALSAMO (ITA)
2. Justyna KACZKOWSKA (POL)
3. Nicola MACDONALD (AUS)

#### Points race

1. Daria PIKULIK (POL)
2. Yumi KAJIHARA (JPN)
3. Kristina SELINA (RUS)

#### Omnium

1. Danielle MCKINNIREY (AUS)
2. Daria PIKULIK (POL)
3. Martina ALZINI (ITA)

## UCI TRACK CYCLING WORLD CUP

### Results

### GUADALAJARA (MEX)

### Men

#### Individual sprint

1. Matthew GLAETZER (AUS)
2. Jason KENNY (GBR)
3. Fabian Hernando PUERTA ZAPATA (COL)

#### Team pursuit

1. Australia
2. Great Britain
3. Switzerland

#### Team sprint

1. Great Britain
2. Germany
3. New Zealand

### Keirin

1. Joachim EILERS (GER)
2. Matthew GLAETZER (AUS)
3. Fabian Hernando PUERTA ZAPATA (COL)

### Omnium

1. Lucas LIß (GER)
2. Glenn O'SHEA (AUS)
3. Bobby LEA (USA)

### Women

#### Individual sprint

1. Anastasia VOYNOVA (RUS)
2. Shuang GUO (CHN)
3. Lisandra GUERRA RODRIGUEZ (CUB)

#### Team pursuit

1. Great Britain
2. Canada
3. China

#### Team sprint

1. Australia
2. Germany
3. Russia

#### Keirin

1. Shuang GUO (CHN)
2. Tianshi ZHONG (CHN)
3. Anna MEARES (AUS)

#### Omnium

1. Jolien D'HOORE (BEL)
2. Marlies MEJIAS GARCIA (CUB)
3. Malgorzata WOJTYRA (POL)

### LONDON (GBR)

### Men

#### Individual sprint

1. Jeffrey HOOGLAND (NED)
2. Fabian Hernando PUERTA ZAPATA (COL)
3. Hersony CANELON (VEN)

#### Team pursuit

1. Great Britain
2. New Zealand
3. Denmark

#### Team sprint

1. Germany
2. Team Jayco-AIS (AUS)
3. New Zealand

#### Keirin

1. Stefan BOTTICHER (GER)
2. Fabian Hernando PUERTA ZAPATA (COL)
3. Christos VOLIKAKIS (GRE)

#### Omnium

1. Fernando GAVIRIA RENDON (COL)
2. Scott LAW (AUS)
3. Bobby LEA (USA)

### Women

#### Individual sprint

1. Kristina VOGEL (GER)
2. Anastasia VOYNOVA (RUS)
3. Elis LIGTLEE (NED)

#### Team pursuit

1. Great Britain
2. Australia
3. Canada

#### Team sprint

1. China
2. Germany
3. Russia

### Keirin

1. Shuang GUO (CHN)
2. Kristina VOGEL (GER)
3. Hyejin LEE (KOR)

### Omnium

1. Laura TROTT (GBR)
2. Jolien D'HOORE (BEL)
3. Kirsten WILD (NED)

### CALI (COL)

### Men

#### Individual sprint

1. Denis DMITRIEV (RUS)
2. Jeffrey HOOGLAND (NED)
3. Fabian Hernando PUERTA ZAPATA (COL)

#### Team pursuit

1. Australia
2. Rusvelo (RUS)
3. Great Britain

#### Team sprint

1. France
2. Netherlands
3. Poland

#### Keirin

1. Fabian Hernando PUERTA ZAPATA (COL)
2. Shane PERKINS (AUS)
3. Matthew BARANOSKI (USA)

#### Omnium

1. Maximilian BEYER (GER)
2. Jasper DE BUYST (BEL)
3. Gaël SUTER (FRA)

### Women

#### Individual sprint

1. Elis LIGTLEE (NED)
2. Shuang GUO (CHN)
3. Wai Sze LEE (HKG)

#### Team pursuit

1. Australia
2. China
3. United States

#### Team sprint

1. Russia
2. Netherlands
3. Spain

#### Keirin

1. Lin JUNHONG (CHN)
2. Shanne BRASPENNINCX (NED)
3. Melissa ERICKSON (USA)

#### Omnium

1. Lin WILD (NED)
2. Leire OLABERRIA DORRONSORO (ESP)
3. Anna KNAUER (GER)

### Rankings

### Men

#### Individual sprint

1. Fabian Hernando PUERTA ZAPATA (COL)
2. Jeffrey HOOGLAND (NED)
3. Hersony CANELON (VEN)

#### Team pursuit

1. Great Britain
2. Australia
3. Denmark

#### Team sprint

1. France
2. Netherlands
3. Great Britain



## Keirin

1. Casper Hernando PUERTA ZAPATA (COL)
2. Kristos VALIKAKIS (GRE)
3. Matthew BARANOSKI (USA)

## Omnium

1. Casper Phillip PEDERSEN (DEN)
2. Jasper DE BUYST (BEL)
3. Bobby LEA (USA)

## Women

### Individual sprint

1. Elis LIGTLEE (NED)
2. Shuang GUO (CHN)
3. Wai Sze LEE (HKG)

### Team pursuit

1. Australia
2. China
3. Great Britain

### Team sprint

1. Russia
2. Netherlands
3. Spain

## Keirin

1. Shuang GUO (CHN)
2. Wai Sze LEE (HKG)
3. Tianshi ZHONG (CHN)

## Omnium

1. Kirsten WILD (NED)
2. Marlies MEJIA GARCIA (CUB)
3. Jolien D'HOORE (BEL)

## MOUNTAIN BIKE

### UCI MOUNTAIN BIKE WORLD CHAMPIONSHIPS

#### VALLNORD (AND) 31.08 – 06.09.2015

### Cross-country

#### Team relay

1. France
2. Denmark
3. Italy

#### Junior Women

1. Martina BERTA (ITA)
2. Evie RICHARDS (GBR)
3. Nicole KOLLER (SUI)

#### Junior Men

1. Simon ANDREASSEN (DEN)
2. Maximilian BRANDL (GER)
3. Egan BERNAL (COL)

#### Under 23 Women

1. Ramona FORCHINI (SUI)
2. Olga TEREENTYIEVA (RUS)
3. Jenny RISSVEDS (SWE)

#### Under 23 Men

1. Anton COOPER (NZL)
2. Victor KORETZKY (FRA)
3. Grant FERGUSON (GBR)

#### Elite Women

1. Pauline FERRAND-PREVOT (FRA)
2. Irina KALENTIEVA (RUS)
3. Yana BELOMOINA (UKR)

#### Elite Men

1. Nino SCHURTER (SUI)
2. Julien ABSALON (FRA)
3. Ondrej CINK (CZE)

## Downhill

### Junior Women

1. Marine CABIROU (FRA)
2. Viktoria GIMENEZ (FRA)
3. Lilla MEGYASZAI (HUN)

### Junior Men

1. Laurie GREENLAND (GBR)
2. Martin MAES (BEL)
3. Jackson FREW (AUS)

### Elite Women

1. Rachel ATHERTON (GBR)
2. Manon CARPENTER (GBR)
3. Tracey HANNAH (AUS)

### Elite Men

1. Loic BRUNI (FRA)
2. Greg MINNAAR (RSA)
3. Josh BRYCELAND (GBR)

## Eliminator

### Women

1. Linda INDERGAND (SUI)
2. Ingrid BOE JACOBSEN (NOR)
3. Kathrin STIRNEMANN (SUI)

### Men

1. Daniel FEDERSPIEL (AUT)
2. Samuel GAZE (NZL)
3. Simon GEGENHEIMER (GER)

## UCI FOUR-CROSS WORLD CHAMPIONSHIPS

#### VAL DI SOLE (ITA) 20-21.08.2015

#### Men

1. Aiko GÖHLER (GER)
2. Luke CRYER (GBR)
3. Benedikt LAST (GER)

#### Women

1. Anneke BEERTEN (NED)
2. Lucia OETJEN (SUI)
3. Steffi MARTH (GER)

## UCI MOUNTAIN BIKE MARATHON WORLD CHAMPIONSHIPS

#### SELVA VAL GARDENA-DOLOMITES (ITA) 27.06.2015

#### Men

1. Alban LAKATA (AUT)
2. Christoph SAUSER (SUI)
3. Hector Leonardo PAEZ LEON (COL)

#### Women

1. Gunn-Rita DAHLE FLESJAA (NOR)
2. Annika LANGVAD (DEN)
3. Sabine SPITZ (GER)

## UCI MOUNTAIN BIKE WORLD CUP PRESENTED BY SHIMANO

## Results

### Cross-country

#### NOVE MESTO NA MORAVE (CZE)

#### Under 23 Women

1. Jenny RISSVEDS (SWE)
2. Margot MOSCHETTI (FRA)
3. Kate COURTNEY (USA)

## Under 23 Men

1. Lars FORSTER (SUI)
2. Pablo RODRIGUEZ GUEDE (ESP)
3. Andri FRISCHKNECHT (SUI)

## Elite Women

1. Jolanda NEFF (SUI)
2. Gunn-Rita DAHLE FLESJAA (NOR)
3. Pauline FERRAND-PREVOT (FRA)

## Elite Men

1. Jaroslav KULHAVY (CZE)
2. Nino SCHURTER (SUI)
3. Julien ABSALON (FRA)

## ALBSTADT (GER)

### Under 23 Women

1. Jenny RISSVEDS (SWE)
2. Alessandra KELLER (SUI)
3. Kate COURTNEY (USA)

### Under 23 Men

1. Pablo RODRIGUEZ GUEDE (ESP)
2. Romain SEIGLE (FRA)
3. Lars FORSTER (SUI)

### Elite Women

1. Jolanda NEFF (SUI)
2. Gunn-Rita DAHLE FLESJAA (NOR)
3. Catharine PENDREL (CAN)

### Elite Men

1. Julien ABSALON (FRA)
2. Nino SCHURTER (SUI)
3. Jaroslav KULHAVY (CZE)

## LENZERHEIDE (SUI)

### Under 23 Women

1. Jenny RISSVEDS (SWE)
2. Ramona FORCHINI (SUI)
3. Lisa RABENSTEINER (ITA)

### Under 23 Men

1. Lars FORSTER (SUI)
2. Titouan CAROD (FRA)
3. Howard GROTTTS (USA)

### Elite Women

1. Gunn-Rita DAHLE FLESJAA (NOR)
2. Lea DAVISON (USA)
3. Catharine PENDREL (CAN)

### Elite Men

1. Jaroslav KULHAVY (CZE)
2. Nino SCHURTER (SUI)
3. Ondrej CINK (CZE)

## MONT-SAINTE-ANNE (CAN)

### Under 23 Women

1. Jenny RISSVEDS (SWE)
2. Alessandra KELLER (SUI)
3. BARNES Alice (GBR)

### Under 23 Men

1. Titouan CAROD (FRA)
2. Howard GROTTTS (USA)
3. Victor KORETZKY (FRA)

### Elite Women

1. Jolanda NEFF (SUI)
2. Catharine PENDREL (CAN)
3. Pauline FERRAND-PREVOT (FRA)

### Elite Men

1. Nino SCHURTER (SUI)
2. Julien ABSALON (FRA)
3. Florian VOGEL (SUI)

## WINDHAM (USA)

### Under 23 Women

1. Jenny RISSVEDS (SWE)
2. Margot MOSCHETTI (FRA)
3. Lisa RABENSTEINER (ITA)

### Under 23 Men

1. Victor KORETZKY (FRA)
2. Titouan CAROD (FRA)
3. Pablo RODRIGUEZ GUEDE (ESP)

### Elite Women

1. Pauline FERRAND-PREVOT (FRA)
2. Jolanda NEFF (SUI)
3. Annika LANGVAD (DEN)

### Elite Men

1. Nino SCHURTER (SUI)
2. Julien ABSALON (FRA)
3. Manuel FUMIC (GER)

## VAL DI SOLE - TRENINO (ITA)

### Under 23 Women

1. Jenny RISSVEDS (SWE)
2. Alessandra KELLER (SUI)
3. Lisa RABENSTEINER (ITA)

### Under 23 Men

1. Grant FERGUSON (GBR)
2. Titouan CAROD (FRA)
3. Howard GROTTTS (USA)

### Elite Women

1. Annika LANGVAD (DEN)
2. Jolanda NEFF (SUI)
3. Irina KALENTYIEVA (RUS)

### Elite Men

1. Nino SCHURTER (SUI)
2. Julien ABSALON (FRA)
3. Florian VOGEL (SUI)

## Downhill

## LOURDES (FRA)

### Elite Men

1. Aaron GWIN (USA)
2. Loic BRUNI (FRA)
3. Michael JONES (GBR)

### Junior Men

1. Andrew CRIMMINS (AUS)
2. Laurie GREENLAND (GBR)
3. Jackson FREW (AUS)

### Women

1. Emmeline RAGOT (FRA)
2. Rachel ATHERTON (GBR)
3. Myriam NICOLE (FRA)

## FORT WILLIAM (GBR)

### Elite Men

1. Greg MINNAAR (RSA)
2. Aaron GWIN (USA)
3. Marcelo GUTIERREZ VILLEGAS (COL)

### Junior Men

1. Martin MAES (BEL)
2. Laurie GREENLAND (GBR)
3. Alex MARIN TRILLO (ESP)

### Women

1. Rachel ATHERTON (GBR)
2. Tahnée SEAGRAVE (GBR)
3. Emmeline RAGOT (FRA)

## LEOGANG SALZBURGERLAND (AUT)

### Elite Men

1. Aaron GWIN (USA)
2. Connor FEARON (AUS)
3. Remi THIRION (FRA)

### Junior Men

1. Andrew CRIMMINS (AUS)
2. Jacob DICKSON (IRL)
3. Laurie GREENLAND (GBR)

### Women

1. Rachel ATHERTON (GBR)
2. Tahnée SEAGRAVE (GBR)
3. Emmeline RAGOT (FRA)

## LENZERHEIDE (SUI)

### Elite Men

1. Greg MINNAAR (RSA)
2. Loïc BRUNI (FRA)
3. Dean LUCAS (AUS)

### Junior Men

1. Laurie GREENLAND (GBR)
2. Andrew CRIMMINS (AUS)
3. Alex MARIN TRILLO (ESP)

### Women

1. Rachel ATHERTON (GBR)
2. Manon CARPENTER (GBR)
3. Tracey HANNAH (AUS)

## MONT-SAINTE-ANNE (CAN)

### Elite Men

1. Josh BRYCELAND (GBR)
2. Loïc BRUNI (FRA)
3. Troy BROSNAN (AUS)

### Junior Men

1. Laurie GREENLAND (GBR)
2. Alex MARIN TRILLO (ESP)
3. Andrew CRIMMINS (AUS)

### Women

1. Rachel ATHERTON (GBR)
2. Manon CARPENTER (GBR)
3. Myriam NICOLE (FRA)

## WINDHAM (USA)

### Elite Men

1. Aaron GWIN (USA)
2. Greg MINNAAR (RSA)
3. Loris VERGIER (FRA)

### Junior Men

1. Laurie GREENLAND (GBR)
2. Jacob DICKSON (IRL)
3. Neil STEWART (GBR)

### Women

1. Rachel ATHERTON (GBR)
2. Manon CARPENTER (GBR)
3. Tahnée SEAGRAVE (GBR)

## VAL DI SOLE – TRENINO (ITA)

### Elite Men

1. Aaron GWIN (USA)
2. Loïc BRUNI (FRA)
3. Troy BROSNAN (AUS)

### Junior Men

1. Loris REVELLI (ITA)
2. Jacob DICKSON (IRL)
3. Laurie GREENLAND (GBR)

### Women

1. Rachel ATHERTON (GBR)
2. Myriam NICOLE (FRA)
3. Manon CARPENTER (GBR)

## Rankings

### Cross-country

#### Under 23 Women

1. Jenny RISSVEDS (SWE)
2. Alessandra KELLER (SUI)
3. Lisa RABENSTEINER (ITA)

#### Under 23 Men

1. Titouan CAROD (FRA)
2. Pablo RODRIGUEZ GUEDE (ESP)
3. Howard GROTTTS (USA)

#### Elite Women

1. Jolanda NEFF (SUI)
2. Gunn-Rita DAHLE FLESJAA (NOR)
3. Lea DAVISON (USA)

#### Elite Men

1. Nino SCHURTER (SUI)
2. Julien ABSALON (FRA)
3. Jaroslav KULHAVY (CZE)

### Downhill

#### Elite Men

1. Aaron GWIN (USA)
2. Loïc BRUNI (FRA)
3. Troy BROSNAN (AUS)

#### Junior Men

1. Laurie GREENLAND (GBR)
2. Andrew CRIMMINS (AUS)
3. Jacob DICKSON (IRL)

#### Women

1. Rachel ATHERTON (GBR)
2. Manon CARPENTER (GBR)
3. Tahnée SEAGRAVE (GBR)

## BMX

## UCI BMX WORLD CHAMPIONSHIPS

## HEUSDEN-ZOLDER (BEL) 21-25.07.2015

### Men

1. Niek KIMMANN (NED)
2. Jelle VAN GORKOM (NED)
3. David GRAF (SUI)

### Women

1. Stefany HERNANDEZ (VEN)
2. Caroline BUCHANAN (AUS)
3. Simone CHRISTENSEN (DEN)

### Junior Men

1. Exequiel TORRES (ARG)
2. Collin HUDSON (USA)
3. Romain RACINE (FRA)

### Junior Women

1. Axelle ETIENNE (FRA)
2. Svetlana ADMAKINA (RUS)
3. Kelsey VAN OGLE (USA)

### Time Trial

#### Men

1. Joris DAUDET (FRA)
2. Niek KIMMANN (NED)
3. Connor FIELDS (USA)

#### Women

1. Mariana PAJON (COL)
2. Alise POST (USA)
3. Sarah WALKER (NZL)

### Junior Men

1. Shane ROSA (AUS)
2. Brandon TEHIKO (AUS)
3. Collin HUDSON (USA)

### Junior Women

1. Axelle ETIENNE (FRA)
2. Ruby HUISMAN (NED)
3. Natalia AFREMOVA (RUS)

## UCI BMX SUPERCROSS WORLD CUP

### Results

#### MANCHESTER (GBR)

##### Men

1. Liam PHILLIPS (GBR)
2. Amidou MIR (FRA)
3. Nicholas LONG (USA)

##### Women

1. Caroline BUCHANAN (AUS)
2. Alise POST (USA)
3. Stefany HERNANDEZ (VEN)

#### PAPENDAL (NED)

##### Men

1. Niek KIMMANN (NED)
2. Sam WILLOUGHBY (AUS)
3. Jelle VAN GORKOM (NED)

##### Women

1. Mariana PAJON (COL)
2. Felicia STANCIL (USA)
3. Stefany HERNANDEZ (VEN)

#### ANGELHOLM (SWE)

##### Men

1. Liam PHILLIPS (GBR)
2. Bodi TURNER (AUS)
3. Sam WILLOUGHBY (AUS)

##### Women

1. Alise POST (USA)
2. Felicia STANCIL (USA)
3. Lauren REYNOLDS (AUS)

## SANTIAGO DEL ESTERO (ARG)

### Men

1. Liam PHILLIPS (GBR)
2. Anthony DEAN (AUS)
3. Niek KIMMANN (NED)

### Women

1. Mariana PAJON (COL)
2. Stefany HERNANDEZ (VEN)
3. Alise POST (USA)

#### ROCK HILL (USA)

### Men

1. Maris STROMBERGS (LAT)
2. Tory NYHAUG (CAN)
3. Connor FIELDS (USA)

### Women

1. Mariana PAJON (COL)
2. Stefany HERNANDEZ (VEN)
3. Laura SMULDERS (NED)

## Rankings

### Men

1. Liam PHILLIPS (GBR)
2. Niek KIMMANN (NED)
3. Amidou MIR (FRA)

### Women

1. Mariana PAJON (COL)
2. Stefany HERNANDEZ (VEN)
3. Alise POST (USA)

## PARA-CYCLING

## UCI PARA-CYCLING TRACK WORLD CHAMPIONSHIPS

## APELDOORN (NED) 26-29.03.2015

All results of the UCI Para-cycling Track World Championships are available on [www.uci.ch](http://www.uci.ch).

## UCI PARA-CYCLING ROAD WORLD CHAMPIONSHIPS

## NOTTWIL (SUI) 29.07-02.08.2015

All results of the UCI Para-cycling Road World Championships are available on [www.uci.ch](http://www.uci.ch).

## UCI PARA-CYCLING ROAD WORLD CUP

All results of the UCI Para-cycling Road World Cup are available on [www.uci.ch](http://www.uci.ch).

## CYCLO-CROSS

## UCI CYCLO-CROSS WORLD CHAMPIONSHIPS

## TABÒR (CZE) 31.01-01.02.2015

### Elite Men

1. Mathieu VAN DER POEL (NED)
2. Wout VAN AERT (BEL)
3. Lars VAN DER HAAR (NED)

### Women

1. Pauline FERRAND-PREVOT (FRA)
2. Sanne CANT (BEL)
3. Marianne VOS (NED)

### Under 23 Men

1. Michael VANTHOURENHOUT (BEL)
2. Laurens SWEECK (BEL)
3. Stan GODRIE (NED)

### Junior Men

1. Simon ANDREASSEN (DEN)
2. Eli ISERBYT (BEL)
3. Max GULICKX (NED)

## UCI CYCLO-CROSS WORLD CUP

### Results

#### VALKENBURG (NED)

##### Elite Men

1. Lars VAN DER HAAR (NED)
2. Kevin PAUWELS (BEL)
3. Corne VAN KESSEL (NED)

##### Women

1. Katherine COMPTON (USA)
2. Helen WYMAN (GBR)
3. Sophie DE BOER (NED)

##### Under 23 Men

1. Michael VANTHOURENHOUT (BEL)
2. Wout VAN AERT (BEL)
3. Fabien DOUBEY (FRA)

### Junior Men

1. Eli ISERBYT (BEL)
2. Max GULICKX (NED)
3. Johan JACOBS (SUI)

### KOKSIJDE (BEL)

#### Elite Men

1. Wout VAN AERT (BEL)
2. Kevin PAUWELS (BEL)
3. Mathieu VAN DER POEL (NED)

#### Women

1. Sanne CANT (BEL)
2. Sabrina STULTIENS (NED)
3. Sophie DE BOER (NED)

### MILTON KEYNES (GBR)

#### Elite Men

1. Kevin PAUWELS (BEL)
2. Klaas VANTORNOUT (BEL)
3. Francis MOUREY (FRA)

#### Women

1. Sanne CANT (BEL)
2. Katherine COMPTON (USA)
3. Nikki HARRIS (GBR)

### NAMUR (BEL)

#### Elite Men

1. Kevin PAUWELS (BEL)
2. Lars VAN DER HAAR (NED)
3. Philipp WALSLER (GER)

#### Women

1. Katerina NASH (CZE)
2. Marianne VOS (NED)
3. Katherine COMPTON (USA)

### Under 23 Men

1. Wout VAN AERT (BEL)
2. Mathieu VAN DER POEL (NED)
3. Laurens SWEECK (BEL)

### Junior Men

1. Johan JACOBS (SUI)
2. Eli ISERBYT (BEL)
3. Simon ANDREASSEN (DEN)

### HEUSDEN-ZOLDER (BEL)

#### Elite Men

1. Lars VAN DER HAAR (NED)
2. Kevin PAUWELS (BEL)
3. Corne VAN KESSEL (NED)

#### Women

1. Marianne VOS (NED)
2. Katerina NASH (CZE)
3. Pauline FERRAND-PREVOT (FRA)

### Under 23 Men

1. Laurens SWEECK (BEL)
2. Wout VAN AERT (BEL)
3. Mathieu VAN DER POEL (NED)

### Junior Men

1. Eli ISERBYT (BEL)
2. Jens DEKKER (NED)
3. Max GULICKX (NED)

### HOOGERHEIDE (NED)

#### Elite Men

1. Mathieu VAN DER POEL (NED)
2. Wout VAN AERT (BEL)
3. Gianni VERMEERSCH (BEL)

#### Women

1. Eva LECHNER (ITA)
2. Katerina NASH (CZE)
3. Pauline FERRAND-PREVOT (FRA)

### Under 23 Men

1. Laurens SWEECK (BEL)
2. Michael VANTHOUREHOUT (BEL)
3. Fabien DOUBEY (FRA)

### Junior Men

1. Eli ISERBYT (BEL)
2. Roel VAN DER STEGEN (NED)
3. Gage HECHT (USA)

### Rankings

#### Elite Men

1. Kevin PAUWELS (BEL)
2. Lars VAN DER HAAR (NED)
3. Corne VAN KESSEL (NED)

#### Women

1. Sanne CANT (BEL)
2. Ellen VAN LOY (BEL)
3. Katherine COMPTON (USA)

### Under 23 Men

1. Michael VANTHOUREHOUT (BEL)
2. Laurens SWEECK (BEL)
3. Wout VAN AERT (BEL)

### Junior Men

1. Eli ISERBYT (BEL)
2. Johan JACOBS (SUI)
3. Max GULICKX (NED)

### TRIALS

### UCI TRIALS WORLD CHAMPIONSHIPS

### VALLNORD (AND) 31.08 - 06.09.2015

#### Women

1. Janine JUNGELS (AUS)
2. Tatiana JANICKOVA (SVK)
3. Nina REICHENBACH (GER)

#### Teams

1. France
2. Switzerland
3. Germany

### Junior Men 20''

1. Dominik OSWALD (GER)
2. Sebastian RUIZ (ESP)
3. Johan BUCHWALDER (SUI)

### Elite Men 20''

1. Abel MUSTIELES GARCIA (ESP)
2. Lucien LEISER (SUI)
3. Benito José ROS CHARRAL (ESP)

### Junior Men 26''

1. Nicolas VALLEE (FRA)
2. Dominik OSWALD (GER)
3. Nicolas FLEURY (FRA)

### Elite Men 26''

1. Vincent HERMANCE (FRA)
2. Jack CARTHY (GBR)
3. Kenny BELAËY (BEL)

### UCI TRIALS WORLD CUP

### Results

### KRAKÓW (POL)

#### Elite Men 26''

1. Jack CARTHY (GBR)
2. Vincent HERMANCE (FRA)
3. Nicolas VALLEE (FRA)

### VÖCKLABRUCK (AUT)

#### Elite Men 26''

1. Jack CARTHY (GBR)
2. Gilles COUSTELLIER (FRA)
3. Vincent HERMANCE (FRA)

#### Elite Men 20''

1. Benito José ROS CHARRAL (ESP)
2. Abel MUSTIELES GARCIA (ESP)
3. Dominik OSWALD (GER)

#### Women

1. Tatiana JANICKOVA (SVK)
2. Janine JUNGELS (AUS)
3. Kristina SYKOROVA (SVK)

### ALBERTVILLE (FRA)

#### Elite Men 26''

1. Gilles COUSTELLIER (FRA)
2. Jack CARTHY (GBR)
3. Vincent HERMANCE (FRA)

#### Elite Men 20''

1. Abel MUSTIELES GARCIA (ESP)
2. Thomas PECHHACKER (AUT)
3. Joacim NYMANN (SWE)

#### Women

1. Tatiana JANICKOVA (SVK)
2. Janine JUNGELS (AUS)
3. Nina REICHENBACH (GER)

### ANTWERP (BEL)

#### Elite Men 26''

1. Jack CARTHY (GBR)
2. Vincent HERMANCE (FRA)
3. Kenny BELAËY (BEL)

#### Elite Men 20''

1. Benito José ROS CHARRAL (ESP)
2. Abel MUSTIELES GARCIA (ESP)
3. Lucien LEISER (SUI)

#### Women

1. Janine JUNGELS (AUS)
2. Nina REICHENBACH (GER)
3. Tatiana JANICKOVA (SVK)

### Rankings

#### Elite Men 26''

1. Jack CARTHY (GBR)
2. Vincent HERMANCE (FRA)
3. Gilles COUSTELLIER (FRA)

#### Elite Men 20''

1. Benito José ROS CHARRAL (ESP)
2. Abel MUSTIELES GARCIA (ESP)
3. Lucien LEISER (SUI)

#### Women

1. Tatiana JANICKOVA (SVK)
2. Janine JUNGELS (AUS)
3. Nina REICHENBACH (GER)

### INDOOR CYCLING

### UCI INDOOR CYCLING WORLD CHAMPIONSHIPS

### JOHOR (MAS) 20-22.11.2015

### Artistic cycling

#### Single Men

1. Michael NIEDERMEIER (GER)
2. Simon PULS (GER)
3. Chin TO WONG (HKG)

#### Single Women

1. Adriana MATHIS (AUT)
2. Nicole FRÝBORTOVÁ (SVK)
3. Lisa HATTEMER (GER)

### Pairs Women

1. Julia THÜRMER – Nadja THÜRMER (GER)
2. Lena BRINGSKEN – Lisa BRINGSKEN (GER)
3. Fabienne GAMPER – Rahel NÄGELE (SUI)

### Pairs Open

1. André BUGNER – Benedikt BUGNER (GER)
2. Stefanie DIETRICH – Robert SCHMIDT (GER)
3. Lukas BURRI – Fabienne HAMMERSCHMIDT (SUI)

### ACT 4

1. RSV Steinhöring (GER)
2. RV Simach (SUI)
3. SKC Kolárovo (SVK)

### Cycle-ball

1. RC Höchst 1 (AUT)
2. RS Altdorf 1 (SUI)
3. VCE Dorlisheim 1 (FRA)

### UCI CYCLE-BALL WORLD CUP

### PLZEN (CZE)

1. RC HÖCHST 2 (AUT)
2. RV OBERNFELD (GER)
3. TJ FAVORIT BRNO (CZE)

### DENKENDORF (GER)

1. RC HÖCHST 1 (AUT)
2. RC HÖCHST 2 (AUT)
3. RV GÄRTRINGEN (GER)

### TOKYO (JPN)

1. SC SVITAVKA (CZE)
2. RSC SCHIEFBahn (GER)
3. RSV OSAKA (JPN)

### ALTDORF (SUI)

1. RC HÖCHST 2 (AUT)
2. RS ALTDORF 1 (SUI)
3. RV GÄRTRINGEN (GER)

### SVITÁVKA (CZE)

1. RC HÖCHST 1 (AUT)
2. RMC STEIN (GER)
3. RC WINTERTHUR (SUI)

### KROFDORF (GER)

1. RS ALTDORF 1 (SUI)
2. RV GÄRTRINGEN (GER)
3. RV OBERNFELD (GER)

### ST-GALLEN (SUI)

1. RMC STEIN (GER)
2. RS ALTDORF 1 (SUI)
3. RV OBERNFELD (GER)

### HÖCHST (AUT)

1. RC HÖCHST 1 (AUT)
2. RV GÄRTRINGEN (GER)
3. RS ALTDORF 1 (SUI)

### MOSNANG (SUI) - FINAL

1. RS ALTDORF 1 (SUI)
2. RC HÖCHST 1 (AUT)
3. RV GÄRTRINGEN (GER)

## PHOTO CREDITS

---

Jean-Baptiste Benavent | ImaSport  
Angelo Carconi  
Michal Červený Photography  
Craig Dutton | craigdutton.com  
Troels Heien  
Marco Patrizi | PMPhoto  
Cédric de Rodot | FISE

Oliver Stoll  
Yuzuru Sunada  
Guy Swarbrick  
Union Cycliste Internationale  
Irena Vanišová  
Cor Vos  
Graham Watson

## OFFICIAL UCI PARTNERS

---

**SHIMANO**

  
**TISSOT**  
SWISS WATCHES SINCE 1853

 **MAPEI**



**GoPro**  
Be a HERO. 

**Tacx**

  
**THE SUFFERFEST**

**beko**

**Pro Gate**

 **ELMOTO**

 **GUNCO**

## UNION CYCLISTE INTERNATIONALE (UCI)

---

Ch. de la Mêlée 12  
1860 Aigle  
Switzerland

**uci.ch** | **admin@uci.ch**  
**@UCI\_cycling** | **facebook.com/officialUCI**

©UCI – June 2016





