



# ELEVATE YOUR BUILD WITH FIRE RESISTANCE



2025 CATALOG





# CONTENTS

04

LP® FLAMEBLOCK®  
FIRE-RATED SHEATHING  
OVERVIEW

06

USES AND TECHNICAL  
INFORMATION

08

PROPERTIES

09

ROOF DECK  
APPLICATIONS

10

SINGLE-FAMILY WALL  
ASSEMBLIES

11

TOWNHOUSE  
SEPARATION WALL  
ASSEMBLIES

12

TYPE I & II  
CONSTRUCTION  
EXTERIOR WALL  
SYSTEMS

13

TYPE III  
CONSTRUCTION  
EXTERIOR WALL  
ASSEMBLIES

16

TYPE V  
CONSTRUCTION  
EXTERIOR WALL  
ASSEMBLIES

20

LP WEATHERLOGIC®  
ASSEMBLIES

22

WOOD STUD  
ASSEMBLIES

26

STEEL STUD  
ASSEMBLIES





When it comes to defending your build from fire, LP® FlameBlock® Fire-Rated Sheathing combines proven flame-spread and burn-through resistance in one panel. Designed for wall and roof deck applications, each panel is coated with LP's proprietary Pyrotite® layer. Plus, it delivers exceptional strength and integrity to give you greater design flexibility on every build.

**PROVEN TO SLOW DOWN  
THE SPREAD OF FLAMES.**







## LP® FLAMEBLOCK® FIRE-RATED SHEATHING



**Innovative Design:** Made with LP's proprietary non-combustible, fiberglass-reinforced Pyrotite® coating bonded to the board on one or both sides.

**Backed by LP:** As with all of our products you'll be backed by LP, one of the biggest names in the industry serving customers nationwide since 1973. Choose LP FlameBlock Fire-Rated Sheathing for your next project.



## MEET CODE. EXCEED EXPECTATIONS.®

LP® FlameBlock® Fire-Rated Sheathing is evaluated to meet code requirements for fire-resistant construction as a component of 1-hour and 2-hour wall assemblies and in roof deck applications.

### LP FLAMEBLOCK SHEATHING APPLICATIONS

- Evaluated by ICC-ES ([ESR-1365](#), [ESL-1002](#), [PMG-1089](#))
- UL and Intertek fire-resistant rated wall assemblies tested in accordance with ASTM E119
- Evaluated to the performance requirements of IBC Section 2303.2 (Fire-retardant treated wood)
- Component of fire-resistance-rated construction (2021 IBC Section 703)
- Wall sheathing for exterior walls of Type III construction with a two-hour rating or less; 2-Sided FlameBlock Sheathing required
- Exterior walls and roof sheathing on buildings of Type I or II construction (2021 IBC section 603. 1); 2-Sided FlameBlock Sheathing required
- Roof sheathing on building of Type II, IV, V and residential construction for a distance of 4 feet on both sides of a fire wall (2021 IBC Section 706.6, exception 4.3 and 2018 IRC Section R302.2.4 exception)
- Class A interior finish material for walls and ceilings of Type V construction (2021 IBC Section 803); Pyrotite coating facing the interior of the building
- Thermal barrier of separating foam plastic insulation from the interior of a building (2021 IBC Section 2603.4); Pyrotite coating facing the interior of the building



Look beneath the Pyrotite® coating and you'll find the strength of LP® OSB.

LP® FlameBlock® Fire-Rated Sheathing features a proprietary non-combustible, fiberglass-reinforced Pyrotite® coating.

### DESIGN STRENGTH AND FLEXIBILITY

LP FlameBlock panels carry load/span and shear design values equivalent to an untreated wood structural panel of the same thickness evaluated in accordance with US DOC PS 1 and PS 2. Using LP FlameBlock sheathing provides design flexibility by combining structural capacity and fire resistance in a single panel. It may eliminate a layer of gypsum to simplify and expedite the construction process.

### EXPOSURE 1

Exposure 1 classification signifies that LP FlameBlock sheathing is intended to resist the effects of moisture on structural performance during active construction. The fire resistance of LP FlameBlock sheathing is not impacted by exposure to moisture during construction.



# LP® FLAMEBLOCK® SHEATHING PROPERTIES

## 1-SIDED LP FLAMEBLOCK SHEATHING



## 2-SIDED LP FLAMEBLOCK SHEATHING

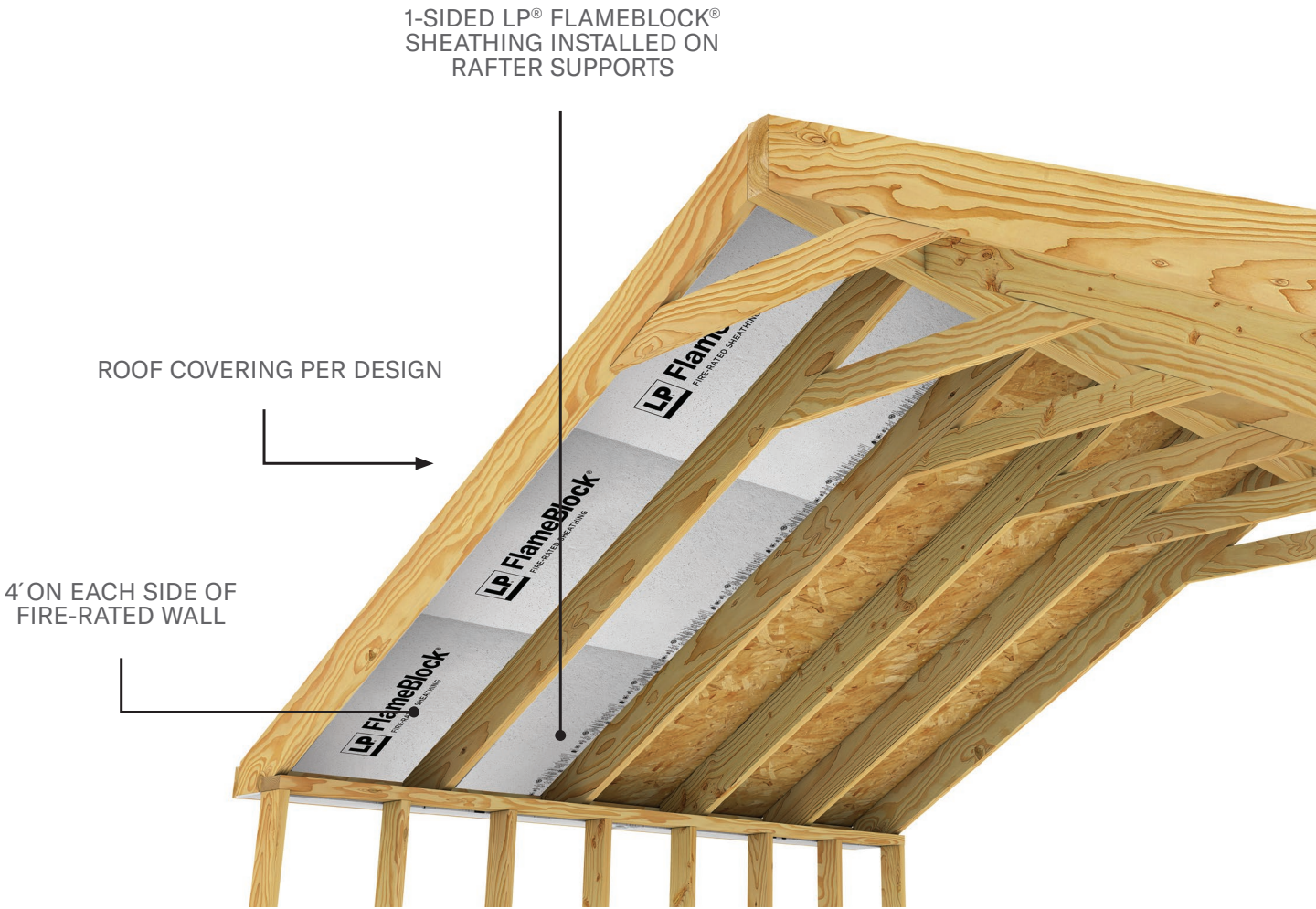


Nominal panel thickness and weights of LP FlameBlock Fire-Rated Sheathing

LP® FLAMEBLOCK® PANEL PERFORMANCE CATEGORY	NOMINAL FINISHED PANEL THICKNESS (IN.)		NOMINAL PANEL WEIGHT (PSF)	
	COATED ONE SIDE	COATED BOTH SIDES	COATED ONE SIDE	COATED BOTH SIDES
3/8	7/16	1/2	1.9	2.5
7/16	1/2	9/16	2.1	2.7
15/32	17/32	19/32	2.2	2.8
19/32	21/32	23/32	2.6	3.2
23/32	25/32	27/32	3.0	3.6

# ROOF DECK APPLICATIONS

- Roof sheathing for 4 feet on both sides of a fire wall (ESR-1365 Section 4.2a)
- 2021 IRC Section 302.2.4 Exception
- 2021 IBC Section 706.6, Exception 4.3
- For construction Type III, IV, V and townhouses—1-Sided LP FlameBlock Panel with coated side facing the interior
- Roof sheathing in roof deck applications for construction Type I and II (ESR-1365 Section 4.2b)—2-Sided LP FlameBlock panels required





# SINGLE-FAMILY

LP® FlameBlock® Fire-Rated Sheathing 1-Hour Fire Resistance Rated Wall Assemblies for single-family construction with fire separation distances (FSD) less than 5'-0" per IRC Table R302.1(1). LP FlameBlock assemblies for 1-hour fire resistance have resistance from either side and can eliminate the use of exterior gypsum. Maintains consistent wall thickness with unrated walls.

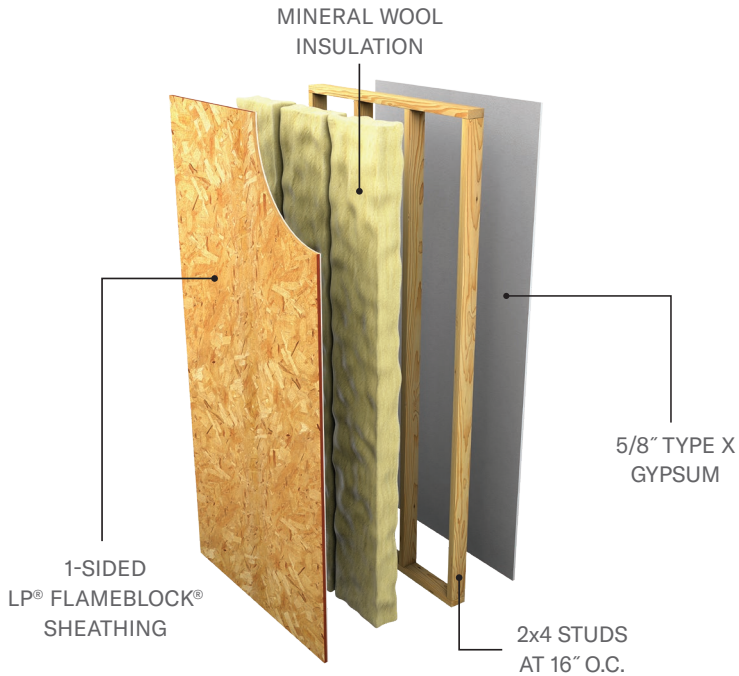
See pages 22-27 for additional assemblies. Reference assembly listings for additional information.

## 1-HOUR EITHER SIDE

V340 REPLACES PREVIOUS INTERTEK ASSEMBLY DESIGN NUMBER LPB/WPPS 60-01

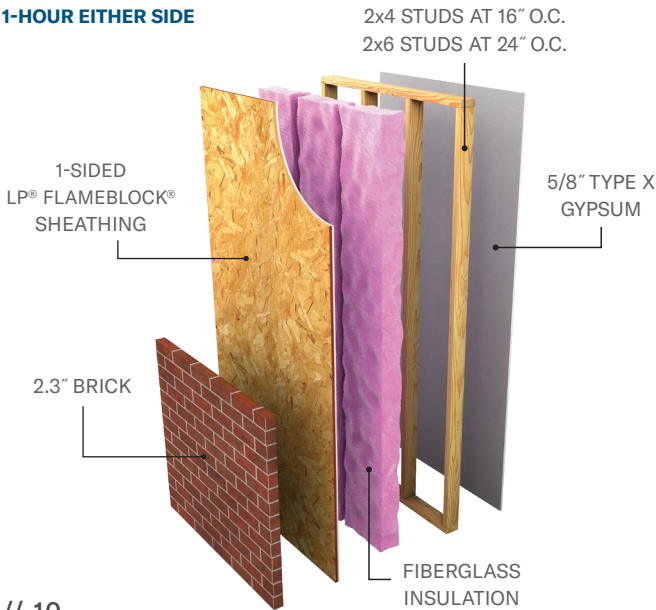
### V340

1-HOUR EITHER SIDE  
LOAD RESTRICTED TO  
40% STUD CAPACITY



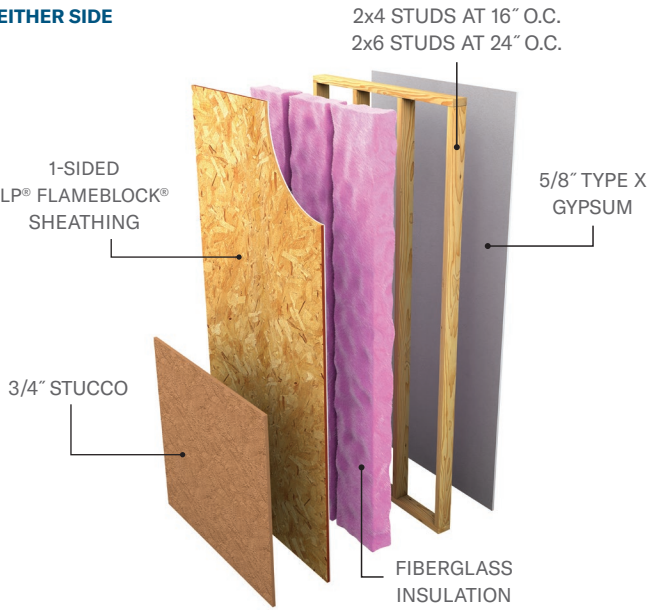
### U348

1-HOUR EITHER SIDE



### U348

1-HOUR EITHER SIDE



# TOWNHOUSE SEPARATIONS

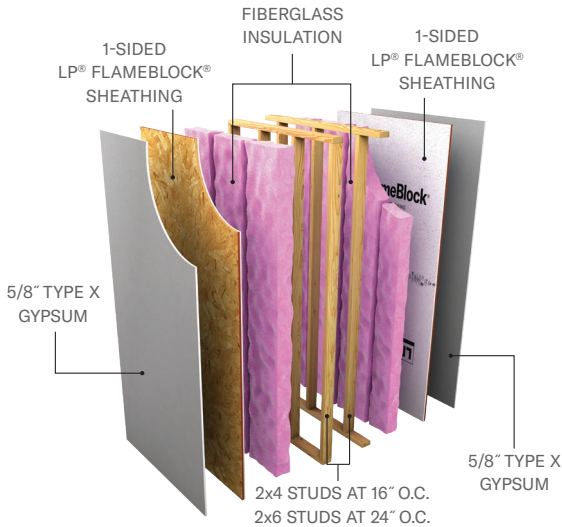
## 2-HOUR EITHER SIDE

COMMON 2-HOUR FIRE-RESISTANCE RATED WALL ASSEMBLY: IRC SECTION R302.2.2 SEE PAGES 22-27 FOR ASSEMBLIES CONTINUOUS FROM FOUNDATION TO ROOF SHEATHING

### U350 A

2-HOUR  
EITHER SIDE

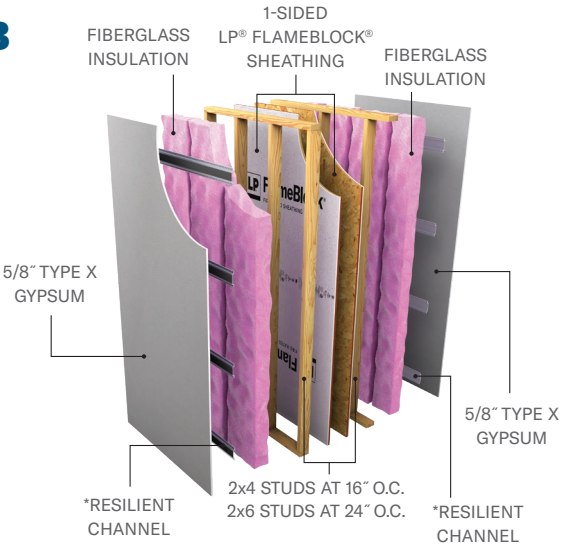
\*STAGGERED  
STUDS FOR  
STC=61  
(TESTED), NOT  
REQUIRED  
FOR FIRE  
RESISTANCE



### U350 B

2-HOUR  
EITHER SIDE

\*STAGGERED  
STUDS AND  
RESILIENT  
CHANNEL  
REQUIRED  
FOR STC=61  
(TESTED), NOT  
REQUIRED  
FOR FIRE  
RESISTANCE



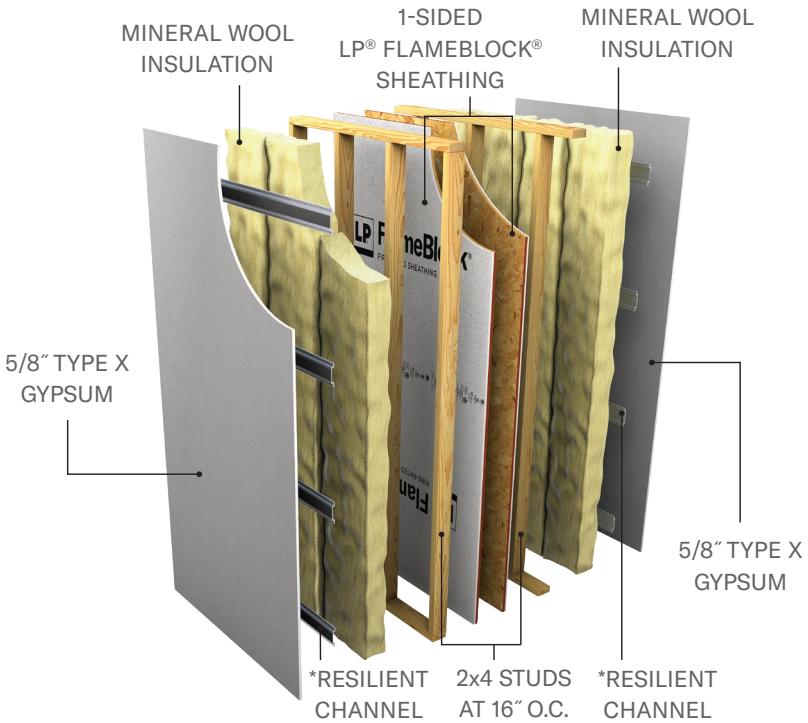
## TWO 1-HOUR WALLS

TWO 1-HOUR FIRE-RESISTANCE RATED WALL ASSEMBLIES: IRC SECTION R302.2.1 DOUBLE WALLS

### V340

TWO 1-HOUR WALLS  
LOAD RESTRICTED TO 40%  
STUD CAPACITY

\*STAGGERED STUDS AND  
RESILIENT CHANNEL  
REQUIRED FOR STC=61  
(TESTED), NOT REQUIRED  
FOR FIRE RESISTANCE



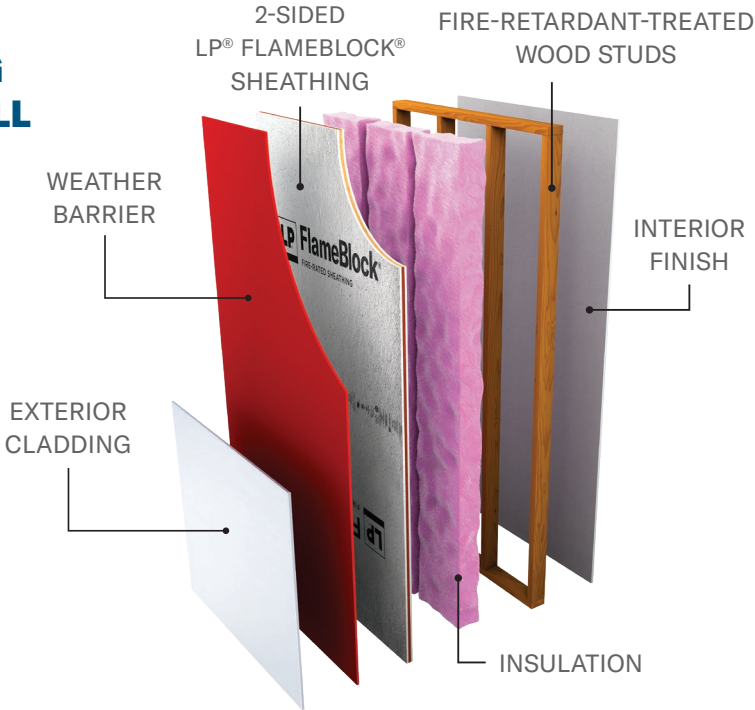


# TYPE I & II CONSTRUCTION

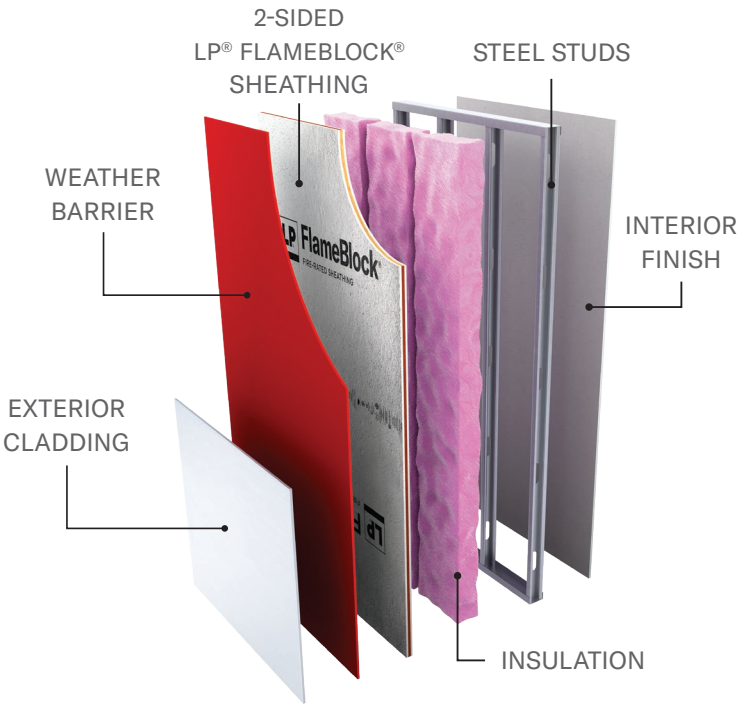
2-sided LP® FlameBlock® sheathing is required for exterior walls and roof deck applications in buildings of Type I & II construction.

Ideal for exterior claddings attached directly to a structural panel. Many water-resistive coatings have been evaluated and demonstrated chemical compatibility with LP FlameBlock sheathing. [Please see LP Technical note.](#)

## TYPE I & II NON-BEARING EXTERIOR WALL



## TYPE I & II NON-BEARING EXTERIOR WALL



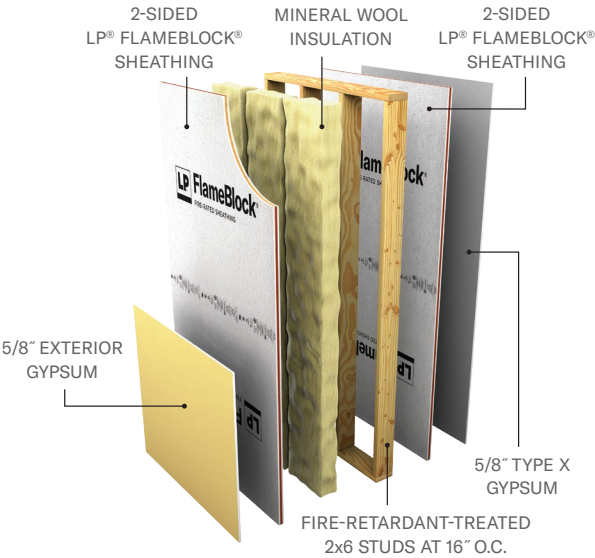
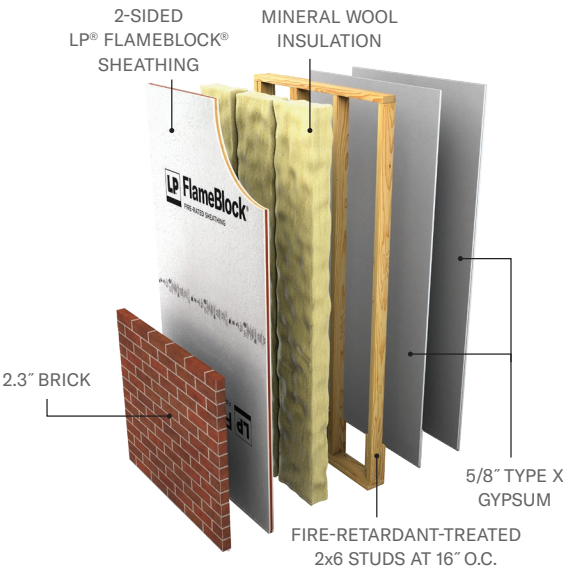
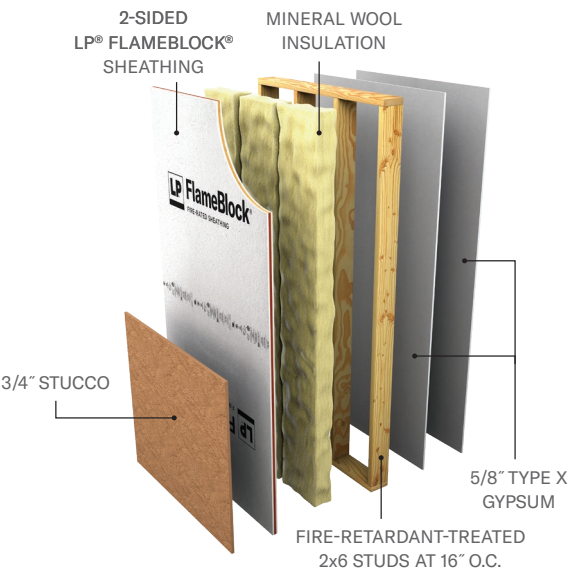
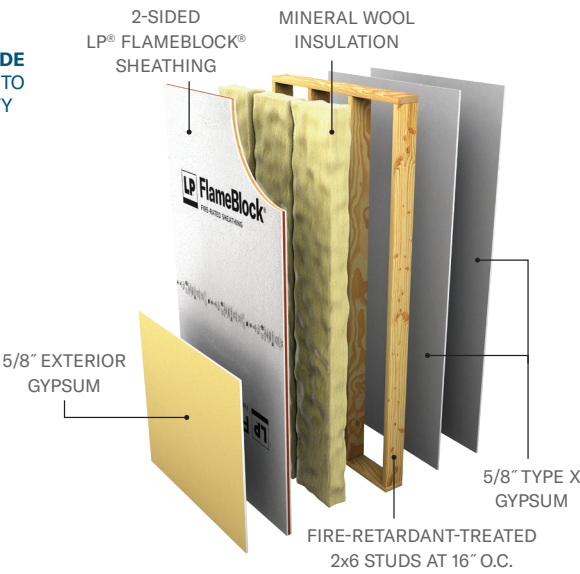
# TYPE III CONSTRUCTION

2-sided LP® FlameBlock® sheathing and non-combustible or fire-retardant-treated wood (FRTW) studs are required for exterior walls in buildings of Type III construction. See pages 22-27 for other wood and metal stud assembly options not shown and assembly design listings for additional information.

## 2-HOUR EITHER SIDE

### V337

2-HOUR EITHER SIDE  
LOAD RESTRICTED TO  
73% STUD CAPACITY





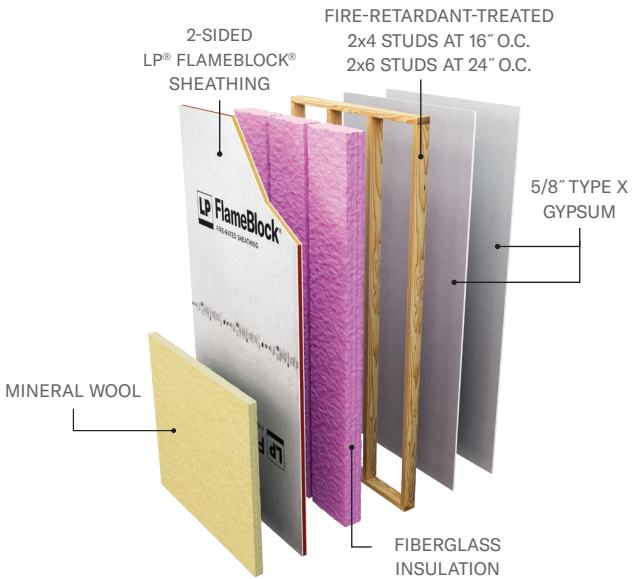
# TYPE III CONSTRUCTION

2-sided LP® FlameBlock® sheathing and non-combustible or fire-retardant-treated wood (FRTW) studs are required for exterior walls in buildings of Type III construction. See pages 22-27 for other wood and metal stud assembly options not shown and assembly design listings for additional information.

## 2-HOUR EITHER SIDE

### U349


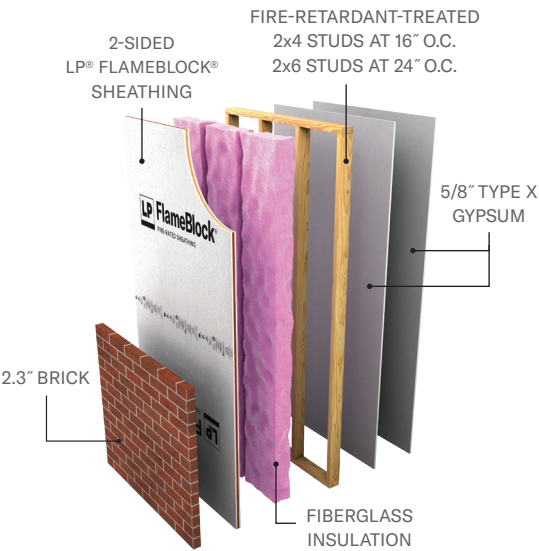
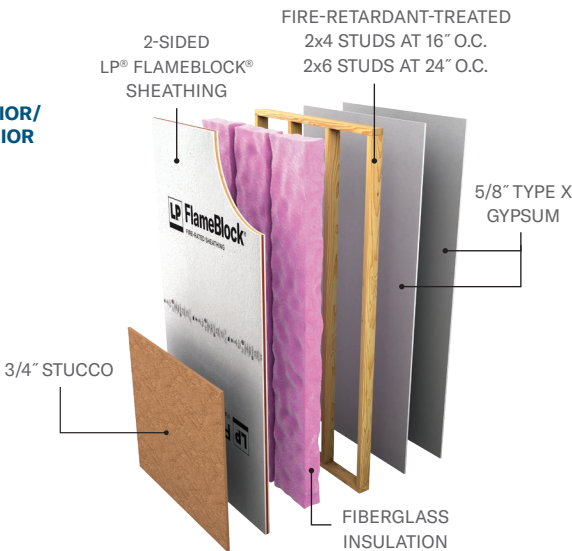
2-HOUR EITHER SIDE



## 2-HOUR INTERIOR, 1-HOUR EXTERIOR

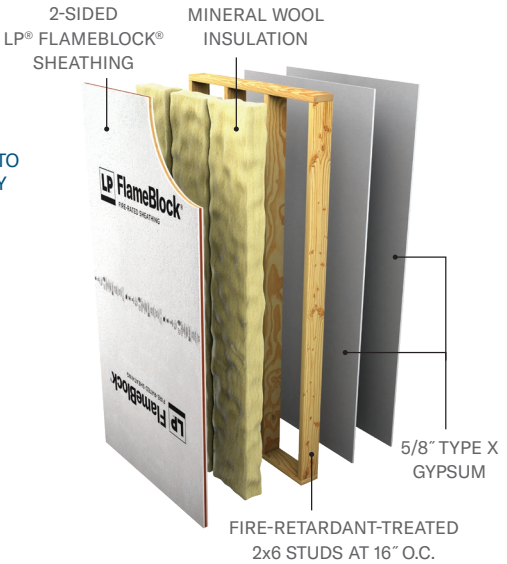
### U349

2-HOUR INTERIOR/  
1-HOUR EXTERIOR



### V337

2-HOUR INTERIOR  
1-HOUR EXTERIOR  
LOAD RESTRICTED TO  
73% STUD CAPACITY



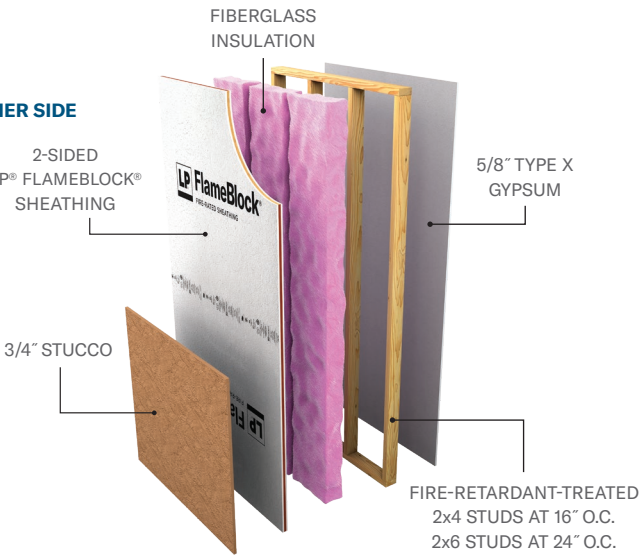
# TYPE III CONSTRUCTION

2-sided LP® FlameBlock® sheathing and non-combustible or fire-retardant-treated wood (FRTW) studs are required for exterior walls in buildings of Type III construction. See pages 22-27 for other wood and metal stud assembly options not shown and assembly design listings for additional information.

## 1-HOUR EITHER SIDE

### U348

1-HOUR EITHER SIDE



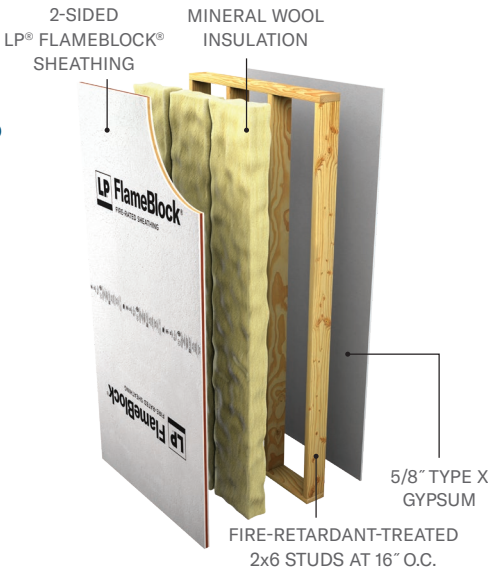
### U348

1-HOUR EITHER SIDE



### V337


1-HOUR EITHER SIDE  
LOAD RESTRICTED TO  
73% STUD CAPACITY



## 2-HOUR INTERIOR ONLY

### U349

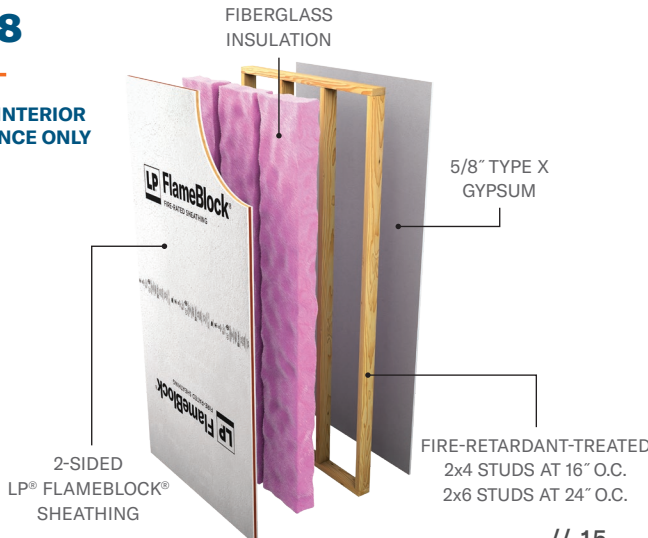
2-HOUR INTERIOR  
RESISTANCE ONLY



## 1-HOUR INTERIOR ONLY

### U348

1-HOUR INTERIOR  
RESISTANCE ONLY





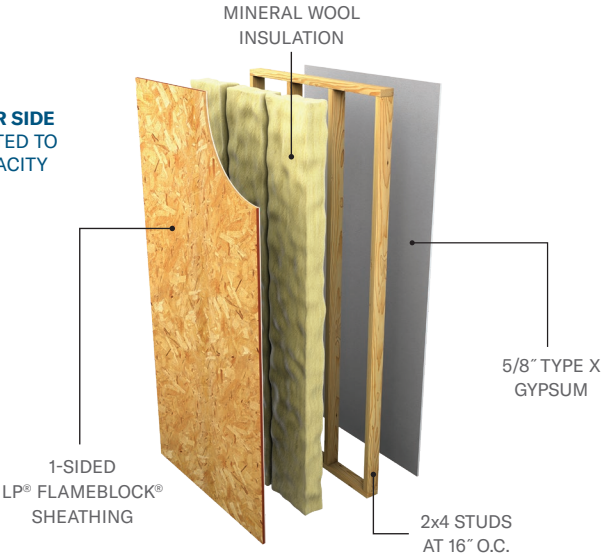
# TYPE V CONSTRUCTION

See pages 22-27 for other wood and metal stud assembly options not shown and assembly design listings for additional information.

## 1-HOUR EITHER SIDE

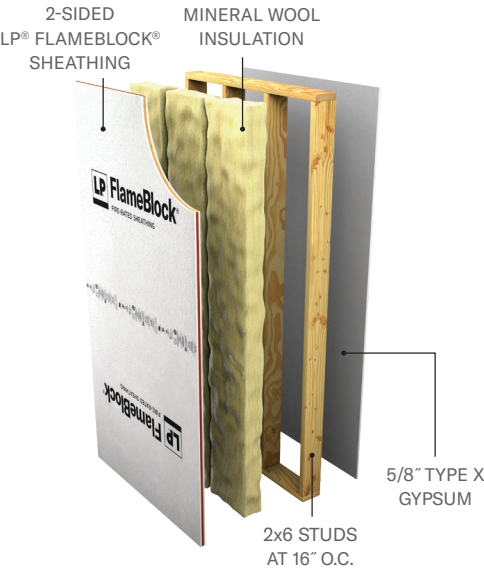
### V340

1-HOUR EITHER SIDE  
LOAD RESTRICTED TO  
40% STUD CAPACITY



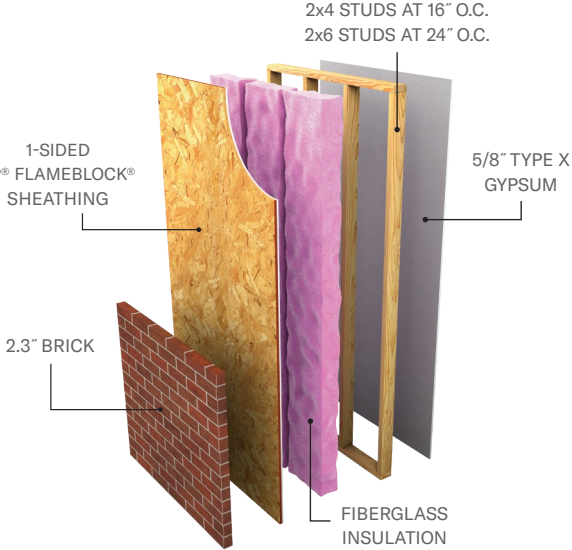
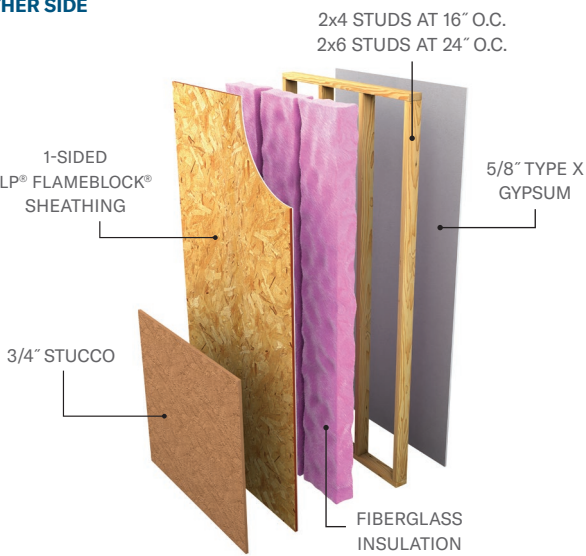
### V337

1-HOUR EITHER SIDE  
LOAD RESTRICTED TO  
73% STUD CAPACITY



### U348

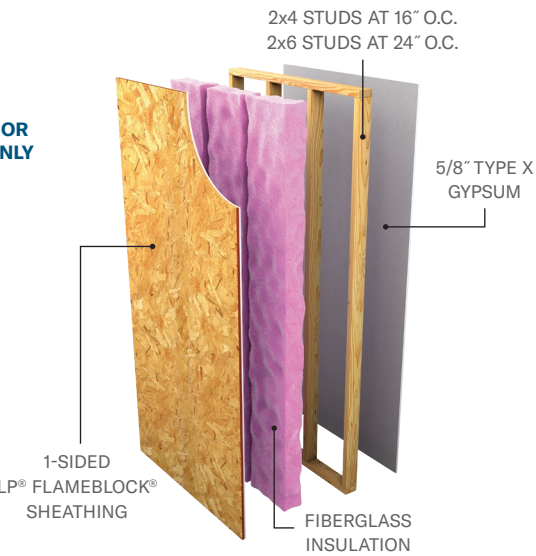
1-HOUR EITHER SIDE



## 1-HOUR INTERIOR ONLY

### U348

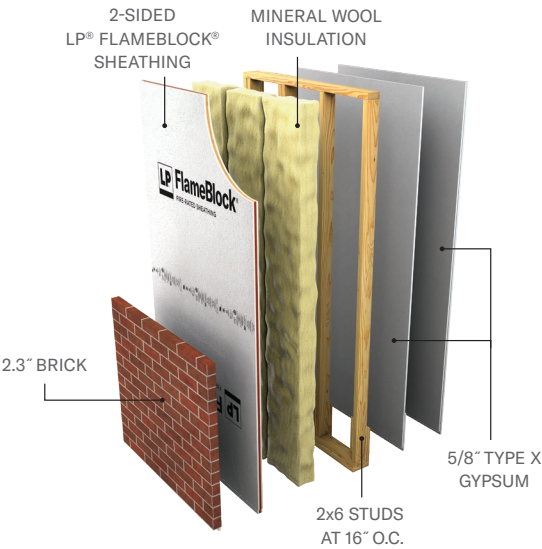
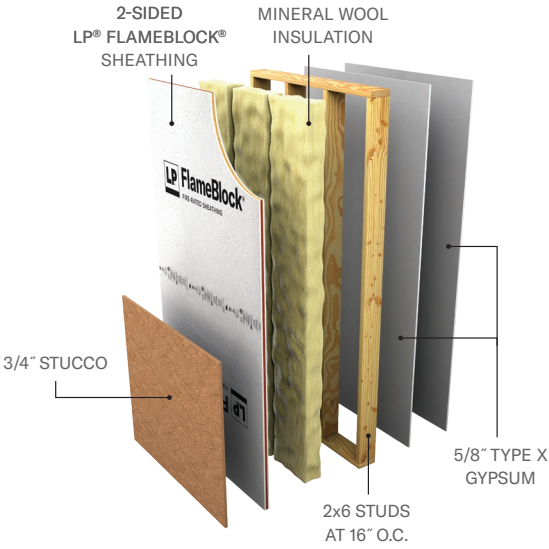
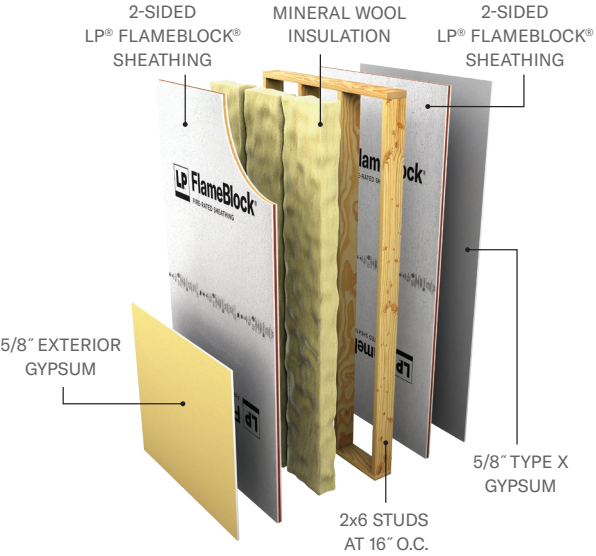
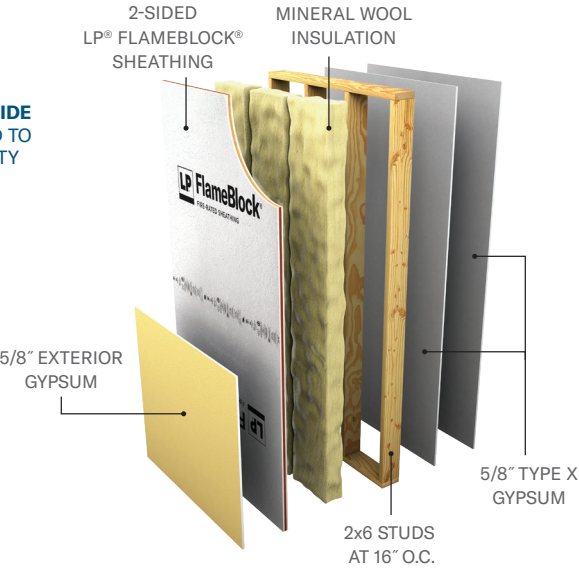
1-HOUR INTERIOR  
RESISTANCE ONLY



## 2-HOUR EITHER SIDE

### V337

2-HOUR EITHER SIDE  
LOAD RESTRICTED TO  
73% STUD CAPACITY





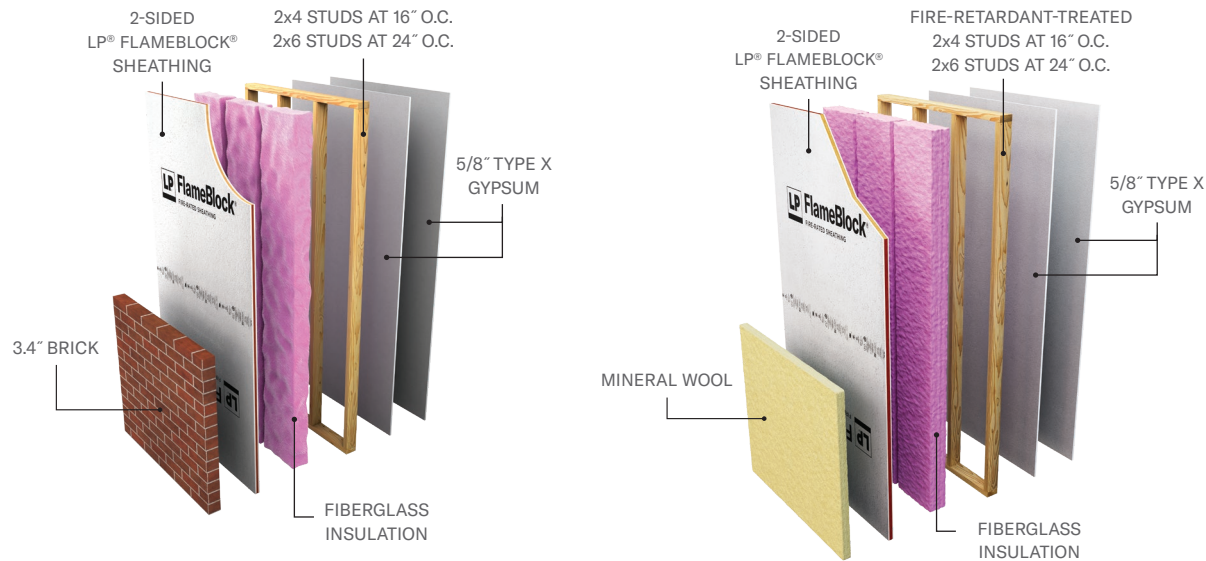
# TYPE V CONSTRUCTION

See pages 22-27 for other wood and metal stud assembly options not shown and assembly design listings for additional information.

## 2-HOUR EITHER SIDE

### U349

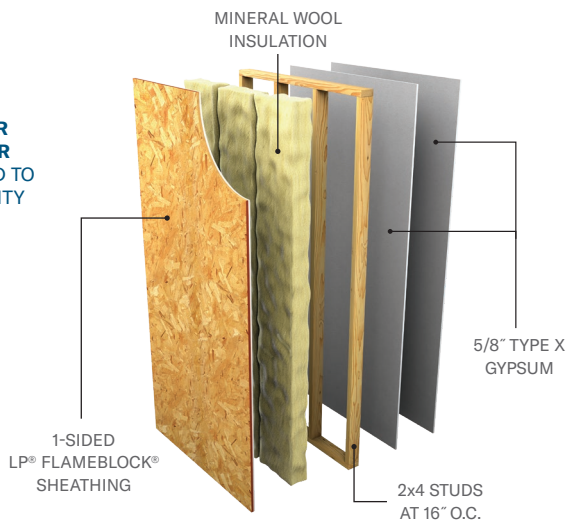
2-HOUR EITHER SIDE



## 2-HOUR INTERIOR, 1-HOUR EXTERIOR

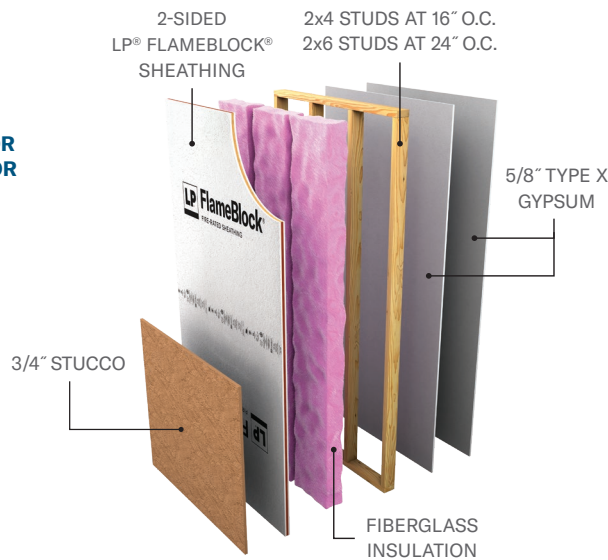
### V340

2-HOUR INTERIOR  
1-HOUR EXTERIOR  
LOAD RESTRICTED TO  
40% STUD CAPACITY



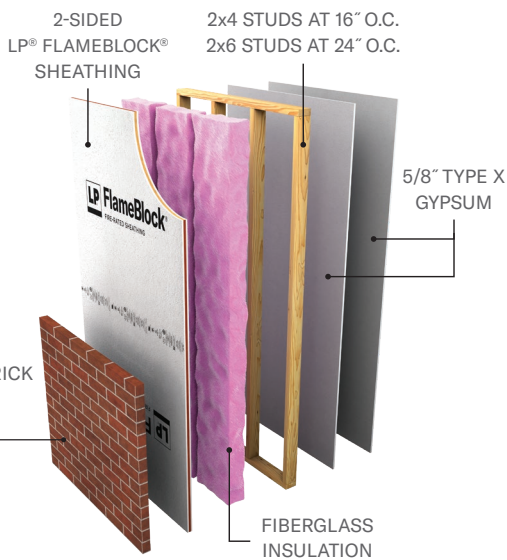
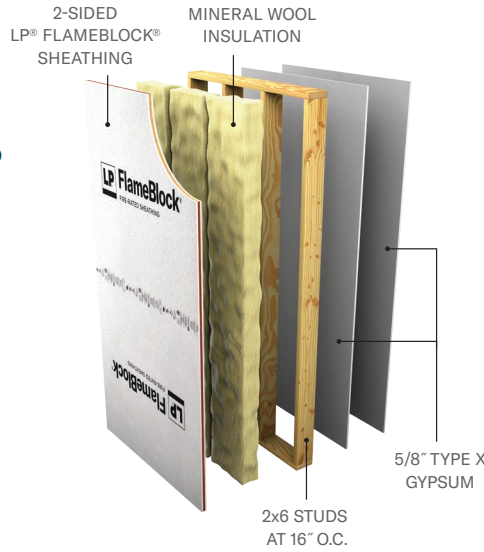
### U349

2-HOUR INTERIOR  
1-HOUR EXTERIOR



### V337

2-HOUR INTERIOR  
1-HOUR EXTERIOR  
LOAD RESTRICTED TO  
73% STUD CAPACITY



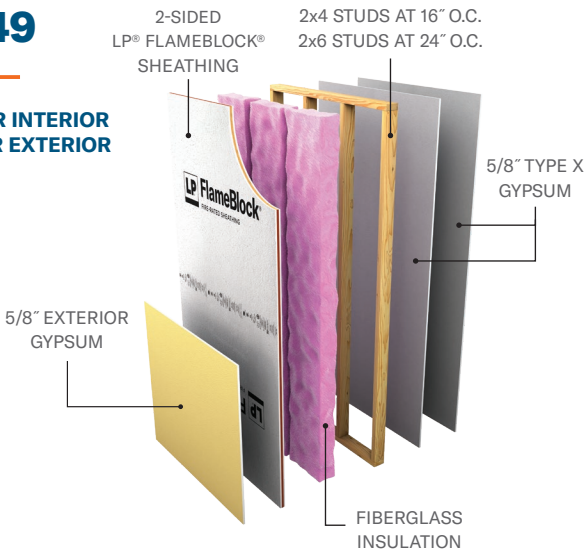
# TYPE V CONSTRUCTION

See pages 22-27 for other wood and metal stud assembly options not shown and assembly design listings for additional information.

## 2-HOUR INTERIOR, 1-HOUR EXTERIOR

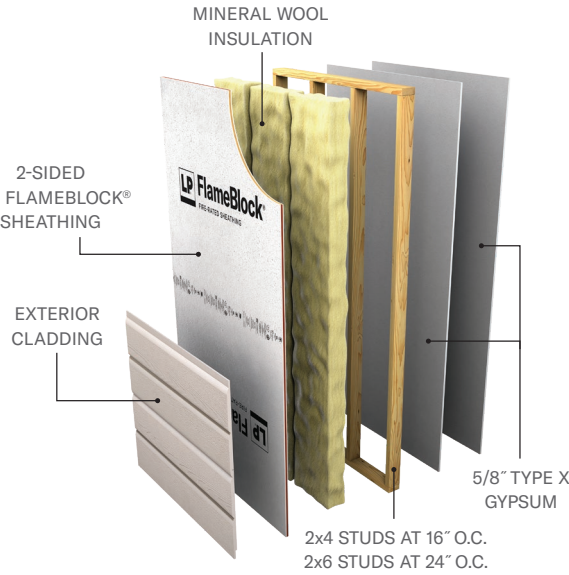
### U349

2-HOUR INTERIOR  
1-HOUR EXTERIOR



### W408

2-HOUR INTERIOR  
1-HOUR EXTERIOR



## 2-HOUR INTERIOR ONLY

### U349

2-HOUR INTERIOR  
RESISTANCE ONLY





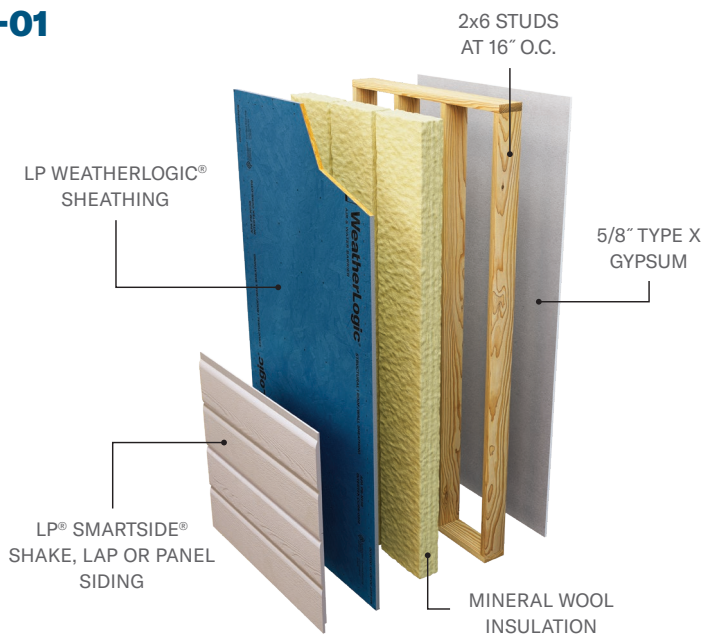
# LP WEATHERLOGIC® AIR & WATER BARRIER

## 1-HOUR FIRE-RESISTANCE-RATED WALL ASSEMBLIES

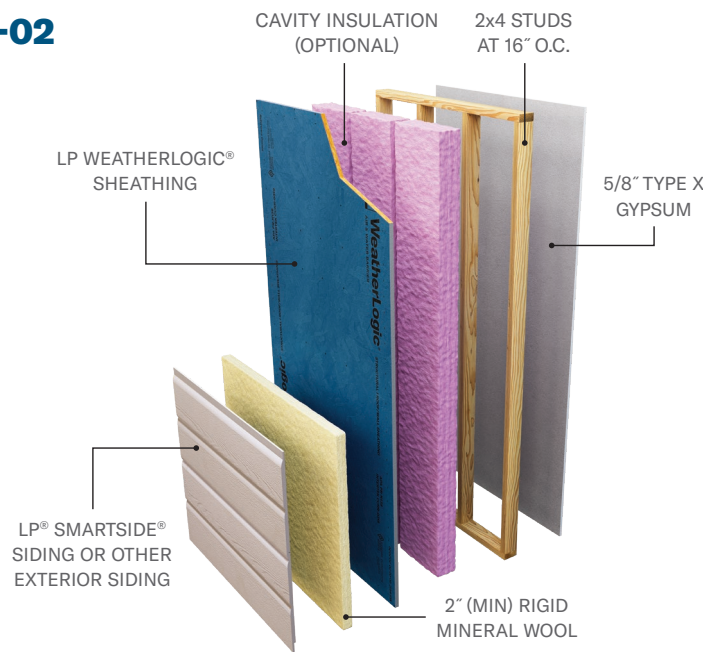
### SINGLE FAMILY & TYPE V ASSEMBLY 1-HOUR EITHER SIDE

#### LPC/WPPS 60-01

1-HOUR EITHER SIDE  
LOAD RESTRICTED TO  
41% STUD CAPACITY



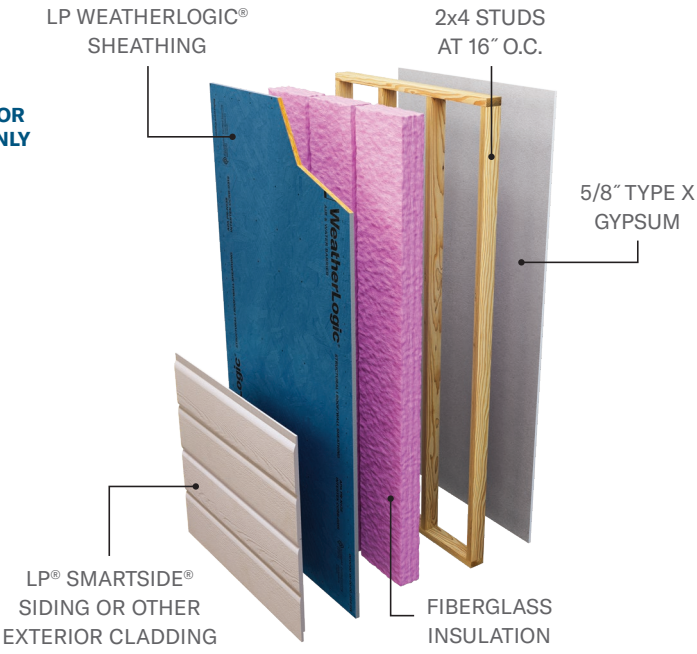
#### LPC/WPPS 60-02



### SINGLE FAMILY & TYPE V ASSEMBLY 1-HOUR EITHER SIDE

#### U356

1-HOUR INTERIOR  
RESISTANCE ONLY





# ASSEMBLIES

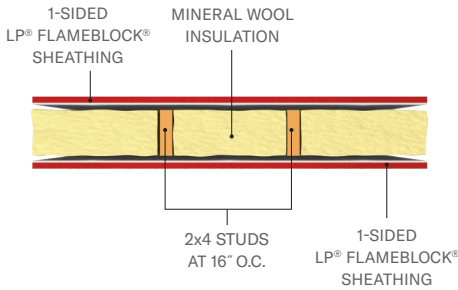
## WOOD STUDS

- Reference the UL listings for alternate configurations and additional information.
- The use of 2-sided LP® FlameBlock® sheathing or fire-retardant-treated wood framing may be required by the building Construction Type. Reference section 4.2 in ICC-ES ESR 1365 for additional information not shown.

### 45-MINUTE EITHER SIDE

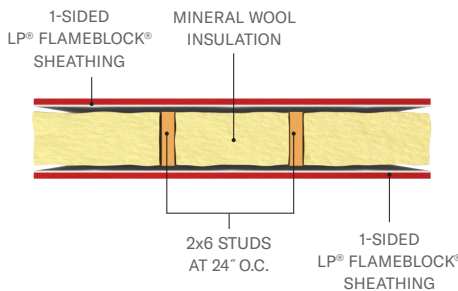
#### V338

45-MINUTE EITHER SIDE  
LOAD RESTRICTED TO  
51.2% STUD CAPACITY



#### V339

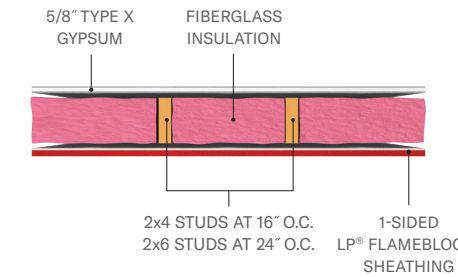
45-MINUTE EITHER SIDE  
LOAD RESTRICTED TO  
60.6% STUD CAPACITY



### 1-HOUR INTERIOR ONLY

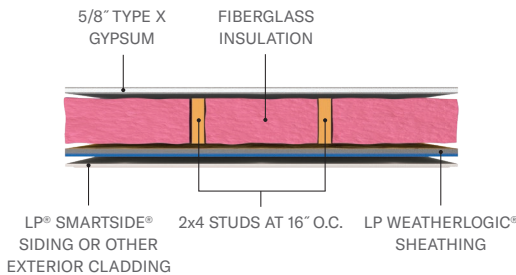
#### U348

1-HOUR INTERIOR  
RESISTANCE ONLY



#### U356

1-HOUR INTERIOR  
RESISTANCE ONLY

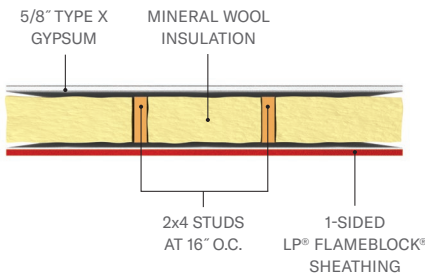


### 1-HOUR EITHER SIDE

#### V340

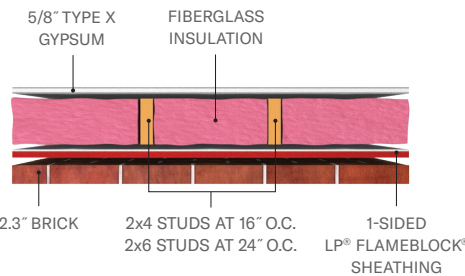
V340 REPLACES PREVIOUS INTERTEK ASSEMBLY DESIGN NUMBER LPB/WPPS 60-01

1-HOUR EITHER SIDE  
LOAD RESTRICTED TO  
40% STUD CAPACITY



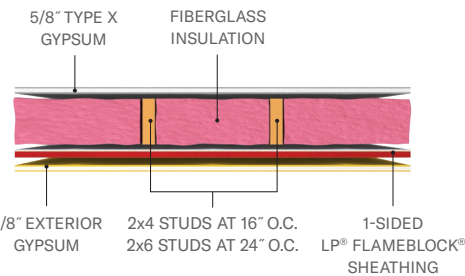
#### U348

1-HOUR EITHER SIDE



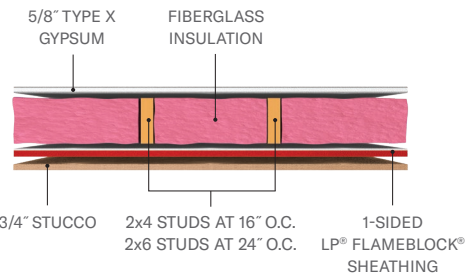
#### U348

1-HOUR EITHER SIDE



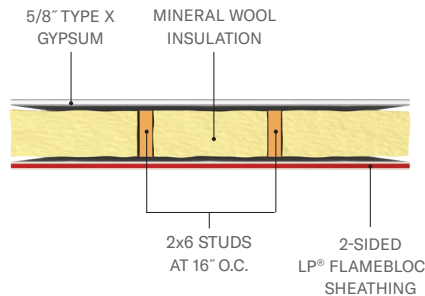
#### U348

1-HOUR EITHER SIDE



#### V337

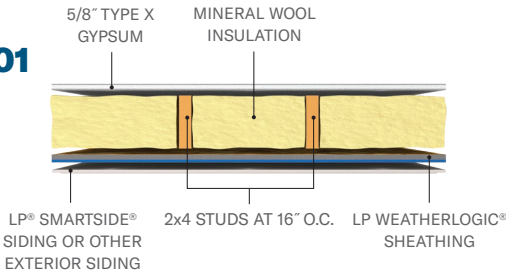
1-HOUR EITHER SIDE  
LOAD RESTRICTED TO  
73% STUD CAPACITY



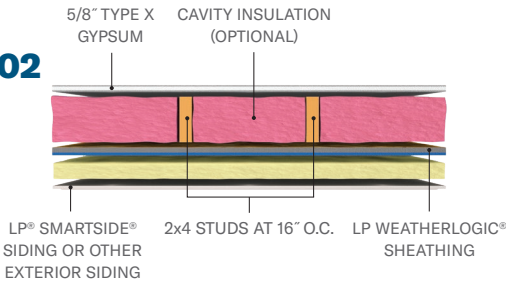
### 1-HOUR EITHER SIDE

#### LPC/ WPPS 60-01

1-HOUR EITHER SIDE  
LOAD RESTRICTED TO  
41% STUD CAPACITY



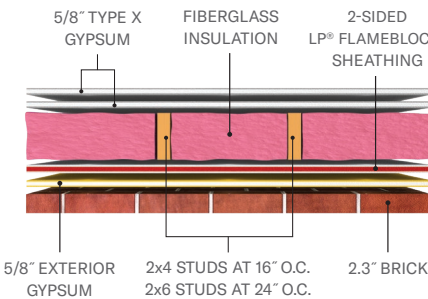
#### LPC/ WPPS 60-02



### 2-HOUR EITHER SIDE

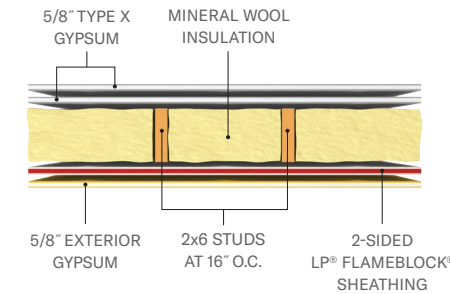
#### U349

2-HOUR EITHER SIDE



#### V337

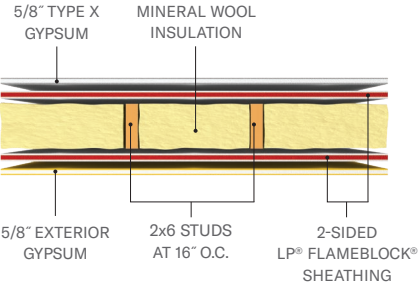
2-HOUR EITHER SIDE  
LOAD RESTRICTED TO  
73% STUD CAPACITY



### 2-HOUR EITHER SIDE

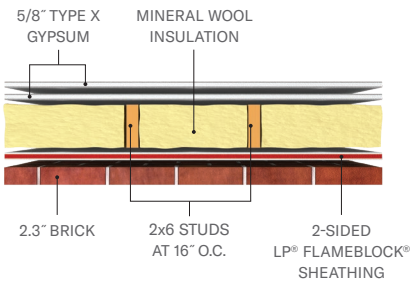
#### V337

2-HOUR EITHER SIDE  
LOAD RESTRICTED TO  
73% STUD CAPACITY



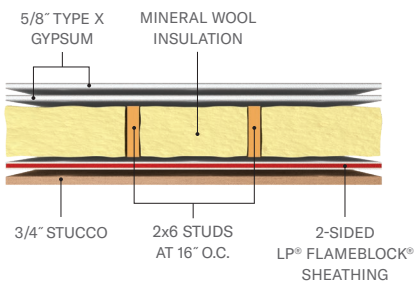
#### V337

2-HOUR EITHER SIDE  
LOAD RESTRICTED TO  
73% STUD CAPACITY



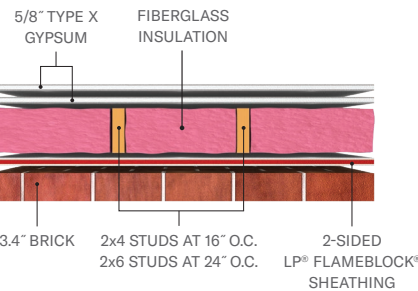
#### V337

2-HOUR EITHER SIDE  
LOAD RESTRICTED TO  
73% STUD CAPACITY



#### U349

2-HOUR EITHER SIDE





# ASSEMBLIES

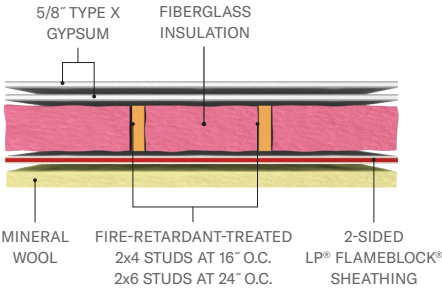
## WOOD STUDS

- Reference the UL listings for alternate configurations and additional information.
- The use of 2-sided LP® FlameBlock® sheathing or fire-retardant-treated wood framing may be required by the building Construction Type. Reference section 4.2 in ICC-ES ESR 1365 for additional information not shown.

### 2-HOUR EITHER SIDE

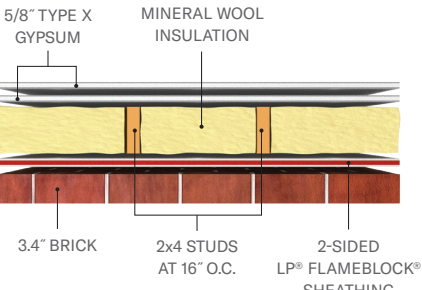
#### U349

2-HOUR EITHER SIDE



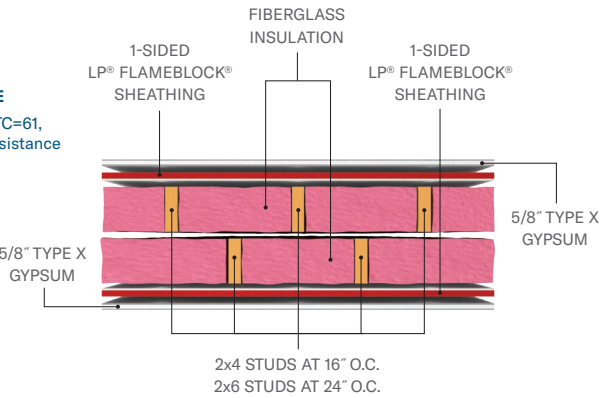
#### V340

2-HOUR EITHER SIDE  
LOAD RESTRICTED TO  
40% STUD CAPACITY



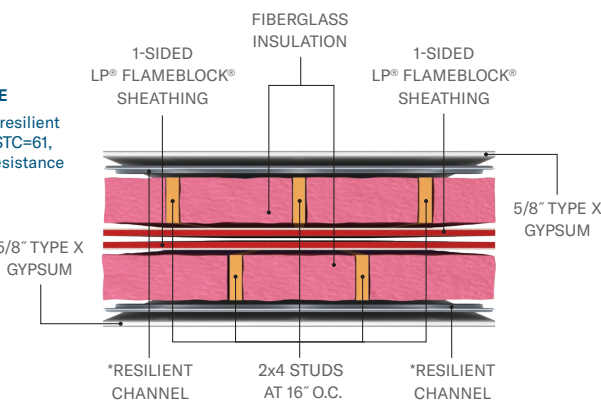
#### U350 A

2-HOUR EITHER SIDE  
Staggered studs for STC=61,  
not required for fire resistance



#### U350 B

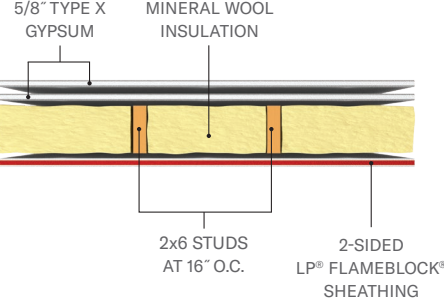
2-HOUR EITHER SIDE  
\*Staggered studs and resilient  
channel required for STC=61,  
not required for fire resistance



### 2-HOUR INTERIOR, 1-HOUR EXTERIOR

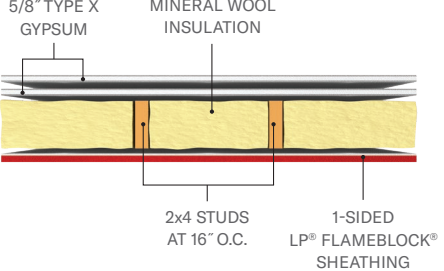
#### V337

2-HOUR INTERIOR  
1-HOUR EXTERIOR  
LOAD RESTRICTED TO  
73% STUD CAPACITY



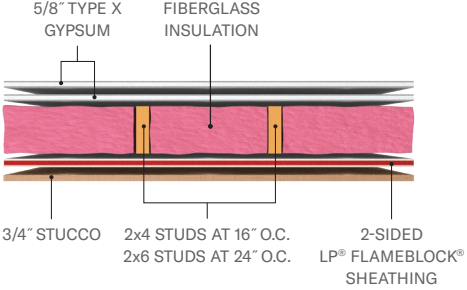
#### V340

2-HOUR INTERIOR  
1-HOUR EXTERIOR  
LOAD RESTRICTED TO  
40% STUD CAPACITY



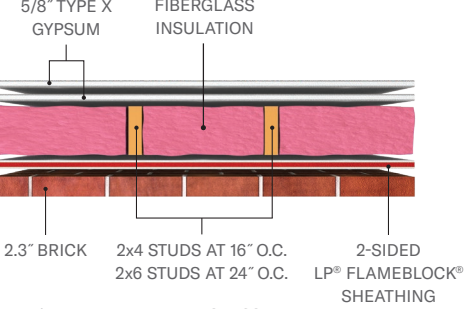
#### U349

2-HOUR INTERIOR  
1-HOUR EXTERIOR



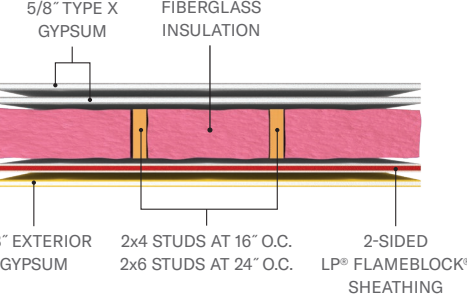
#### U349

2-HOUR INTERIOR  
1-HOUR EXTERIOR



#### U349

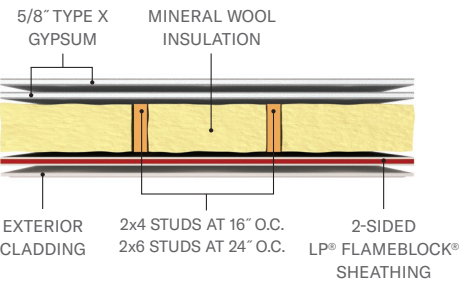
2-HOUR INTERIOR  
1-HOUR EXTERIOR



### 2-HOUR INTERIOR, 1-HOUR EXTERIOR

#### W408

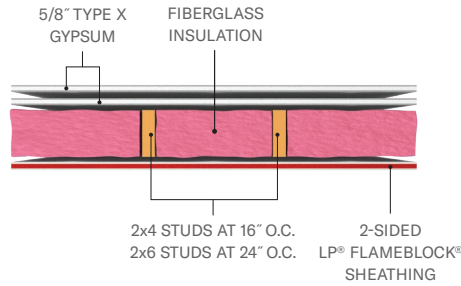
2-HOUR INTERIOR  
1-HOUR EXTERIOR



### 2-HOUR INTERIOR ONLY

#### U349

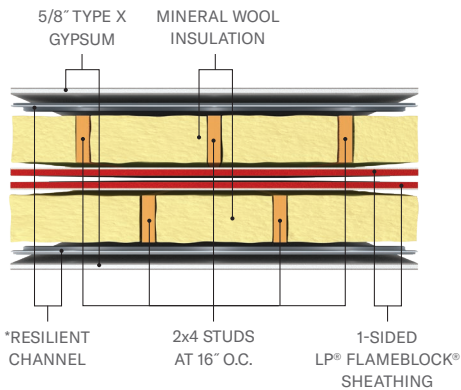
2-HOUR INTERIOR  
RESISTANCE ONLY



### TWO 1-HOUR WALLS

#### V340

TWO 1-HOUR WALLS  
LOAD RESTRICTED TO  
40% STUD CAPACITY





# ASSEMBLIES

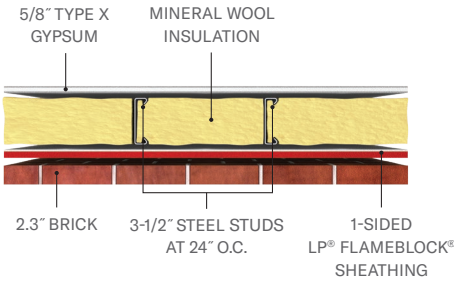
## STEEL STUDS

- Reference the UL listings for alternate configurations and additional information.
- The use of 2-sided LP® FlameBlock® sheathing may be required by the building Construction Type. Reference section 4.2 in ICC-ES ESR 1365 for additional information not shown.

### 1-HOUR EITHER SIDE

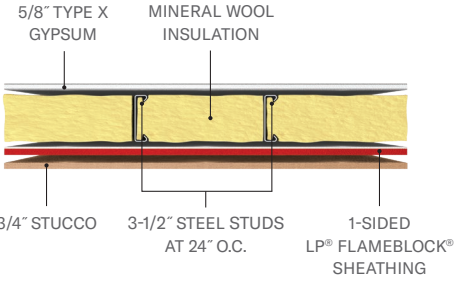
#### U348

1-HOUR EITHER SIDE



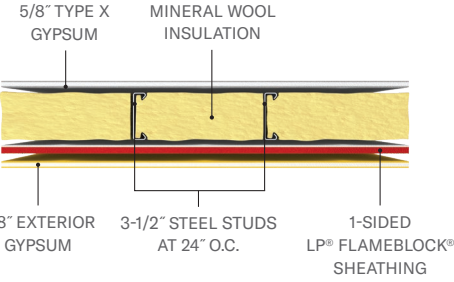
#### U348

1-HOUR EITHER SIDE



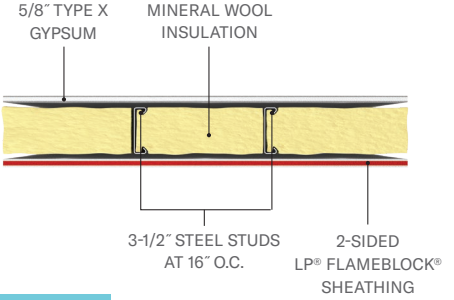
#### U348

1-HOUR EITHER SIDE



#### V337

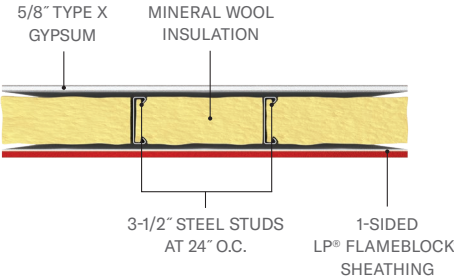
1-HOUR EITHER SIDE  
LOAD RESTRICTED TO  
73% STUD CAPACITY



### 1-HOUR INTERIOR ONLY

#### U348

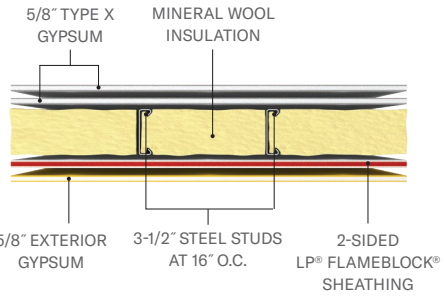
1-HOUR INTERIOR  
RESISTANCE ONLY



### 2-HOUR EITHER SIDE

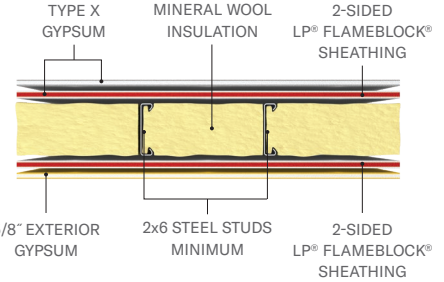
#### V337

2-HOUR EITHER SIDE  
LOAD RESTRICTED TO  
73% STUD CAPACITY



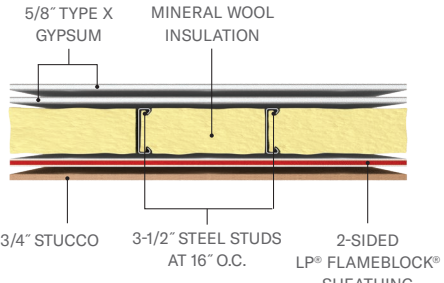
#### V337

2-HOUR EITHER SIDE  
LOAD RESTRICTED TO  
73% STUD CAPACITY



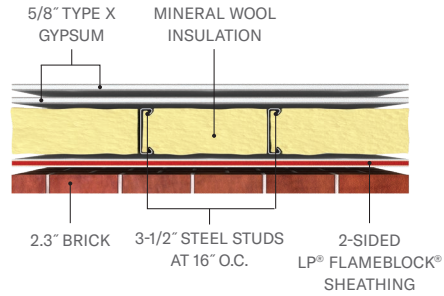
#### V337

2-HOUR EITHER SIDE  
LOAD RESTRICTED TO  
73% STUD CAPACITY



#### V337

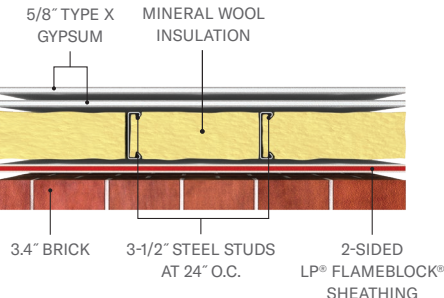
2-HOUR EITHER SIDE  
LOAD RESTRICTED TO  
73% STUD CAPACITY



### 2-HOUR EITHER SIDE

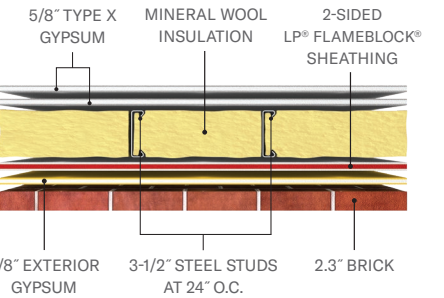
#### U349

2-HOUR EITHER SIDE



#### U349

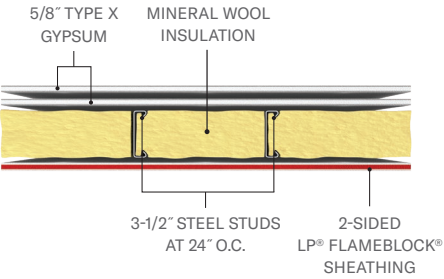
2-HOUR EITHER SIDE



### 2-HOUR INTERIOR ONLY

#### U349

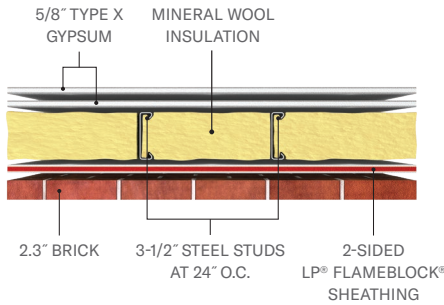
2-HOUR INTERIOR  
RESISTANCE ONLY



### 2-HOUR INTERIOR, 1-HOUR EXTERIOR

#### U349

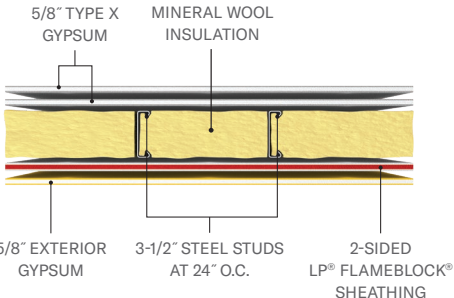
2-HOUR INTERIOR  
1-HOUR EXTERIOR



### 2-HOUR INTERIOR, 1-HOUR EXTERIOR

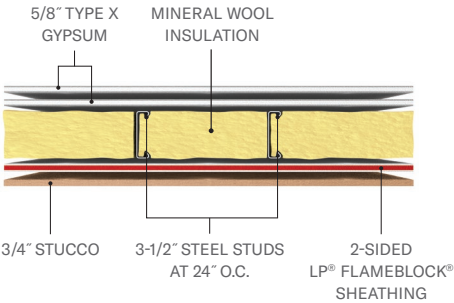
#### U349

2-HOUR INTERIOR  
1-HOUR EXTERIOR



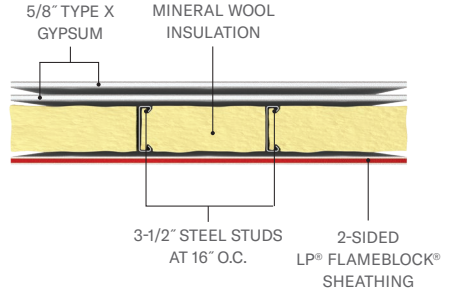
#### U349

2-HOUR INTERIOR  
1-HOUR EXTERIOR



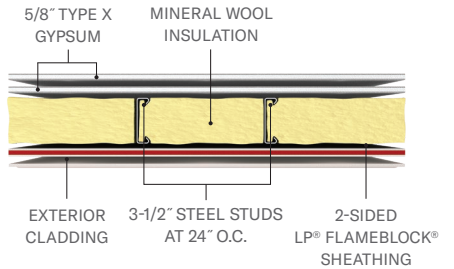
#### V337

2-HOUR INTERIOR  
1-HOUR EXTERIOR  
LOAD RESTRICTED TO  
73% STUD CAPACITY



#### W408

2-HOUR INTERIOR  
1-HOUR EXTERIOR








Find all LP® FlameBlock® product literature at

**LPCORP.COM/FLAMEBLOCK**



**⚠ WARNING:** Drilling, sawing, sanding or machining wood products can expose you to wood dust, a substance known to the State of California to cause cancer. Avoid inhaling wood dust or use a dust mask or other safeguards for personal protection. For more information, go to [www.P65Warnings.ca.gov/wood](http://www.P65Warnings.ca.gov/wood).

© 2025 Louisiana-Pacific Corporation. All rights reserved. APA is a registered trademark of APA – The Engineered Wood Association. Intertek is a registered trademark of Intertek Group, PLC. UL is a registered trademark of UL LLC. ICC-ES is a registered trademark of ICC Evaluation Service, LLC. All other trademarks are owned by Louisiana-Pacific Corporation.  
LPFB0176 7/25