

Materials



Quality for life

ONE | PLANNING
EQUIPPING
MATERIALS

Materials



Table of contents

1 Plaster and forming technology	13	9 Small parts and auxiliary materials	299
Plaster casting technology	14	EasyFit	300
Taking impressions	28	Straps and belts	303
Forming technology	30	Closure technology.....	309
2 Thermoplastics	35	Setting nuts, screws and rivets	330
Thermoplastic preregs	36	Parting agents and lubricants	340
Skinguard thermoplastics	41	Profiles and metal sheets	345
Thermoplastics	46	Sanding and polishing	
3 Lamination technology	71	– for socket routers	349
Stockinettes	72	– for belt sanders	354
Reinforcement materials	78	– orthopaedic footwear specialism/Flexam machines	355
Pedilen foams	91	Sanding and polishing	361
Acrylic sealing resins	100	Soldering and welding materials	363
Acrylic lamination resins	103	Coating materials	365
Vinyl lamination resins	108	Forearm crutches and canes	366
Epoxy lamination resins	109	10 Protective equipment	372
Epoxy lamination resin film	111		
Accessories	118		
Adhesive tapes	125		
4 Prepreg technology	135		
Thermoset preregs	136		
Thermoplastic preregs	149		
5 Elastomers	155		
Silicone rubbers.....	156		
Silicones	160		
6 Putties, adhesives, adhesive tapes and varnishes	173		
Plastic putties	174		
Adhesives	176		
Adhesive tapes.....	195		
Cleaners/thinners	204		
Varnishes	205		
7 Padding	211		
Skinguard padding	212		
Padding	213		
Cork	241		
Leather.....	243		
Cover fabrics	245		
8 Finishing	249		
Thermopapers	250		
Socket decors	268		
CarbonTEX	289		
SuperSkin	292		



"Our objective is to offer maximum mobility, independence and normality to people with physical disabilities. This means all our products have to be judged by the functionality they offer users."

Prof. Hans Georg Näder,
Chairperson of the Management Board,
Ottobock SE & Co. KGaA

A changing company

Ottobock develops medical technology products and high quality fitting concepts for people with limited mobility. Driven by a decisive, pioneering spirit, prosthetist Otto Bock founded the Orthopädische Industrie GmbH company in Berlin in 1919. He had the courage to break new ground and set higher standards that would ultimately revolutionise an entire industry. Under the leadership of his son-in-law, Dr. Max Näder, Ottobock grew from a national to an international company. Thanks to his creativity and inventive talent, Max Näder continued to set standards in orthopaedic technology with the development of products such as the modular leg prosthesis system and the myoelectrically-controlled upper limb prosthesis. The company began to establish an international network in 1958, when the first foreign branch was founded in the US. Professor Hans Georg Näder has pursued a consistent, dynamic approach to continue driving this growth, with the result that Ottobock is now a global player and a strong corporate brand. In all aspects of our business, people are always our number one priority: we are committed to helping everyone achieve maximum mobility, independence and quality of life.

Ottobock SE & Co. KGaA is simultaneously a family business and a modern, customer and success-oriented company. A network of sales and service companies in 59 countries ensures that we are close to our customers. This helps us understand user needs and customer requirements and integrate these aspects into the products we develop. With the business areas of Prosthetics, Orthotics, NeuroRehabilitation, Human Mobility (wheelchairs and rehabilitation devices), MedicalCare and Industrials, the broad-based company is capable of offering its customers a nearly unparalleled range of products, coordinated system solutions and extensive services.









We take responsibility for improving the quality of life of people with disabilities by creating solutions that are functionally and technologically outstanding – both now and into the future. The role played by high-quality materials is just as essential as expert craftsmanship when it comes to providing treatment for people with physical limitations. We continuously enhance our materials in order to improve the quality of treatment for patients and make the work of the O&P professional easier. Current legal requirements are always taken into account in this process. In addition to mechanical and chemical characteristics, the biological compatibility of materials is especially important. The quality and safety of materials is the top priority. Based on our practical treatment experience, we have compiled a portfolio of innovative and proven materials to offer you ideal solutions for a wide variety of orthopaedic technology applications.

Always at your service!

At Ottobock, we place great emphasis on CUSTOMER SERVICE. Our highly experienced representatives are standing by – ready to assist you with their comprehensive expertise, inform you about the latest developments and advise you on every aspect of our products. If you have a complex enquiry, our product experts and specialists from Fabrication will be delighted to help you. Our highly qualified sales team can assist with special technical solutions and their on-site implementation. We also offer end-to-end service plans.

About this catalogue

Explanation of symbols

	Two components: A-component, B-component
	Self-adhesive
	Adhesive on both sides
	Washable at 30 °C, gentle cycle
	Washable at 40 °C, gentle cycle
	Washable at 40 °C
	Washable at 60 °C
	Dry flat

Explanations of hazardous substance symbols

Hazard pictogram	Hazard class and hazard category
 GHS01 Exploding bomb	Explosive substances/mixtures and products with explosive materials: - Unstable, explosive - Subclasses 1.1, 1.2, 1.3, 1.4 Self-reactive substances and mixtures, type A Self-reactive substances and mixtures, type B (+ pictogram GHS02) Organic peroxides, type A Organic peroxides, type B (+ pictogram GHS02)
 GHS02 Flame	Flammable gases, hazard category 1 Aerosols, hazard categories 1, 2 Flammable liquids, hazard categories 1, 2, 3 Flammable solids, hazard categories 1, 2 Self-reactive substances and mixtures, types B (+ pictogram GHS01), C, D, E, F Pyrophoric liquids, hazard category 1 Pyrophoric solids, hazard category 1 Substances and mixtures capable of self-heating, hazard categories 1, 2 Substances and mixtures that release inflammable gases in combination with water, categories 1, 2, 3 Organic peroxides, types B (+ pictogram GHS01), C, D, E, F Substances and mixtures that release inflammable gases in combination with water, hazard categories 1, 2, 3
 GHS03 Flame over circle	Oxidising gases, category 1 Oxidising liquids, categories 1, 2, 3 Oxidising solids, categories 1, 2, 3
 GHS04 Gas cylinder	Gases under pressure: - compressed gases - liquefied gases - frozen liquefied gases - dissolved gases
 GHS05 Corrosion	Corrosive to metals, category 1 Corrosive/irritating effect on the skin, categories 1A, 1B, 1C Severe eye damage/eye irritation, category 1
 GHS06 Skull and crossbones	Acute toxicity (oral, dermal, inhalation), categories 1, 2, 3
 GHS07 Exclamation mark	Acute toxicity (oral, dermal, inhalation), category 4 Irritating to skin, category 2 Severe eye irritation, category 2 Skin sensitisation, categories 1, 1A und 1B Specific target organ toxicity (one-time exposure), category 3 Respiratory sensitisation, category 3 narcotic effect Hazardous to the ozone layer, category 1
 GHS08 Health hazard	Respiratory sensitisation, categories 1, 1A und 1B Germ cell mutagenicity, categories 1A, 1B, 2 Carcinogenicity, categories 1A, 1B, 2 Reproductive toxicity, categories 1A, 1B, 2 Specific target organ toxicity (one-time exposure), categories 1, 2 Specific target organ toxicity (repeated exposure), categories 1, 2 Aspiration hazard, category 1
 GHS09 Environment	Hazardous to water - acutely hazardous to water: category acute 1 - hazardous to water, long term: categories chronic 1, 2

Hazard classes and hazard category codes

Hazard class	Hazard classes and hazard category codes	Hazard class	Hazard classes and hazard category codes	Hazard class	Hazard classes and hazard category codes	
Explosive substances/ mixtures and products with explosive materials	Unst. Expl.	Substances and mixtures that release inflammable gases in combination with water	Water-react. 1	Severe eye damage/eye irritation	Eye Dam. 1	
	Expl. 1.1		Water-react. 2		Eye Irrit. 2	
	Expl. 1.2		Water-react. 3	Respiratory or skin sensi- tisation	Resp. Sens. 1	
	Expl. 1.3	Oxidising liquids	Resp. Sens. 1A			
	Expl. 1.4	Ox. Liq. 1	Resp. Sens. 1B			
	Inflammable gases (including chemically instable gases)	Expl. 1.5	Oxidising solids	Ox. Liq. 2	Germ cell mutagenicity	Skin. Sens. 1
		Expl. 1.6		Ox. Liq. 3		Skin. Sens. 1A
Flam. Gas 1		Ox. Sol. 1		Skin. Sens. 1B		
		Flam. Gas 2	Ox. Sol. 2	Muta. 1		
Chem. Unst. Gas A	Ox. Sol. 3	Muta. 1A				
Aerosols	Chem. Unst. Gas B	Organic peroxides	Org. Perox. A		Muta. 1B	
	Aerosol 1		Org. Perox. B	Muta. 2		
	Aerosol 2		Org. Perox. C	Carcinogenicity	Carc. 1	
	Aerosol 3	Org. Perox. CD	Carc. 1A			
Oxidising gases	Ox. Gas 1	Org. Perox. D	Org. Perox. E	Carc. 1B		
		Org. Perox. EF	Org. Perox. F	Carc. 2		
Gases under pressure	Press. Gas (Comp.) Press. Gas (Diss.) Press. Gas (Liq.) Press. Gas (Ref. Liq.)	Org. Perox. G	Corrosive to metals	Reproductive toxicity	Repr. 1	
		Met. Corr. 1			Repr. 1A	
		Acute toxicity			dermal Acute Tox. 1	Repr. 1B
					dermal Acute Tox. 2	Repr. 2
dermal Acute Tox. 3	Lact.					
Inflammable liquids	Flam. Liq. 1	dermal Acute Tox. 4	Specific target organ toxicity (one-time exposure)	STOT SE 1		
	Flam. Liq. 2	inhalation Acute Tox. 1		STOT SE 2		
	Flam. Liq. 3	inhalation Acute Tox. 2		drowsiness STOT SE 3		
Inflammable solids	Flam. Sol. 1	inhalation Acute Tox. 3	Specific target organ toxicity (repeated exposure)	general STOT SE 3		
	Flam. Sol. 2	inhalation Acute Tox. 4		resp. irrit. STOT SE 3		
Self-reactive substances and mixtures	Self-react. A	oral Acute Tox. 1	Corrosive/irritating effect on the skin	Aspiration hazard	STOT RE 1	
	Self-react. B	oral Acute Tox. 2			STOT RE 2	
	Self-react. C	oral Acute Tox. 3		Hazardous to water	Asp. Tox. 1	
	Self-react. CD	oral Acute Tox. 4			Aquatic Acute 1	
	Self-react. D	Skin. Corr. 1	Aquatic Chronic 1			
	Self-react. E		Skin Corr. 1A		Aquatic Chronic 2	
	Self-react. EF	Skin Corr. 1B	Aquatic Chronic 3			
	Self-react. F	Skin Corr. 1C	Aquatic Chronic 4			
Self-react. G	Skin Irrit. 2	Hazardous to the ozone layer	Ozone 1			
Pyrophoric liquids	Pyr. Liq. 1					
Pyrophoric solids	Pyr. Sol. 1					
Substances and mixtures capable of self-heating	Self-heat. 1					
	Self-heat. 2					

The hazard pictograms and the hazard class and hazard category codes printed in the catalogue correspond to the labelling requirements for hazardous substances at the time of printing. They refer to the raw materials in their unprocessed state and give notice of products classified as hazardous. Changes reserved. For further information on the hazard statements, please see the corresponding Ottobock safety data sheet, which is available on request.

Name of product

Illustration of product

Mixing ratio

Available information material

Awards

Product description at a glance

Orthocryl lamination resin 80:20 Speed
Reference number 617H19S

- Lamination resin for small prosthetic and orthotic components
- Same mixing ratio of hardener powder and lamination resin as with 617H19 Orthocryl lamination resin 80:20 (max. 3%)
- Requires only half the curing time of Orthocryl lamination resin 80:20
- Using the same proportion of hardener powder prevents the formation of bubbles and a brittle lamination with a shorter curing time
- Consistent lamination quality as with Orthocryl lamination resin 80:20, with a reduced curing time
- Same viscosity with the same mechanical characteristics as Orthocryl lamination resin 80:20
- Can be combined with all common reinforcement materials in orthopaedic technology
- Hardener/colour pastes are easy to mix

Mixing ratio

Resin	Hardener	Pigment paste
100	2.5	3

Information material

646D1444-EN_MASTER	617H19S Orthocryl lamination resin 80:20 Speed product brief
646F351-EN_MASTER	Lamination resins poster

Technical data

Article number	Net contents
617H19S-0-3000	0.9 kg
617H19S-4-6000	4.6 kg
617H19S-25	25 kg

Hazard information

Technical data

Notice

Tip

Please note that the basic colours listed in the catalogue do not necessarily match the actual colour effect.





Plaster and forming technology

A plaster cast fabricated according to functional aspects is a prerequisite for good contact between the prosthetic socket and the residual limb.

Aside from skilled craftsmanship, the plaster casting technology – from taking impressions on the patient to practical positive modelling – also requires materials of high quality. The plaster used should have a porous structure and yet still be fine-grained. Once final corrections have been made, the plaster positive is sanded down to a smooth finish and thoroughly dried. Only then can the process of preparing a prosthetic socket using the plaster model be started.

Pedilen duplicating foams have proven excellent for precise forming of prosthetic sockets. The hardened, formed part is flexible and can easily be removed from the socket. It retains its shape and dimensions. These characteristics ensure precise and reliable finishing.



Visit www.pem.ottobock.com to obtain up-to-date product information at any time.

Plaster and forming technology

Plaster casting technology



Plaster insulating cream

Reference number 640Z5

- Separating layer for isolating the skin during plaster casting
- Readily visible transfer of markings to the negative with an indelible pencil or grease pencil
- Applied to the skin, an even insulating film forms immediately due to body heat
- Does not smear, drip or stick

Technical data

Article number	Net contents
640Z5-1	1 kg
640Z5-5	5 kg



Plaster parting agent

Reference number 85F1

- For isolating plaster from plaster
- For isolating plaster from thermoplastics



Technical data

Article number	Net contents
85F1	1 l

Processing and usage examples for 85F1



Immerse stockinette directly in 85F1 plaster parting agent and allow to soak, or fill plaster parting agent into a 642B2 measuring cup and immerse stockinette.



Take the stockinette impregnated with plaster parting agent out of the bottle or measuring cup and pull it directly over the model.



Immediately before vacuum forming, impregnate the stockinette with plaster parting agent again and rub it in.



Bipatrix® quick plaster bandage

Reference number 699G*

- For taking a plaster cast
- Consists of a cotton substrate coated with a special natural plaster blend
- Latex-free
- Very good modelling properties
- Minimised dipping losses
- Easy to process
- Ensures high final strength, even with few layers
- Also available as 699G21 longuette for individual cutting
- Dipping water temperature: 20 °C to 25 °C
- Working time: approx. 2 minutes
- Load bearing capacity: partial load after 30 minutes, full load after 48 hours

Technical data

Article number	Length	Width	Order unit	Package contents
699G19=2X6	2 m	6 cm	Package	Package of 20, sealed in packs of 2 bandages
699G19=2X8	2 m	8 cm	Package	Package of 20, sealed in packs of 2 bandages
699G19=2X10	2 m	10 cm	Package	Package of 20, sealed in packs of 2 bandages
699G19=2X12	2 m	12 cm	Package	Package of 20, sealed in packs of 2 bandages
699G19=2X15	2 m	15 cm	Package	Package of 20, sealed in packs of 2 bandages
699G20=3X8	3 m	8 cm	Package	Package of 20, sealed in packs of 2 bandages
699G20=3X10	3 m	10 cm	Package	Package of 20, sealed in packs of 2 bandages
699G20=3X12	3 m	12 cm	Package	Package of 20, sealed in packs of 2 bandages
699G20=3X15	3 m	15 cm	Package	Package of 20, sealed in packs of 2 bandages
699G20=3X20	3 m	20 cm	Package	Package of 10, sealed in packs of 2 bandages



Biplatrix® quick plaster bandage

Reference number 699G21

- For taking a plaster cast
- Consists of a cotton substrate coated with a special natural plaster blend
- Latex-free
- Very easy moulding
- Minimised dipping losses
- Easy to process
- Ensures high final strength, even with few layers
- Longuette for individual cutting
- Dipping water temperature: 20 °C to 25 °C
- Working time: approx. 2 minutes
- Load bearing capacity: partial load after 30 minutes, full load after 48 hours

Technical data

Article number	Length	Width	Order unit	Package contents
699G21=25X10	25 m	10 cm	Package	Package of 1, 4 layers
699G21=25X12	25 m	12 cm	Package	Package of 1, 4 layers
699G21=25X15	25 m	15 cm	Package	Package of 1, 4 layers
699G21=25X20	25 m	20 cm	Package	Package of 1, 4 layers

Plaster and forming technology

Plaster casting technology



Elastic plaster bandages

Reference number 699G1

- For taking a plaster cast
- Compression of the elastic bandage begins as the plaster cures
- Curing time adapted to the application
- Coated plaster bandage that leads to less plaster waste, is easier and faster to work with, can take loads earlier and results in a higher final strength of the bandage

Technical data

Article number	Length	Width	Order unit	Package contents
699G1=10-12	3.6 m	10 cm	Package	12 piece(s)
699G1=12-12	3.6 m	12 cm	Package	12 piece(s)



Cellona® plaster bandages

Reference number 699G*

- For taking a plaster cast
- Easy moulding
- The bandage is ready for loading or transportation after only approx. 30 minutes and fully cured after approx. 24 hours
- Coated plaster bandage that leads to less plaster waste, is easier and faster to work with, can take loads earlier and results in a higher final strength of the bandage

Technical data

Article number	Length	Width	Order unit	Package contents
699G3=6-10	2 m	6 cm	Package	10 piece(s)
699G3=8-10	2 m	8 cm	Package	10 piece(s)
699G3=10-10	2 m	10 cm	Package	10 piece(s)
699G3=12-10	2 m	12 cm	Package	10 piece(s)
699G3=15-10	2 m	15 cm	Package	10 piece(s)
699G3=20-10	2 m	20 cm	Package	10 piece(s)
699G9=10-10	3 m	10 cm	Package	10 piece(s)
699G9=12-10	3 m	12 cm	Package	10 piece(s)
699G9=15-10	3 m	15 cm	Package	10 piece(s)
699G9=20-10	3 m	20 cm	Package	10 piece(s)

Cellona® is a registered trademark of Lohmann.



Dauerbinde® K

Reference number 699C6

- For compression after amputation
- To support and relieve the supporting apparatus and locomotor system
- For the fixation of bandages
- For the immobilisation of body parts
- For the reduction of haematomas
- 58% cotton, 24% polyamide, 8% spandex, 10% viscose
- Elasticity approx. 175%
- Easy handling for application of the long stretch bandage
- Strong fabric structure
- High permanent elasticity
- High restoring force
- Washable (can be washed 10 times at 95 °C with mild detergent, dry flat)

Information material

646D369=EN_INT

699C6 Dauerbinde® K
product brief



Technical data

Article number	Length	Width	Colour	Order unit	Package contents
699C6=10	7 m	10 cm	Beige	Package	10 piece(s)
699C6=12	7 m	12 cm	Beige	Package	10 piece(s)



Stucco plaster

Reference number 699G2

- For fabricating positive moulds for orthopaedic technology
- Coarser grain than alabaster modelling plaster
- Quick hardening
- High strength

Technical data

Article number	Net contents
699G2=25	25 kg



Alabaster modelling plaster

Reference number 699G4

- For fabricating positive moulds for orthopaedic technology
- Made of select raw stones, finely ground and very pure with a high index of whiteness
- After hardening, the surface is smooth and very well suited for modelling

Technical data

Article number	Net contents
699G4=25	25 kg

Dauerbinde® is a registered trademark of Lohmann.

Plaster and forming technology

Plaster casting technology



Synthetic plaster

Reference number 87G1

- For accurate visual models and mould construction
- Especially pure raw material
- Good water squeeze-out ability and high absorption capacity
- Above average hardness

Technical data

Article number	Net contents
87G1	25 kg

Mixing ratio

Water	Synthetic plaster 87G1
1	3



Porous plaster

Reference number 87G4

- Special plaster for direct contact with silicones in vacuum technology for Pastasil and Chlorosil
- Porous plaster for silicone technology
- Harder than modelling plaster
- Very good stability
- Low water consumption

Technical data

Article number	Net contents
87G4=25	25 kg

Mixing ratio

Water	Porous plaster 87G4
1	1.6



Practical recommendation 87G4

- Mixing time approx. 2–4 minutes.
- To protect the product during use, open or partly used bags should be carefully folded and sealed.



Orthocryl varnish

Reference number 635L12

- For isolating damp plaster models
- High quality 1-component acrylic-based topcoat for metals, wood and various plastics
- For varnishing sanded laminate surfaces
- Base: synthetic adhesive agent and solvent
- Resistant to touch after approx. 1 hour and fully cured after approx. 24 hours
- Can be coloured with Ottobock pigment pastes
- 634A1 suitable as a thinner



Information material

646F297=GB

Adhesives, putties, varnishes and thinners poster

Technical data

Article number	Net contents	Colour
635L12	0.95 kg	Transparent



Thinner and solvent

Reference number 634A1

- For thinning and as a cleaning agent, among other things for 635L8 socket interior varnish and 635L12 Orthocryl varnish
- For washing varnishes
- For cleaning and degreasing, e.g. metals, wood, parchment
- Excellent thinner and solvent




Flam. Liq. 2,
Eye Irrit. 2,
drowsiness STOT SE 3

Technical data

Article number	Net contents
634A1=0.950	0.95 kg
634A1=5	5 kg
634A1=10	10 kg

Plaster and forming technology

Plaster casting technology



Copying pens

Reference number 645C1

- For marking on plaster casts and models
- Waterborne paint base

Technical data

Article number	Colour	Order unit	Package contents
645C1	Blue	Package	12 piece(s)




Grease pens

Reference number 645C2

- For marking on damp plaster casts and models
- For marking, e.g. on thermoplastic materials
- For paper, glass, plastic, metal
- Good alternative to permanent makers, since easily removable
- Lead made of high-quality pigments
- Paintable with water

Technical data

Article number	Colour	Order unit	Package contents
645C2=2	Red	Package	12 piece(s)
645C2=3	Green	Package	12 piece(s)
645C2=5	Blue	Package	12 piece(s)



Grit cloth

Reference number 649G22

- Facilitates the simplified surface treatment of plaster models
- Adapts to curvatures during the sanding process

Technical data

Article number	Length	Width	Grain
649G22=100	280 mm	230 mm	100
649G22=180	280 mm	230 mm	180



Soft Pad sanding paper

Reference number 649G26

- For manual finish grinding of contours, curvatures and hard to reach areas
- Polyurethane foam with aluminium oxide
- Can be used wet and dry
- Highly flexible, does not buckle
- Does not form sharp edges
- Adapts to any contour
- Does not slip in the hand
- Produces a very fine and even finish

Technical data

Article number	Version	Length	Width	Grain	Height	Order unit	Package contents
649G26=320	320	115 mm	140 mm	320 – 400 (fine)	5 mm	Package	20 piece(s)
649G26=400	400	115 mm	140 mm	400 – 500 (super fine)	5 mm	Package	20 piece(s)

Processing and usage examples for 649G26



Compress 649G26 Soft Pad sanding paper and submerge it in water until fully soaked.



With the soaked Soft Pad sanding paper, sand the plaster model using the abrasive side with circular movements and low pressure. (Do not rinse sanding residue under running water!) Soft pad sanding paper can be folded centrally, so that small radii can be worked without damaging the brim.



Soak Soft Pad sanding paper with water again and use the foam side to hone the plaster model in order to close fine pores with the accumulated plaster residue.

Plaster and forming technology

Plaster casting technology



Cellacast Xtra® synthetic casting tapes

Reference number 699G30

- For immobilisation after fractures, operations and orthopaedic corrections; for treatment of joint and bone disorders and for promoting mobilisation as well as for bandaging child patients
- For making temporary fastenings in prosthetics (socket protection/adaptor securing, e.g. check sockets)
- For producing negative casts (orthotics)
- Alternative to the conventional plaster bandage
- Lightweight, permeable to air, X-ray transparent, waterproof and very stable once hardened
- Good adhesion to various materials, e.g. wood, lamination resin, foam, thermoplastic materials

Product example



Technical data

Article number	Length	Width	Colour	Order unit	Package contents
699G30=5-3-10	3.6 m	5 cm	Green	Package	10 piece(s)
699G30=7.5-3-10	3.6 m	7.5 cm	Green	Package	10 piece(s)
699G30=10-3-10	3.6 m	10 cm	Green	Package	10 piece(s)
699G30=12.5-3-10	3.6 m	12.5 cm	Green	Package	10 piece(s)
699G30=5-4-10	3.6 m	5 cm	Yellow	Package	10 piece(s)
699G30=7.5-4-10	3.6 m	7.5 cm	Yellow	Package	10 piece(s)
699G30=10-4-10	3.6 m	10 cm	Yellow	Package	10 piece(s)
699G30=12.5-4-10	3.6 m	12.5 cm	Yellow	Package	10 piece(s)
699G30=5-5-10	3.6 m	5 cm	Blue	Package	10 piece(s)
699G30=7.5-5-10	3.6 m	7.5 cm	Blue	Package	10 piece(s)
699G30=10-5-10	3.6 m	10 cm	Blue	Package	10 piece(s)
699G30=12.5-5-10	3.6 m	12.5 cm	Blue	Package	10 piece(s)
699G30=5-9-10	3.6 m	5 cm	Cream	Package	10 piece(s)
699G30=7.5-9-10	3.6 m	7.5 cm	Cream	Package	10 piece(s)
699G30=10-9-10	3.6 m	10 cm	Cream	Package	10 piece(s)
699G30=12.5-9-10	3.6 m	12.5 cm	Cream	Package	10 piece(s)
699G30=5-13-10	3.6 m	5 cm	Orange	Package	10 piece(s)
699G30=7.5-13-10	3.6 m	7.5 cm	Orange	Package	10 piece(s)
699G30=10-13-10	3.6 m	10 cm	Orange	Package	10 piece(s)
699G30=12.5-13-10	3.6 m	12.5 cm	Orange	Package	10 piece(s)



Practical recommendation 699G30

- We recommend using 641H9=2 latex-free examination gloves for processing.
- The bandage can be prevented from sticking to the skin by enveloping all surfaces that come into contact with the synthetic bandage in a body protection stockinette (e.g. 81A1 nylon stockinette) before applying the bandage.

Cellacast Xtra® is a registered trademark of Lohmann.



Plaster sock

Reference number 641T9

- Device to protect the body during plastering
- For forearm fittings
- 88% polyamide and 12% spandex
- Prevents skin stressing
- Suitable for surfaces

Technical data

Article number	For size	Length	Width
641T9=M	M	350 mm	75 mm



Plaster shirt

Reference number 641T10

- Device to protect the body during plastering
- For upper arm residual limbs and shoulder disarticulation
- 88% polyamide and 12% spandex
- Prevents skin stressing
- Suitable for surfaces

Technical data

Article number	For size	Length	Width
641T10=M	M	665 mm	370 mm



Body protection stockinette kit

Reference number 641T3

- Device to protect the body during plastering
- Body protection stockinette and residual limb protection stockinette for transfemoral amputations
- 100% cotton
- Prevents skin stressing
- Suitable for surfaces

Technical data

Article number	Version	Length	Width	Order unit	Package contents
641T3=1	1	16 cm	30 cm	Package	6 piece(s)
641T3=2	2	32 cm	30 cm	Package	6 piece(s)
641T3=3	3	16 cm	38 cm	Package	6 piece(s)
641T3=4	4	32 cm	38 cm	Package	6 piece(s)

Plaster and forming technology

Plaster casting technology



Body protection stockinette

Reference number 641T2

- Device to protect the body during plastering
- Body protection stockinette for hip disarticulation
- 100% cotton
- Prevents skin stressing
- Suitable for surfaces

Technical data

Article number	Version	Width	Order unit	Package contents
641T2=1	1	Approx. 30 cm	Package	6 piece(s)
641T2=2	2	Approx. 38 cm	Package	6 piece(s)



Stockinette straps

Reference number 21B34

- Attaching the stockinette during plaster casting
- Suspenders, narrow, with clip fasteners
- Nickel-free metal parts
- Washable
- Reusable

Technical data

Article number	Version	Length	Weight
21B34	Rubber strap with clips	120 cm	0.09 kg



Cellona® skin protection cream

Reference number 640Z10

- Protection and care cream for use during plastering work
- Easy dosing
- Penetrates quickly
- The skin is covered by a permeable protective care film
- Ideal for highly stressed skin

Technical data

Article number	Net contents	Order unit
640Z10	0.1 l	Tube

Cellona® is a registered trademark of Lohmann.



Nylon stockinette

Reference number 99B25

- For plaster casting, e.g. for KAFOs
- Suitable as filter tube for vacuum forming
- Polyamide
- Pre-impregnated

Technical data

Article number	Length	Order unit	Package contents
99B25	Approx. 50 cm	Package	10 piece(s)



Practical recommendation 99B25

Can be individually shortened and welded.

Processing and usage examples for 99B25



Pre-tension the 99B25 nylon stockinette, twist it and then secure it with combination pliers. Using a pair of scissors, cut off the end of the seam.



Using the flame of a cigarette lighter, weld the cut surface and then immediately smoothen the weld seam.



With the welded seam turned inwards, pull the sock over the model.

Plaster and forming technology

Plaster casting technology



Nylon stockinette

Reference number 81A1

- For plaster casting, e.g. for KAFOs
- Suitable as a filter and final layer for laminating
- For reinforcing Pastasil
- For vacuum technique with Chlorosil
- Polyamide
- Especially elastic
- Not pre-impregnated



Technical data

Article number	Length	Width	Weight
81A1=8	101.5 m	8 cm	1 kg
81A1=10	84.6 m	10 cm	1 kg
81A1=12	67.8 m	12 cm	1 kg
81A1=15	52.5 m	15 cm	1 kg
81A1=20	48 m	20 cm	1 kg

i **Practical recommendation 81A1**
Individually adaptable and weldable.

Processing and usage examples for 81A1



Application example – vacuum forming in orthotics

Pull 81A1 nylon stockinette over the plaster model, cut to length so it is twice the size of the model, twist off and fold back again.



Application example – vacuum forming in prosthetics

Pre-tension the 81A1 nylon stockinette, twist it and then secure it with combination pliers. Using a pair of scissors, cut off the end of the seam. Using the flame of a cigarette lighter, weld the cut surface and then immediately smoothen the weld seam.



With the welded seam turned inwards, pull the sock over the model.



Alginate

Reference number 87A1

- For detailed impressions of hands, fingers, feet, for epitheses and scar fittings
- Higher accuracy and level of detail than plaster
- Remains elastic after curing



Mixing ratio

Water	Alginate 87A1
1	1

Technical data

Article number	Net contents
87A1	0.45 kg



Practical recommendation 87A1

Mix in 1:1 ratio with cold water and apply as a layer of approx. 1 cm. Reinforce the exterior with a plaster bandage. Once hardened, promptly fill with 87G1/G4 plaster. Immediately after making the Alginate impression, prepare the plaster positive.



Vaseline

Reference number 84V1

- For isolating the skin for plaster casts
- High melting temperature, more effectively keeping the Vaseline in the areas to be isolated
- Especially well suited for taking impressions in warm environments due to the high melting temperature, remaining on the skin for a longer period of time
- Very high purity
- Pasty consistency
- Easy to spread

Technical data

Article number	Net contents	Colour
84V1	0.225 kg	White

Plaster and forming technology

Taking impressions



Impresil kit with case

Reference number 642V15

- For producing flexible and clean impressions
- Can be used for taking impressions and correcting trial fittings on the patient in many areas, including finger prostheses, partial hand prostheses, scar compression masks and gloves, forefoot prostheses, transfemoral and transtibial prostheses, liners as well as orthoses
- Enables taking a highly detailed impression of the area in question
- Clean processing under all ambient conditions
- Does not adhere to skin and hair, therefore easy to demould
- Unlike plaster bandages, does not leave residues on the skin
- Can be finished
- Can be sanded
- Saves time and material
- Refillable
- No irritants or allergens, therefore suitable for use on unbroken skin (no open wounds)

Information material

647G363

642V15=1/87A5 Impresil
instructions for use



Technical data

Article number	Shore hardness	Package contents
642V15=1	30° Shore A	1 dispenser, 5 cartridges, 75 ml each (component A and component B), 20 static mixers



Practical recommendation 642V15

- To prevent the material from dripping, apply a maximum of 5 mm to vertical surfaces during each process step.
- The processing time can be extended by cool storage.

Processing and usage examples for 642V15



Compensation of shape and volume differences in the trial phase of scar compression fittings.



Compensation of shape and volume differences in the trial phase of prosthetic sockets for the upper and lower limbs and in orthotics.



For taking impressions on the patient, e.g. partial hand/forefoot prostheses.



Impresil refill set

Reference number 87A5



Technical data

Article number	Package contents
87A5	5 cartridges, 75 ml each (component A and component B), 10 static mixers

Information material

647G363	642V15=1/87A5 Impresil instructions for use
---------	---



Refill pack: Impresil static mixer

Reference number 756Y74

Technical data

Article number	Package contents
756Y74	100 static mixers

Information material

647G363	642V15=1/87A5 Impresil instructions for use
---------	---

Plaster and forming technology

Forming technology



HS parting agent

Reference number 617F8

- For isolating the residual limb socket before taking a cast
- Solvent-free

Technical data

Article number	Net contents
617F8=0.150	0.15 kg
617F8=1	0.865 kg
617F8=5	4.6 kg



Practical recommendation 617F8

- Before taking impressions, the residual limb socket should be dry and free of grease and oil.
- In order to achieve optimum isolation, the residual limb socket should be thinly swashed out with the parting agent or the parting agent should be applied thinly with a cloth and then dried with cold air.



ThermoLyn trolene

Reference number 616T3

- Flexible polyethylene
- Used as a forming and parting material
- For orthotic components that require little stiffness but high flexibility
- For fabricating flaps in socket technology
- Individually cut to size, it can be used as a device for filling work
- Reusable and easy to clean due to its smooth surface
- Opaque
- Good transparency
- Low molecular weight
- Good thermoplastic formability
- High flexibility
- Temperature recommendation: processing temperature 125 °C (convection oven, infrared oven)

Information material

646F265=EN_INT

Thermoplastics poster

Technical data

Article number	Length	Width	Thickness	Colour
616T3=1	1000 mm	500 mm	1 mm	Natural colour
616T3=2	1000 mm	500 mm	2 mm	Natural colour
616T3=2000X1000X2	2000 mm	1000 mm	2 mm	Natural colour
616T3=2000X1000X3	2000 mm	1000 mm	3 mm	Natural colour
616T3=40X32X2	40 mm	32 mm	2 mm	Natural colour



Practical recommendation 616T3

Can also be used as a dummy material, e.g. with lamination technique.



Pedilen duplicating foam

Reference number 617H37

- Two-component synthetic material, excellent for quickly taking impressions of prosthetic sockets
- Undercuts are transferred exactly and can be demoulded easily
- Can be finished, for example by sanding, application of 636K17 lightweight putty
- Sensitive to moisture

Technical data

Article number	Net contents
617H37=0.865	0.865 kg
617H37=4.600	4.6 kg
617H37=9.320	9.32 kg



Practical recommendation 617H37

Immediately after the Pedilen duplicating foam has hardened and cooled, line the cast with an adequately stable layer of plaster. Let this layer harden and fill the model with plaster.



Hardener for Pedilen rigid foams

Reference number 617P21

- Hardener for all Pedilen rigid foams and Pedilen duplicating foams
- Hardener has no influence on the swelling factor, foam determines the swelling factor



inhalation Acute Tox. 4,
Skin Irrit. 2,
Eye Irrit. 2,
Resp. Sens. 1,
Skin. Sens. 1,
Carc. 2,
resp. irrit. STOT SE 3,
STOT RE 2

Technical data

Article number	Net contents
617P21=0.865	0.865 kg
617P21=2.300	2.3 kg
617P21=4.600	4.6 kg
617P21=9.320	9.32 kg

Mixing ratio for a residual limb length of 20 cm and a circumference of the residual limb (centre) of 20 cm

Pedilen duplicating foam 617H37	Hardener for Pedilen rigid foams 617P21
100	40

Product example



See the table below for further mixing ratios. (Duplicating Foam:Hardener; quantities in g)

Residual limb length	Circumference of residual limb (centre)				
	20 cm	30 cm	40 cm	50 cm	60 cm
10 cm	50 : 20	100 : 40	150 : 60	200 : 80	200 : 80
20 cm	100 : 40	150 : 60	200 : 80	300 : 120	400 : 80
30 cm	100 : 40	200 : 80	250 : 100	350 : 140	400 : 160
40 cm	150 : 60	200 : 80	350 : 140	400 : 160	500 : 200



Practical recommendation 617P21

- Shake for 30 seconds before use.
- For the exact mixing ratio, we recommend the 642B2 measuring cup.

Plaster and forming technology

Forming technology



Pedilen impression foam

Reference number 699S1

- Foamed synthetic material for taking foot impressions in orthopaedic technology, e.g. for insole fabrication
- For making plaster positives from a three-dimensional imprint
- Quick impression taking and easy removal of plaster positives

Technical data

Article number	Length	Width	Thickness	Order unit	Package contents
699S1=25	305 mm	140 mm	4 cm	Package	25 pair
699S1=25-5	305 mm	140 mm	5 cm	Package	25 pair



Thermoplastics

Thermoplastics are being used for more and more applications in orthopaedic technology. We offer a wide variety of thermoplastics from polyethylene (PE) and polypropylene (PP) to copolyester (PETG). The polyethylene (PE) and polypropylene (PP) synthetic material groups are particularly well suited for the fabrication of prostheses and orthoses. These materials are particularly lightweight and suitable for functional use in orthopaedic technology. Copolyester (PETG) is also used, for example in the fabrication of self-supporting check sockets.

In this context the Skinguard technology also stands out as one of the highlights in our selection of thermoplastics. Skinguard is an umbrella brand representing technologies with various antibacterial substances based on different active principles. Ottobock Skinguard technology protects the product against a broad spectrum of different microorganisms. The benefit for the user is that odours caused by microbes are considerably reduced and discolouration is decreased. Thus, this technology ensures the extended durability of the product. These additives also enhance the wearing characteristics and skin comfort.



Visit www.pem.ottobock.com to obtain up-to-date product information at any time.

Thermoplastics

Thermoplastic prepregs



TP.C woven carbon fibre

Reference number 617R15

- For high-strength, very thin orthoses on a thermoplastic material basis
- Matrix: TPU
- Type of fibre: carbon
- Can be thermoformed under pressure
- High tensile strength
- Suitable for surfaces
- Suitable for painting
- Potentially adhesive
- Can be welded with components of the same matrix
- Clean processing
- No special storage requirements (e.g. no cooling)
- Moderate thermoforming temperature: approx. 220 °C

Information material

646F265=EN_INT	Thermoplastics poster
646A174=GB	Prepreg technology product information
646T757=EN	617R15 TP.C and 617R18 TP.C textile technical information

Technical data

Article number	Thickness	Packaging	Area	Fibre weight per unit area	Weave type	Fibre content	Resin content
617R15=1	Approx. 0.25 mm	3 sheets at 1000 x 430 mm per sheet	1.29 m ²	200 g/m ²	Twill 2/2	60 % by weight	40 % by weight
617R15=2	Approx. 0.25 mm	6 sheets at 1000 x 430 mm per sheet	2.58 m ²	200 g/m ²	Twill 2/2	60 % by weight	40 % by weight
617R15=5	Approx. 0.25 mm	12 sheets at 1,000 x 430 mm per sheet	5.16 m ²	200 g/m ²	Twill 2/2	60 % by weight	40 % by weight



TP.C textile

Reference number 617R18

- For prostheses and orthoses on a PP thermoplastic material basis
- Can be used as reinforcement for ThermoLyn PP-H (article no. 616T20=*)
- Matrix: polypropylene
- Type of fibre: aramid
- Can be thermoformed under pressure
- High tensile strength
- Suitable for surfaces
- Can be welded with components of the same matrix
- Clean processing
- No cooling required, but store UV protected
- Moderate thermoforming temperature: approx. 220 °C

Information material

646D1446=EN_INT	617R18 TP.C textile product brief
646F265=EN_INT	Thermoplastics poster
646T757=EN	617R15 TP.C and 617R18 TP.C textile technical information

Technical data

Article number	Length	Width	Fibre weight per unit area	Weave type
617R18=50X2	2 m	50 mm	400 g/m ²	Twill 2/2
617R18=100X2	2 m	100 mm	400 g/m ²	Twill 2/2
617R18=190X2	2 m	190 mm	400 g/m ²	Twill 2/2



Practical recommendation 617R18

The 617R18 TP.C textile is particularly easy to process with the 755E62 and 755E5 Ottobock vacuum forming devices.



Silicone film

Reference number 616F27


- Processing aid for T.P.C
- Generation of a prevacuum between an upper and lower film
- For fixing during heating and forming
- Thermally stable
- Highly elastic
- Processing temperature: max. 240 °C

Technical data

Article number	Length	Width	Thickness	Colour
616F27=5000X1000	5000 mm	1000 mm	1 mm	Transparent

Information material

646A174=GB	Prepreg technology product information
646T757=EN	617R15 T.P.C and 617R18 T.P.C textile technical information




Silicone film

Reference number 616F26

- Processing aid for T.P.C
- Generation of a prevacuum between an upper and lower film
- For fixing during heating and forming
- As separating film for the controlled partial welding of thermoplastics
- Thermally stable
- Limited elasticity
- Processing temperature: max. 240 °C

Technical data

Article number	Length	Width	Thickness	Colour
616F26=5000X1200	5000 mm	1200 mm	0.5 mm	Red-brown



Adhesive tape for vacuum technique

Reference number 636D3

- For fixation in conjunction with the lamination technique
- Used in the prepreg technique
- Wide range of applications
- Base material: PE sheeting
- Silicone adhesive agent
- Temperature-stable up to approx. 200 °C



Technical data

Article number	Length	Width	Colour	Order unit
636D3	66 m	25 mm	Blue	Roll

Thermoplastics

Thermoplastic prepregs



Polyester adhesive tape

Reference number 636D14

- Temperature-stable adhesive tape (to 200 °C) for vacuum technology
- Base material: polyester
- Water-resistant bonding
- Can be peeled off any time



Information material

646A174=GB

Prepreg technology
product information

Technical data

Article number	Length	Width	Thickness	Colour
636D14	66 m	25 mm	50 µm	Red



Bonding agent

Reference number 617H46

- Universally applicable for sealants, adhesives, coatings
- For bonding and repairing vulcanised silicone rubber
- For sealing valves
- For making a vacuum bag out of 616F26 or 616F27 silicone film
- Pasty consistency
- Outstanding adhesive properties

Technical data

Article number	Net contents	Colour
617H46	90 ml	Transparent

Information material

646A174=GB

Prepreg technology
product information


647H23

617H46 bonding agent
instructions for use



Practical recommendation 617H46

During processing, a thin skin will form on the surface of the adhesive after one minute. Any shaping of the silicone adhesive must be completed before this skin starts to form. A wetted modelling instrument or an ice cube have proven useful in shaping transitions.



Peel ply fabric with marker threads

Reference number 616B16

- Processing aid for T.P.C
- Surface protection during lamination work
- Leads to rough, clean surface that is optimally suited for further coating, bonding or painting
- Facilitates optimum strength values
- Excessive resin can escape via the peel ply fabric during the curing phase
- The peel ply fabric can be easily peeled off after curing



Information material

646A174=GB	Prepreg technology product information
646T757=EN	617R15 T.P.C and 617R18 T.P.C textile technical information

Technical data

Article number	Length	Width	Weight per unit area	Weave type
616B16=2	2 m	0.5 m	83 g/m ²	Plain weave



Separating film

Reference number 616F28

- Processing aid for T.P.C
- Makes a glossy, clean surface that is optimally suited for further coating or painting
- Thermally stable
- Elongation at break: 300% +/-10%
- Tensile strength of 24 N/mm²
- Processing temperature: max. 260 °C
- Can be easily peeled off after curing

Technical data

Article number	Length	Width	Thickness	Colour
616F28=10000X1220	10000 mm	1220 mm	0.013 mm	Red

Information material

646A174=GB	Prepreg technology product information
646T757=EN	617R15 T.P.C and 617R18 T.P.C textile technical information

Thermoplastics

Thermoplastic prepregs



DACRON® felt

Reference number 616G6

- For venting T.P.C layers between the upper and lower silicone films
- As a filler for reinforcement, for bulges, ischial supports etc.
- Good ventilation of laminates
- Good absorption of all Ottobock lamination resins
- Sewable
- Smooth surface after laminating



Information material

646A174=GB	Prepreg technology product information
646T757=EN	617R15 T.P.C and 617R18 T.P.C textile technical information

Technical data

Article number	Length	Width	Thickness, dry
616G6=1X1	1 m	930 mm	3 mm
616G6=1X2	2 m	930 mm	3 mm
616G6=1X5	5 m	930 mm	3 mm
616G6=1X10	10 m	930 mm	3 mm
616G6=1X30	30 m	930 mm	3 mm
616G6=1X50	50 m	930 mm	3 mm

DACRON® is a registered trademark of Invista.

All Ottobock reinforcement materials are photographed from top to bottom. Lengthwise (warp), crosswise (weft)



Sampler ring: ThermoLyn for definitive socket

Reference number 646M69

- For the visual and haptic demonstration of the various thermoplastics
- Aids in selecting the various thermoplastic materials

Technical data

Article number

646M69



Antibacterial ThermoLyn clear

Reference number 616T283

- Copolyester
- For fabricating scar compression masks, trial orthoses and self-supporting check sockets (limited wearing time)
- Antibacterial effect
- Transparency of the check socket facilitates precise verification of the fit and skin discolouration on the residual limb
- Good fracture resistance
- Very high impact strength
- High dimensional stability
- Minor shrinkage: approx. 1%
- Can be over-laminated to secure adapters
- Temperature recommendation: 165 °C (convection oven, infrared oven)

Information material

646F265=EN_INT	Thermoplastics poster
646D119=GB	Antibacterial SKINGUARD materials product information
646D695=EN_INT	SKINGUARD technology patient information



Technical data

Article number	For the fabrication of	Length	Width	Thickness	Colour
616T283=8	Trial orthoses	400 mm	400 mm	8 mm	Clear
616T283=10	Self-supporting check sockets (for temporary use)	400 mm	400 mm	10 mm	Clear
616T283=12	Self-supporting check sockets (for temporary use)	400 mm	400 mm	12 mm	Clear
616T283=15	Self-supporting check sockets (for temporary use)	400 mm	400 mm	15 mm	Clear
616T283=20	Self-supporting check sockets (for temporary use)	400 mm	400 mm	20 mm	Clear

i Practical recommendation 616T283
We recommend hot air for working edges.

Thermoplastics

Skinguard thermoplastics




Antibacterial ThermoLyn rigid

Reference number 616T252

- Styrene butadiene
- For fabricating self-supporting check sockets for TT, TF and HD (for temporary use)
- The proven classic material for fabricating check sockets
- Antibacterial effect
- Transparency of the check socket facilitates precise verification of the fit and skin discolouration on the residual limb
- High rigidity
- Good fracture resistance
- High thermoplastic dimensional stability
- High resistance to the formation of stress cracks
- Extremely high impact strength
- Minor shrinkage: approx. 1%
- Can be over-laminated to secure adapters
- Temperature recommendation: 160 °C (convection oven, infrared oven)

Information material

646F265=EN_INT	Thermoplastics poster
646D119=GB	Antibacterial SKINGUARD materials product information
646D695=EN_INT	SKINGUARD technology patient information



Technical data

Article number	Length	Width	Thickness	Colour
616T252=10	400 mm	400 mm	10 mm	Clear
616T252=12	400 mm	400 mm	12 mm	Clear
616T252=15	400 mm	400 mm	15 mm	Clear
616T252=600X600X12	600 mm	600 mm	12 mm	Clear
616T252=600X600X15	600 mm	600 mm	15 mm	Clear

Product example



Practical recommendation 616T252

We recommend hot air for working edges.



Antibacterial ThermoLyn soft, colourless

Reference number 616T253

- Ethylene vinyl acetate
- Suitable for fabricating flexible inner prosthetic sockets in lower limb prosthetics
- Antibacterial effect
- High flexibility
- High surface quality
- Minor shrinkage: approx. 3%
- Can be subsequently thermoformed
- Comfortable to wear
- Washable
- Temperature recommendation: 150 °C (convection oven, infrared oven)

Information material

646F265=EN_INT	Thermoplastics poster
646D733=EN_INT	ThermoLyn product information
646D119=GB	Antibacterial SKINGUARD materials product information
646D695=EN_INT	SKINGUARD technology patient information

Technical data

Article number	Length	Width	Thickness	Colour
616T253=8	400 mm	400 mm	8 mm	Clear
616T253=10	400 mm	400 mm	10 mm	Clear
616T253=12	400 mm	400 mm	12 mm	Clear
616T253=15	400 mm	400 mm	15 mm	Clear



2010




Product example



Thermoplastics

Skinguard thermoplastics



Antibacterial ThermoLyn soft, beige

Reference number 616T269

- Ethylene vinyl acetate
- For fabricating flexible prosthetic sockets, especially in upper limb prosthetics
- Antibacterial effect
- High flexibility at the socket brims
- High surface quality
- Minor shrinkage: approx. 3%
- Can be subsequently thermoformed
- Comfortable to wear
- Washable
- Temperature recommendation: 150 °C (convection oven, infrared oven)



Information material

646F265=EN_INT	Thermoplastics poster
646D733=EN_INT	ThermoLyn product information
646D119=GB	Antibacterial SKINGUARD materials product information
646D695=EN_INT	SKINGUARD technology patient information

Technical data

Article number	Length	Width	Thickness	Colour
616T269=6	400 mm	400 mm	6 mm	Beige
616T269=8	400 mm	400 mm	8 mm	Beige
616T269=10	400 mm	400 mm	10 mm	Beige
616T269=12	400 mm	400 mm	12 mm	Beige



2010



Practical recommendation 616T269

We recommend using the 503F3 socket screw with Allen head in combination with the 29C3 or 29C5 setting nut.

Product example






ThermoLyn SilverShield®

Reference number 616T200

- Ethylene vinyl acetate
- Suitable for fabricating flexible inner sockets in lower limb prosthetics
- Antibacterial effect
- Very high flexibility
- Very low shrinkage (approx. 1%) due to pressed plastic
- Pleasant wearing characteristics and skin comfort
- Temperature recommendation: 150 °C (convection oven, infrared oven)



Information material

646F265=EN_INT	Thermoplastics poster
646D119=GB	Antibacterial SKINGUARD materials product information
646D695=EN_INT	SKINGUARD technology patient information

Technical data

Article number	Length	Width	Thickness	Colour
616T200=9	400 mm	400 mm	9 mm	Natural colour
616T200=12	400 mm	400 mm	12 mm	Natural colour
616T200=16	400 mm	400 mm	16 mm	Natural colour

i Practical recommendation 616T200

Place wet plaster in the oven. Prior to vacuum forming, coat the model with 633F50 silicone grease.



2010



Product example



Thermoplastics

Thermoplastics



Information material

646F265=EN_INT

Thermoplastics poster

ThermoLyn Pedilon

Reference number 616T73

- Low-temperature polyester
- For the fabrication of orthoses without preparing a plaster cast or model
- Mobile applications, making it ideal for hospital use and immediate treatment of patients
- Thermoformable at low temperatures
- Eliminates the time-consuming tasks of fabricating casts and models
- Very high adhesive strength
- High resilience when reheated
- Temperature recommendation: heat in water bath at 60 °C

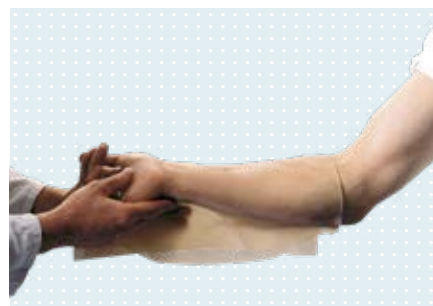
Technical data

Article image	Article number	Perforation	Length	Width	Thickness
	616T73=FP60X43X1.6	fine (FP)	60 cm	43 cm	1.6 mm
	616T73=FP60X43X2	fine (FP)	60 cm	43 cm	2 mm
	616T73=MP60X43X2	medium (MP)	60 cm	43 cm	2 mm
	616T73=MP60X45X2.5	medium (MP)	60 cm	45 cm	2.5 mm
	616T73=MP60X45X3.2	medium (MP)	60 cm	45 cm	3.2 mm
	616T73=GP60X43X2	coarse (GP)	60 cm	43 cm	2 mm
	616T73=GP60X45X3.2	coarse (GP)	60 cm	45 cm	3.2 mm
	616T73=GP90X60X4	coarse (GP)	90 cm	60 cm	4 mm
	616T73=NP60X43X2	no (NP)	60 cm	43 cm	2 mm
	616T73=NP90X60X3.2	no (NP)	90 cm	60 cm	3.2 mm
	616T73=NP90X60X4	no (NP)	90 cm	60 cm	4 mm

Processing and usage examples for 616T73



Place the pre-cut ThermoLyn Pedilon into warm water at approx. 60 °C in the 759P1=220 water pan. The material becomes transparent when it reaches its moulding temperature. Remove the pre-cut material with a wood spatula and allow the water to drip off.



Moisten hand and forearm thoroughly with cold water. Place the warm ThermoLyn Pedilon over the hand and forearm.



Final product: hand positioning orthosis



ThermoLyn trolene

Reference number 616T3

- Flexible polyethylene
- Used as a forming and parting material
- For orthotic components that require little stiffness but high flexibility
- For fabricating flaps in socket technology
- Individually cut to size, it can be used as a device for filling work
- Reusable and easy to clean due to its smooth surface
- Opaque
- Good transparency
- Low molecular weight
- Good thermoplastic formability
- High flexibility
- Temperature recommendation: processing temperature 125 °C (convection oven, infrared oven)

Information material

646F265=EN_INT

Thermoplastics poster

Technical data

Article number	Length	Width	Thickness	Colour
616T3=1	1000 mm	500 mm	1 mm	Natural colour
616T3=2	1000 mm	500 mm	2 mm	Natural colour
616T3=2000X1000X2	2000 mm	1000 mm	2 mm	Natural colour
616T3=2000X1000X3	2000 mm	1000 mm	3 mm	Natural colour
616T3=40X32X2	40 mm	32 mm	2 mm	Natural colour



Practical recommendation 616T3

Can also be used as a dummy material, e.g. with lamination technique.

Thermoplastics

Thermoplastics



Information material

646F265=EN_INT

Thermoplastics poster

ThermoLyn PP-C



Reference number 616T120

- Polypropylene copolymer
- Possible applications: AFOs, KAFOs, FOs, TLSOs
- Wide range of applications
- Lightweight
- Good rigidity
- High impact strength
- Low tendency to white crack
- Good thermoforming properties
- Good shaping to orthotic joints
- Good welding characteristics
- Minor shrinkage: approx. 5%
- Easy to dye with Ottobock thermopapers
- Temperature recommendation: 185 °C (convection oven, infrared oven)

Product example



Technical data

Article image	Article number	Length	Width	Thickness	Colour
	616T120=2	2000 mm	1000 mm	2 mm	Natural colour
	616T120=3	2000 mm	1000 mm	3 mm	Natural colour
	616T120=4	2000 mm	1000 mm	4 mm	Natural colour
	616T120=5	2000 mm	1000 mm	5 mm	Natural colour
	616T120=6	2000 mm	1000 mm	6 mm	Natural colour
		616T120=3-8	2000 mm	1000 mm	3 mm
616T120=5-8		2000 mm	1000 mm	5 mm	Brown



ThermoLyn PP-H

Reference number 616T*

- Polypropylene homopolymer
- For shape-retaining orthotic components, e.g. paralysis orthoses, dynamic AFOs and Ankle Seven
- Sheet size of 400 x 400 mm is ideal for the fabrication of prosthetic sockets
- High rigidity
- High strength
- High thermoplastic dimensional stability
- Reduced impact strength
- Minor shrinkage: approx. 7%
- Easy to dye with Ottobock thermopapers
- Temperature recommendation: 185 °C (convection oven, infrared oven)

Information material

646F265=EN_INT

Thermoplastics poster

Technical data

Article image	Article number	Length	Width	Thickness	Colour	
	616T20=400X400X10	400 mm	400 mm	10 mm	Natural colour	
	616T20=400X400X12	400 mm	400 mm	12 mm	Natural colour	
	616T20=400X400X15	400 mm	400 mm	15 mm	Natural colour	
	616T20=2000X2	2000 mm	1000 mm	2 mm	Natural colour	
	616T20=2000X3	2000 mm	1000 mm	3 mm	Natural colour	
	616T20=2000X4	2000 mm	1000 mm	4 mm	Natural colour	
	616T20=2000X5	2000 mm	1000 mm	5 mm	Natural colour	
	616T20=2000X6	2000 mm	1000 mm	6 mm	Natural colour	
	616T20=2000X8	2000 mm	1000 mm	8 mm	Natural colour	
	616T20=2000X10	2000 mm	1000 mm	10 mm	Natural colour	
	616T20=2000X12	2000 mm	1000 mm	12 mm	Natural colour	
	616T20=2000X15	2000 mm	1000 mm	15 mm	Natural colour	
		616T56=3	2000 mm	1000 mm	3 mm	Brown
		616T56=4	2000 mm	1000 mm	4 mm	Brown
		616T56=5	2000 mm	1000 mm	5 mm	Brown
616T56=6		2000 mm	1000 mm	6 mm	Brown	



Practical recommendation 616T*

The low impact value means great care must be taken during machining in order to avoid brittle fractures (stress concentration).

Thermoplastics

Thermoplastics



ThermoLyn PE 200

Reference number 616T*

- Polyethylene 200
- For fabricating orthoses, e.g. TLSOs
- Low molecular weight
- Good welding characteristics
- Good sanding characteristics
- Can be combined with, for example, 617S7/617S8 Plastazote®
- Minor shrinkage: approx. 8%
- Easy to dye with Ottobock thermopapers
- Temperature recommendation: 165 °C (convection oven, infrared oven)

Technical data


Information material

646F265=EN_INT

Thermoplastics poster

Article image	Article number	Length	Width	Thickness	Colour	
	616T95=2	2000 mm	1000 mm	2 mm	Natural colour	
	616T95=3	2000 mm	1000 mm	3 mm	Natural colour	
	616T95=4	2000 mm	1000 mm	4 mm	Natural colour	
	616T95=5	2000 mm	1000 mm	5 mm	Natural colour	
	616T95=6	2000 mm	1000 mm	6 mm	Natural colour	
	616T95=8	2000 mm	1000 mm	8 mm	Natural colour	
	616T95=10	2000 mm	1000 mm	10 mm	Natural colour	
	616T95=12	2000 mm	1000 mm	12 mm	Natural colour	
		616T19=3-0	2000 mm	1000 mm	3 mm	Beige
		616T19=4-0	2000 mm	1000 mm	4 mm	Beige
		616T19=5-0	2000 mm	1000 mm	5 mm	Beige
		616T58=3	2000 mm	1000 mm	3 mm	Blue
616T58=4		2000 mm	1000 mm	4 mm	Blue	
616T58=5		2000 mm	1000 mm	5 mm	Blue	
616T58=6		2000 mm	1000 mm	6 mm	Blue	
	616T62=3	2000 mm	1000 mm	3 mm	Black	
	616T62=4	2000 mm	1000 mm	4 mm	Black	
	616T62=5	2000 mm	1000 mm	5 mm	Black	
	616T62=6	2000 mm	1000 mm	6 mm	Black	

Plastazote® is a registered trademark of Zotefoams.



ThermoLyn RCH 500

Reference number 616T*

- Polyethylene
- For fabricating orthoses, e.g. KAFOs, and for seating shells
- Homogenous thermoplastic material
- Medium molecular weight
- High rigidity
- Good heating behaviour
- Good antifriction properties
- Minor shrinkage: approx. 2%
- Temperature recommendation: 185 °C (convection oven, infrared oven)

Technical data

Information material

646F265-EN_INT

Thermoplastics poster

Article image	Article number	Length	Width	Thickness	Colour
	616T22=950X3N	950 mm	910 mm	3 mm	Natural colour
	616T22=950X4N	950 mm	910 mm	4 mm	Natural colour
	616T22=950X5N	950 mm	910 mm	5 mm	Natural colour
	616T22=950X6N	950 mm	910 mm	6 mm	Natural colour
	616T22=1910X2N	1910 mm	910 mm	2 mm	Natural colour
	616T22=1910X3N	1910 mm	910 mm	3 mm	Natural colour
	616T22=1910X4N	1910 mm	910 mm	4 mm	Natural colour
	616T22=1910X5N	1910 mm	910 mm	5 mm	Natural colour
	616T22=1910X6N	1910 mm	910 mm	6 mm	Natural colour
	616T22=1910X8N	1910 mm	910 mm	8 mm	Natural colour
	616T22=950X2H	950 mm	910 mm	2 mm	Beige
	616T22=950X3H	950 mm	910 mm	3 mm	Beige
	616T22=950X4H	950 mm	910 mm	4 mm	Beige
	616T22=950X5H	950 mm	910 mm	5 mm	Beige
	616T22=1910X2H	1910 mm	910 mm	2 mm	Beige
	616T22=1910X3H	1910 mm	910 mm	3 mm	Beige
	616T22=1910X4H	1910 mm	910 mm	4 mm	Beige
	616T22=1910X5H	1910 mm	910 mm	5 mm	Beige
	616T22=1910X3G	1910 mm	910 mm	3 mm	Graffiti
	616T22=1910X4G	1910 mm	910 mm	4 mm	Graffiti
	616T22=1910X5G	1910 mm	910 mm	5 mm	Graffiti
	616T44=950X3	950 mm	910 mm	3 mm	Blue
	616T44=950X4	950 mm	910 mm	4 mm	Blue
	616T44=950X5	950 mm	910 mm	5 mm	Blue
	616T44=1910X2	1910 mm	910 mm	2 mm	Blue
	616T44=1910X3	1910 mm	910 mm	3 mm	Blue
	616T44=1910X4	1910 mm	910 mm	4 mm	Blue

Thermoplastics

Thermoplastics



Information material

646F265=EN_INT

Thermoplastics poster

ThermoLyn RCH 1000

Reference number 616T16

- Polyethylene
- Stiffening insole for inner shoes
- High-strength material
- High molecular weight
- Extremely tough
- High abrasion resistance
- Can be reshaped in a cold state
- Temperature recommendation: 195 °C (convection oven, infrared oven)



Technical data

Article number	Length	Width	Thickness	Colour
616T16=950X3	950 mm	910 mm	3 mm	Beige
616T16=950X6	950 mm	910 mm	6 mm	Beige



Practical recommendation 616T16

The shaping process is facilitated when vacuum-forming devices with rubber membranes are used.



Information material

646F265=EN_INT

Thermoplastics poster

646T752=EN_INT

616T183 ThermoLyn
PETG clear technical
information

ThermoLyn PETG clear

Reference number 616T183

- Copolyester
- For all liner fittings with/without distal connection
- Used as the first layer in definitive sockets, e.g. for Harmony fittings
- For transfemoral fittings with/without liners
- Highly transparent
- Shatterproof
- High impact strength
- Minor shrinkage: approx. 1%
- After transfer of the check socket, no drying of the plaster is required
- Moist plaster requires no isolation for laminating
- PETG replaces the inside sheeting
- Very smooth inner surface
- Makes donning easier and increases the service life of the liner/soft socket/sealing sleeve
- Temperature recommendation: 170 °C (convection oven), 160 °C (infrared oven)

Technical data

Article number	Length	Width	Thickness	Colour
616T183=3	400 mm	400 mm	3 mm	Clear
616T183=5	400 mm	400 mm	5 mm	Clear



Practical recommendation 616T183

- Store in a dry place, protect from moisture. Pre-dry at 55 °C in a convection oven prior to processing if necessary.
- Coat the model with 633F50 silicone grease.
- We recommend hot air for working edges.

Processing and usage examples for 616T183



Infrared oven

(e.g. 701E40=S) Preheat to 160 °C:

a) For residual limbs up to 21 cm in length:

Clamp 3 mm PETG in smaller 755X84=260x8 frame (diameter 260) in combination with 755T4=360 and heat 2:45 min

b) For residual limbs over 21 cm in length:

Clamp 5 mm PETG in 755T4=360 vacuum forming frame (diameter 360) and heat 4:10 min



Convection oven

(e.g. 701E7=2) Preheat to 170 °C:

a) For residual limbs up to 21 cm in length:

Clamp 3 mm PETG in small 755X84=260x8 frame (diameter 260) in combination with 755T4=360 and heat 12 min

b) For residual limbs over 21 cm in length:

Clamp 5 mm PETG in small 755T4=360 vacuum forming frame (diameter 360) and heat 13 min



Select smallest possible vacuum forming plate.

We recommend using the following device: Vacuum pipe with two exchangeable 755X220 vacuum forming plates (diameter 260 mm and 360 mm)


Remove the PETG sheet from the oven very quickly and immediately vacuum form with a high vacuum (if necessary, shape undercuts using a hot air gun, e.g. 756E9).

Equipment:

755E80 Mobile vacuum pump with tank
641H13 Heat protection glove

Thermoplastics

Thermoplastics



ThermoLyn clear

Reference number 616T83

- Copolyester
- For fabricating scar compression masks, trial orthoses and self-supporting check sockets (limited wearing time)
- Also in antibacterial (616T283)
- Transparency of the check socket facilitates precise verification of the fit and skin discolouration on the residual limb
- Good fracture resistance
- Very high impact strength
- High dimensional stability
- Can be over-laminated to secure adapters
- Minor shrinkage: approx. 1%
- Temperature recommendation: 165 °C (convection oven, infrared oven)

Information material

646F265=EN_INT	Thermoplastics poster
646D119=GB	Antibacterial SKINGUARD materials product information
646D695=EN_INT	SKINGUARD technology patient information

Technical data

Article number	For the fabrication of	Length	Width	Thickness	Colour
616T83=8	Trial orthoses	400 mm	400 mm	8 mm	Clear
616T83=10	Self-supporting check sockets (for temporary use)	400 mm	400 mm	10 mm	Clear
616T83=12	Self-supporting check sockets (for temporary use)	400 mm	400 mm	12 mm	Clear
616T83=15	Self-supporting check sockets (for temporary use)	400 mm	400 mm	15 mm	Clear
616T83=20	Self-supporting check sockets (for temporary use)	400 mm	400 mm	20 mm	Clear
616T83=1250X1025X3	Scar compression masks	1250 mm	1025 mm	3 mm	Clear
616T83=1250X1025X4	Scar compression masks	1250 mm	1025 mm	4 mm	Clear
616T83=1250X1025X6	Trial orthoses	1250 mm	1025 mm	6 mm	Clear

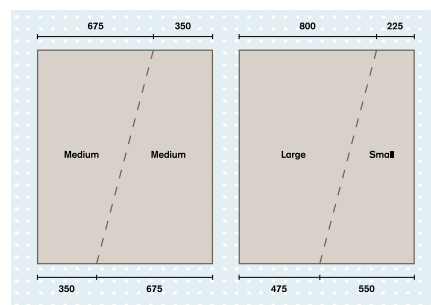
Product example



i Practical recommendation 616T83

- Store in a dry place protected from moisture. Pre-dry at 55 °C in a convection oven prior to processing if necessary.
- We recommend hot air for working edges.

Processing and usage examples for 616T83



Cutting suggestion

Cutting suggestion for 616T83 ThermoLyn clear, 6 mm (1250 x 1025 mm sheet) for a low amount of waste with trial orthoses (KAFOs)



ThermoLyn rigid

Reference number 616T52

- Styrene butadiene
- For fabricating self-supporting check sockets for TT, TF and HD (for temporary use)
- The proven classic material for fabricating check sockets
- Also in antibacterial (616T252)
- Transparency of the check socket facilitates precise verification of the fit and skin discolouration on the residual limb
- High rigidity
- Good fracture resistance
- High thermoplastic dimensional stability
- High resistance to the formation of stress cracks
- Extremely high impact strength
- Can be over-laminated to secure adapters
- Minor shrinkage: approx. 1%
- Temperature recommendation: 160 °C (convection oven, infrared oven)

Information material

646F265=EN_INT	Thermoplastics poster
646D119=GB	Antibacterial SKINGUARD materials product information
646D695=EN_INT	SKINGUARD technology patient information

Product example



Technical data

Article number	For the fabrication of	Length	Width	Thickness	Colour
616T52=8	Self-supporting check sockets (for temporary use)	400 mm	400 mm	8 mm	Clear
616T52=10	Self-supporting check sockets (for temporary use)	400 mm	400 mm	10 mm	Clear
616T52=12	Self-supporting check sockets (for temporary use)	400 mm	400 mm	12 mm	Clear
616T52=15	Self-supporting check sockets (for temporary use)	400 mm	400 mm	15 mm	Clear
616T52=15-SF	Self-supporting check sockets (for temporary use)	508 mm	508 mm	15 mm	Clear




Practical recommendation 616T52

We recommend hot air for working edges.

Thermoplastics

Thermoplastics



ThermoLyn soft, beige

Reference number 616T69

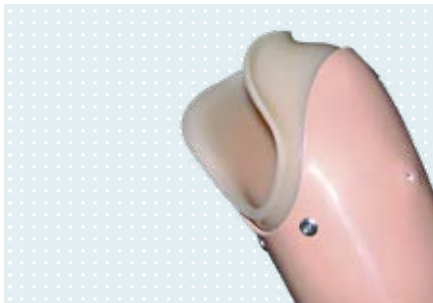
- Ethylene vinyl acetate
- For fabricating flexible prosthetic sockets, especially in upper limb prosthetics
- Also in antibacterial (616T269)
- High flexibility at the socket brims
- High surface quality
- Can be subsequently thermoformed
- Minor shrinkage: approx. 3%
- Comfortable to wear
- Washable
- Temperature recommendation: 160 °C (convection oven, infrared oven)



Information material

646F265=EN_INT	Thermoplastics poster
646D733=EN_INT	ThermoLyn product information
646D119=GB	Antibacterial SKINGUARD materials product information
646D695=EN_INT	SKINGUARD technology patient information

Product example



Technical data

Article number	Length	Width	Thickness	Colour
616T69=6	400 mm	400 mm	6 mm	Beige
616T69=8	400 mm	400 mm	8 mm	Beige
616T69=10	400 mm	400 mm	10 mm	Beige
616T69=12	400 mm	400 mm	12 mm	Beige



Practical recommendation 616T69

- We recommend using the 503F3 socket screw with Allen head in combination with the 29C3 or 29C5 setting nut.
- 633D5 double sided adhesive tape can be used to fasten the flexible definitive inner socket within the container socket.



ThermoLyn soft, black

Reference number 616T690

- PE-C
- Suitable for fabricating flexible inner prosthetic sockets in lower limb prosthetics
- High flexibility
- Low density for especially low weight
- High tensile strength
- Odour-neutral
- High surface quality
- Minor shrinkage: approx. 1.5%
- Can be subsequently thermoformed
- Comfortable to wear
- Washable
- Temperature recommendation: 130 °C (convection oven, infrared oven)

Information material

646F265=EN_INT	Thermoplastics poster
646D733=EN_INT	ThermoLyn product information

Product example



Technical data

Article number	Length	Width	Thickness	Colour
616T690=400X8	400 mm	400 mm	8 mm	Black
616T690=400X10	400 mm	400 mm	10 mm	Black
616T690=400X12	400 mm	400 mm	12 mm	Black
616T690=400X15	400 mm	400 mm	15 mm	Black
616T690=1225X8	1225 mm	1225 mm	8 mm	Black
616T690=1225X10	1225 mm	1225 mm	10 mm	Black
616T690=1225X12	1225 mm	1225 mm	12 mm	Black
616T690=1225X15	1225 mm	1225 mm	15 mm	Black

Thermoplastics


Thermoplastics



ThermoLyn soft, colourless

Reference number 616T53

- Ethylene vinyl acetate
- Suitable for fabricating flexible inner prosthetic sockets in lower limb prosthetics
- Also in antibacterial (616T253)
- High flexibility
- High surface quality
- Can be subsequently thermoformed
- Minor shrinkage: approx. 3%
- Comfortable to wear
- Washable
- Temperature recommendation: 160 °C (convection oven, infrared oven)



Information material

646F265=EN_INT	Thermoplastics poster
646D733=EN_INT	ThermoLyn product information
646D119=GB	Antibacterial SKINGUARD materials product information
646D695=EN_INT	SKINGUARD technology patient information

Product example



Technical data

Article number	Length	Width	Thickness	Colour
616T53=8	400 mm	400 mm	8 mm	Clear
616T53=10	400 mm	400 mm	10 mm	Clear
616T53=12	400 mm	400 mm	12 mm	Clear
616T53=15	400 mm	400 mm	15 mm	Clear
616T53=1225X8	1225 mm	1225 mm	8 mm	Clear
616T53=1225X12	1225 mm	1225 mm	12 mm	Clear
616T53=1225X15	1225 mm	1225 mm	15 mm	Clear



Practical recommendation 616T53


633D5 double-sided adhesive tape can be used to fasten the flexible definitive inner socket within the container socket.



ThermoLyn supra soft

Reference number 616T59

- Ethylene vinyl acetate
- For fabricating highly flexible soft-walled inner sockets for the thigh
- Very high flexibility
- For more comfortable socket brims
- Minor shrinkage: approx. 3%
- High surface quality
- Comfortable to wear
- Washable
- Temperature recommendation: 155 °C (convection oven, infrared oven)



Information material

646F265=EN_INT	Thermoplastics poster
646D733=EN_INT	ThermoLyn product information

Product example



Technical data

Article number	Length	Width	Thickness	Colour
616T59=10	400 mm	400 mm	10 mm	Clear
616T59=12	400 mm	400 mm	12 mm	Clear
616T59=15	400 mm	400 mm	15 mm	Clear



Practical recommendation 616T59

633D5 double-sided adhesive tape can be used to fasten the flexible definitive inner socket within the container socket.

Thermoplastics

Thermoplastics



ThermoLyn supra soft plus silicone

Reference number 616T111

- Ethylene vinyl acetate with silicone
- For fabricating highly flexible soft-walled inner sockets for the thigh
- Very high flexibility
- For more comfortable socket brims
- Minor shrinkage: approx. 1.6%
- High surface quality
- Comfortable to wear
- Easy to sand
- Washable
- Temperature recommendation: 150 °C (convection oven, infrared oven)

Technical data

Information material	
646F265=EN_INT	Thermoplastics poster
646D733=EN_INT	ThermoLyn product information

Article number	Length	Width	Thickness	Colour
616T111=9	400 mm	400 mm	9 mm	Clear
616T111=12	400 mm	400 mm	12 mm	Clear
616T111=800X800X12	800 mm	800 mm	12 mm	Clear

Product example





ThermoLyn supra flexible

Reference number 616T*

- Ethylene vinyl acetate
- Insoles
- Flexible diagnostic and definitive sockets for foot prostheses
- Flexible diagnostic and definitive sockets for lower and upper limb prostheses
- Waterproof splints and crutches
- Flaps and fasteners for orthoses
- Flexible socket brim design for orthoses
- Permanently elastic
- Shape-retentive
- High friction
- More comfortable socket edge design
- Comfortable to wear
- Large choice of colours
- Washable
- Subsequent welding possible
- Can be bonded to itself when heated
- Temperature recommendation: 80–100 °C (infrared oven), 100–120 °C (convection oven)

Information material

646F265=EN_INT	Thermoplastics poster
646D733=EN_INT	ThermoLyn product information
646T753=EN	616T112/616T113 ThermoLyn supra flexible technical information



Product example









Technical data

Article image	Article number	Length	Width	Thickness	Colour
	616T112=400X400X6	400 mm	400 mm	6 mm	Beige
	616T112=400X400X9	400 mm	400 mm	9 mm	Beige
	616T112=400X400X12	400 mm	400 mm	12 mm	Beige
	616T112=400X400X15	400 mm	400 mm	15 mm	Beige
	616T112=2-0	860 mm	1170 mm	2 mm	Beige
	616T112=3-0	860 mm	1170 mm	3 mm	Beige
	616T112=4-0	880 mm	1136 mm	4 mm	Beige
	616T112=5-0	880 mm	1136 mm	5 mm	Beige
	616T113=3-0	860 mm	5850 mm	3 mm	Beige
	616T113=4-0	880 mm	5680 mm	4 mm	Beige
	616T113=5-0	880 mm	5680 mm	5 mm	Beige
	616T112=2-2	860 mm	1170 mm	2 mm	Red
	616T112=4-2	880 mm	1136 mm	4 mm	Red
	616T112=2-2.4	860 mm	1170 mm	2 mm	Bright red translucent
	616T112=4-2.4	880 mm	1136 mm	4 mm	Bright red translucent
	616T112=2-2.5	860 mm	1170 mm	2 mm	Burgundy
	616T112=4-2.5	880 mm	1136 mm	4 mm	Burgundy
	616T112=2-3	860 mm	1170 mm	2 mm	Green
	616T112=4-3	880 mm	1136 mm	4 mm	Green

Thermoplastics

Thermoplastics

Article image	Article number	Length	Width	Thickness	Colour
	616T112=2-3.4	860 mm	1170 mm	2 mm	Neon green
	616T112=4-3.4	880 mm	1136 mm	4 mm	Neon green
	616T112=2-4.1	860 mm	1170 mm	2 mm	Neon yellow
	616T112=4-4.1	880 mm	1136 mm	4 mm	Neon yellow
	616T112=2-5	860 mm	1170 mm	2 mm	Blue
	616T112=4-5	880 mm	1136 mm	4 mm	Blue
	616T112=2-5.3	860 mm	1170 mm	2 mm	Light blue
	616T112=4-5.3	880 mm	1136 mm	4 mm	Light blue
	616T112=2-5.5	860 mm	1170 mm	2 mm	Dark blue translucent
	616T112=4-5.5	880 mm	1136 mm	4 mm	Dark blue translucent
	616T112=2-6	860 mm	1170 mm	2 mm	White
	616T112=4-6	880 mm	1136 mm	4 mm	White
	616T112=40X40X5-7	40 cm	40 cm	5 mm	Black
	616T112=2-7	860 mm	1170 mm	2 mm	Black
	616T112=4-7	880 mm	1136 mm	4 mm	Black
	616T112=5-7	880 mm	1136 mm	5 mm	Black
	616T113=4-7	880 mm	5680 mm	4 mm	Black
	616T113=5-7	880 mm	5680 mm	5 mm	Black
	616T112=2-12.1	860 mm	1170 mm	2 mm	Neon pink
	616T112=4-12.1	880 mm	1136 mm	4 mm	Neon pink
	616T112=2-16	860 mm	1170 mm	2 mm	Silver
	616T112=4-16	880 mm	1136 mm	4 mm	Silver
	616T112=2-17	860 mm	1170 mm	2 mm	Gold
	616T112=4-17	880 mm	1136 mm	4 mm	Gold

Article image	Article number	Length	Width	Thickness	Colour
	616T112=2-99	1000 mm	1000 mm	2 mm	Transparent
	616T112=3-99	1000 mm	1000 mm	3 mm	Transparent
	616T112=4-99	1000 mm	1000 mm	4 mm	Transparent
	616T113=1.5-99	1000 mm	5000 mm	1.5 mm	Transparent
	616T113=2-99	1000 mm	5000 mm	2 mm	Transparent
	616T113=3-99	1000 mm	5000 mm	3 mm	Transparent
	616T113=4-99	1000 mm	5000 mm	4 mm	Transparent
	616T113=5-99	880 mm	5680 mm	5 mm	Transparent



Practical recommendation 616T*


- Plaster model: smooth.
- Do not isolate the plaster model (e.g. with silicone grease).
- Short transport distances from oven to model.
- Do not use talcum powder.
- Use clean and smooth Teflon foil as underlay when heating in oven.
- When lamination discs, reinforcement strips etc. are subsequently welded to the model, keep model in vacuum conditions to ensure dimensional stability.
- Avoid air pockets when welding the material.



Polyester knit fabric


Reference number 616G26

- For reinforcing Orthocryl soft resins, silicones and flexible thermoplastics
- Stretchable in one direction
- Stable in one direction
- High resistance to tearing



Technical data

Article number	Length	Width
616G26=150-1	1100 mm	1500 mm



Silicone film

Reference number 616F26

- Processing aid for T.P.C
- Generation of a prevacuum between an upper and lower film
- For fixing during heating and forming
- As separating film for the controlled partial welding of thermoplastics
- Thermally stable
- Limited elasticity
- Processing temperature: max. 240 °C

Technical data

Article number	Length	Width	Thickness	Colour
616F26=5000X1200	5000 mm	1200 mm	0.5 mm	Red-brown

Thermoplastics

Thermoplastics



Double-sided adhesive tape

Reference number 633D5

- For inner socket – outer frame connection, for example
- Not suitable for reinforcement materials
- Base material: PE sheeting
- Double-sided acrylic adhesive material
- Transparent (covered with red separating film)
- Good frame fixation (no hook-and-loop closure required)
- High adhesive strength on various materials, such as plastics
- Good temperature resistance



Technical data

Article number	Length	Width	Colour	Order unit
633D5=19	50 m	19 mm	Transparent	Roll
633D5=50	50 m	50 mm	Transparent	Roll

Processing and usage examples for 633D5



Clean the surfaces that are to be bonded (here the inner socket and the frame) with 634A58 isopropyl alcohol. Cut 633D5 double-sided adhesive tape to the required length.



Position precut adhesive tape in the corresponding locations and press into place.



Join and position the frame and inner socket. Compress the inner socket and remove the red protective film from the double-sided adhesive tape. Firmly press the two components together at the locations being bonded.



Plaster parting agent

Reference number 85F1

- For isolating plaster from plaster
- For isolating plaster from thermoplastics



Technical data

Article number	Net contents
85F1	1 l

Processing and usage examples for 85F1



Immerse stockinette directly in 85F1 plaster parting agent and allow to soak, or fill plaster parting agent into a 642B2 measuring cup and immerse stockinette.



Take the stockinette impregnated with plaster parting agent out of the bottle or measuring cup and pull it directly over the model.



Immediately before vacuum forming, impregnate the stockinette with plaster parting agent again and rub it in.

Thermoplastics

Thermoplastics



Nylon stockinette

Reference number 99B25

- For plaster casting, e.g. for KAFOs
- Suitable as filter tube for vacuum forming
- Polyamide
- Pre-impregnated

Technical data

Article number	Length	Order unit	Package contents
99B25	Approx. 50 cm	Package	10 piece(s)

i **Practical recommendation 99B25**
Can be individually shortened and welded.

Processing and usage examples 99B25



Pre-tension the 99B25 nylon stockinette, twist it and then secure it with combination pliers. Using a pair of scissors, cut off the end of the seam.



Using the flame of a cigarette lighter, weld the cut surface and then immediately smoothen the weld seam.



With the welded seam turned inwards, pull the sock over the model.



Nylon stockinette

Reference number 81A1

- For plaster casting, e.g. for KAFOs
- Suitable as a filter and final layer for laminating
- For reinforcing Pastasil
- For vacuum technique with Chlorosil
- Polyamide
- Especially elastic
- Not pre-impregnated



Technical data

Article number	Length	Width	Weight
81A1=8	101.5 m	8 cm	1 kg
81A1=10	84.6 m	10 cm	1 kg
81A1=12	67.8 m	12 cm	1 kg
81A1=15	52.5 m	15 cm	1 kg
81A1=20	48 m	20 cm	1 kg

i **Practical recommendation 81A1**
Individually adaptable and weldable.

Processing and usage examples for 81A1



Application example – vacuum forming in orthotics

Pull 81A1 nylon stockinette over the plaster model, cut to length so it is twice the size of the model, twist off and fold back again.



Application example – vacuum forming in prosthetics

Pre-tension the 81A1 nylon stockinette, twist it and then secure it with combination pliers. Using a pair of scissors, cut off the end of the seam. Using the flame of a cigarette lighter, weld the cut surface and then immediately smoothen the weld seam.



With the welded seam turned inwards, pull the sock over the model.

Thermoplastics

Thermoplastics



Transpad

Reference number 616T112=1.5-99

- For fabricating flaps in silicone technology
- For fixing systems of orthoses and masks
- Flexible

Technical data

Article number	Length	Width	Thickness	Colour
616T112=1.5-99	1 m	1 m	1.5 mm	Transparent



Silicone grease

Reference number 633F50

- Ideal lubricating layer during vacuum forming on all plaster models (also possible without sock)
- Simplifies the fabrication of consistent wall thicknesses
- Thixotrope
- Air permeable
- Not hardening

Technical data

Article number	Net contents
633F50=1	1 kg
633F50=10	10 kg

Processing and usage examples for 633F50



Remove a quantity of 633F50 silicone grease that is sufficient for the model and apply a thin, even layer to the model.



Silicone parting agent

Reference number 519L5

- For parting, gliding and lubricating
- Protects rubber, plastics and elastomers from becoming brittle
- Compact and solvent-free
- CFC-free



Technical data

Article number	Net contents
519L5	0.4 l





Lamination technology

From traditional stockinette to modern carbon and fibreglass materials for lamination to proven and innovative lamination resins, we offer everything from a single source.

Reinforcement materials such as fibre composites are of special interest, since considerable weight reductions can be realised through their use with simultaneous high strength and stiffness.

Ottobock lamination resins were developed especially for the lamination technique and, in combination with our proven reinforcement materials, facilitate treatments of the highest quality in prosthetics and orthotics. Lamination resins feature high strength with low weight and dimensional stability with low wall thickness. Acrylic, epoxy and vinyl ester resins are particularly well suited for use in orthopaedic technology. Orthocryl acrylic resins are easy to mix, only require a short setting time and can be processed quickly. Orthopox epoxy resins on the other hand have to be mixed exactly and ensure the best bond with reinforcement materials. As a complement to our Orthopox liquid resin, the Ottobock resin film simplifies the lamination process and facilitates a more efficient flow of work, since the required component characteristics are guaranteed thanks to a precise and adjustable resin content. Orthovinyl vinyl ester resins bond to carbon fibres more effectively than an acrylic resin due to the structure. This achieves a high degree of stiffness at a low laminate wall thickness, which falls between that of an acrylic resin and that of an epoxy resin. Orthovinyl can also be processed as quickly and easily as an acrylic resin.



Visit www.pem.ottobock.com to obtain up-to-date product information at any time.

Lamination technology

Stockinettes



Nylon stockinette

Reference number 81A1

- For plaster casting, e.g. for KAFOs
- Suitable as a filter and final layer for laminating
- For reinforcing Pastasil
- For vacuum technique with Chlorosil
- Polyamide
- Especially elastic
- Not pre-impregnated



Technical data

Article number	Length	Width	Weight
81A1=8	101.5 m	8 cm	1 kg
81A1=10	84.6 m	10 cm	1 kg
81A1=12	67.8 m	12 cm	1 kg
81A1=15	52.5 m	15 cm	1 kg
81A1=20	48 m	20 cm	1 kg

i **Practical recommendation 81A1**
Individually adaptable and weldable.

Processing and usage examples for 81A1



Application example – vacuum forming in orthotics

Pull 81A1 nylon stockinette over the plaster model, cut to length so it is twice the size of the model, twist off and fold back again.



Application example – vacuum forming in prosthetics

Pre-tension the 81A1 nylon stockinette, twist it and then secure it with combination pliers. Using a pair of scissors, cut off the end of the seam. Using the flame of a cigarette lighter, weld the cut surface and then immediately smoothen the weld seam.



With the welded seam turned inwards, pull the sock over the model.



Perlon® stockinette, white

Reference number 623T3

- For fabricating laminates
- Knitted fabric
- Finely meshed
- Good stretching properties
- Good shaping
- Smooth surface after laminating
- Suitable for surfaces



Information material

646A174=GB

Prepreg technology
product information

Technical data

Article number	Length	Width	Weight
623T3=4	45.4 m	4 cm	0.5 kg
623T3=6	27.7 m	6 cm	0.5 kg
623T3=8	20.8 m	8 cm	0.5 kg
623T3=10	37 m	10 cm	1 kg
623T3=12	33.3 m	12 cm	1 kg
623T3=15	27 m	15 cm	1 kg
623T3=20	20 m	20 cm	1 kg
623T3=25	13.5 m	25 cm	1 kg
623T3=30	11.1 m	30 cm	1 kg
623T3=35	10.2 m	35 cm	1 kg
623T3=40	8.8 m	40 cm	1 kg

Perlon® is a registered trademark of Perlon-Monofil GmbH.

All Ottobock reinforcement materials are photographed from top to bottom. Lengthwise (warp), crosswise (weft)

Lamination technology

Stockinettes



Perlon® elastic stockinette, white

Reference number 623T5

- For fabricating laminates
- The proven classic material
- Knitted fabric
- Finely meshed
- Extremely high elasticity for circumference differences, e.g. KAFO
- Good shaping
- Smooth surface after laminating
- Suitable for surfaces



Technical data

Article number	Length	Width	Weight
623T5=6	33.3 m	6 cm	0.5 kg
623T5=8	26.3 m	8 cm	0.5 kg
623T5=10	21.7 m	10 cm	0.5 kg
623T5=12	37 m	12 cm	1 kg
623T5=15	27 m	15 cm	1 kg
623T5=20	20 m	20 cm	1 kg
623T5=25	16.4 m	25 cm	1 kg
623T5=30	13.1 m	30 cm	1 kg



Nylon frizz stockinette, white

Reference number 623T10

- For fabricating laminates
- For reinforcing soft sockets
- Knitted fabric
- Finely meshed
- Good stretching properties
- Greater build-up
- Suitable for surfaces



Technical data

Article number	Length	Width	Weight
623T10=6	48 m	6 cm	0.5 kg
623T10=9	38.5 m	9 cm	0.5 kg
623T10=12	20.8 m	12 cm	0.5 kg
623T10=15	16 m	15 cm	0.5 kg
623T10=20	12 m	20 cm	0.5 kg

Perlon® is a registered trademark of Perlon-Monofil GmbH.

All Ottobock reinforcement materials are photographed from top to bottom. Lengthwise (warp), crosswise (weft)



Nylon frizz stockinette, beige

Reference number 623T8

- For fabricating laminates
- For reinforcing soft sockets
- For a natural look, e.g. as the final layer in laminate
- Knitted fabric
- Finely meshed
- Good stretching properties
- Greater build-up
- Suitable for surfaces



Technical data


Article number	Length	Width	Weight
623T8=6	48.5 m	6 cm	0.5 kg
623T8=9	35.7 m	9 cm	0.5 kg
623T8=10	52.9 m	10 cm	1 kg
623T8=12	38.5 m	12 cm	1 kg
623T8=15	32 m	15 cm	1 kg



Elastic stockinette, white (filtering bag)

Reference number 623T13

- Especially well suited for viscous resins
- For silicone lamination
- 100% polyamide
- Knitted fabric
- Finely meshed
- High strength
- Low tendency to wrinkle
- Suitable for surfaces



Technical data

Article number	Length	Width	Weight
623T13=6	50 m	6 cm	0.5 kg
623T13=8	85 m	8 cm	1 kg
623T13=10	77 m	10 cm	1 kg
623T13=12	64 m	12 cm	1 kg
623T13=15	43.5 m	15 cm	1 kg

Lamination technology

Stockinettes



Polyester stockinette, white

Reference number 623T4

- For fabricating laminates
- Knitted fabric
- Finely meshed
- High strength
- Good stretching properties
- Low tendency to wrinkle
- Suitable for surfaces



Technical data

Article number	Length	Width	Weight
623T4=8	41 m	8 cm	0.5 kg
623T4=10	36 m	10 cm	1 kg
623T4=12	33 m	12 cm	1 kg
623T4=15	26 m	15 cm	1 kg
623T4=20	20 m	20 cm	1 kg
623T4=25	13 m	25 cm	1 kg
623T4=30	15 m	30 cm	1 kg



Nylglas stockinette, white

Reference number 623T9

- For fabricating laminates
- Blend of polyamide (35%) and fibreglass (65%)
- Knitted fabric
- Finely meshed
- High strength
- Low resin absorption combined with high stability



Technical data

Article number	Length	Width	Weight
623T9=6	31.2 m	6 cm	0.5 kg
623T9=8	35.7 m	8 cm	1 kg
623T9=10	32.2 m	10 cm	1 kg
623T9=12	26.3 m	12 cm	1 kg
623T9=15	23.8 m	15 cm	1 kg
623T9=20	18 m	20 cm	1 kg
623T9=25	15.2 m	25 cm	1 kg
623T9=30	11.6 m	30 cm	1 kg

All Ottobock reinforcement materials are photographed from top to bottom. Lengthwise (warp), crosswise (weft)



Nylglas frizz stockinette, white

Reference number 623T11

- For fabricating laminates
- Blend of polyamide (35%) and fibreglass (65%)
- Knitted fabric
- Finely meshed
- Extremely high elasticity for circumference differences, e.g. KAFO
- Greater build-up



Technical data

Article number	Length	Width	Weight
623T11=7	41.6 m	7 cm	1 kg
623T11=9	35.7 m	9 cm	1 kg
623T11=12	27 m	12 cm	1 kg
623T11=15	21.3 m	15 cm	1 kg
623T11=20	14.3 m	20 cm	1 kg



Fibreglass stockinette

Reference number 616G3

- For fabricating thin-walled laminates
- 100% glass fibre yarn
- Knitted fabric
- Wide-meshed
- Highly elastic




Technical data

Article number	Length	Width	Weight
616G3=6	28.5 m	6 cm	1 kg
616G3=8	17.2 m	8 cm	1 kg
616G3=10	15.6 m	10 cm	1 kg
616G3=12	12.5 m	12 cm	1 kg
616G3=15	9.3 m	15 cm	1 kg
616G3=20	7.2 m	20 cm	1 kg
616G3=25	5.2 m	25 cm	1 kg
616G3=30	4.8 m	30 cm	1 kg

All Ottobock reinforcement materials are photographed from top to bottom. Lengthwise (warp), crosswise (weft)

Lamination technology

Reinforcement materials



Sample set of carbon profile bars

Reference number 646M39

- 3 carbon profile bars (0°, 45° und 90°)
- The mechanical properties of the carbon fabric are dependent on the direction in which a force is applied. Under tensile load in the warp or weft direction, woven fabrics stretch only slightly. But if the tensile load is applied diagonally, e.g. at an angle under 45°, woven carbon fabrics are highly stretchable. The direction of the fibres should be adjusted according to the load.

Technical data


Article number

646M39

Information material

646A174=GB

Prepreg technology
product information



Fibreglass roving

Reference number 699B1

- For reinforcement in lamination work
- Unidirectional
- High strength and stiffness in the longitudinal direction of the fibres



Technical data

Article number	Length	Weight
699B1	200 m	0.5 kg



Practical recommendation 699B1

Suitable for the fixation of components such as adapters in the laminate, e.g. by sewing.


All Ottobock reinforcement materials are photographed from top to bottom. Lengthwise (warp), crosswise (weft)



Carbon UD stockinette

Reference number 616H20

- For axial reinforcement (bending forces) of thin-walled, high-strength laminates
- Designed especially for use with acrylic resins (e.g. 617H55 C-Orthocryl)
- The elastic weft thread allows the carbon threads to maintain their 0° orientation, regardless of the diameter
- No elaborate cutting or forming work is necessary with formed models
- The elastic weft thread facilitates forming the stockinette to the model and saves valuable working time
- Not suitable for surfaces



Product example



Technical data

Article number	Length	Width
616H20=20X5	5 m	20 mm
616H20=40X5	5 m	40 mm
616H20=70X5	5 m	70 mm
616H20=100X5	5 m	100 mm
616H20=150X5	5 m	150 mm




Practical recommendation 616H20

If the laminate is to have radial strength (torsional forces), additional reinforcement materials are required. In this case we recommend using our 616G15 woven carbon fibre stockinette.

Lamination technology

Reinforcement materials



Woven fibreglass stockinette


Reference number 616G13

- For fabricating thin-walled laminates
- Braid
- High torsional strength in laminates
- Torsion can be influenced by different circumferences (ideal angle: 45°)
- Good draping characteristics



Technical data


Article number	Length	Width	Weight
616G13=6	12.5 m	6 cm	1 kg
616G13=8	8 m	8 cm	1 kg
616G13=10	7 m	10 cm	1 kg



Woven carbon fibreglass stockinette

Reference number 616G14

- For fabricating thin-walled laminates
- Braid
- Combines the properties of carbon and glass fibres
- Increased torsional strength in laminates
- Torsion can be influenced by different circumferences (ideal angle: 45°)



Technical data

Article number	Length	Width	Weight
616G14=8	11 m	8 cm	1 kg
616G14=10	10 m	10 cm	1 kg

All Ottobock reinforcement materials are photographed from top to bottom. Lengthwise (warp), crosswise (weft)



Woven carbon fibre stockinette

Reference number 616G15

- For fabricating rigid lamination resin side struts, clasps and connectors
- For fabricating thin-walled, high-strength laminates
- Braid
- Very high torsional strength in laminates
- Torsion can be influenced by different circumferences (ideal angle: 45°)



Technical data

Article number	Length	Width
616G15=20X5	5 m	20 mm
616G15=20X10	10 m	20 mm
616G15=20X25	25 m	20 mm
616G15=20X50	50 m	20 mm
616G15=50X5	5 m	50 mm
616G15=50X10	10 m	50 mm
616G15=50X25	25 m	50 mm
616G15=50X50	50 m	50 mm
616G15=80X5	5 m	80 mm
616G15=80X10	10 m	80 mm
616G15=80X25	25 m	80 mm
616G15=80X50	50 m	80 mm
616G15=120X5	5 m	120 mm
616G15=120X10	10 m	120 mm
616G15=120X25	25 m	120 mm
616G15=120X50	50 m	120 mm



Practical recommendation 616G15

Facilitates excellent sandwich properties in conjunction with 17Y106 PVC profile as the core material, especially in prosthetics.

Lamination technology

Reinforcement materials



Fibreglass mat (Biegelow mat)

Reference number 616G4

- For partial laminate reinforcements
- Good absorption of all Ottobock lamination resins
- Good draping characteristics



Technical data

Article number	Width	Weight per unit area	Weave type
616G4	950 mm	700 g/m ²	Randomly oriented fibre

- Please specify length when ordering!



Fibreglass cloth

Reference number 616G18


- For partial laminate reinforcements
- Good absorption of all Ottobock lamination resins
- High strength
- Good draping characteristics



Technical data

Article number	Length	Width	Weight per unit area	Weave type
616G18=1	1 m	1000 mm	280 g/m ²	Twill 2/2
616G18=2	2 m	1000 mm	280 g/m ²	Twill 2/2
616G18=5	5 m	1000 mm	280 g/m ²	Twill 2/2
616G18=10	10 m	1000 mm	280 g/m ²	Twill 2/2


All Ottobock reinforcement materials are photographed from top to bottom. Lengthwise (warp), crosswise (weft)



Woven carbon fibre

Reference number 616G12

- For partial high-strength laminate reinforcements
- Good absorption of all Ottobock lamination resins
- Good draping characteristics



Technical data

Article number	Length	Width	Weight per unit area	Weave type
616G12=1	1 m	1200 mm	200 g/m ²	Twill 2/2
616G12=2	2 m	1200 mm	200 g/m ²	Twill 2/2
616G12=5	5 m	1200 mm	200 g/m ²	Twill 2/2
616G12=10	10 m	1200 mm	200 g/m ²	Twill 2/2
616G12=20	20 m	1200 mm	200 g/m ²	Twill 2/2
616G12=30	30 m	1200 mm	200 g/m ²	Twill 2/2

Information material


647G51

616G12 woven carbon fibre processing instructions

Processing and usage examples for 616G12



Check that the weft thread of the 616G12 woven carbon fibre is running a straight course by pulling out a weft thread running close to the cut edge.




Pull the woven carbon fibre straight to such a degree that the resulting mesh loop runs 90° to the warp. Using 616F10 double-sided PVC adhesive tape, tape over the resulting mesh loop and cut the woven carbon fibre centrally along the adhesive tape. After these preparations have been completed, tailored carbon fibre sections can be made that have a 90° alignment between the warp and the weft. In this way the carbon fibres are not only aligned in accordance with the arising forces, they can also absorb these optimally.



Position the tailored carbon fibre sections on those parts of the reinforcements that are to be strengthened while pre-tensioning them in the fibre directions.

Lamination technology

Reinforcement materials



Woven carbon fibre

Reference number 616G12

- For partial high-strength laminate reinforcements
- Processability including the woven edge is advantageous (edges are not sewn), because masking is not necessary
- Good absorption of all Ottobock lamination resins
- Good draping characteristics



Technical data

Article number	Length	Width	Weight per unit area	Weave type
616G12=50X1	1 m	50 mm	245 g/m ²	Twill 2/2
616G12=50X5	5 m	50 mm	245 g/m ²	Twill 2/2
616G12=50X10	10 m	50 mm	245 g/m ²	Twill 2/2
616G12=100X1	1 m	100 mm	245 g/m ²	Twill 2/2
616G12=100X5	5 m	100 mm	245 g/m ²	Twill 2/2
616G12=100X10	10 m	100 mm	245 g/m ²	Twill 2/2
616G12=300X1	1 m	300 mm	245 g/m ²	Twill 2/2
616G12=300X5	5 m	300 mm	245 g/m ²	Twill 2/2
616G12=300X10	10 m	300 mm	245 g/m ²	Twill 2/2



Woven fibreglass tape

Reference number 699B2


- For partial bidirectional laminate reinforcements (stays)
- Good absorption of all Ottobock lamination resins
- High strength
- Good draping characteristics
- Not suitable for surfaces



Technical data

Article number	Length	Width	Weight per unit area	Weave type
699B2	25 m	20 mm	850 g/m ²	Plain weave


All Ottobock reinforcement materials are photographed from top to bottom. Lengthwise (warp), crosswise (weft)



Woven carbon-fibreglass tape

Reference number 616H11

- For partial high-strength, unidirectional laminate reinforcements
- Combines the properties of carbon fibres in longitudinal direction and glass fibres in transverse direction
- Easy to shape thanks to glass weft thread
- Good draping characteristics
- Not suitable for surfaces



Technical data

Article number	Length	Width	Weight per unit area	Weave type
616H11=25X5	5 m	25 mm	410 g/m ²	Plain weave
616H11=25X10	10 m	25 mm	410 g/m ²	Plain weave
616H11=25X20	20 m	25 mm	410 g/m ²	Plain weave
616H11=25X50	50 m	25 mm	410 g/m ²	Plain weave
616H11=50X5	5 m	50 mm	410 g/m ²	Plain weave
616H11=50X10	10 m	50 mm	410 g/m ²	Plain weave
616H11=50X20	20 m	50 mm	410 g/m ²	Plain weave
616H11=50X50	50 m	50 mm	410 g/m ²	Plain weave

Lamination technology


Reinforcement materials



Woven carbon fibre tape


Reference number 616H10

- For partial high-strength, unidirectional laminate reinforcements
- Large selection of different widths
- Good absorption of all Ottobock lamination resins
- Not suitable for surfaces



Technical data

Article number	Length	Width	Weight per unit area	Weave type
616H10=19X5	5 m	19 mm	390 g/m ²	Plain weave
616H10=19X10	10 m	19 mm	390 g/m ²	Plain weave
616H10=19X20	20 m	19 mm	390 g/m ²	Plain weave
616H10=19X50	50 m	19 mm	390 g/m ²	Plain weave
616H10=25X5	5 m	25 mm	390 g/m ²	Plain weave
616H10=25X10	10 m	25 mm	390 g/m ²	Plain weave
616H10=25X20	20 m	25 mm	390 g/m ²	Plain weave
616H10=25X50	50 m	25 mm	390 g/m ²	Plain weave
616H10=50X5	5 m	50 mm	390 g/m ²	Plain weave
616H10=50X10	10 m	50 mm	390 g/m ²	Plain weave
616H10=50X20	20 m	50 mm	390 g/m ²	Plain weave
616H10=50X50	50 m	50 mm	390 g/m ²	Plain weave
616H10=75X5	5 m	75 mm	390 g/m ²	Plain weave
616H10=75X10	10 m	75 mm	390 g/m ²	Plain weave
616H10=75X20	20 m	75 mm	390 g/m ²	Plain weave
616H10=75X50	50 m	75 mm	390 g/m ²	Plain weave
616H10=100X5	5 m	100 mm	390 g/m ²	Plain weave
616H10=100X10	10 m	100 mm	390 g/m ²	Plain weave
616H10=100X20	20 m	100 mm	390 g/m ²	Plain weave
616H10=100X50	50 m	100 mm	390 g/m ²	Plain weave



PVC profile bars


Reference number 17Y106

- As profile material in carbon fibre technique, especially in orthotics and for frame sockets in prosthetics
- Lightweight
- Easy to work with
- Thermoformable at 80 °C

Technical data

Article number	Length	Width	Quantity unit
17Y106=500X16	500 mm	16 mm	Piece
17Y106=500X20	500 mm	20 mm	Piece
17Y106=1000X16	1000 mm	16 mm	Piece
17Y106=1000X20	1000 mm	20 mm	Piece

All Ottobock reinforcement materials are photographed from top to bottom. Lengthwise (warp), crosswise (weft)



Reinforcement kit

Reference number 5Z14

- For frame and container sockets, e.g. for ISNY, M.A.S.[®], knee disarticulation and longitudinal-oval sockets
- For distal residual limb cap: 4 diamonds of bidirectional woven carbon fibre
- For frame construction: 2 T-shaped carbon fibre tape (3 layers) with reinforcing seams
- For medial socket brim: 2 triangles of bidirectional woven carbon fibre
- For axial frame reinforcement: 1 profile bar, 1 woven carbon fibre stockinette
- For radial frame reinforcement: 1 profile bar, 1 woven carbon fibre stockinette

Technical data

Article number	Weight
5Z14	0.466 kg

Information material

646D718=EN	617H119 Orthocryl lamination resin 80:20 PRO product information
------------	--



Anchor preform

Reference number 5Z15

- For reinforcement of the socket adapter
- Can be combined with 4R41, 4R42, 4R42=1, 4R43, 4R89, 4R111, 4R111=T, 4R111=N, 4R116, 4R116=T, 4R117, 4R117=T, 4R119=NT, 4R119=T, 4R119, 4R119=N, 4WR95=1, 4WR95=2
- Quick, clean and easy reinforcement
- Preform with optimal fibre orientation in the direction of force
- Load-bearing fibre strands stay in place
- Saves time during the reinforcement process
- Very low material waste
- Good draping characteristics
- Simplified quantity control in comparison to rolled goods
- Good absorption of Ottobock lamination resins
- Can be combined with all Ottobock reinforcement materials

Technical data

Article number	Order unit	Package contents
5Z15	Package	2 x anchor preform


- Please note that the 5R2, 5R2=C, 4R63, 4R68 and 4R100 socket adapters may not be used with the 5Z15 anchor preform.

Information material

646D1465=EN_INT	5Z15 Anchor preform product brief
-----------------	-----------------------------------

Lamination technology

Reinforcement materials



Frame preform

Reference number 5Z16

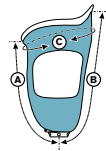
- For use in socket fabrication
- Can be combined with 4R41, 4R42, 4R42=1, 4R43, 4R89, 4R111, 4R111=T, 4R111=N, 4R116, 4R116=T, 4R117, 4R117=T, 4R119=NT, 4R119=T, 4R119, 4R119=N, 4WR95=1, 4WR95=2
- Tested for users up to 150 kg
- Clean and easy processing
- Pre-determined layer structure
- Simplified fabrication and less time to fabricate a socket
- Minimises waste of expensive reinforcement materials
- Simplified quantity control in comparison to rolled and sheet goods

Information material

646D1410=EN_INT

5Z16/5Z17 Frame/
container preform product
brief

Technical data



Article number	Dimension A	Dimension B	Dimension C	Package contents	Quantity unit
5Z16=280X700X150	280 mm	370 mm	700 mm	Three preforms for fabricating a prosthetic socket	Set
5Z16=350X700X150	350 mm	500 mm	700 mm	Three preforms for fabricating a prosthetic socket	Set

- Apply the M/L section with the short side oriented medially. Round the edges when shortening to the correct length.
- Wrap around the radial section: position the reinforcement triangle medially in the perineum with the point towards the end of the residual limb. The radial section can be used for left-hand (carbon on the outside) and right-hand (carbon on the inside) sockets. Perform the first casting with the M/L section and the radial section.
- Attach the anchor and position the faces of the star so they are centred over the anchor arms. Perform the second casting with the anchor and star.



Practical recommendation 5Z16

- Use 636K40 spray adhesive for easy handling and fast adhesion to the plaster model.
- When positioning the star, pull the rounded corners laterally in the medial direction so they lie horizontally against the residual limb model.
- Trim the ends of the M/L section and the radial section using sharp scissors so they fit onto the residual limb model.



Container preform

Reference number 5Z17

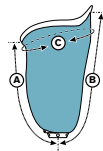
- For use in socket fabrication
- Can be combined with 4R41, 4R42, 4R42=1, 4R43, 4R89, 4R111, 4R111=T, 4R111=N, 4R116, 4R116=T, 4R117, 4R117=T, 4R119=NT, 4R119=T, 4R119, 4R119=N, 4WR95=1, 4WR95=2
- Tested for users up to 150 kg
- Clean and easy processing
- Pre-determined layer structure
- Simplified fabrication and less time to fabricate a socket
- Minimises waste of expensive reinforcement materials
- Simplified quantity control in comparison to rolled and sheet goods

Information material

646D1410=EN_INT

5Z16/5Z17 Frame/
container preform product
brief

Technical data



Article number	Dimension A	Dimension B	Dimension C	Package contents	Quantity unit
5Z17=280X700X150	280 mm	370 mm	700 mm	Three preforms for fabricating a prosthetic socket	Set
5Z17=350X700X150	350 mm	500 mm	700 mm	Three preforms for fabricating a prosthetic socket	Set

- Apply the M/L section with the short side oriented medially. Round the edges when shortening to the correct length.
- Wrap around the radial section: position the reinforcement triangle medially in the perineum with the point towards the end of the residual limb. The radial section can be used for left-hand (carbon on the outside) and right-hand (carbon on the inside) sockets. Perform the first casting with the M/L section and the radial section.
- Attach the anchor and position the faces of the star so they are centred over the anchor arms. Perform the second casting with the anchor and star.



Practical recommendation 5Z17

- Use 636K40 spray adhesive for easy handling and fast adhesion to the plaster model.
- When positioning the star, pull the rounded corners laterally in the medial direction so they lie horizontally against the residual limb model.
- Trim the ends of the M/L section and the radial section using sharp scissors so they fit onto the residual limb model.

Lamination technology

Reinforcement materials



DACRON® felt

Reference number 616G6

- For venting T.P.C layers between the upper and lower silicone films
- As a filler for reinforcement, for bulges, ischial supports etc.
- Good ventilation of laminates
- Good absorption of all Ottobock lamination resins
- Sewable
- Smooth surface after laminating



Information material

646A174=GB	Prepreg technology product information
646T757=EN	617R15 T.P.C and 617R18 T.P.C textile technical information

Technical data

Article number	Length	Width	Thickness, dry
616G6=1X1	1 m	930 mm	3 mm
616G6=1X2	2 m	930 mm	3 mm
616G6=1X5	5 m	930 mm	3 mm
616G6=1X10	10 m	930 mm	3 mm
616G6=1X30	30 m	930 mm	3 mm
616G6=1X50	50 m	930 mm	3 mm



Polyester knit fabric

Reference number 616G26

- For reinforcing Orthocryl soft resins, silicones and flexible thermoplastics
- Stretchable in one direction
- Stable in one direction
- High resistance to tearing



Technical data

Article number	Length	Width
616G26=150-1	1100 mm	1500 mm

DACRON® is a registered trademark of Invista.

All Ottobock reinforcement materials are photographed from top to bottom. Lengthwise (warp), crosswise (weft)



Pedilen duplicating foam

Reference number 617H37

- Two-component synthetic material, excellent for quickly taking impressions of prosthetic sockets
- Undercuts are transferred exactly and can be demoulded easily
- Can be finished, for example by sanding, application of 636K17 lightweight putty
- Sensitive to moisture

Technical data

Article number	Net contents
617H37=0.865	0.865 kg
617H37=4.600	4.6 kg
617H37=9.320	9.32 kg



Practical recommendation 617H37

Immediately after the Pedilen duplicating foam has hardened and cooled, line the cast with an adequately stable layer of plaster. Let this layer harden and fill the model with plaster.



Pedilen rigid foam 100

Reference number 617H11

- For fabricating rehabilitation seating systems and for functional cosmeses
- Fast and safe processing with hand mixing procedure
- Precise taking of impressions
- Indentation hardness (at 10% compression): approx. 0.63 N/mm²
- No shrinkage
- Easy to refinish in cured condition, e.g. through sanding, lamination
- Sensitive to moisture

Technical data

Article number	Net contents	Expansion factor	Weight per unit volume
617H11=0.865	0.865 kg	12.5	approx. 100 kg/m ³
617H11=2.300	2.3 kg	12.5	approx. 100 kg/m ³
617H11=4.600	4.6 kg	12.5	approx. 100 kg/m ³
617H11=9.320	9.32 kg	12.5	approx. 100 kg/m ³

Mixing ratio

Pedilen rigid foam 100 617H11	Hardener for Pedilen rigid foams 617P21
100	100

Lamination technology

Pedilen foams



Mixing ratio

Pedilen rigid foam 200 617H12	Hardener for Pedilen rigid foams 617P21
100	100

Pedilen rigid foam 200

Reference number 617H12

- For functional cosmeses in prosthetics and orthotics
- Fast and safe processing with hand mixing procedure
- Precise taking of impressions
- Indentation hardness (at 10% compression): approx. 2.5 N/mm²
- No shrinkage
- Easy to refinish in cured condition, e.g. through sanding, lamination
- Sensitive to moisture

Technical data

Article number	Net contents	Expansion factor	Weight per unit volume
617H12=0.865	0.865 kg	6.5	approx. 200 kg/m ³
617H12=2.300	2.3 kg	6.5	approx. 200 kg/m ³
617H12=4.600	4.6 kg	6.5	approx. 200 kg/m ³
617H12=9.320	9.32 kg	6.5	approx. 200 kg/m ³

i **Practical recommendation 617H12**
Shake for 30 seconds before use.



Mixing ratio

Pedilen rigid foam 300 617H32	Hardener for Pedilen rigid foams 617P21
100	100

Pedilen rigid foam 300

Reference number 617H32

- For shape and length difference compensation subject to loads in prosthetics and orthotics
- Fast and safe processing with hand mixing procedure
- Precise taking of impressions
- Indentation hardness (at 10% compression): approx. 5.26 N/mm²
- No shrinkage
- Easy to refinish in cured condition, e.g. through sanding, lamination
- Sensitive to moisture

Technical data

Article number	Net contents	Expansion factor	Weight per unit volume
617H32=0.865	0.865 kg	4.5	approx. 300 kg/m ³
617H32=2.300	2.3 kg	4.5	approx. 300 kg/m ³
617H32=4.600	4.6 kg	4.5	approx. 300 kg/m ³

i **Practical recommendation 617H32**
Shake for 30 seconds before use.



Pedilen rigid foam 450

Reference number 617H48

- For prostheses and shoe lasts subject to high strain
- Fast and safe processing with hand mixing procedure
- Precise taking of impressions
- Indentation hardness (at 10% compression): approx. 8.30 N/mm²
- No shrinkage
- Easy to refinish in cured condition, e.g. through sanding, lamination
- Sensitive to moisture

Technical data

Article number	Net contents	Expansion factor	Weight per unit volume
617H48=0.865	0.865 kg	2.2	approx. 450 kg/m ³
617H48=4.600	4.6 kg	2.2	approx. 450 kg/m ³

Mixing ratio

Pedilen rigid foam 450 617H48	Hardener for Pedilen rigid foams 617P21
100	100



Practical recommendation 617H48

Shake for 30 seconds before use.



Pedilen rigid foam 600

Reference number 617H61

- For prostheses and shoe lasts subject to very high strain
- Fast and safe processing with hand mixing procedure
- Precise taking of impressions
- Indentation hardness (at 10% compression): approx. 10.20 N/mm²
- No shrinkage
- Easy to refinish in cured condition, e.g. through sanding, lamination
- Sensitive to moisture

Technical data

Article number	Net contents	Expansion factor	Weight per unit volume
617H61=4.600	4.6 kg	1.9	approx. 600 kg/m ³
617H61=9.320	9.32 kg	1.9	approx. 600 kg/m ³

Mixing ratio

Pedilen rigid foam 600 617H61	Hardener for Pedilen rigid foams 617P21
100	100



Practical recommendation 617H61

Shake for 30 seconds before use.

Lamination technology

Pedilen foams



Pedilen rigid foam 700

Reference number 617H41

- For fabricating heel lifts and shoe lasts
- Fast and safe processing with hand mixing procedure
- Precise taking of impressions
- Indentation hardness (at 10% compression): approx. 12.50 N/mm²
- Screw and nail-resistant
- Thermally stable
- No shrinkage
- Easy to refinish in cured condition, e.g. through sanding, lamination
- Sensitive to moisture
- Attention: mixing ratio 100 (617H41 rigid foam):70 (617P21 hardener)

Technical data

Mixing ratio		Technical data			
Pedilen rigid foam 700 617H41	Hardener for Pedilen rigid foams 617P21	Article number	Net contents	Expansion factor	Weight per unit volume
100	70	617H41=0.865	0.865 kg	1.7	approx. 700 kg/m ³
		617H41=4.600	4.6 kg	1.7	approx. 700 kg/m ³
		617H41=9.320	9.32 kg	1.7	approx. 700 kg/m ³



Practical recommendation 617H41

Shake for 30 seconds before use.



Hardener for Pedilen rigid foams

Reference number 617P21

- Hardener for all Pedilen rigid foams and Pedilen duplicating foams
- Hardener has no influence on the swelling factor, foam determines the swelling factor



inhalation Acute Tox. 4,
Skin Irrit. 2,
Eye Irrit. 2,
Resp. Sens. 1,
Skin. Sens. 1,
Carc. 2,
resp. irrit. STOT SE 3,
STOT RE 2

Mixing ratio for a residual limb length of 20 cm and a circumference of the residual limb (centre) of 20 cm

Pedilen duplicating foam 617H37	Hardener for Pedilen rigid foams 617P21
100	40

Product example



Technical data

Article number	Net contents
617P21=0.865	0.865 kg
617P21=2.300	2.3 kg
617P21=4.600	4.6 kg
617P21=9.320	9.32 kg

See the table below for further mixing ratios. (Duplicating Foam:Hardener; quantities in g)

Residual limb length	Circumference of residual limb (centre)				
	20 cm	30 cm	40 cm	50 cm	60 cm
10 cm	50 : 20	100 : 40	150 : 60	200 : 80	200 : 80
20 cm	100 : 40	150 : 60	200 : 80	300 : 120	400 : 80
30 cm	100 : 40	200 : 80	250 : 100	350 : 140	400 : 160
40 cm	150 : 60	200 : 80	350 : 140	400 : 160	500 : 200



Practical recommendation 617P21

- Shake for 30 seconds before use.
- For the exact mixing ratio, we recommend the 642B2 measuring cup.



Pedilen flexible foam 150

Reference number 617H35

- For making flexible cosmetic body compensations
- Fast and safe processing with hand mixing procedure
- Precise taking of impressions
- Indentation hardness (at 10% compression): approx. 0.02 N/mm²
- No shrinkage
- Easy to refinish in cured condition, e.g. through sanding
- Sensitive to moisture

Technical data

Article number	Net contents	Expansion factor	Weight per unit volume
617H35=0.865	0.865 kg	7.1	approx. 150 kg/m ³
617H35=4.600	4.6 kg	7.1	approx. 150 kg/m ³



Practical recommendation 617H35

- Shake for 30 seconds before use.
- Bonds well with 636W71 CP contact adhesive.

Mixing ratio

Pedilen flexible foam 150 617H35	Hardener for Pedilen flexible foams 617P32
100	50

Lamination technology

Pedilen foams



Pedilen flexible foam 300

Reference number 617H42

- For making flexible body compensations with high mechanical strength, e.g. for partial hand replacements
- Fast and safe processing with hand mixing procedure
- Precise taking of impressions
- Indentation hardness (at 10% compression): approx. 0.08 N/mm²
- No shrinkage
- Easy to refinish in cured condition, e.g. through sanding
- Sensitive to moisture

Technical data

Article number	Net contents	Expansion factor	Weight per unit volume
617H42=0.865	0.865 kg	4.7	approx. 300 kg/m ³
617H42=4.600	4.6 kg	4.7	approx. 300 kg/m ³

Mixing ratio

Pedilen flexible foam 300 617H42	Hardener for Pedilen flexible foams 617P32
100	50



Practical recommendation 617H42

- Shake for 30 seconds before use.
- Bonds well with 636W71 CP contact adhesive.



Hardener for Pedilen flexible foams

Reference number 617P32

- Hardener for 617H35 Pedilen flexible foam 150 and 617H42 Pedilen flexible foam 300
- Hardener has no influence on the swelling factor, foam determines the swelling factor



Technical data

Article number	Net contents
617P32=0.865	0.865 kg



Practical recommendation 617P32

- Shake for 30 seconds before use.
- Mixing ratio hardener: A-component varies. For the exact mixing ratio, we recommend the 642B2 measuring cup.



Flexible foam, component A

Reference number 617D50

- For the production of 2-component PUR foam
- For custom orthopaedic components made to measure
- Fast and safe processing with hand mixing procedure
- Low weight
- Precise taking of impressions
- Indentation hardness (at 10% compression): approx. 0.01 N/mm²
- No shrinkage
- Easy to refinish in cured condition, e.g. through sanding
- Sensitive to moisture



Mixing ratio

Flexible foam, component A 617D50	Flexible foam, component B 617D51
100	40

Technical data

Article number	Net contents	Expansion factor	Weight per unit volume
617D50	0.865 kg	10	approx. 120 kg/m ³



Practical recommendation 617D50

- Shake for 30 seconds before use.
- Bonds well with 636W71 CP contact adhesive.



Flexible foam, component B

Reference number 617D51

- For the production of 2-component PUR foam
- For custom orthopaedic components made to measure
- Fast and safe processing with hand mixing procedure
- Low weight
- Precise taking of impressions
- Indentation hardness (at 10% compression): approx. 0.01 N/mm²
- No shrinkage
- Easy to refinish in cured condition, e.g. through sanding
- Sensitive to moisture



Mixing ratio

Flexible foam, component A 617D50	Flexible foam, component B 617D51
100	40

Technical data

Article number	Net contents	Expansion factor	Weight per unit volume
617D51	0.865 kg	10	approx. 120 kg/m ³



Practical recommendation 617D51

- Shake for 30 seconds before use.
- Bonds well with 636W71 CP contact adhesive.

Lamination technology

Pedilen foams



Information material

646F265=EN_INT

Thermoplastics poster

ThermoLyn trolene

Reference number 616T3

- Flexible polyethylene
- Used as a forming and parting material
- For orthotic components that require little stiffness but high flexibility
- For fabricating flaps in socket technology
- Individually cut to size, it can be used as a device for filling work
- Reusable and easy to clean due to its smooth surface
- Opaque
- Good transparency
- Low molecular weight
- Good thermoplastic formability
- High flexibility
- Temperature recommendation: processing temperature 125 °C (convection oven, infrared oven)

Technical data

Article number	Length	Width	Thickness	Colour
616T3=1	1000 mm	500 mm	1 mm	Natural colour
616T3=2	1000 mm	500 mm	2 mm	Natural colour
616T3=2000X1000X2	2000 mm	1000 mm	2 mm	Natural colour
616T3=2000X1000X3	2000 mm	1000 mm	3 mm	Natural colour
616T3=40X32X2	40 mm	32 mm	2 mm	Natural colour



Practical recommendation 616T3

Can also be used as a dummy material, e.g. with lamination technique.



Measuring cup

Reference number 642B2

- Polypropylene measuring cup
- Scaling facilitates a precise mixing ratio
- The 1000-g cup is especially well suited for laminating pelvic sockets and orthoses, and for taking impressions and foaming with large volumes
- Reusable


Technical data

Article number	Volume	Minimum order quantity
642B2=50	50 g	100 pieces
642B2=100	100 g	100 pieces
642B2=200	200 g	100 pieces
642B2=400	400 g	100 pieces
642B2=1000	1000 g	100 pieces



Practical recommendation 642B2

- The varying density of the foam and hardener results in a precise mixing ratio of 1:1. We recommend using a measuring cup to ensure this mixing ratio.
- Add slightly more than the required amount of liquid foam, since a small amount often remains in the measuring cup.



Wooden spatula

Reference number 699Y3

- Versatile measuring tool
- Imprint in mm and inch
- Rectangular shape facilitates thorough mixing in the bottom and edge areas, for example with lamination resins

Technical data

Article number	Length	Width	Height	Minimum order quantity
699Y3	270 mm	18 mm	2.7 mm	100 pieces



Practical recommendation 699Y3

Add slightly more than the required amount of liquid foam since a small amount always remains on the wooden spatula.

Lamination technology

Acrylic sealing resins



Orthocryl sealing resin compact adhesive

Reference number 636K18

- For bonding e.g. wood, plastics, leather
- In conjunction with 617P14 hardener paste or 617P37 hardener powder
- Basis: solution of an acrylic polymer in methacrylic esters
- Thixotrope



Technical data

Article number	Net contents	Colour
636K18	1 kg	Transparent

Information material

646F297=GB

Adhesives, putties, varnishes and thinners poster



Practical recommendation 636K18

Recommended for parting components prior to laminating.



Hardener paste

Reference number 617P14

- For Orthocryl resins
- For 636K7 Orthocryl putty, 636K9 Akemi fast-curing putty, 636K17 lightweight putty and 636K18 Orthocryl sealing resin compact adhesive
- Thixotrope
- Mixes well
- Enables fast curing



Technical data

Mixing ratio	
Putty	Hardener paste 617P14
100	3

Article number	Net contents
617P14=0.028	0.028 kg
617P14=0.150	0.15 kg
617P14=0.500	0.5 kg



Orthocryl sealing resin

Reference number 617H21

- For sealing and reinforcing
- High-strength adhesive bonds, e.g. wood, foam
- Combined with filler material for making putties
- 617H21=25 P supplied in plastic canister (filling set available)



Technical data

Article number	Net contents
617H21=0.900 E	0.9 kg
617H21=4.600 E	4.6 kg
617H21=25 E	25 kg
617H21=25 P	25 kg

Mixing ratio

Resin	Hardener	Pigment paste
100	1	3

Information material

646F351=EN_MASTER Lamination resins poster

- The 642K13 filling set is available as an accessory for metal containers of 25 kg and over.



Hardening powder

Reference number 617P37

- For Orthocryl resins and 617H500 Orthovinyl resin as well as 636K18 Orthocryl sealing resin compact adhesive
- Includes 1 g measuring spoon
- Mixes well with Orthocryl and Orthovinyl resins
- Easy dosing
- Reduces the flow properties of Orthocryl and Orthovinyl resins



Technical data

Article number	Net contents
617P37=0.150	0.15 kg

Information material

646F351=EN_MASTER Lamination resins poster



Practical recommendation 617P37

Applies to all Orthocryl resins: add max. 3% 617P37 hardening powder.

Lamination technology

Acrylic sealing resins



Talcum powder pharma

Reference number 639A1

- Lightweight filler for sealing resin
- For powdering plaster models
- Pharmaceutical quality
- Powder form

Technical data

Article number	Net contents
639A1=1	1 kg



Microballoon

Reference number 617Z8

- Very lightweight filler for sealing resin
- Powder form
- Density reduction and therefore weight reduction of the end product

Technical data

Article number	Net contents	Colour
617Z8=1	1 kg	White



Orthocryl lamination resin 80:20 Speed

Reference number 617H19S

- Lamination resin for small prosthetic and orthotic components
- Same mixing ratio of hardener powder and lamination resin as with 617H19 Orthocryl lamination resin 80:20 (max. 3%)
- Requires only half the curing time of Orthocryl lamination resin 80:20
- Using the same proportion of hardener powder prevents the formation of bubbles and a brittle lamination with a shorter curing time
- Consistent lamination quality as with Orthocryl lamination resin 80:20, with a reduced curing time
- Same viscosity with the same mechanical characteristics as Orthocryl lamination resin 80:20
- Can be combined with all common reinforcement materials in orthopaedic technology
- Hardener/colour pastes are easy to mix

Mixing ratio

Resin	Hardener	Pigment paste
100	1-3	3

Information material

646D1444=EN_MASTER	617H19S Orthocryl lamination resin 80:20 Speed product brief
646F351=EN_MASTER	Lamination resins poster



Technical data

Article number	Net contents
617H19S=0.900	0.9 kg
617H19S=4.600	4.6 kg
617H19S=25	25 kg

- The 642K13 filling set is available as an accessory for containers of 25 kg and over.



Practical recommendation 617H19S

Adding hardener powders in proportions greater than 3% results in the formation of bubbles and a brittle lamination with all lamination resins used in the field of orthopaedic technology. Use 617H19S Orthocryl lamination resin 80:20 Speed to make small components available for further processing more quickly, without jeopardising quality.



Orthocryl lamination resin 80:20

Reference number 617H19

- The proven classic material for laminating
- Optimum 80:20 ratio for fabricating stiff laminates (with 20% 617H17 Orthocryl, soft)
- Can be combined with all common reinforcement materials in orthopaedic technology
- 617H19=25 P supplied in plastic canister (filling set included)



Technical data

Article number	Net contents
617H19=0.900 E	0.9 kg
617H19=4.600 E	4.6 kg
617H19=25 E	25 kg
617H19=25 P	25 kg

- The 642K13 filling set is available as an accessory for metal containers of 25 kg and over.



Practical recommendation 617H19

For sheet casting, use only 616F4 PVA film or 99B81 PVA bags.

Mixing ratio

Resin	Hardener	Pigment paste
100	1-3	3

Information material

646F351=EN_MASTER	Lamination resins poster
-------------------	--------------------------

Lamination technology

Acrylic lamination resins



C-Orthocryl

Reference number 617H55

- Lamination resin for carbon fibre technique
- Facilitates fabricating components with a low proportion of resin
- Optimum ratio of matrix to reinforcing materials



Technical data

Article number	Net contents
617H55=0.900	0.9 kg
617H55=4.600	4.6 kg
617H55=25	25 kg

- The 642K13 filling set is available as an accessory for containers of 25 kg and over.



Practical recommendation 617H55

- No filter layers are required when casting carbon on carbon.
- For sheet casting, use only 616F4 PVA film or 99B81 PVA bags.

Mixing ratio

Resin	Hardener	Pigment paste
100	1-3	3

Information material

646F351=EN_MASTER	Lamination resins poster
-------------------	--------------------------



Orthocryl lamination resin 80:20 PRO

Reference number 617H119

- Lamination resin for the fabrication of components with a low proportion of resin
- Lower viscosity with the same mechanical characteristics as 617H19
- Better penetration of the reinforcement
- Faster evacuation of air from the reinforcement
- The air that is evacuated and subsequently rises can escape from the resin during lamination and is not locked into the resin. This increases the quality and stability of the end result
- Hardener/colour pastes are easier to mix



Technical data

Article number	Net contents
617H119=0.900	0.9 kg
617H119=4.600	4.6 kg
617H119=25	25 kg

- The 642K13 filling set is available as an accessory for containers of 25 kg and over.

Mixing ratio

Resin	Hardener	Pigment paste
100	1-3	3

Information material

646D1443=EN_MASTER	617H119 Orthocryl lamination resin 80:20 PRO product brief
646D718=EN	617H119 Orthocryl lamination resin 80:20 PRO product information
646F351=EN_MASTER	Lamination resins poster



Orthocryl, soft

Reference number 617H17

- For flexible laminates
- Enables the lamination of flexible components, such as flaps in case of hip and knee disarticulations



Technical data

Article number	Net contents
617H17=0.900 E	0.9 kg
617H17=4.600 E	4.6 kg
617H17=25 E	25 kg

- 642K13 filling set is available for containers of 25 kg and over.

i Practical recommendation 617H17
For sheet casting, use only 616F4 PVA film or 99B81 PVA bags.

Mixing ratio

Resin	Hardener	Pigment paste
100	1-2	3

Information material

646F351=EN_MASTER Lamination resins poster



Orthocryl, extra soft

Reference number 617H51

- For highly flexible laminates
- Enables laminating highly flexible components such as flaps in hip and knee disarticulation
- Can be combined with 617H19 Orthocryl lamination resin 80:20 and 617H55 C-Orthocryl



Technical data

Article number	Net contents
617H51=0.900	0.9 kg
617H51=4.600	4.6 kg
617H51=25	25 kg

- The 642K13 filling set is available as an accessory for containers of 25 kg and over.

i Practical recommendation 617H51
For sheet casting, use only 616F4 PVA film or 99B81 PVA bags.

Mixing ratio

Resin	Hardener	Pigment paste
100	1-2	3

Information material

646F351=EN_MASTER Lamination resins poster

Lamination technology

Acrylic lamination resins



Hardening powder

Reference number 617P37

- For Orthocryl resins and 617H500 Orthovinyl resin as well as 636K18 Orthocryl sealing resin compact adhesive
- Includes 1 g measuring spoon
- Mixes well with Orthocryl and Orthovinyl resins
- Easy dosing
- Reduces the flow properties of Orthocryl and Orthovinyl resins



Information material

646F351=EN_MASTER Lamination resins poster

Technical data

Article number	Net contents
617P37=0.150	0.15 kg



Practical recommendation 617P37

Applies to all Orthocryl resins: add max. 3% 617P37 hardening powder.



Hardener paste

Reference number 617P14

- For Orthocryl resins
- For 636K7 Orthocryl putty, 636K9 Akemi fast-curing putty, 636K17 lightweight putty and 636K18 Orthocryl sealing resin compact adhesive
- Thixotrope
- Mixes well
- Enables fast curing



Mixing ratio

Putty	Hardener paste 617P14
100	3

Technical data

Article number	Net contents
617P14=0.028	0.028 kg
617P14=0.150	0.15 kg
617P14=0.500	0.5 kg



Filling set

Reference number 642K13

- Facilitates the decanting of Orthocryl resin

Technical data

Article number	Suitable for
642K13	25 kg containers



Thinner for Orthocryl resins

Reference number 634A28

- For thinning, especially of Orthocryl resins
- For cleaning
- For altering the viscosity of the resin, particularly for swashing out open-pored Pedilen sockets
- Can also be used for working the edges of check sockets such as ThermoLyn clear, ThermoLyn rigid, ThermoLyn PETG clear



Technical data

Article number	Net contents
634A28	0.8 kg

Lamination technology

Vinyl lamination resins



Orthovinyl lamination resin

Reference number 617H500

- Lamination resin for high-strength components
- Laminating resin on vinyl ester basis
- The laminate achieves a verified biocompatible state following sufficient tempering (see processing instructions)
- The resin exhibits a slightly yellow tinge in the liquid state which is not, however, visible in the laminate
- As with an acrylic resin, the curing time can be reliably determined based on the added hardener and the temperature
- Higher degree of stability than an acrylic resin due to better bonding to the reinforcement fibres
- High stiffness of the laminate with low wall thickness
- Bonds to carbon fibre more effectively than an acrylic resin
- Very easy to sand
- Excellent balance between matrix and reinforcement material
- Can be coloured with Ottobock pigment pastes
- Small number of layers possible
- Very good impregnation, especially of carbon fibres
- Can be combined with all common Ottobock carbon and glass fibres

Mixing ratio

Resin	Hardener	Pigment paste	Pot life	Setting time
100	1	max. 3	34 minutes	75 minutes
100	2	max. 3	20 minutes	50 minutes

Information material

646D1409=EN_MASTER	617H500 Orthovinyl product brief
646F351=EN_MASTER	Lamination resins poster



Technical data

Article number	Net contents
617H500=0.900	0.9 kg
617H500=4.600	4.6 kg



Practical recommendation 617H500

- For sheet casting, use only 616F4 PVA film or 99B81 PVA bags.
- Use 617P37=0.150 hardening powder.
- Do not use thinners.
- Final annealing: one hour per 1 mm laminate thickness at 80 °C.
- Use 636K8 Plastaband to seal the joints.
- Can be processed as quickly and easily as an acrylic resin.



Hardening powder

Reference number 617P37

- For Orthocryl resins and 617H500 Orthovinyl resin as well as 636K18 Orthocryl sealing resin compact adhesive
- Includes 1 g measuring spoon
- Mixes well with Orthocryl and Orthovinyl resins
- Easy dosing
- Reduces the flow properties of Orthocryl and Orthovinyl resins



Technical data

Article number	Net contents
617P37=0.150	0.15 kg



Practical recommendation 617P37

- Applies to all Orthocryl resins: add max. 3% 617P37 hardening powder.

Information material

646F351=EN_MASTER	Lamination resins poster
-------------------	--------------------------



Orthopox epoxy resin

Reference number 617H5

- For lightweight, thin-walled, yet sturdy laminates
- Transparent, epoxy-based resin
- Optimum resin content is easily adjusted
- Small number of layers possible
- Optimum ratio of matrix to reinforcing materials
- Optimum impregnation, especially of carbon fibres
- Good bonding to the reinforcement fibres
- Higher structural strength compared to acrylic resins
- Produces a very smooth surface
- Can be coloured with Ottobock pigment pastes
- Curing time can be controlled by temperature

Mixing ratio

Resin	Hardener	Pigment paste
100	26	max. 3

Information material

646D1445=EN_MASTER	617H5 Orthopox epoxy resin product brief
646F351=EN_MASTER	Lamination resins poster



Technical data

Article number	Net contents
617H5=1	1 kg
617H5=5	5 kg



Practical recommendation 617H5

- Can be demoulded after 10 hours at 23 °C ambient temperature under a vacuum.
- Interim annealing for 1 hour at 60 °C for optimal processing.
- Final annealing for tension-free final hardness, 1 hour at 100 °C.
- Optional: for permanent skin contact, 10 hours at 80 °C.



EP hardener for Orthopox

Reference number 617P5

- For 617H5 Orthopox epoxy resin



Technical data


Article number	Net contents
617P5=0.26	0.26 kg
617P5=0.7	0.7 kg

Information material

646F351=EN_MASTER	Lamination resins poster
-------------------	--------------------------

Lamination technology

Epoxy lamination resins



Orthopox woven carbon fibre

Reference number 616G12


- Reinforcement fibres for 617H5 Orthopox epoxy resin and 616B60 resin film
- Not for use with acrylic resins
- No fraying of the fibres
- No double-sided adhesive tape required

Technical data

Article number	Length	Width
616G12=H5.1	1 m	1.20 m
616G12=H5.5	5 m	1.20 m

Information material

646F351=EN_MASTER Lamination resins poster



Orthopox woven flex

Reference number 616G181

- Reinforcement fibres for 617H5 Orthopox epoxy resin and 616B60 resin film
- Not for use with acrylic resins
- Dyneema substitute with better resin adhesion
- Protects against breakage
- Very good post-processing characteristics (e.g. sanding)

Technical data

Article number	Length	Width
616G181=H5.2	2 m	1.25 m

Information material

646F351=EN_MASTER Lamination resins poster



Resin film

Reference number 616B60

- Developed especially for fabricating exceptionally sturdy and lightweight prostheses and orthoses
- Lighter, thinner components with rigidity equal to that of components on acrylic resin basis
- On epoxy resin basis
- Clean and easy processing
- Excellent draping characteristics
- Resin quantity can be applied precisely
- Adjustable resin content
- Cut pieces of resin film can be stored in a conventional freezer
- Smaller storage volumes in freezer compared to prepreg
- Saves auxiliary materials (e.g. no additional fixing of reinforcing materials required)
- Can be combined with Ottobock reinforcement materials and prepreps

Information material

646D1477=EN_MASTER 616B60 resin film product brief



Technical data

Article number	Packaging	Package	Weight per unit area
616B60=2	23 foils at 300 x 300 mm per foil	2 m ²	340 g/m ²
616B60=5	56 foils at 300 x 300 mm per foil	5 m ²	340 g/m ²
616B60=10	112 foils at 300 x 300 mm per foil	10 m ²	340 g/m ²

- Shipping days: Monday, Tuesday, Wednesday
- When stored at a temperature of -18 °C, the resin film can be processed for approximately 12 months; at room temperature, a maximum of 21 days. Freeze in moisture-proof sealed packaging; in order to avoid condensation, thaw to room temperature in moisture-proof sealed packaging. Each thawing and freezing cycle reduces the storage stability and degrades the quality significantly.



Practical recommendation 616B60

- The optimal processing temperature is between 20 °C and 23 °C.
- Make sure the processing area is dry and free of dust, talcum and grease.
- The resin content of the laminate should be at least 50% by weight. For this reason, please pay attention to the weight per unit area of your reinforcement material.
- We recommend using the 633T18 cooling spray to make it easier to remove the protective film from the resin film. Spray the edge of the protective film lightly for this purpose.
- For the first layer, apply spray adhesive to the laminating tool.
- Cure for 4 h under vacuum in a 130 °C oven.

Lamination technology

Epoxy lamination resin film



Cooling spray


Reference number 633T18

- Device for loosening the covering film on prepregs
- Device for loosening the covering film on 616B60 resin film
- Useful for demoulding components
- For immediate cooling of smaller areas or parts
- Possible temperature as low as -48 °C depending on spray duration
- Very rapid evaporation with no residue
- Good cleaning effect
- No detrimental influences on plastics or insulating materials



Technical data

Article number	Net contents
633T18	400 ml



Orthopox woven carbon fibre

Reference number 616G12


- Reinforcement fibres for 617H5 Orthopox epoxy resin and 616B60 resin film
- Not for use with acrylic resins
- No fraying of the fibres
- No double-sided adhesive tape required

Technical data

Article number	Length	Width
616G12=H5.1	1 m	1.20 m
616G12=H5.5	5 m	1.20 m

Information material

646F351=EN_MASTER Lamination resins poster



Orthopox woven flex

Reference number 616G181


- Reinforcement fibres for 617H5 Orthopox epoxy resin and 616B60 resin film
- Not for use with acrylic resins
- Dyneema substitute with better resin adhesion
- Protects against breakage
- Very good post-processing characteristics (e.g. sanding)

Technical data

Article number	Length	Width
616G181=H5.2	2 m	1.25 m

Information material

646F351=EN_MASTER Lamination resins poster



PVC bags, clear


Reference number 99B71

- For working with epoxy resin, prepreg and resin film
- Foaming for functional cosmeses, e.g. with PU foams
- Sizes available for all amputation and orthosis types
- Easy to weld with the 756E1 hand sealing iron
- Can be bonded with 616F10 double-sided PVC adhesive tape
- High resistance to tearing

Technical data

Article number	For the fabrication of	Length	Width	Height	Order unit	Package contents
99B71=62X11X4	Upper limb prostheses	62 cm	11 cm	4 cm	Package	10 piece(s)
99B71=67X17X6	Soft inner sockets and transtibial prostheses	67 cm	17 cm	6 cm	Package	10 piece(s)
99B71=67X24X7	Thigh sleeves/transfemoral prostheses	67 cm	24 cm	7 cm	Package	10 piece(s)
99B71=130X22X5	KAFO	130 cm	22 cm	5 cm	Package	10 piece(s)
99B71=130X26X5	KAFO	130 cm	26 cm	5 cm	Package	10 piece(s)

i **Practical recommendation 99B71**
Thermoformable.



Peel ply fabric with marker threads

Reference number 616B16

- Processing aid for T.P.C
- Surface protection during lamination work
- Leads to rough, clean surface that is optimally suited for further coating, bonding or painting
- Facilitates optimum strength values
- Excessive resin can escape via the peel ply fabric during the curing phase
- The peel ply fabric can be easily peeled off after curing



Information material

646A174=GB	Prepreg technology product information
646T757=EN	617R15 T.P.C and 617R18 T.P.C textile technical information

Technical data

Article number	Length	Width	Weight per unit area	Weave type
616B16=2	2 m	0.5 m	83 g/m ²	Plain weave

Lamination technology

Epoxy lamination resin film



Nylon stockinette

Reference number 81A1

- For plaster casting, e.g. for KAFOs
- Suitable as a filter and final layer for laminating
- For reinforcing Pastasil
- For vacuum technique with Chlorosil
- Polyamide
- Especially elastic
- Not pre-impregnated



Technical data

Article number	Length	Width	Weight
81A1=8	101.5 m	8 cm	1 kg
81A1=10	84.6 m	10 cm	1 kg
81A1=12	67.8 m	12 cm	1 kg
81A1=15	52.5 m	15 cm	1 kg
81A1=20	48 m	20 cm	1 kg



Practical recommendation 81A1

Individually adaptable and weldable.

Processing and usage examples for 81A1



Application example – vacuum forming in orthotics

Pull 81A1 nylon stockinette over the plaster model, cut to length so it is twice the size of the model, twist off and fold back again.



Application example – vacuum forming in prosthetics

Pre-tension the 81A1 nylon stockinette, twist it and then secure it with combination pliers. Using a pair of scissors, cut off the end of the seam. Using the flame of a cigarette lighter, weld the cut surface and then immediately smoothen the weld seam.



With the welded seam turned inwards, pull the sock over the model.



Perlon® stockinette, white

Reference number 623T3

- For fabricating laminates
- Knitted fabric
- Finely meshed
- Good stretching properties
- Good shaping
- Smooth surface after laminating
- Suitable for surfaces



Information material

646A174=GB

Prepreg technology
product information

Technical data

Article number	Length	Width	Weight
623T3=4	45.4 m	4 cm	0.5 kg
623T3=6	27.7 m	6 cm	0.5 kg
623T3=8	20.8 m	8 cm	0.5 kg
623T3=10	37 m	10 cm	1 kg
623T3=12	33.3 m	12 cm	1 kg
623T3=15	27 m	15 cm	1 kg
623T3=20	20 m	20 cm	1 kg
623T3=25	13.5 m	25 cm	1 kg
623T3=30	11.1 m	30 cm	1 kg
623T3=35	10.2 m	35 cm	1 kg
623T3=40	8.8 m	40 cm	1 kg

Perlon® is a registered trademark of Perlon-Monofil GmbH.

All Ottobock reinforcement materials are photographed from top to bottom. Lengthwise (warp), crosswise (weft)

Lamination technology

Epoxy lamination resin film



PVA bags

Reference number 99B81

- For working with lamination resins as well as prepreg and resin film
- Sizes available for all amputation and orthosis types
- Film adapts to contours extremely well
- Easy to weld with the 756E1 hand sealing iron
- Good stretching properties
- High resistance to tearing


Information material

646A174=GB

Prepreg technology
product information

Technical data

Article number	For the fabrication of	Length	Width	Height	Thickness	Order unit	Package contents
99B81=60X11X4	Upper limb prostheses	60 cm	11 cm	4 cm	0.08 mm	Package	10 pieces
99B81=70X19X5	Soft-walled inner sockets and transtibial prostheses	70 cm	19 cm	5 cm	0.08 mm	Package	10 pieces
99B81=70X27X5	Thigh sleeves/ transfemoral prostheses	70 cm	27 cm	5 cm	0.08 mm	Package	10 pieces
99B81=100X12X4	Upper limb prostheses	100 cm	12 cm	4 cm	0.08 mm	Package	10 pieces
99B81=100X19X5	Transtibial prostheses	100 cm	19 cm	5 cm	0.08 mm	Package	10 pieces
99B81=100X26X5	Transfemoral prostheses	100 cm	26 cm	5 cm	0.08 mm	Package	10 pieces
99B81=100X30X5	Transfemoral prostheses	100 cm	30 cm	5 cm	0.08 mm	Package	10 pieces
99B81=100X36X5	Transfemoral prostheses	100 cm	36 cm	5 cm	0.08 mm	Package	10 pieces
99B81=120X50X10	Hip disarticulation	120 cm	50 cm	10 cm	0.08 mm	Package	10 pieces
99B81=130X19X5	KAFO	130 cm	19 cm	5 cm	0.08 mm	Package	10 pieces
99B81=130X22X5	KAFO	130 cm	22 cm	5 cm	0.08 mm	Package	10 pieces
99B81=130X26X5	KAFO	130 cm	26 cm	5 cm	0.08 mm	Package	10 pieces



Adhesive tape for vacuum technique

Reference number 636D3

- For fixation in conjunction with the lamination technique
- Used in the prepreg technique
- Wide range of applications
- Base material: PE sheeting
- Silicone adhesive agent
- Temperature-stable up to approx. 200 °C



Technical data

Article number	Length	Width	Colour	Order unit
636D3	66 m	25 mm	Blue	Roll



Polyester adhesive tape

Reference number 636D14

- Temperature-stable adhesive tape (to 200 °C) for vacuum technology
- Base material: polyester
- Water-resistant bonding
- Can be peeled off any time



Technical data

Article number	Length	Width	Thickness	Colour
636D14	66 m	25 mm	50 µm	Red

Information material

646A174=GB

Prepreg technology
product information



Vacuum sealing tape

Reference number 636K38

- For adhering vacuum sheeting of all types to the edge of a mould
- Permanently elastic, heat-resistant sealing tape (to 205 °C) made of synthetic rubber
- Basis for a stable vacuum
- Can be easily removed from the mould



Technical data

Article number	Length	Width	Colour
636K38	9 m	12 mm	Yellow

Information material

646A174=GB

Prepreg technology
product information

Lamination technology

Accessories







Pigment paste

Reference number 617Z2

- For lamination resins and putties
- For sealing resin and sealing resin compact adhesive
- For a natural look
- Mixes well
- Good surface coverage



Technical data

Article image	Article number	Net contents	Packaging	Colour	
	617Z2=0.180	0.18 kg	Tube	Beige (light)	
	617Z2=1	1 kg	Can	Beige (light)	

i Practical recommendation 617Z2
Mix pigment paste and lamination resin well. Once mixing is complete, add hardener.










Pigment paste

Reference number 617Z*

- For lamination resins and putties
- For sealing resin and sealing resin compact adhesive
- Large choice of colours
- High luminosity
- Mixes well
- Good surface coverage



Technical data

Article number	Net contents	Colour	
617Z3	0.25 kg	Tan beige	
617Z4	0.25 kg	White	
617Z5	0.25 kg	Yellow	
617Z6	0.2 kg	Red	
617Z7	0.25 kg	Blue	
617Z9	0.25 kg	Black	
617Z58=3	0.25 kg	Green	

i Practical recommendation 617Z*
Mix pigment paste and lamination resin well. Once mixing is complete, add hardener.



ThermoLyn trolene

Reference number 616T3

- Flexible polyethylene
- Used as a forming and parting material
- For orthotic components that require little stiffness but high flexibility
- For fabricating flaps in socket technology
- Individually cut to size, it can be used as a device for filling work
- Reusable and easy to clean due to its smooth surface
- Opaque
- Good transparency
- Low molecular weight
- Good thermoplastic formability
- High flexibility
- Temperature recommendation: processing temperature 125 °C (convection oven, infrared oven)

Information material

646F265=EN_INT

Thermoplastics poster

Technical data

Article number	Length	Width	Thickness	Colour
616T3=1	1000 mm	500 mm	1 mm	Natural colour
616T3=2	1000 mm	500 mm	2 mm	Natural colour
616T3=2000X1000X2	2000 mm	1000 mm	2 mm	Natural colour
616T3=2000X1000X3	2000 mm	1000 mm	3 mm	Natural colour
616T3=40X32X2	40 mm	32 mm	2 mm	Natural colour



Practical recommendation 616T3

Can also be used as a dummy material, e.g. with lamination technique.



Measuring cup

Reference number 642B2

- Polypropylene measuring cup
- Scaling facilitates a precise mixing ratio
- The 1000-g cup is especially well suited for laminating pelvic sockets and orthoses, and for taking impressions and foaming with large volumes
- Reusable

Technical data

Article number	Volume	Minimum order quantity
642B2=50	50 g	100 pieces
642B2=100	100 g	100 pieces
642B2=200	200 g	100 pieces
642B2=400	400 g	100 pieces
642B2=1000	1000 g	100 pieces




Practical recommendation 642B2

- The varying density of the foam and hardener results in a precise mixing ratio of 1:1. We recommend using a measuring cup to ensure this mixing ratio.
- Add slightly more than the required amount of liquid foam, since a small amount often remains in the measuring cup.

Lamination technology

Accessories



Wooden spatula

Reference number 699Y3

- Versatile measuring tool
- Imprint in mm and inch
- Rectangular shape facilitates thorough mixing in the bottom and edge areas, for example with lamination resins

Technical data

Article number	Length	Width	Height	Minimum order quantity
699Y3	270 mm	18 mm	2.7 mm	100 pieces



Practical recommendation 699Y3

Add slightly more than the required amount of liquid foam since a small amount always remains on the wooden spatula.



PVA film

Reference number 616F4

- For working with lamination resins as well as prepreg and resin film
- Film adapts to contours extremely well
- Easy to weld with the 756E1 hand sealing iron
- Good stretching properties
- High resistance to tearing

Technical data

Article number	Length	Width	Thickness
616F4=76X5	5 m	76 cm	0.08 mm
616F4=76X10	10 m	76 cm	0.08 mm
616F4=76X20	20 m	76 cm	0.08 mm
616F4=76X30	30 m	76 cm	0.08 mm
616F4=76X50	50 m	76 cm	0.08 mm
616F4=76X450	450 m	76 cm	0.08 mm
616F4=100X5	5 m	100 cm	0.08 mm
616F4=100X10	10 m	100 cm	0.08 mm
616F4=100X20	20 m	100 cm	0.08 mm
616F4=100X30	30 m	100 cm	0.08 mm
616F4=100X50	50 m	100 cm	0.08 mm
616F4=100X100	100 m	100 cm	0.08 mm
616F4=100X200	200 m	100 cm	0.08 mm
616F4=130X10	10 m	130 cm	0.08 mm
616F4=130X20	20 m	130 cm	0.08 mm
616F4=130X30	30 m	130 cm	0.08 mm
616F4=130X50	50 m	130 cm	0.08 mm
616F4=130X100	100 m	130 cm	0.08 mm



PVA bags

Reference number 99B81

- For working with lamination resins as well as prepreg and resin film
- Sizes available for all amputation and orthosis types
- Film adapts to contours extremely well
- Easy to weld with the 756E1 hand sealing iron
- Good stretching properties
- High resistance to tearing


Technical data

Article number	For the fabrication of	Length	Width	Height	Thickness	Order unit	Package contents
99B81=60X11X4	Upper limb prostheses	60 cm	11 cm	4 cm	0.08 mm	Package	10 pieces
99B81=70X19X5	Soft-walled inner sockets and transtibial prostheses	70 cm	19 cm	5 cm	0.08 mm	Package	10 pieces
99B81=70X27X5	High sleeves/ transfemoral prostheses	70 cm	27 cm	5 cm	0.08 mm	Package	10 pieces
99B81=100X12X4	Upper limb prostheses	100 cm	12 cm	4 cm	0.08 mm	Package	10 pieces
99B81=100X19X5	Transtibial prostheses	100 cm	19 cm	5 cm	0.08 mm	Package	10 pieces
99B81=100X26X5	Transfemoral prostheses	100 cm	26 cm	5 cm	0.08 mm	Package	10 pieces
99B81=100X30X5	Transfemoral prostheses	100 cm	30 cm	5 cm	0.08 mm	Package	10 pieces
99B81=100X36X5	Transfemoral prostheses	100 cm	36 cm	5 cm	0.08 mm	Package	10 pieces
99B81=120X50X10	Hip disarticulation	120 cm	50 cm	10 cm	0.08 mm	Package	10 pieces
99B81=130X19X5	KAFO	130 cm	19 cm	5 cm	0.08 mm	Package	10 pieces
99B81=130X22X5	KAFO	130 cm	22 cm	5 cm	0.08 mm	Package	10 pieces
99B81=130X26X5	KAFO	130 cm	26 cm	5 cm	0.08 mm	Package	10 pieces

Information material

646A174=GB

Prepreg technology product information



PVC film, clear

Reference number 616F1

- For working with epoxy resin, prepreg and resin film
- Foaming for functional cosmeses, e.g. with PU foams
- Easy to weld with the 756E1 hand sealing iron
- Can be bonded with 616F10 double-sided PVC adhesive tape
- High resistance to tearing

Technical data

Article number	Length	Width	Thickness
616F1=5	5 m	130 cm	0.12 mm
616F1=30	30 m	130 cm	0.12 mm
616F1=140X0.50	50 m	135 cm	0.5 mm

• 616F1=140x0.50: Please indicate the required length in metres when ordering.



Practical recommendation 616F1

Thermoformable.

Lamination technology

Accessories



PVC bags, clear

Reference number 99B71

- For working with epoxy resin, prepreg and resin film
- Foaming for functional cosmeses, e.g. with PU foams
- Sizes available for all amputation and orthosis types
- Easy to weld with the 756E1 hand sealing iron
- Can be bonded with 616F10 double-sided PVC adhesive tape
- High resistance to tearing

Technical data

Article number	For the fabrication of	Length	Width	Height	Order unit	Package contents
99B71=62X11X4	Upper limb prostheses	62 cm	11 cm	4 cm	Package	10 piece(s)
99B71=67X17X6	Soft inner sockets and transtibial prostheses	67 cm	17 cm	6 cm	Package	10 piece(s)
99B71=67X24X7	High sleeves/ transfemoral prostheses	67 cm	24 cm	7 cm	Package	10 piece(s)
99B71=130X22X5	KAFO	130 cm	22 cm	5 cm	Package	10 piece(s)
99B71=130X26X5	KAFO	130 cm	26 cm	5 cm	Package	10 piece(s)

i **Practical recommendation 99B71**
Thermoformable.



Plasticine clay

Reference number 636K6

- For preparing models
- For shaping as a temporary dummy with indirect resin contact
- Readily formable
- Easy to apply, also on large areas

Technical data

Article number	Net contents	Colour
636K6	1 kg	White





Wax

Reference number 633W8

- For insulating joints, components and dummies
- Excellent separating effect
- Easy to process

Technical data

Article image	Article number	Net contents
	633W8=12.2	12.2 g
	633W8	425 g

Information material

646A174=GB

Prepreg technology
product information





Silicone grease 400, medium

Reference number 633F11

- As corrosion protection for plug connections, e.g. Myo, E-MAG Active (cable connectors)
- As corrosion protection, e.g. for drive units
- For the planetary gear train of the drive unit in upper limb prosthetics
- For isolating components in the lamination technique
- Very good resistance to heat and cold
- High resistance to ageing
- Good film forming capacity

Technical data

Article image	Article number	Net contents	Packaging
	633F11	0.1 kg	Tube
	633F11=1	1 kg	Can

Lamination technology

Accessories



Parting agent


Reference number 85F3

- Parting agent for mould construction and silicone fabrication
- Wax in solvent
- Each application can be polished after 10-15 minutes to produce a glossy surface



Technical data

Article number	Net contents	Packaging
85F3	1 l	Bottle



Plastaband

Reference number 636K8

- For sealing, filling and protection in conjunction with lamination technique
- Ideal for isolating e.g. orthotic joints while laminating
- Base: synthetic rubber
- Easy to remove from mould
- Temperature resistant

Technical data

Article number	Length	Width	Thickness	Colour
636K8=20X2X10	10 m	20 mm	2 mm	Grey

Processing and usage examples for 636K8



Cut 636K8 Plastaband to the required length.



Detach the blue separating film from the Plastaband and pre-form the Plastaband.



Isolate the corresponding areas of the objects that will be included in the laminate (e.g. screw heads, bare threads, joint surfaces) using the pre-formed Plastaband.

Lamination technology

Adhesive tapes



Vacuum sealing tape

Reference number 636K38

- For adhering vacuum sheeting of all types to the edge of a mould
- Permanently elastic, heat-resistant sealing tape (to 205 °C) made of synthetic rubber
- Basis for a stable vacuum
- Can be easily removed from the mould




Technical data

Article number	Length	Width	Colour
636K38	9 m	12 mm	Yellow

Information material

646A174=GB

Prepreg technology
product information



Neoprene[®] cell rubber tape

Reference number 627B5


- For sealing, isolating, vacuum forming and foaming
- Base material: foam
- Rubber adhesive
- Good resistance e.g. to oil and grease
- High-quality sealant against water



Technical data

Article number	Length	Width	Thickness	Colour	Order unit
627B5=19	10 m	19 mm	4 mm	Black	Roll
627B5=25	10 m	25 mm	4 mm	Black	Roll

Neoprene[®] is a registered trademark of DuPont.



Double-sided PVC adhesive tape

Reference number 616F10

- For double-sided bonding of PVC films
- Application of reinforcement materials such as carbon
- Without base material
- Double-sided acrylic adhesive material
- Transparent (covered with greaseproof paper)
- Conforms to contours extremely well
- Highly effective with low material usage



Technical data

Article number	Length	Width	Colour	Order unit
616F10=6	55 m	6 mm	Transparent	Roll
616F10=9	55 m	9 mm	Transparent	Roll
616F10=19	55 m	19 mm	Transparent	Roll

Processing and usage examples for 616F10



Check that the weft thread of the 616G12 woven carbon fibre is running a straight course by pulling out a weft thread running close to the cut edge.




Pull the woven carbon fibre straight to such a degree that the resulting mesh loop runs 90° to the warp. Using 616F10 double-sided PVC adhesive tape, tape over the resulting mesh loop and cut through the middle of the woven carbon fibre along the adhesive tape. After these preparations have been completed, tailored carbon fibre sections can be made that have a 90° alignment between the warp and the weft. In this way the carbon fibres are not only aligned in accordance with the arising forces, they can also absorb these optimally.



Position the tailored carbon fibre sections on those parts of the reinforcements that are to be strengthened while pre-tensioning them in the fibre directions.

Lamination technology

Adhesive tapes



Polyethylene adhesive tape

Reference number 627B40

- For sealing damaged PVA film
- The proven classic material
- Wide range of applications
- Base material: PE sheeting
- Acrylic adhesive material
- High elasticity
- High resistance to tearing
- Thermally stable



Technical data

Article number	Length	Width	Colour	Order unit
627B40	33 m	25 mm	Transparent	Roll

Processing and usage examples for 627B40



Apply 627B40 polyethylene adhesive tape around the areas that are to be opened after laminating; while doing so, excessive resin in these areas can be reduced with the pre-tensioned adhesive tape. With a given pre-tensioning, the adhesive tape can be twisted to a cord so that excess resin can also be reduced in areas that are difficult to access.



Polyethylene adhesive tape

Reference number 627B4

- For sealing damaged PVA film
- Base material: PE sheeting
- Rubber adhesive
- High abrasion resistance
- Good resistance to chemicals



Technical data

Article number	Length	Width	Colour	Order unit
627B4	50 m	25 mm	Transparent	Roll



PVC adhesive tape (Coroplast)

Reference number 616F8

- For taping off PVC films
- Suitable for trial fitting
- The proven classic material
- Wide range of applications
- Base material: soft PVC film
- Acrylic adhesive material
- Thermally stable




Technical data

Article number	Length	Width	Colour	Order unit
616F8	10 m	50 mm	Transparent	Roll

Lamination technology

Adhesive tapes



Adhesive tape for vacuum technique

Reference number 636D3

- For fixation in conjunction with the lamination technique
- Used in the prepreg technique
- Wide range of applications
- Base material: PE sheeting
- Silicone adhesive agent
- Temperature-stable up to approx. 200 °C



Technical data

Article number	Length	Width	Colour	Order unit
636D3	66 m	25 mm	Blue	Roll



Linen adhesive tape

Reference number 627B1

- For sealing, closing and reinforcing with the lamination technique
- Wide range of applications
- Base material: open weave
- Rubber adhesive
- High tear resistance
- High adhesive strength




Technical data

Article number	Length	Width	Colour	Order unit
627B1=19	50 m	19 mm	Raw white	Roll
627B1=25	50 m	25 mm	Raw white	Roll
627B1=50	50 m	50 mm	Raw white	Roll



Practical recommendation 627B1

Subsequent inscription on 627B1 linen adhesive tape is possible, so that it is suitable for labelling.



Monofilament adhesive tape

Reference number 627B2

- For securing prosthetic sockets
- Fibreglass-reinforced PP adhesive tape
- Rubber adhesive
- Extremely high resistance to tearing



Technical data

Article number	Length	Width	Colour	Order unit
627B2=19	50 m	19 mm	Transparent	Roll
627B2=25	50 m	25 mm	Transparent	Roll



Crepe adhesive tape

Reference number 627B6

- For taping off specific areas in order to isolate them during coating and isolation tasks, e.g. SuperSkin
- For temporary fixation
- Base material: special paper
- Rubber adhesive
- Good adhesion on various surfaces
- Easy to tear by hand
- Markable



Technical data

Article number	Length	Width	Colour	Order unit
627B6=15	50 m	15 mm	Chamois	Roll
627B6=30	50 m	30 mm	Chamois	Roll

Lamination technology

Adhesive tapes



Double-sided adhesive tape

Reference number 633D5

- For inner socket – outer frame connection, for example
- Not suitable for reinforcement materials
- Base material: PE sheeting
- Double-sided acrylic adhesive material
- Transparent (covered with red separating film)
- Good frame fixation (no hook-and-loop closure required)
- High adhesive strength on various materials, such as plastics
- Good temperature resistance



Technical data

Article number	Length	Width	Colour	Order unit
633D5=19	50 m	19 mm	Transparent	Roll
633D5=50	50 m	50 mm	Transparent	Roll

Processing and usage examples for 633D5



Clean the surfaces that are to be bonded (here the inner socket and the frame) with 634A58 isopropyl alcohol. Cut 633D5 double-sided adhesive tape to the required length.



Position precut adhesive tape in the corresponding locations and press into place.



Join and position the frame and inner socket. Compress the inner socket and remove the red protective film from the double-sided adhesive tape. Firmly press the two components together at the locations being bonded.



Prepreg technology

The term “prepreg” is derived from the word “pre-impregnated”. Prepreg incorporates the processing of pre-impregnated base materials, such as carbon fibres impregnated with epoxy resin. In orthopaedic technology, prepreg is suitable for the fabrication of high-strength, lightweight orthotic and prosthetic components. Thanks to an optimal balance of base materials and resin content as well as accelerated handling processes using special curing temperatures, our prepreg materials ensure increased workflow efficiency.


In addition to thermoset prepregs, Ottobock offers thermoplastic prepregs (TPC) for high-strength, very thin orthoses on a thermoplastic material basis. They are subsequently thermoformable under pressure, weldable with components having the same matrix and have no special storage requirements (e.g. no cooling).

The Ottobock prepreg line also includes numerous raw and auxiliary materials required for processing.



Prepreg technology

Thermoset prepregs



Sample set of carbon profile bars

Reference number 646M39

- 3 carbon profile bars (0°, 45° und 90°)
- The mechanical properties of the carbon fabric are dependent on the direction in which a force is applied. Under tensile load in the warp or weft direction, woven fabrics stretch only slightly. But if the tensile load is applied diagonally, e.g. at an angle under 45°, woven carbon fabrics are highly stretchable. The direction of the fibres should be adjusted according to the load.

Technical data


Article number

646M39

Information material

646A174=GB

Prepreg technology
product information



Woven carbon fibre prepreg

Reference number 616B10

- For fabricating lightweight and dynamic carbon components, such as orthoses
- Problem-free fabrication of flexible to rigid orthosis designs
- Impregnated with epoxy resin
- High tensile strength and compressive strength
- Suitable for surfaces



Information material

646A174=GB


Prepreg technology
product information



Technical data

Article number	Length	Width	Fibre weight per unit area	Weave type	Resin content
616B10=5	5 m	1.25 m	280 g/m ²	Twill 4/4	49 % by weight

- Shipping days: Monday, Tuesday, Wednesday
- When stored at a temperature of -18 °C, prepregs can be processed for approximately 12 months; at room temperature, a maximum of 21 days. Freeze in moisture-proof sealed packaging; in order to avoid condensation, thaw to room temperature in moisture-proof sealed packaging. Each thawing and freezing cycle reduces the storage stability and degrades the quality significantly.



Carbon fibre prepreg, unidirectional

Reference number 616B11

- For fabricating lightweight and dynamic carbon components, such as orthoses
- For increasing bending rigidity
- Problem-free fabrication of flexible to rigid orthosis designs
- Impregnated with epoxy resin
- High tensile strength and compressive strength
- Always embed in between webbings



Information material

646A174=GB

Prepreg technology
product information



Technical data

Article number	Length	Width	Fibre weight per unit area	Weave type	Resin content
616B11=5	5 m	0.3 m	300 g/m ²	UD	37 % by weight

- Shipping days: Monday, Tuesday, Wednesday
- When stored at a temperature of -18 °C, prepregs can be processed for approximately 12 months; at room temperature, a maximum of 21 days. Freeze in moisture-proof sealed packaging; in order to avoid condensation, thaw to room temperature in moisture-proof sealed packaging. Each thawing and freezing cycle reduces the storage stability and degrades the quality significantly.



Woven Aramid fibre prepreg

Reference number 616B13

- For fabricating orthoses in prepreg technology
- For flexible seating tape
- Impregnated with epoxy resin
- Flexible and shape-retentive



Information material

646A174=GB

Prepreg technology
product information



Technical data

Article number	Length	Width	Weight per unit area	Weave type	Resin content
616B13=1	1 m	1.2 m	170 g/m ²	Satin 1/3	50 % by weight

- Shipping days: Monday, Tuesday, Wednesday
- When stored at a temperature of -18 °C, prepregs can be processed for approximately 12 months; at room temperature, a maximum of 21 days. Freeze in moisture-proof sealed packaging; in order to avoid condensation, thaw to room temperature in moisture-proof sealed packaging. Each thawing and freezing cycle reduces the storage stability and degrades the quality significantly.

Prepreg technology

Thermoset prepregs



Information material


646A174=GB

Prepreg technology
product information

Woven Dyneema fibre prepreg

Reference number 616B15

- For fabricating orthoses in prepreg technology
- For flaps and fasteners
- For flexible edge areas
- Impregnated with epoxy resin
- Highly flexible and strain-free



Technical data

Article number	Length	Width	Weight per unit area	Weave type	Resin content
616B15=1	1 m	1.25 m	160 g/m ²	Twill 2/2	50 % by weight

- Shipping days: Monday, Tuesday, Wednesday
- When stored at a temperature of -18 °C, prepregs can be processed for approximately 12 months; at room temperature, a maximum of 21 days. Freeze in moisture-proof sealed packaging; in order to avoid condensation, thaw to room temperature in moisture-proof sealed packaging. Each thawing and freezing cycle reduces the storage stability and degrades the quality significantly.



Information material

646D1535=EN_INT

616B65 Kraibon rubber
product brief

Kraibon rubber

Reference number 616B65

- For the fabrication of soft edges on orthoses
- Processing in combination with prepreg – no adhesive or mechanical joint required for a flexible edge
- Flowing transition between hard and soft material
- Excellent draping characteristics for easy moulding to the component
- Various materials thicknesses can be obtained with multiple layers
- Cut pieces of Kraibon rubber can be stored in the supplied pressure lock bag in a conventional freezer
- Can be combined with Ottobock reinforcement materials and prepregs



Technical data

Article number	Packaging	Thickness of each blank	Package	Weight per unit area
616B65=2	28 blanks, 250 mm x 300 mm	0,5 mm	2 m ²	520 g/m ²

- Shipping days: Monday, Tuesday, Wednesday
- When stored at a temperature of -18 °C, the Kraibon rubber can be processed for approximately 6 months; at room temperature, a maximum of 21 days. Freeze in moisture-proof sealed packaging; in order to avoid condensation, thaw to room temperature in moisture-proof sealed packaging. Each thawing and freezing cycle reduces the storage stability and degrades the quality significantly.



Practical recommendation 616B65

- Cures only at temperature and in a vacuum
- No formation of sharp prepreg edges
- Not for processing with peel ply (low tear propagation strength)



Information material

646D1477=EN_MASTER 616B60 resin film product brief

Resin film

Reference number 616B60

- Developed especially for fabricating exceptionally sturdy and lightweight prostheses and orthoses
- Lighter, thinner components with rigidity equal to that of components on acrylic resin basis
- On epoxy resin basis
- Clean and easy processing
- Excellent draping characteristics
- Resin quantity can be applied precisely
- Adjustable resin content
- Cut pieces of resin film can be stored in a conventional freezer
- Smaller storage volumes in freezer compared to prepreg
- Saves auxiliary materials (e.g. no additional fixing of reinforcing materials required)
- Can be combined with Ottobock reinforcement materials and prepregs



Technical data

Article number	Packaging	Package	Weight per unit area
616B60=2	23 foils at 300 x 300 mm per foil	2 m ²	340 g/m ²
616B60=5	56 foils at 300 x 300 mm per foil	5 m ²	340 g/m ²
616B60=10	112 foils at 300 x 300 mm per foil	10 m ²	340 g/m ²

- Shipping days: Monday, Tuesday, Wednesday
- When stored at a temperature of -18 °C, the resin film can be processed for approximately 12 months; at room temperature, a maximum of 21 days. Freeze in moisture-proof sealed packaging; in order to avoid condensation, thaw to room temperature in moisture-proof sealed packaging. Each thawing and freezing cycle reduces the storage stability and degrades the quality significantly.



Practical recommendation 616B60

- The optimal processing temperature is between 20 °C and 23 °C.
- Make sure the processing area is dry and free of dust, talcum and grease.
- The resin content of the laminate should be at least 50% by weight. For this reason, please pay attention to the weight per unit area of your reinforcement material.
- We recommend using the 633T18 cooling spray to make it easier to remove the protective film from the resin film. Spray the edge of the protective film lightly for this purpose.
- For the first layer, apply spray adhesive to the laminating tool.
- Cure for 4 h under vacuum in a 130 °C oven.

Prepreg technology

Thermoset prepregs



Cooling spray


Reference number 633T18

- Device for loosening the covering film on prepregs
- Device for loosening the covering film on 616B60 resin film
- Useful for demoulding components
- For immediate cooling of smaller areas or parts
- Possible temperature as low as -48 °C depending on spray duration
- Very rapid evaporation with no residue
- Good cleaning effect
- No detrimental influences on plastics or insulating materials



Technical data

Article number	Net contents
633T18	400 ml



Orthopox woven carbon fibre

Reference number 616G12

- Reinforcement fibres for 617H5 Orthopox epoxy resin and 616B60 resin film
- Not for use with acrylic resins
- No fraying of the fibres
- No double-sided adhesive tape required

Technical data

Article number	Length	Width
616G12=H5.1	1 m	1.20 m
616G12=H5.5	5 m	1.20 m

Information material

646F351=EN_MASTER Lamination resins poster



Orthopox woven flex

Reference number 616G181


- Reinforcement fibres for 617H5 Orthopox epoxy resin and 616B60 resin film
- Not for use with acrylic resins
- Dyneema substitute with better resin adhesion
- Protects against breakage
- Very good post-processing characteristics (e.g. sanding)

Technical data

Article number	Length	Width
616G181=H5.2	2 m	1.25 m

Information material

646F351=EN_MASTER Lamination resins poster



PVC bags, clear

Reference number 99B71

- For working with epoxy resin, prepreg and resin film
- Foaming for functional cosmeses, e.g. with PU foams
- Sizes available for all amputation and orthosis types
- Easy to weld with the 756E1 hand sealing iron
- Can be bonded with 616F10 double-sided PVC adhesive tape
- High resistance to tearing

Technical data

Article number	For the fabrication of	Length	Width	Height	Order unit	Package contents
99B71=62X11X4	Upper limb prostheses	62 cm	11 cm	4 cm	Package	10 piece(s)
99B71=67X17X6	Soft inner sockets and transtibial prostheses	67 cm	17 cm	6 cm	Package	10 piece(s)
99B71=67X24X7	High sleeves/ transfemoral prostheses	67 cm	24 cm	7 cm	Package	10 piece(s)
99B71=130X22X5	KAFO	130 cm	22 cm	5 cm	Package	10 piece(s)
99B71=130X26X5	KAFO	130 cm	26 cm	5 cm	Package	10 piece(s)

i **Practical recommendation 99B71**
Thermoformable.



Peel ply fabric with marker threads

Reference number 616B16

- Processing aid for TPC
- Surface protection during lamination work
- Leads to rough, clean surface that is optimally suited for further coating, bonding or painting
- Facilitates optimum strength values
- Excessive resin can escape via the peel ply fabric during the curing phase
- The peel ply fabric can be easily peeled off after curing



Information material

646A174=GB	Prepreg technology product information
646T757=EN	617R15 TPC and 617R18 TPC textile technical information

Technical data

Article number	Length	Width	Weight per unit area	Weave type
616B16=2	2 m	0.5 m	83 g/m ²	Plain weave

Prepreg technology

Thermoset prepregs



Nylon stockinette

Reference number 81A1

- For plaster casting, e.g. for KAFOs
- Suitable as a filter and final layer for laminating
- For reinforcing Pastasil
- For vacuum technique with Chlorosil
- Polyamide
- Especially elastic
- Not pre-impregnated



Technical data

Article number	Length	Width	Weight
81A1=8	101.5 m	8 cm	1 kg
81A1=10	84.6 m	10 cm	1 kg
81A1=12	67.8 m	12 cm	1 kg
81A1=15	52.5 m	15 cm	1 kg
81A1=20	48 m	20 cm	1 kg

i **Practical recommendation 81A1**
Individually adaptable and weldable.

Processing and usage examples for 81A1



Application example – vacuum forming in orthotics

Pull 81A1 nylon stockinette over the plaster model, cut to length so it is twice the size of the model, twist off and fold back again.



Application example – vacuum forming in prosthetics

Pre-tension the 81A1 nylon stockinette, twist it and then secure it with combination pliers. Using a pair of scissors, cut off the end of the seam. Using the flame of a cigarette lighter, weld the cut surface and then immediately smoothen the weld seam.



With the welded seam turned inwards, pull the sock over the model.



Perlon® stockinette, white

Reference number 623T3

- For fabricating laminates
- Knitted fabric
- Finely meshed
- Good stretching properties
- Good shaping
- Smooth surface after laminating
- Suitable for surfaces



Information material

646A174=GB

Prepreg technology
product information

Technical data


Article number	Length	Width	Weight
623T3=4	45.4 m	4 cm	0.5 kg
623T3=6	27.7 m	6 cm	0.5 kg
623T3=8	20.8 m	8 cm	0.5 kg
623T3=10	37 m	10 cm	1 kg
623T3=12	33.3 m	12 cm	1 kg
623T3=15	27 m	15 cm	1 kg
623T3=20	20 m	20 cm	1 kg
623T3=25	13.5 m	25 cm	1 kg
623T3=30	11.1 m	30 cm	1 kg
623T3=35	10.2 m	35 cm	1 kg
623T3=40	8.8 m	40 cm	1 kg



Compoflex® 250 absorbent fleece

Reference number 616G60

- Breathable, microporous absorbent fleece
- Low resin absorption
- Smooth functional side replaces the perforated sheeting
- 100% polypropylene
- Self-separating
- Processing temperature: 140 °C (convection oven)



Information material

646A174=GB

Prepreg technology
product information

Technical data

Article number	Length	Width	Resin capacity
616G60=1X5	5 m	1 m	810 cm ³ /m ²



Practical recommendation 616G60

Not for laminating.

Perlon® is a registered trademark of Perlon-Monofil GmbH.

Compoflex® is a registered trademark of Fibertex.

All Ottobock reinforcement materials are photographed from top to bottom. Lengthwise (warp), crosswise (weft)

Prepreg technology

Thermoset prepregs



Compoflex® SB 250 absorbent fleece

Reference number 616G61

- Breathable, microporous absorbent fleece with peel ply fabric surface structure
- Low resin absorption
- Fabric-structured side replaces the peel ply fabric and perforated sheeting
- 100% polypropylene
- Self-separating
- Processing temperature: 140 °C (convection oven)



Information material

646A174=GB

Prepreg technology
product information

Technical data

Article number	Length	Width	Resin capacity
616G61=1X5	5 m	1 m	810 cm ³ /m ²



Practical recommendation 616G61

Not for laminating.



PVA bags

Reference number 99B81

- For working with lamination resins as well as prepreg and resin film
- Sizes available for all amputation and orthosis types
- Film adapts to contours extremely well
- Easy to weld with the 756E1 hand sealing iron
- Good stretching properties
- High resistance to tearing

Technical data


Article number	For the fabrication of	Length	Width	Height	Thickness	Order unit	Package contents
99B81=60X11X4	Upper limb prostheses	60 cm	11 cm	4 cm	0.08 mm	Package	10 pieces
99B81=70X19X5	Soft-walled inner sockets and transtibial prostheses	70 cm	19 cm	5 cm	0.08 mm	Package	10 pieces
99B81=70X27X5	Thigh sleeves/transfemoral prostheses	70 cm	27 cm	5 cm	0.08 mm	Package	10 pieces
99B81=100X12X4	Upper limb prostheses	100 cm	12 cm	4 cm	0.08 mm	Package	10 pieces
99B81=100X19X5	Transtibial prostheses	100 cm	19 cm	5 cm	0.08 mm	Package	10 pieces
99B81=100X26X5	Transfemoral prostheses	100 cm	26 cm	5 cm	0.08 mm	Package	10 pieces
99B81=100X30X5	Transfemoral prostheses	100 cm	30 cm	5 cm	0.08 mm	Package	10 pieces
99B81=100X36X5	Transfemoral prostheses	100 cm	36 cm	5 cm	0.08 mm	Package	10 pieces
99B81=120X50X10	Hip disarticulation	120 cm	50 cm	10 cm	0.08 mm	Package	10 pieces
99B81=130X19X5	KAFO	130 cm	19 cm	5 cm	0.08 mm	Package	10 pieces
99B81=130X22X5	KAFO	130 cm	22 cm	5 cm	0.08 mm	Package	10 pieces
99B81=130X26X5	KAFO	130 cm	26 cm	5 cm	0.08 mm	Package	10 pieces

Information material

646A174=GB

Prepreg technology
product information

Compoflex® is a registered trademark of Fibertex.



Adhesive tape for vacuum technique

Reference number 636D3

- For fixation in conjunction with the lamination technique
- Used in the prepreg technique
- Wide range of applications
- Base material: PE sheeting
- Silicone adhesive agent
- Temperature-stable up to approx. 200 °C



Technical data

Article number	Length	Width	Colour	Order unit
636D3	66 m	25 mm	Blue	Roll



Polyester adhesive tape

Reference number 636D14

- Temperature-stable adhesive tape (to 200 °C) for vacuum technology
- Base material: polyester
- Water-resistant bonding
- Can be peeled off any time



Technical data

Article number	Length	Width	Thickness	Colour
636D14	66 m	25 mm	50 µm	Red

Information material

646A174=GB Prepreg technology product information



Vacuum sealing tape

Reference number 636K38

- For adhering vacuum sheeting of all types to the edge of a mould
- Permanently elastic, heat-resistant sealing tape (to 205 °C) made of synthetic rubber
- Basis for a stable vacuum
- Can be easily removed from the mould



Technical data

Article number	Length	Width	Colour
636K38	9 m	12 mm	Yellow

Information material

646A174=GB Prepreg technology product information

Prepreg technology

Thermoset prepregs



Rubber cork

Reference number 620P3

- For applications in orthopaedics and shoe technology
- Heat-resistant
- Elastic
- High resilience
- Resistant against frictional wear
- Impermeable to liquids
- Not thermoformable



Information material

646A174=GB

Prepreg technology
product information

Technical data

Article number	Length	Width	Thickness
620P3=2	1000 mm	500 mm	2 mm
620P3=3	1000 mm	500 mm	3 mm
620P3=4	1000 mm	500 mm	4 mm
620P3=5	1000 mm	500 mm	5 mm
620P3=6	1000 mm	500 mm	6 mm
620P3=8	1000 mm	500 mm	8 mm



Practical recommendation 620P3

Suitable for prepreg technology as a separating layer for padding.



Contact adhesive

Reference number 636N9

- For adhering flexible materials
- Especially for bonding profiled rubber, wooden materials, laminated boards, veneer and plastic edges, rubber, leather, felt, fabric, cork, flexible foam, hard PVC, metal and ceramics
- The proven classic for the workshop
- Wide range of applications
- Not suitable for Styrofoam and soft PVC
- 634A6 suitable as a thinner
- Base: methyl acetate
- Short drying time
- Good resistance to ageing
- Temperature-resistant to approx. 100 °C

Information material

646F297=GB	Adhesives, putties, varnishes and thinners poster
646A174=GB	Prepreg technology product information



Technical data

Article number	Net contents	Colour
636N9=0.660	0.66 kg	Yellowish
636N9=4.500	4.5 kg	Yellowish

i Practical recommendation 636N9

- Stir before use. The surfaces/components that are to be adhered to one another must be dry and free of dust, oil and grease.
- We recommend roughening the surface of rubber, thermosets and similar materials.
- Apply contact adhesive to both surfaces that are to be bonded. After a drying time of 5–20 minutes (depending on the thickness of the adhesive and the temperature), press the parts together briefly and firmly.
- Contact adhesive may not be stored below +10 °C or above +25 °C. The containers must be protected from direct sunlight and heat. When kept in a cool, dry place, the unopened original containers can be stored for at least 1 year.



Fibreglass grid adhesive tape

Reference number 627B3

- Partial reinforcement of vacuum sheeting
- Venting aid
- Non-elastic fibreglass weave
- High resistance to tearing
- Self-adhesive on both sides



Technical data

Article number	Length	Width	Weight per unit area	Colour
627B3=50	100 m	50 mm	55 g/m ²	White

Information material

646A174=GB	Prepreg technology product information
------------	--

Prepreg technology

Thermoset prepregs





Wax

Reference number 633W8

- For insulating joints, components and dummies
- Excellent separating effect
- Easy to process

Technical data

Article image	Article number	Net contents
	633W8=12.2	12.2 g
	633W8	425 g

Information material

646A174=GB

Prepreg technology
product information

TP.C woven carbon fibre

Reference number 617R15



- For high-strength, very thin orthoses on a thermoplastic material basis
- Matrix: TPU
- Type of fibre: carbon
- Can be thermoformed under pressure
- High tensile strength
- Suitable for surfaces
- Suitable for painting
- Potentially adhesive
- Can be welded with components of the same matrix
- Clean processing
- No special storage requirements (e.g. no cooling)
- Moderate thermoforming temperature: approx. 220 °C

Information material

646F265=EN_INT	Thermoplastics poster
646A174=GB	Prepreg technology product information
646T757=EN	617R15 TP.C and 617R18 TP.C textile technical information

Technical data

Article number	Thickness	Packaging	Area	Fibre weight per unit area	Weave type	Fibre content	Resin content
617R15=1	Approx. 0.25 mm	3 sheets at 1000 x 430 mm per sheet	1.29 m ²	200 g/m ²	Twill 2/2	60 % by weight	40 % by weight
617R15=2	Approx. 0.25 mm	6 sheets at 1000 x 430 mm per sheet	2.58 m ²	200 g/m ²	Twill 2/2	60 % by weight	40 % by weight
617R15=5	Approx. 0.25 mm	12 sheets at 1000 x 430 mm per sheet	5.16 m ²	200 g/m ²	Twill 2/2	60 % by weight	40 % by weight

TP.C textile

Reference number 617R18



- For prostheses and orthoses on a PP thermoplastic material basis
- Can be used as reinforcement for ThermoLyn PP-H (article no. 616T20=*)
- Matrix: polypropylene
- Type of fibre: aramid
- Can be thermoformed under pressure
- High tensile strength
- Suitable for surfaces
- Can be welded with components of the same matrix
- Clean processing
- No cooling required, but store UV protected
- Moderate thermoforming temperature: approx. 220 °C

Information material

646D1446=EN_INT	617R18 TP.C textile product brief
646F265=EN_INT	Thermoplastics poster
646T757=EN	617R15 TP.C and 617R18 TP.C textile technical information

Technical data

Article number	Length	Width	Fibre weight per unit area	Weave type
617R18=50X2	2 m	50 mm	400 g/m ²	Twill 2/2
617R18=100X2	2 m	100 mm	400 g/m ²	Twill 2/2
617R18=190X2	2 m	190 mm	400 g/m ²	Twill 2/2



Practical recommendation 617R18

The 617R18 TP.C textile is particularly easy to process with the 755E62 and 755E5 Ottobock vacuum forming devices.

Prepreg technology

Thermoplastic prepregs



Silicone film

Reference number 616F27


- Processing aid for T.P.C
- Generation of a prevacuum between an upper and lower film
- For fixing during heating and forming
- Thermally stable
- Highly elastic
- Processing temperature: max. 240 °C

Technical data

Article number	Length	Width	Thickness	Colour
616F27=5000X1000	5000 mm	1000 mm	1 mm	Transparent

Information material

646A174=GB	Prepreg technology product information
646T757=EN	617R15 T.P.C and 617R18 T.P.C textile technical information




Silicone film

Reference number 616F26

- Processing aid for T.P.C
- Generation of a prevacuum between an upper and lower film
- For fixing during heating and forming
- As separating film for the controlled partial welding of thermoplastics
- Thermally stable
- Limited elasticity
- Processing temperature: max. 240 °C

Technical data

Article number	Length	Width	Thickness	Colour
616F26=5000X1200	5000 mm	1200 mm	0.5 mm	Red-brown



Adhesive tape for vacuum technique

Reference number 636D3

- For fixation in conjunction with the lamination technique
- Used in the prepreg technique
- Wide range of applications
- Base material: PE sheeting
- Silicone adhesive agent
- Temperature-stable up to approx. 200 °C



Technical data

Article number	Length	Width	Colour	Order unit
636D3	66 m	25 mm	Blue	Roll



Polyester adhesive tape

Reference number 636D14

- Temperature-stable adhesive tape (to 200 °C) for vacuum technology
- Base material: polyester
- Water-resistant bonding
- Can be peeled off any time



Technical data

Article number	Length	Width	Thickness	Colour
636D14	66 m	25 mm	50 µm	Red

Information material

646A174=GB

Prepreg technology
product information



Bonding agent

Reference number 617H46

- Universally applicable for sealants, adhesives, coatings
- For bonding and repairing vulcanised silicone rubber
- For sealing valves
- For making a vacuum bag out of 616F26 or 616F27 silicone film
- Pasty consistency
- Outstanding adhesive properties

Technical data

Article number	Net contents	Colour
617H46	90 ml	Transparent

Information material

646A174=GB

Prepreg technology
product information

647H23

617H46 bonding agent
instructions for use




Practical recommendation 617H46

During processing, a thin skin will form on the surface of the adhesive after one minute. Any shaping of the silicone adhesive must be completed before this skin starts to form. A wetted modelling instrument or an ice cube have proven useful in shaping transitions.

Prepreg technology


Thermoplastic prepregs



Peel ply fabric with marker threads

Reference number 616B16

- Processing aid for T.P.C
- Surface protection during lamination work
- Leads to rough, clean surface that is optimally suited for further coating, bonding or painting
- Facilitates optimum strength values
- Excessive resin can escape via the peel ply fabric during the curing phase
- The peel ply fabric can be easily peeled off after curing



Information material

646A174=GB	Prepreg technology product information
646T757=EN	617R15 T.P.C and 617R18 T.P.C textile technical information

Technical data

Article number	Length	Width	Weight per unit area	Weave type
616B16=2	2 m	0.5 m	83 g/m ²	Plain weave



Separating film

Reference number 616F28

- Processing aid for T.P.C
- Makes a glossy, clean surface that is optimally suited for further coating or painting
- Thermally stable
- Elongation at break: 300% +/-10%
- Tensile strength of 24 N/mm²
- Processing temperature: max. 260 °C
- Can be easily peeled off after curing

Technical data

Article number	Length	Width	Thickness	Colour
616F28=10000X1220	10000 mm	1220 mm	0.013 mm	Red

Information material

646A174=GB	Prepreg technology product information
646T757=EN	617R15 T.P.C and 617R18 T.P.C textile technical information



DACRON® felt

Reference number 616G6

- For venting T.P.C layers between the upper and lower silicone films
- As a filler for reinforcement, for bulges, ischial supports etc.
- Good ventilation of laminates
- Good absorption of all Ottobock lamination resins
- Sewable
- Smooth surface after laminating



Information material

646A174=GB	Prepreg technology product information
646T757=EN	617R15 T.P.C and 617R18 T.P.C textile technical information

Technical data

Article number	Length	Width	Thickness, dry
616G6=1X1	1 m	930 mm	3 mm
616G6=1X2	2 m	930 mm	3 mm
616G6=1X5	5 m	930 mm	3 mm
616G6=1X10	10 m	930 mm	3 mm
616G6=1X30	30 m	930 mm	3 mm
616G6=1X50	50 m	930 mm	3 mm

DACRON® is a registered trademark of Invista.

All Ottobock reinforcement materials are photographed from top to bottom. Lengthwise (warp), crosswise (weft)



Elastomers

The use of silicones in orthopaedic technology has now reached a comprehensive stage. Applications range from the fabrication of high-quality, aesthetic finger and hand prostheses to functional, cosmetic partial foot prostheses to the manufacture of hygienic orthoses and perfectly fitting facial masks for scar compression fittings. Silicones can also be used for liners and socket comfort.

Ottobock uses silicone in its compression products, thus combining outstanding material properties with targeted pressure application. By individually adapting the compression product to the patient's unique anatomy, even concave parts such as the palm of the hand can be modelled with silicone without overtensioning. Silicone also maintains the moisture in the skin. Irritated scar tissue areas can regain their elasticity and flexibility without the use of additional creams. The material also retains its form and flexibility independent of any strain placed on it. As a result, consistently high pressure is generated and maximum compression benefits are assured, even during extended application.

In addition to the various treatment options, Ottobock also offers all the other materials required for professionally processing silicones.



Visit www.pem.ottobock.com to obtain up-to-date product information at any time.

Elastomers

Silicone rubbers



Silicone rubber

Reference number 617H43

- For fabricating soft-walled sockets
- Hardness approx. 25° Shore A
- The Shore hardness can be varied by mixing with 617H44 silicone rubber
- Rapid vulcanisation at room temperature (about 1 hour at 20 °C)
- Resistant to detergent and temperatures up to 180 °C
- Hygienic

Technical data

Article number	Net contents
617H43=0.900	0.9 kg
617H43=4.600	4.6 kg



Silicone rubber

Reference number 617H44

- For fabricating pads and end bearing cushions
- Hardness approx. 5° Shore A
- The Shore hardness can be varied by mixing with 617H43 silicone rubber
- Rapid vulcanisation at room temperature (about 1 hour at 20 °C)
- Resistant to detergent and temperatures up to 180 °C
- Hygienic

Technical data

Article number	Net contents
617H44=0.900	0.9 kg
617H44=4.600	4.6 kg



Practical recommendation 617H44

Because of its silicone structure, the mixture can be applied partially elevated, e.g. as padding over bony prominences.



Catalyst

Reference number 617H45

- Catalyst for 617H43 silicone rubber and 617H44 silicone rubber

Technical data

Article number	Net contents
617H45=0.100	0.1 kg
617H45=1	1 kg

- ½ - 1 parts resin colour paste, as necessary

Mixing ratio

Silicone rubber	Catalyst 617H45
90	10



Stabiliser

Reference number 617H47

- Stabiliser for 617H43 silicone rubber and 617H44 silicone rubber

Technical data

Article number	Net contents
617H47=0.100	0.1 kg
617H47=5	5 kg



PVA bags

Reference number 99B81

- For working with lamination resins as well as prepreg and resin film
- Sizes available for all amputation and orthosis types
- Film adapts to contours extremely well
- Easy to weld with the 756E1 hand sealing iron
- Good stretching properties
- High resistance to tearing

Technical data

Article number	For the fabrication of	Length	Width	Height	Thickness	Order unit	Package contents
99B81=60X11X4	Upper limb prostheses	60 cm	11 cm	4 cm	0.08 mm	Package	10 pieces
99B81=70X19X5	Soft-walled inner sockets and transtibial prostheses	70 cm	19 cm	5 cm	0.08 mm	Package	10 pieces
99B81=70X27X5	Thigh sleeves/ transfemoral prostheses	70 cm	27 cm	5 cm	0.08 mm	Package	10 pieces
99B81=100X12X4	Upper limb prostheses	100 cm	12 cm	4 cm	0.08 mm	Package	10 pieces
99B81=100X19X5	Transtibial prostheses	100 cm	19 cm	5 cm	0.08 mm	Package	10 pieces
99B81=100X26X5	Transfemoral prostheses	100 cm	26 cm	5 cm	0.08 mm	Package	10 pieces
99B81=100X30X5	Transfemoral prostheses	100 cm	30 cm	5 cm	0.08 mm	Package	10 pieces
99B81=100X36X5	Transfemoral prostheses	100 cm	36 cm	5 cm	0.08 mm	Package	10 pieces
99B81=120X50X10	Hip disarticulation	120 cm	50 cm	10 cm	0.08 mm	Package	10 pieces
99B81=130X19X5	KAFO	130 cm	19 cm	5 cm	0.08 mm	Package	10 pieces
99B81=130X22X5	KAFO	130 cm	22 cm	5 cm	0.08 mm	Package	10 pieces
99B81=130X26X5	KAFO	130 cm	26 cm	5 cm	0.08 mm	Package	10 pieces

Information material

646A174=GB

Prepreg technology
product information

Elastomers

Silicone rubbers



Bonding agent

Reference number 617H46

- Universally applicable for sealants, adhesives, coatings
- For bonding and repairing vulcanised silicone rubber
- For sealing valves
- For making a vacuum bag out of 616F26 or 616F27 silicone film
- Pasty consistency
- Outstanding adhesive properties

Technical data

Article number	Net contents	Colour
617H46	90 ml	Transparent

Information material

646A174=GB	Prepreg technology product information
647H23	617H46 bonding agent instructions for use



Practical recommendation 617H46

During processing, a thin skin will form on the surface of the adhesive after one minute. Any shaping of the silicone adhesive must be completed before this skin starts to form. A wetted modelling instrument or an ice cube have proven useful in shaping transitions.



Silicone parting agent

Reference number 519L5

- For parting, gliding and lubricating
- Protects rubber, plastics and elastomers from becoming brittle
- Compact and solvent-free
- CFC-free



Technical data

Article number	Net contents
519L5	0.4 l



Cyamet quick-drying adhesive (superglue)

Reference number 636K11

- For various applications
- Possible material combinations that can be bonded among each other: polyethylene, polypropylene, rubber, leather, cork and metal
- For bonding silicone rubber with acrylic resin laminates
- Basis: ethyl
- Short curing time
- Moisture speeds up curing
- High mechanical strength



Information material

646F297=GB	Adhesives, putties, varnishes and thinners poster
------------	---

Technical data

Article number	Net contents	Colour
636K11	20 g	Transparent



Cyanoacrylate quick-drying adhesive as dosage pen

Reference number 636K36

- For various applications
- Possible material combinations that can be bonded among each other: polyethylene, polypropylene, rubber, leather, cork and metal
- Basis: ethyl
- Dosage pen with screw cap enables accurate gluing with the right dosage
- Medium viscosity
- Fast-curing standard type



Information material

646F297=GB

Adhesives, putties,
varnishes and thinners
poster

Technical data

Article number	Net contents	Colour
636K36	30 g	Transparent

Elastomers

Silicones



Information material

647G363

642V15=1/87A5 Impresil instructions for use

Impresil kit with case

Reference number 642V15

- For producing flexible and clean impressions
- Can be used for taking impressions and correcting trial fittings on the patient in many areas, including finger prostheses, partial hand prostheses, scar compression masks and gloves, forefoot prostheses, transfemoral and transtibial prostheses, liners as well as orthoses
- Enables taking a highly detailed impression of the area in question
- Clean processing under all ambient conditions
- Does not adhere to skin and hair, therefore easy to demould
- Unlike plaster bandages, does not leave residues on the skin
- Can be finished
- Can be sanded
- Saves time and material
- Refillable
- No irritants or allergens, therefore suitable for use on unbroken skin (no open wounds)



Technical data

Article number	Shore hardness	Package contents
642V15=1	30° Shore A	1 dispenser, 5 cartridges, 75 ml each (component A and component B), 20 static mixers

i Practical recommendation 642V15

- To prevent the material from dripping, apply a maximum of 5 mm to vertical surfaces during each process step.
- The processing time can be extended by cool storage.

Processing and usage examples for 642V15



Compensation of shape and volume differences in the trial phase of scar compression fittings.



Compensation of shape and volume differences in the trial phase of prosthetic sockets for the upper and lower limbs and in orthotics.



For taking impressions on the patient, e.g. partial hand/forefoot prostheses.



Impresil refill set

Reference number 87A5



Technical data

Article number

87A5

Package contents

5 cartridges, 75 ml each (component A and component B),
10 static mixers

Information material

647G363

642V15=1/87A5 Impresil
instructions for use



Refill pack: Impresil static mixer

Reference number 756Y74

Technical data

Article number

756Y74

Package contents

100 static mixers

Information material

647G363

642V15=1/87A5 Impresil
instructions for use

Elastomers

Silicones



Pastasil

Reference number 85H11

- For impressions on the patient, for copying models and fabricating trial prostheses
- Two-component RTV silicone material
- Medical grade silicone
- Fast-curing, processing time 2-5 minutes depending on room temperature
- Easy to sand
- Subsequent application on cured Pastasil is possible



Technical data

Mixing ratio		Article number	Shore hardness	Net contents	Colour	Packaging
Component A	Component B	85H11=1	35° Shore A	2 × 0.5 kg	Beige	2 plastic containers
1	1	85H11=5	35° Shore A	2 × 2.5 kg	Beige	2 plastic containers

Processing and usage examples for 85H11



Before processing 85H11 Pastasil, thoroughly wash and dry hands. Using protective gloves can impair the vulcanisation of silicones. Weigh Pastasil (equal parts of component A and B).



Stretch and fold both Pastasil components between the fingers several times until the two components form a mass of uniform colour.



Apply the mixed Pastasil in the corresponding places. Roughen these areas in advance and clean thoroughly with 634A58 isopropyl alcohol.



Chlorosil/Chlorosil catalyst

Reference number 85P11

- For fabricating compression gloves, liners and other elastic fittings
- HTV silicone
- Components A + B (as a set)
- Rollable
- Heat-resistant
- High robustness of the hardened material
- Subsequent combination of Pastasil and Chlorosil is possible



Mixing ratio

Component A	Component B
1	1

Technical data

Article number	Shore hardness	Net contents
85P11=2	20° Shore A	2 × 1 kg
85P11=9.6	20° Shore A	2 × 4.8 kg



Practical recommendation 85P11

Both materials must be carefully weighed and mixed with each other. The resulting mass is repeatedly rolled in a silicone roller until a high level of intermixture has been reached. At the same time the roller gap is used to determine the thickness of the material.



Chlorosil/Chlorosil catalyst

Reference number 85P21

- For fabricating forefoot prostheses, finger and partial hand prostheses and cosmetic covers
- HTV silicone
- Components A + B (as a set)
- Rollable
- Heat-resistant
- High robustness of the hardened material
- Subsequent combination of Pastasil and Chlorosil is possible



Mixing ratio

Component A	Component B
1	1

Technical data

Article number	Shore hardness	Net contents
85P21=2	35° Shore A	2 × 1 kg
85P21=9.6	35° Shore A	2 × 4.8 kg



Practical recommendation 85P21

Both materials must be carefully weighed and mixed with each other. The resulting mass is repeatedly rolled in a silicone roller until a high level of intermixture has been reached. At the same time the roller gap is used to determine the thickness of the material.

Elastomers

Silicones



Chlorosil/Chlorosil catalyst

Reference number 85P31

- For fabricating orthoses and scar treatment aids as well as reinforcements
- HTV silicone
- Components A + B (as a set)
- Rollable
- Heat-resistant
- High robustness of the hardened material
- Subsequent combination of Pastasil and Chlorosil is possible



Mixing ratio

Component A	Component B
1	1

Technical data

Article number	Shore hardness	Net contents
85P31=2	65° Shore A	2 x 1 kg
85P31=9.6	65° Shore A	2 x 4.8 kg

i Practical recommendation 85P31

Both materials must be carefully weighed and mixed with each other. The resulting mass is repeatedly rolled in a silicone roller until a high level of intermixture has been reached. At the same time the roller gap is used to determine the thickness of the material.



BetaSil kit with case

Reference number 616S5

- For customising a standard liner made of silicone
- For fabricating silicone pads
- Bonds with other silicones (85H11 Pastasil or 85P31 Chlorosil) and adheres to other plastics, provided these have a rough surface
- Two-component silicone
- Ready to use
- Clean processing under all ambient conditions
- Curing time is about 5 minutes so that sufficient processing time remains even on elaborate casts



Information material

647G637=1	616S5/616S6 BetaSil instructions for use
-----------	--



Technical data

Article number	Shore hardness	Package contents
616S5=1	10° Shore A	1 dispenser, 3 cartridges (component A and component B), 15 static mixers



2011 gold

Processing and usage examples for 616S5



Reinforce the socket as usual, only leave out the area in question and reinforce with 616G26=150 polyester knit fabric, and laminate.



Apply 85H11 Pastasil dummy in the designated location. After curing, trim, sand and roughen on the outside. Also roughen the first cast and clean with 634A58 isopropyl alcohol. Position the Pastasil dummy and reinforce and over-laminate in the usual manner.



Remove the Pastasil dummy, cut the recess free and sand the socket brim. Position the socket on the plaster model or duplicating foam. Fill the resulting pocket with 616S5 BetaSil from the distal side to the proximal side, by introducing the static mixer into the pocket at the beginning all the way to the lower end of the pocket. After vulcanisation of the BetaSil insert, sand it and position it at the intended point in the socket.



BetaSil refill set

Reference number 616S6



Technical data

Article number

616S6=1

Package contents

3 cartridges (component A and component B),
15 static mixers

Information material

647G637=1

616S5/616S6 BetaSil
instructions for use

Elastomers

Silicones



Refill pack: BetaSil static mixer

Reference number 756Y75

Technical data

Article number	Package contents
756Y75	100 static mixers

Information material

647G637=1	616S5/616S6 BetaSil instructions for use
-----------	--



Kun Gel components A + B as a set

Reference number 85H31

- For fabricating end bearing cushions and soft pads
- 0.5 l of component A and 0.5 l of component B (as a set)
- Silicone gels with very soft properties




Technical data

Article number	Net contents
85H31	1 l

Mixing ratio

Component A	Component B
1	1




Mixing block

Reference number 89M2

- Block made of plasticised cardboard
- 150 mm x 210 mm

Technical data

Article number	Weight	Order unit
89M2	0.24 kg	Piece



Nylon stockinette

Reference number 81A1

- For plaster casting, e.g. for KAFOs
- Suitable as a filter and final layer for laminating
- For reinforcing Pastasil
- For vacuum technique with Chlorosil
- Polyamide
- Especially elastic
- Not pre-impregnated



Technical data

Article number	Length	Width	Weight
81A1=8	101.5 m	8 cm	1 kg
81A1=10	84.6 m	10 cm	1 kg
81A1=12	67.8 m	12 cm	1 kg
81A1=15	52.5 m	15 cm	1 kg
81A1=20	48 m	20 cm	1 kg



Practical recommendation 81A1

Individually adaptable and weldable.

Processing and usage examples for 81A1



Application example – vacuum forming in orthotics

Pull 81A1 nylon stockinette over the plaster model, cut to length so it is twice the size of the model, twist off and fold back again.



Application example – vacuum forming in prosthetics

Pre-tension the 81A1 nylon stockinette, twist it and then secure it with combination pliers. Using a pair of scissors, cut off the end of the seam. Using the flame of a cigarette lighter, weld the cut surface and then immediately smoothen the weld seam.



With the welded seam turned inwards, pull the sock over the model.

Elastomers

Silicones










Fibersil

Reference number 87Z*

- For the three-dimensional colouring of silicones
- Coloured viscose fibres
- Intensive colours
- Large choice of colours

Technical data

Article number	Net contents	Colour	
87Z1	75 g	White	
87Z2	75 g	Dark red	
87Z3	75 g	Yellow	
87Z4	75 g	Blue	
87Z5	75 g	Red	
87Z6	75 g	Black	
87Z7	75 g	Brown	











Pigmisil

Reference number 85Z*

- For opaque colouring of silicones
- Pasty pigments
- Improved temperature stability
- Less sedimentation
- Intensive colours
- Large choice of colours

Technical data

Article number	Net contents	Colour	
85Z1	25 g	White	
85Z2	25 g	Beige	
85Z3	25 g	Yellow	
85Z4	25 g	Blue	
85Z5	25 g	Red	
85Z6	25 g	Black	
85Z7	25 g	Rust brown	
85Z8	25 g	Buffalo brown	



Heptane

Reference number 83A2

- Solvent for silicones
- For surface-etching unvulcanised Chlorosil 65° Shore A
- For cleaning



Technical data

Article number	Net contents
83A2	0.25 l



Silicone remover

Reference number 83A4

- For cleaning, degreasing and reliable removal of traces of silicone
- For cleaning rollers, work surfaces and tools
- Highly effective cleaning agent



Technical data

Article number	Net contents
83A4	1 l



Silicone primer

Reference number 83L1

- Surface treatment for combination between silicones and other materials (plastic, metal)
- Good adhesion to the substrate
- Very good promotion of adhesion



Technical data

Article number	Net contents
83L1	50 ml

Elastomers

Silicones



Acrymed Poly

Reference number 84A1

- For fabricating fingernails and toenails
- For fabricating substructures for maxillofacial prostheses
- For use with 84P1 Acrymed Mono
- Transparent acrylic powder

Technical data

Article number	Net contents
84A1	75 g



Acrymed Mono

Reference number 84P1

- For use with 84A1 Acrymed Poly
- Clear liquid acrylic monomer



Technical data

Article number	Net contents
84P1	50 ml

- The mixing ratio depends on the field of application.



Acryform Poly

Reference number 84A3

- For fabricating moulded parts and placeholders
- For use with 84P3 Acryform Mono
- White acrylic powder
- High dimensional stability
- Non-sticky and ready for processing immediately
- Mixing time 20-25 seconds

Technical data

Article number	Net contents
84A3	75 g



Acryform Mono

Reference number 84P3

- For use with 84A3 Acryform Poly
- For the production of ductile acrylic moulding material
- Clear liquid acrylic monomer



Technical data

Article number	Net contents
84P3	50 ml

- The mixing ratio depends on the field of application.





Putties, adhesives, adhesive tapes and varnishes

The range of adhesives for use in orthopaedic technology has become so varied that it has become quite difficult for technicians to make the right choice of adhesives for their working methods and application. Take advantage of our experience and expertise in the use of adhesives.

Modern adhesives result in a considerable quality improvement, especially in regards to the adhesive binding. Various characteristics can be achieved depending on the composition of the raw materials. In order to bond the greatest possible range of materials, Ottobock offers a large number of adhesives for all types of applications.



Putties, adhesives, adhesive tapes and varnishes

Plastic putties



Orthocryl putty

Reference number 636K7

- For fixing and filling a variety of materials
- For embedding bars in wood and plastic sockets
- In conjunction with 617P14 hardener paste
- Basis: solution of polyester resin in methyl methacrylate
- Easy to sand
- Rapid curing
- Good elasticity



Mixing ratio

Orthocryl putty 636K7	Hardener paste 617P14
100	3

Information material

646F297=GB	Adhesives, putties, varnishes and thinners poster
------------	---

Technical data

Article number	Net contents	Colour
636K7=1	1 kg	Grey



Akemi fast curing putty

Reference number 636K9

- For fixing and filling a variety of materials
- For embedding bars in wood and plastic sockets
- In conjunction with 617P14 hardener paste
- Basis: unsaturated polyester resins dissolved in styrene
- Rapid curing
- Good adhesion
- Good elasticity



Mixing ratio

Akemi fast curing putty 636K9	Hardener paste 617P14
100	3

Information material

646F297=GB	Adhesives, putties, varnishes and thinners poster
------------	---

Technical data

Article number	Net contents
636K9=1	1 kg



Lightweight putty

Reference number 636K17

- For fixing and filling a variety of materials
- Especially well suited for narrowing sockets made of wood and synthetic materials
- Can be readily combined with all common materials in orthopaedic technology, e.g. wood, lamination resin, plastic
- The proven classic material
- In conjunction with 617P14 hardener paste
- Basis: unsaturated polyester resins dissolved in styrene with special lightweight fillers
- Can be coloured with Ottobock pigment pastes
- Very low density
- Easy to sand
- Rapid curing
- Good adhesion

Mixing ratio

Lightweight putty 636K17	Hardener paste 617P14
100	3

Information material

646F297=GB	Adhesives, putties, varnishes and thinners poster
------------	---



Technical data

Article number	Net contents
636K17=0.960	0.96 kg
636K17=1.940	1.94 kg



Hardener paste

Reference number 617P14

- For Orthocryl resins
- For 636K7 Orthocryl putty, 636K9 Akemi fast-curing putty, 636K17 lightweight putty and 636K18 Orthocryl sealing resin compact adhesive
- Thixotrope
- Mixes well
- Enables fast curing



Technical data

Article number	Net contents
617P14=0.028	0.028 kg
617P14=0.150	0.15 kg
617P14=0.500	0.5 kg

Mixing ratio

Putty	Hardener paste 617P14
100	3

Putties, adhesives, adhesive tapes and varnishes

Adhesives



Spray adhesive for joints that can be disassembled

Reference number 636K40

- Can be repositioned
- Glued joints can be separated with thin adhesive application on one side only (permanent glued joint when application is heavy and/or on both sides)
- UV resistant
- No discolouration or curling, does not bleed through
- Thin, evenly distributed adhesive application
- High yield [about 13 sqm]



Information material

646F297=GB

Adhesives, putties,
varnishes and thinners
poster

Technical data

Article number	Net contents	Colour
636K40	500 ml	Clear



Spray adhesive for permanent joints

Reference number 636K41

- Versatile, high-yielding adhesive
- Fast processing
- Thin, evenly distributed adhesive application on one or both sides
- Adjustable spray widths
- Even, fine spray pattern with good resistance to water and ageing



Technical data

Article number	Net contents	Colour
636K41	500 ml	Beige

Information material

646F297=GB

Adhesives, putties,
varnishes and thinners
poster

Putties, adhesives, adhesive tapes and varnishes

Adhesives



CP contact adhesive

Reference number 636W71

- For flexible bonding, especially in orthopaedic technology
- 634A71 suitable as a thinner
- Basis: polychloroprene, collophonium
- Toluene-free
- Bonds common materials in orthopaedic technology
- Bonded joints are more flexible than with 636W72 CR contact adhesive
- Also suitable as a two-component system to increase resistance to thermal distortion



Information material

646F297=GB

Adhesives, putties,
varnishes and thinners
poster

Technical data

Article number	Net contents
636W71=4	4 kg



Practical recommendation 636W71

- Lightly sand or roughen the materials; the surface must be free of grease and parting agents.
- Heavily brush the materials so a strong adhesive film can form.
- The drying process can be accelerated with heat.
- Depending on the material combination, the drying time is 10 – 60 minutes.
- After joining and pressing together the components, let them rest for a few hours.



CR contact adhesive

Reference number 636W72

- For bonding, especially in orthopaedic footwear specialism and for industrial use
- Contact adhesive for leather, EVA, PUR, foams, wood
- 634A71 suitable as a thinner
- Basis: polychloroprene
- Toluene-free
- Also suitable as a two-component system to increase resistance to thermal distortion
- Processing in large series is possible due to long drying time



Technical data

Article number	Net contents	Colour
636W72=4	4 kg	Transparent



Practical recommendation 636W72

- Similar to 636W71 CP contact adhesive, however, thin foams should be wiped with 634A71 universal thinner.
- Depending on the material combination, the drying time is 15 – 120 minutes.



Thinner for CP/CR contact adhesive

Reference number 634A71

- For thinning CP/CR contact adhesive
- Universal thinner
- For cleaning, e.g. application devices, brushes etc.
- Optimum control of the viscosity of contact adhesives
- Strongly penetrating solvent
- Good mixing behaviour



Technical data

Article number	Net contents
634A71=0.8	0.8 kg
634A71=4	4 kg



Universal adhesive

Reference number 636W1

- For inflexible bonded joints
- For use with the contact adhesion method for closed-cell materials
- Developed especially for orthopaedics and footwear specialism
- 634A1 suitable as a thinner
- Basis: cellulose
- Resistant to water and perspiration



Technical data

Article number	Net contents	Colour
636W1=4.540	4.54 kg	Transparent

Information material

646F297=GB Adhesives, putties, varnishes and thinners poster

Putties, adhesives, adhesive tapes and varnishes

Adhesives



Thinner and solvent

Reference number 634A1

- For thinning and as a cleaning agent, among other things for 635L8 socket interior varnish and 635L12 Orthocryl varnish
- For washing varnishes
- For cleaning and degreasing, e.g. metals, wood, parchment
- Excellent thinner and solvent



Flam. Liq. 2,
Eye Irrit. 2,
drowsiness STOT SE 3

Technical data

Article number	Net contents
634A1=0.950	0.95 kg
634A1=5	5 kg
634A1=10	10 kg



PUR foam adhesive

Reference number 636W58

- For bonding PUR foams, PUR-EVA bonds and other materials (e.g. connection caps for prosthetic feet, foam connecting caps)
- Ready for spraying
- Highly elastic



Technical data

Article number	Net contents	Colour
636W58	0.65 kg	Transparent

Information material

646T7=4.8GB

SuperSkin technical
information



Practical recommendation 636W58

Please apply thinly.



Plastic adhesive

Reference number 636W17

- For extremely robust and also flexible bonding
- In combination with 636W26 cross-linking agent for waterproof bonding of wood, felt, cork, Pedilen, Pedilan and lamination resins with and among each other
- 634A20 suitable as a thinner
- Base: polyurethane synthetic solution
- Heat-resistant to 120 °C when used with 5% 636W26 cross-linking agent
- Heat activation possible (+80 °C)
- Sensitive to moisture



Information material

646F297=GB

Adhesives, putties, varnishes and thinners poster

Technical data

Article number	Net contents	Colour
636W17	0.8 kg	Transparent

i Practical recommendation 636W17

- Roughen and remove sanding dust from the bonding surfaces before applying adhesive. Stir the adhesive well before applying. Apply to both bonding surfaces and allow to evaporate for about 5 to 8 minutes. Set bonding surfaces against each other (a distinct fastening torque has to be felt) press for about 15 minutes.
- To stiffen foam covers, thin the adhesive with 634A20 thinner for 636W17 plastic adhesive until it is easy to spread with a brush, and use a fine brush to apply it on the foam. Clean equipment with 634A23 thinner.



Cross-linking agent

Reference number 636W26

- For cross-linking 636W17 plastic adhesive
- Short reaction time
- Sensitive to moisture



Technical data

Article number	Net contents
636W26=0.750	0.75 kg

Mixing ratio

Plastic adhesive 636W17	Cross-linking agent 636W26
100	approx. 4

Putties, adhesives, adhesive tapes and varnishes

Adhesives



Thinner for 636W17 plastic adhesive

Reference number 634A20

- Thinner for 636W17 plastic adhesive



Flam. Liq. 2,
Eye Irrit. 2,
drowsiness STOT SE 3

Technical data

Article number	Net contents
634A20	0.8 kg



Thinner

Reference number 634A23

- For washing PUR and PVC materials



Technical data

Article number	Net contents
634A23=0.800	0.8 kg



Contact adhesive

Reference number 636W45

- For flexible bonding
- 634A59 suitable as a thinner
- Basis: polychloroprene
- Heat resistant up to +120 °C
- Easy to spread
- Good resistance to ageing
- Free of aromatic solvents



Technical data

Article number	Net contents	Colour
636W45	0.65 kg	Yellowish transparent

Information material

646F297=GB	Adhesives, putties, varnishes and thinners poster
------------	---



Thinner for 636W45 contact adhesive

Reference number 634A59

- For thinning and as a cleaning agent for 636W45 contact adhesive



Technical data

Article number	Net contents
634A59	1 l



Neoprene® adhesive

Reference number 636W65

- For bonding, especially Neopren® and many textiles
- 634A67 suitable as a thinner
- Basis: polychloroprene
- Fast acting adhesive
- Sprayable when thinned



Technical data

Article number	Net contents	Colour
636W65=0.800	0.8 kg	Brown
636W65=3.800	3.8 kg	Brown

Information material

646F297=GB

Adhesives, putties,
varnishes and thinners
poster



Thinner for 636W65 Neoprene® adhesive

Reference number 634A67

- For thinning and as a cleaning agent for 636W65 Neopren® adhesive



Technical data

Article number	Net contents
634A67=0.700	0.7 kg

Neoprene® is a registered trademark of DuPont.

Putties, adhesives, adhesive tapes and varnishes

Adhesives



Orthocryl sealing resin compact adhesive

Reference number 636K18

- For bonding e.g. wood, plastics, leather
- In conjunction with 617P14 hardener paste or 617P37 hardener powder
- Basis: solution of an acrylic polymer in methacrylic esters
- Thixotrope



Technical data

Article number	Net contents	Colour
636K18	1 kg	Transparent

Information material

646F297=GB

Adhesives, putties, varnishes and thinners poster



Practical recommendation 636K18

Recommended for parting components prior to laminating.



Hardener paste

Reference number 617P14

- For Orthocryl resins
- For 636K7 Orthocryl putty, 636K9 Akemi fast-curing putty, 636K17 lightweight putty and 636K18 Orthocryl sealing resin compact adhesive
- Thixotrope
- Mixes well
- Enables fast curing



Technical data

Mixing ratio	
Putty	Hardener paste 617P14
100	3

Article number	Net contents
617P14=0.028	0.028 kg
617P14=0.150	0.15 kg
617P14=0.500	0.5 kg



UHU hard

Reference number 636W22

- Fast-drying solvent borne adhesive
- Good adhesion on balsa, wood and wooden materials, also in combination with metals and other siliceous materials, and on many plastics
- Basis: nitrocellulose
- Low stringing tendency during processing
- Rapid setting of the bonded joint
- Soluble with 634A3 acetone



Technical data

Article number	Net contents	Colour
636W22	35 ml	Clear



UHU Plus glue

Reference number 636W23

- For strong bonded joints
- Two-component adhesive
- Basis: epoxy resin (binder), aliphatic amines (hardener)
- Varying the amount of hardener results in a harder or softer end product (normal mixing ratio 1:1 by volume, that is strands of equal length from the tubes)
- Also hardens under the exclusion of air



Technical data

Article number	Net contents	Colour
636W23	18 g binder and 15 g hardener	Honey coloured

Information material

646F297=GB

Adhesives, putties, varnishes and thinners poster

Components

636W23	Uhu Plus bonding agent	
636W23	Uhu Plus hardener	




Practical recommendation 636W23

- The higher the curing temperature (up to approximately +180 °C), the higher the strength of the adhesion.

Putties, adhesives, adhesive tapes and varnishes

Adhesives



Special adhesive cartridge A and B

Reference number 636W28

- For adhering foot adapters
- For adhering metal to wood
- For gluing unilateral bar systems and E-MAG knee joints
- Base: epoxy resin and pigments (A), polyaminoamide (B)
- Pasty consistency
- Dispensing gun for 636W28=0.050 special adhesive cartridge A and B, available under 756K30 (not required for 636W28 special adhesive cartridge A and B)



Technical data

Article image	Article number	Net contents	Package contents
	636W28	12.5 ml adhesive and 12.5 ml hardener	1 cartridge, 1 plunger and 5 static mixers
	636W28=0.050	25 ml adhesive and 25 ml hardener	1 cartridge and 5 static mixers



Dispensing gun for special adhesive cartridge A and B

Reference number 756K30

- For 636W28=0.050 special adhesive cartridge A and B (not required for 636W28 special adhesive cartridge A and B)

Technical data

Article number	Package contents
756K30	1 dispensing gun



Special adhesive

Reference number 636W18

- For adhering metal to wood
- Especially for unilateral bar systems and E-MAG knee joints
- Base: epoxy resin and pigments (A), polyaminoamide (B)
- Pasty consistency
- Highest strength values when cured between 40–120° C
- In conjunction with 636W19 hardener
- Solvent-free



Information material

646F297=GB Adhesives, putties, varnishes and thinners poster

Technical data

Article number	Net contents	Packaging
636W18	0.1 kg	Tube



Hardener

Reference number 636W19

- For 636W18 special adhesive
- Pasty consistency
- Good full curing



Technical data

Article number	Net contents	Packaging
636W19	0.1 kg	Tube

Mixing ratio

Special adhesive 636W18	Hardener 636W19
100	70



Bonding agent

Reference number 617H46

- Universally applicable for sealants, adhesives, coatings
- For bonding and repairing vulcanised silicone rubber
- For sealing valves
- For making a vacuum bag out of 616F26 or 616F27 silicone film
- Pasty consistency
- Outstanding adhesive properties

Technical data

Article number	Net contents	Colour
617H46	90 ml	Transparent



Practical recommendation 617H46

- During processing, a thin skin will form on the surface of the adhesive after one minute. Any shaping of the silicone adhesive must be completed before this skin starts to form. A wetted modelling instrument or an ice cube have proven useful in shaping transitions.

Information material

646A174=GB Prepreg technology product information
647H23 617H46 bonding agent instructions for use

Putties, adhesives, adhesive tapes and varnishes

Adhesives



Cyamet quick-drying adhesive (superglue)

Reference number 636K11

- For various applications
- Possible material combinations that can be bonded among each other: polyethylene, polypropylene, rubber, leather, cork and metal
- For bonding silicone rubber with acrylic resin laminates
- Basis: ethyl
- Short curing time
- Moisture speeds up curing
- High mechanical strength



Information material

646F297=GB

Adhesives, putties,
varnishes and thinners
poster

Technical data

Article number	Net contents	Colour
636K11	20 g	Transparent



Cyanoacrylate quick-drying adhesive as dosage pen

Reference number 636K36

- For various applications
- Possible material combinations that can be bonded among each other: polyethylene, polypropylene, rubber, leather, cork and metal
- Basis: ethyl
- Dosage pen with screw cap enables accurate gluing with the right dosage
- Medium viscosity
- Fast-curing standard type



Information material

646F297=GB

Adhesives, putties,
varnishes and thinners
poster

Technical data

Article number	Net contents	Colour
636K36	30 g	Transparent



Loctite® 3090

Reference number 636K44

- For various applications
- Excellent adhesive characteristics on many different materials (e.g. metal, PVC, ABS, PC, PBT, rubber, wood, paper, cardboard, leather and textiles)
- For filling large gaps up to 5 mm
- Innovative two-component technology
- Activator enables maximum control of the curing speed, so that curing is independent of the temperature, humidity etc.
- High adhesive strength
- Rapid curing
- Viscosity is a gel consistency and therefore thixotropic
- Makes work faster, easier and more effective
- Practical syringe packaging enables precise and clean application
- Static mixers ensure a controlled mixing ratio



Technical data

Article number	Net contents	Package contents	Colour
636K44	10 g	1 cartridge, 1 plunger, 7 static mixers	Clear

Components

636K44	Loctite® 3090 part A
636K44	Loctite® 3090 part B

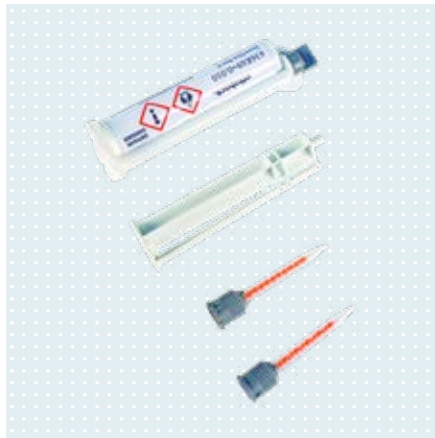


Practical recommendation 636K44

- Processing time 90 – 180 sec.
- Functional strength 2 – 4 min.
- Initial strength 3 – 5 min.
- Final strength 24 h
- Temperature stability -20 °C to +80 °C (short-term up to +100 °C)
- Discard the first 2 – 3 drops from the mixer.
- Hold the joined components in position until they are secured.
- The adhesive develops intense heat briefly while curing.

Putties, adhesives, adhesive tapes and varnishes

Adhesives



SuperGlue

Reference number 636K49

- For gluing metals, duroplastics and thermoplastics
- 2-component adhesive based on methyl methacrylate with very high adhesive strength
- Primerless gluing
- Fast gluing, for example of socket adapters
- Processing time: 4 to 7 minutes
- Curing time: approx. 15 minutes
- Gel/highly viscous
- Fills gaps from 0.5 to 12 mm
- High tensile strength along with excellent peel strength
- High temperature resistance
- Lasting strength and flexibility
- Dispensing gun for 636K49 SuperGlue available under 756K31 (not required for 636K49=0.010 SuperGlue)
- Refill pack for 636K49 SuperGlue with 20 static mixers available under 756Y76

Information material

646D1466=EN_MASTER 636K49 SuperGlue product brief



Technical data

Article image	Article number	Net contents	Package contents	Colour
	636K49=0.010	10 ml	1 cartridge with tappet and 2 static mixers	Black
	636K49	50 ml	1 cartridge and 6 static mixers	Black

Components

636K49	SuperGlue Part A	
636K49	SuperGlue Part B	

i Practical recommendation 636K49

- To improve the hold of the bond, first bend the anchor arms in such a way that they lie as closely against the socket as possible. Then remove any grease with 634A58 isopropyl alcohol.
- Clean the socket with 634A58 isopropyl alcohol as well.
- Loosen the screw on the anchor before gluing, otherwise the adapter thread connection may become stuck after gluing.
- Re-tighten the loosened screw with the corresponding Nm for the relevant adapter prior to the fitting.




SuperGlue dispensing gun

Reference number 756K31

- For 636K49 SuperGlue (not required for 636K49=0.010 SuperGlue)

Technical data

Article number	Package contents
756K31	1 dispensing gun



SuperGlue refill pack static mixer

Reference number 756Y76

- For 636K49 SuperGlue (not compatible with 636K49=0.010 SuperGlue)

Technical data

Article number	Package contents
756Y76	20 static mixers

Putties, adhesives, adhesive tapes and varnishes

Adhesives



Loctite® 241

Reference number 636K13

- As thread lock up to M12 thread
- Medium strength
- Easy dosing
- Anaerobic curing adhesive



Technical data

Article number	Net contents	Colour
636K13	50 ml	Blue



Practical recommendation 636K13

Can be activated and loosened by applying heat.



Loctite® 601

Reference number 636K14

- As thread lock up to M12 thread
- High strength
- Easy dosing
- Anaerobic curing adhesive



Technical data

Article number	Net contents	Colour
636K14	50 ml	Green



Practical recommendation 636K14

Can be activated and loosened by applying heat.



Loctite® 245

Reference number 636K12

- As thread lock up to M80 thread
- Medium strength
- Easy dosing
- Anaerobic curing adhesive



Technical data

Article number	Net contents
636K12	50 ml



Practical recommendation 636K12

Can be activated and loosened by applying heat.



Loctite® 242

Reference number 636W46

- As thread lock for the Electric Hand up to M36 thread
- Medium strength
- Easy dosing
- Anaerobic curing adhesive



Technical data

Article number	Net contents
636W46	10 ml



Practical recommendation 636W46

Can be activated and loosened by applying heat.

Putties, adhesives, adhesive tapes and varnishes

Adhesives



Loctite® 243

Reference number 636W60

- As thread lock for the Electric Hand up to M36 thread
- Also cures on brass
- Medium strength
- Easy dosing
- Anaerobic curing adhesive
- High temperature and oil resistance




Technical data

Article number	Net contents
636W60	50 ml



Practical recommendation 636W60

Can be activated and loosened by applying heat.



Plastaband


Reference number 636K8

- For sealing, filling and protection in conjunction with lamination technique
- Ideal for isolating e.g. orthotic joints while laminating
- Base: synthetic rubber
- Easy to remove from mould
- Temperature resistant

Technical data

Article number	Length	Width	Thickness	Colour
636K8=20X2X10	10 m	20 mm	2 mm	Grey

Processing and usage examples for 636K8



Cut 636K8 Plastaband to the required length.



Detach the blue separating film from the Plastaband and pre-form the Plastaband.



Isolate the corresponding areas of the objects that will be included in the laminate (e.g. screw heads, bare threads, joint surfaces) using the pre-formed Plastaband.

Putties, adhesives, adhesive tapes and varnishes

Adhesive tapes



Vacuum sealing tape

Reference number 636K38

- For adhering vacuum sheeting of all types to the edge of a mould
- Permanently elastic, heat-resistant sealing tape (to 205 °C) made of synthetic rubber
- Basis for a stable vacuum
- Can be easily removed from the mould




Technical data

Article number	Length	Width	Colour
636K38	9 m	12 mm	Yellow

Information material

646A174=GB

Prepreg technology
product information



Neoprene® cell rubber tape

Reference number 627B5


- For sealing, isolating, vacuum forming and foaming
- Base material: foam
- Rubber adhesive
- Good resistance e.g. to oil and grease
- High-quality sealant against water



Technical data

Article number	Length	Width	Thickness	Colour	Order unit
627B5=19	10 m	19 mm	4 mm	Black	Roll
627B5=25	10 m	25 mm	4 mm	Black	Roll

Neoprene® is a registered trademark of DuPont.



Double-sided PVC adhesive tape

Reference number 616F10


- For double-sided bonding of PVC films
- Application of reinforcement materials such as carbon
- Without base material
- Double-sided acrylic adhesive material
- Transparent (covered with greaseproof paper)
- Conforms to contours extremely well
- Highly effective with low material usage



Technical data

Article number	Length	Width	Colour	Order unit
616F10=6	55 m	6 mm	Transparent	Roll
616F10=9	55 m	9 mm	Transparent	Roll
616F10=19	55 m	19 mm	Transparent	Roll

Processing and usage examples for 616F10



Check that the weft thread of the 616G12 woven carbon fibre is running a straight course by pulling out a weft thread running close to the cut edge.




Pull the woven carbon fibre straight to such a degree that the resulting mesh loop runs 90° to the warp. Using 616F10 double-sided PVC adhesive tape, tape over the resulting mesh loop and cut through the middle of the woven carbon fibre along the adhesive tape. After these preparations have been completed, tailored carbon fibre sections can be made that have a 90° alignment between the warp and the weft. In this way the carbon fibres are not only aligned in accordance with the arising forces, they can also absorb these optimally.



Position the tailored carbon fibre sections on those parts of the reinforcements that are to be strengthened while pre-tensioning them in the fibre directions.

Putties, adhesives, adhesive tapes and varnishes

Adhesive tapes



Polyethylene adhesive tape

Reference number 627B40

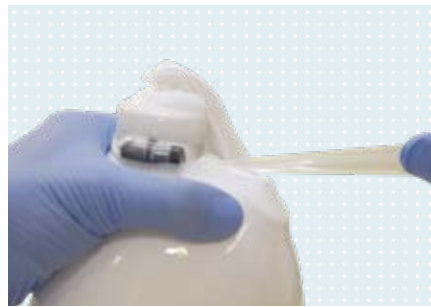
- For sealing damaged PVA film
- The proven classic material
- Wide range of applications
- Base material: PE sheeting
- Acrylic adhesive material
- High elasticity
- High resistance to tearing
- Thermally stable



Technical data

Article number	Length	Width	Colour	Order unit
627B40	33 m	25 mm	Transparent	Roll

Processing and usage examples for 627B40



Apply 627B40 polyethylene adhesive tape around the areas that are to be opened after laminating; while doing so, excessive resin in these areas can be reduced with the pre-tensioned adhesive tape. With a given pre-tensioning, the adhesive tape can be twisted to a cord so that excess resin can also be reduced in areas that are difficult to access.



Polyethylene adhesive tape

Reference number 627B4

- For sealing damaged PVA film
- Base material: PE sheeting
- Rubber adhesive
- High abrasion resistance
- Good resistance to chemicals



Technical data

Article number	Length	Width	Colour	Order unit
627B4	50 m	25 mm	Transparent	Roll



PVC adhesive tape (Coroplast)

Reference number 616F8

- For taping off PVC films
- Suitable for trial fitting
- The proven classic material
- Wide range of applications
- Base material: soft PVC film
- Acrylic adhesive material
- Thermally stable




Technical data

Article number	Length	Width	Colour	Order unit
616F8	10 m	50 mm	Transparent	Roll

Putties, adhesives, adhesive tapes and varnishes

Adhesive tapes



Adhesive tape for vacuum technique

Reference number 636D3

- For fixation in conjunction with the lamination technique
- Used in the prepreg technique
- Wide range of applications
- Base material: PE sheeting
- Silicone adhesive agent
- Temperature-stable up to approx. 200 °C



Technical data

Article number	Length	Width	Colour	Order unit
636D3	66 m	25 mm	Blue	Roll



Polyester adhesive tape

Reference number 636D14

- Temperature-stable adhesive tape (to 200 °C) for vacuum technology
- Base material: polyester
- Water-resistant bonding
- Can be peeled off any time



Technical data

Article number	Length	Width	Thickness	Colour
636D14	66 m	25 mm	50 µm	Red

Information material

646A174=GB

Prepreg technology
product information



Fibreglass grid adhesive tape

Reference number 627B3

- Partial reinforcement of vacuum sheeting
- Venting aid
- Non-elastic fibreglass weave
- High resistance to tearing
- Self-adhesive on both sides



Technical data

Article number	Length	Width	Weight per unit area	Colour
627B3=50	100 m	50 mm	55 g/m ²	White

Information material

646A174=GB

Prepreg technology
product information



Linen adhesive tape

Reference number 627B1

- For sealing, closing and reinforcing with the lamination technique
- Wide range of applications
- Base material: open weave
- Rubber adhesive
- High tear resistance
- High adhesive strength



Technical data

Article number	Length	Width	Colour	Order unit
627B1=19	50 m	19 mm	Raw white	Roll
627B1=25	50 m	25 mm	Raw white	Roll
627B1=50	50 m	50 mm	Raw white	Roll




Practical recommendation 627B1

Subsequent inscription on 627B1 linen adhesive tape is possible, so that it is suitable for labelling.

Putties, adhesives, adhesive tapes and varnishes

Adhesive tapes



Monofilament adhesive tape

Reference number 627B2

- For securing prosthetic sockets
- Fibreglass-reinforced PP adhesive tape
- Rubber adhesive
- Extremely high resistance to tearing



Technical data

Article number	Length	Width	Colour	Order unit
627B2=19	50 m	19 mm	Transparent	Roll
627B2=25	50 m	25 mm	Transparent	Roll



Crepe adhesive tape

Reference number 627B6

- For taping off specific areas in order to isolate them during coating and isolation tasks, e.g. SuperSkin
- For temporary fixation
- Base material: special paper
- Rubber adhesive
- Good adhesion on various surfaces
- Easy to tear by hand
- Markable



Technical data

Article number	Length	Width	Colour	Order unit
627B6=15	50 m	15 mm	Chamois	Roll
627B6=30	50 m	30 mm	Chamois	Roll



Double-sided adhesive tape

Reference number 633D5

- For inner socket – outer frame connection, for example
- Not suitable for reinforcement materials
- Base material: PE sheeting
- Double-sided acrylic adhesive material
- Transparent (covered with red separating film)
- Good frame fixation (no hook-and-loop closure required)
- High adhesive strength on various materials, such as plastics
- Good temperature resistance



Technical data

Article number	Length	Width	Colour	Order unit
633D5=19	50 m	19 mm	Transparent	Roll
633D5=50	50 m	50 mm	Transparent	Roll

Processing and usage examples for 633D5



Clean the surfaces that are to be bonded (here the inner socket and the frame) with 634A58 isopropyl alcohol. Cut 633D5 double-sided adhesive tape to the required length.



Position precut adhesive tape in the corresponding locations and press into place.



Join and position the frame and inner socket. Compress the inner socket and remove the red protective film from the double-sided adhesive tape. Firmly press the two components together at the locations being bonded.

Putties, adhesives, adhesive tapes and varnishes

Cleaners/thinners



Isopropyl alcohol

Reference number 634A58

- For cleaning sensitive plastics such as PVC, PS and acrylic
- Cleaning agent, among other things for Ottobock prosthetic gloves and for degreasing
- For removing permanent markings
- Basis: dimethyl carbinol, 2-hydroxypropane, 2-propanol
- Chemically pure



Flam. Liq. 2,
Eye Irrit. 2,
drowsiness STOT SE 3

Information material

646F297=GB

Adhesives, putties,
varnishes and thinners
poster

Technical data

Article number	Net contents	Colour
634A58	1 l	Transparent



Acetone

Reference number 634A3

- Universally applicable, e.g. for thinning and as a cleaning agent
- Basis: acetone, dimethyl ketone
- Chemically pure
- Highly volatile
- Good degreasing properties



Flam. Liq. 2,
Eye Irrit. 2,
drowsiness STOT SE 3

Information material

646F297=GB

Adhesives, putties,
varnishes and thinners
poster

Technical data

Article number	Net contents	Colour
634A3=0.700	0.7 kg	Transparent
634A3=4.200	4.2 kg	Transparent
634A3=8.400	8.4 kg	Transparent
634A3=20	20 kg	Transparent



Special varnish

Reference number 635L2

- Interior and exterior socket varnish
- Coating parchmentised prostheses and other wood and metal components
- 634A31 suitable as a thinner
- Basis: cellulose



Technical data

Article number	Net contents	Colour
635L2=2.225	2.225 kg	Transparent
635L2=11.150	11.15 kg	Transparent

Information material

646F297=GB

Adhesives, putties,
varnishes and thinners
poster



Thinner for 635L2 special varnish

Reference number 634A31

- For thinning and as a cleaning agent for 635L2 special varnish



Technical data

Article number	Net contents
634A31=0.800	0.8 kg
634A31=4	4 kg



Socket interior varnish

Reference number 635L8

- Socket interior varnish
- For wood and lamination resin sockets
- 634A1 suitable as a thinner
- Basis: acrylic



Technical data

Article number	Net contents	Colour
635L8	0.98 kg	Transparent

Information material

646F297=GB

Adhesives, putties,
varnishes and thinners
poster

Putties, adhesives, adhesive tapes and varnishes

Varnishes



Orthocryl varnish

Reference number 635L12

- For isolating damp plaster models
- High quality 1-component acrylic-based topcoat for metals, wood and various plastics
- For varnishing sanded laminate surfaces
- Base: synthetic adhesive agent and solvent
- Resistant to touch after approx. 1 hour and fully cured after approx. 24 hours
- Can be coloured with Ottobock pigment pastes
- 634A1 suitable as a thinner



Information material

646F297=GB

Adhesives, putties,
varnishes and thinners
poster

Technical data

Article number	Net contents	Colour
635L12	0.95 kg	Transparent



Thinner and solvent

Reference number 634A1

- For thinning and as a cleaning agent, among other things for 635L8 socket interior varnish and 635L12 Orthocryl varnish
- For washing varnishes
- For cleaning and degreasing, e.g. metals, wood, parchment
- Excellent thinner and solvent



Flam. Liq. 2,
Eye Irrit. 2,
drowsiness STOT SE 3

Technical data

Article number	Net contents
634A1=0.950	0.95 kg
634A1=5	5 kg
634A1=10	10 kg



Orthocryl varnish

Reference number 635L14

- For isolating damp plaster models
- For smoothing and touching up sanded laminate
- To obtain a glossy surface
- Basis: toluene-acetone-xylene solvent mixture
- CFC-free spray can



Technical data

Article number	Net contents	Colour
635L14	0.4 l	Transparent

Information material

646F297=GB

Adhesives, putties,
varnishes and thinners
poster



Spray varnish

Reference number 635L13

- For isolating damp plaster models
- For coating sanded laminates
- For a matte, natural painted surface
- Pigment binding agent spray varnish
- CFC-free spray can



Technical data

Article number	Net contents	Colour
635L13	0.4 l	Beige

Information material

646F297=GB

Adhesives, putties,
varnishes and thinners
poster

Putties, adhesives, adhesive tapes and varnishes

Varnishes



Spray varnish

Reference number 635L16

- For isolating damp plaster models
- For coating sanded laminates
- For a matte, natural painted surface
- Pigment binding agent spray varnish
- CFC-free spray can



Technical data

Article number	Net contents	Colour
635L16	0.4 l	Dark brown

Information material

646F297=GB

Adhesives, putties,
varnishes and thinners
poster





Padding

For prosthesis and orthosis fabrication, we offer padding materials of various Shore hardnesses and degrees of damping. Padding materials are usually based on polyethylene (e.g. Pedilin, Plastazote®), copolymers of polyethylene such as EVA (e.g. Evazote®) or polyurethane (e.g. PPT).

Thermoplastic PE and EVA foams are the materials of choice and are versatile in application. Pedilin can be used to manufacture soft sockets in prosthesis fabrication and as padding in classic orthosis fabrication. Plastazote® is primarily used for the fabrication of body jackets and positioning orthoses.

Our ComforTex product line is valued in orthosis fabrication for its padding properties. ComforTex is available in soft, smooth, grippy and air versions, and is very comfortable for the user to wear.



Padding

Skinguard padding



Padding materials sample kit

Reference number 646M2

- For the visual and haptic demonstration of the various padding materials
- Aids in selecting the corresponding padding materials

Technical data

Article number

646M2



Pedilin SilverShield®

Reference number 617S203

- Highly recommended for fabricating soft sockets and as a padding material for prosthetic sockets
- The proven classic material for soft sockets
- 617S203=10 is suitable for fabricating redression helmets
- Antibacterial effect
- PE foam, closed-cell
- Hardness approx. Shore A 35 (proven Shore hardness for fabricating soft sockets)
- Density: approx. 140 kg/m³
- High resilience
- Good thermoforming properties
- Good adhesive characteristics
- Good sanding characteristics
- Washable
- Temperature recommendation: 130 °C (convection oven, infrared oven)



Information material

646F295=EN_INT	Padding materials poster
646D119=GB	Antibacterial SKINGUARD materials product information
646D695=EN_INT	SKINGUARD technology patient information



Product example



Technical data

Article number	Length	Width	Thickness	Colour
617S203=3	1050 mm	1050 mm	3 mm	Beige
617S203=4	1050 mm	1050 mm	4 mm	Beige
617S203=5	1050 mm	1050 mm	5 mm	Beige
617S203=6	1050 mm	1050 mm	6 mm	Beige
617S203=10	1050 mm	1050 mm	10 mm	Beige

SilverShield® is a registered trademark of North Sea Plastics.



Pedilin



Reference number 617S3

- Highly recommended for fabricating soft sockets and as a padding material for prosthetic sockets
- The proven classic material for soft sockets
- Also available with antibacterial effect (617S203)
- PE foam, closed-cell
- Hardness approx. Shore A 35 (proven Shore hardness for fabricating soft sockets)
- Density: approx. 140 kg/m³
- High resilience
- Good thermoforming properties
- Good adhesive characteristics
- Good sanding characteristics
- Washable
- Temperature recommendation: 130 °C (convection oven, infrared oven)

Information material


646F295=EN_INT	Padding materials poster
646D119=GB	Antibacterial SKINGUARD materials product information
646D695=EN_INT	SKINGUARD technology patient information

Technical data

Article image	Article number	Length	Width	Thickness	Colour	
	617S3=H2	1000 mm	1000 mm	2 mm	Beige	
	617S3=H3	1000 mm	1000 mm	3 mm	Beige	
	617S3=H4	1000 mm	1000 mm	4 mm	Beige	
	617S3=H5	1000 mm	1000 mm	5 mm	Beige	
	617S3=H6	1000 mm	1000 mm	6 mm	Beige	
	617S3=H7	1000 mm	1000 mm	7 mm	Beige	
	617S3=H8	1000 mm	1000 mm	8 mm	Beige	
	617S3=H10	1000 mm	1000 mm	10 mm	Beige	
		617S3=W2	1000 mm	1000 mm	2 mm	White
		617S3=W3	1000 mm	1000 mm	3 mm	White
617S3=W4		1000 mm	1000 mm	4 mm	White	
617S3=W5		1000 mm	1000 mm	5 mm	White	
617S3=W6		1000 mm	1000 mm	6 mm	White	
617S3=W7		1000 mm	1000 mm	7 mm	White	
617S3=W8		1000 mm	1000 mm	8 mm	White	
617S3=W10		1000 mm	1000 mm	10 mm	White	

Padding

Padding



Pedilin, perforated

Reference number 617S6

- Highly recommended for fabricating soft sockets and as a padding material for prosthetic sockets
- PE foam, closed-cell
- Perforated
- Hardness approx. Shore A 35 (proven Shore hardness for fabricating soft sockets)
- Density: approx. 140 kg/m³
- High resilience
- Good thermoforming properties
- Good adhesive characteristics
- Good sanding characteristics
- Temperature recommendation: 130 °C (convection oven, infrared oven)

Information material

646F295=EN_INT

Padding materials poster

Technical data

Article image	Article number	Length	Width	Thickness	Colour
	617S6=H3	1000 mm	1000 mm	3 mm	Beige
	617S6=H4	1000 mm	1000 mm	4 mm	Beige
	617S6=H5	1000 mm	1000 mm	5 mm	Beige
	617S6=H6	1000 mm	1000 mm	6 mm	Beige
	617S6=W3	1000 mm	1000 mm	3 mm	White
	617S6=W4	1000 mm	1000 mm	4 mm	White
	617S6=W5	1000 mm	1000 mm	5 mm	White
	617S6=W6	1000 mm	1000 mm	6 mm	White



Pedilin cone for soft socket

Reference number 6T2

- Prefabricated cones made of Pedilin, for fabricating soft sockets
- Three different circumferences available
- Cones with precise and stable bonded edge
- Thermoforming is possible immediately
- Saves gluing and sanding work
- Good shape retention
- Hygienic
- Washable
- Temperature recommendation: 130 °C (convection oven)

Technical data

Article number	Circumference 1	Circumference 2	Height	Thickness
6T2=1	420 mm	200 mm	420 mm	5 mm
6T2=2	455 mm	260 mm	420 mm	5 mm
6T2=3	515 mm	295 mm	420 mm	5 mm



Plastazote®

Reference number 617S7

- Highly recommended for the padding of orthoses
- PE foam, closed-cell
- Hardness approx. Shore A 15-20
- Low density: approx. 45 kg/m³
- Good resilience
- Good thermoforming properties
- Good bonding and welding characteristics
- Weldable with PE
- Good sanding characteristics
- Temperature recommendation: 110 °C (convection oven, infrared oven)



Information material

646F295=EN_INT

Padding materials poster

Technical data

Article number	Length	Width	Thickness	Colour
617S7=2	1000 mm	1000 mm	2 mm	Beige
617S7=3	1000 mm	1000 mm	3 mm	Beige
617S7=4	1000 mm	1000 mm	4 mm	Beige
617S7=5	1000 mm	1000 mm	5 mm	Beige
617S7=6	1000 mm	1000 mm	6 mm	Beige
617S7=7	1000 mm	1000 mm	7 mm	Beige
617S7=8	1000 mm	1000 mm	8 mm	Beige
617S7=10	1000 mm	1000 mm	10 mm	Beige
617S7=12	1000 mm	1000 mm	12 mm	Beige
617S7=15	1000 mm	1000 mm	15 mm	Beige
617S7=18	1000 mm	1000 mm	18 mm	Beige
617S7=20	1000 mm	1000 mm	20 mm	Beige
617S7=25	1000 mm	1000 mm	25 mm	Beige

Padding

Padding



Plastazote[®], perforated

Reference number 617S*





- Highly recommended for the padding of orthoses
- PE foam, closed-cell
- Various colours available
- Perforated
- Hardness approx. Shore A 15-20
- Low density: approx. 45 kg/m³
- Good resilience
- Good thermoforming properties
- Good bonding and welding characteristics
- Weldable with PE
- Good sanding characteristics
- Washable
- Temperature recommendation: 110 °C (convection oven, infrared oven)

Information material


646F295=EN_INT

Padding materials poster

Technical data

Article image	Article number	Length	Width	Thickness	Colour
	617S8=2	1000 mm	1000 mm	2 mm	Beige
	617S8=3	1000 mm	1000 mm	3 mm	Beige
	617S8=4	1000 mm	1000 mm	4 mm	Beige
	617S8=5	1000 mm	1000 mm	5 mm	Beige
	617S8=6	1000 mm	1000 mm	6 mm	Beige
	617S8=8	1000 mm	1000 mm	8 mm	Beige
	617S8=10	1000 mm	1000 mm	10 mm	Beige
	617S8=12	1000 mm	1000 mm	12 mm	Beige
	617S8=15	1000 mm	1000 mm	15 mm	Beige
	617S8=18	1000 mm	1000 mm	18 mm	Beige
	617S8=20	1000 mm	1000 mm	20 mm	Beige
	617S8=25	1000 mm	1000 mm	25 mm	Beige
	617S17=3	1000 mm	1000 mm	3 mm	Blue
	617S17=4	1000 mm	1000 mm	4 mm	Blue
	617S17=5	1000 mm	1000 mm	5 mm	Blue
	617S17=6	1000 mm	1000 mm	6 mm	Blue
	617S17=8	1000 mm	1000 mm	8 mm	Blue
	617S17=10	1000 mm	1000 mm	10 mm	Blue
	617S17=12	1000 mm	1000 mm	12 mm	Blue
	617S17=25	1000 mm	1000 mm	25 mm	Blue
	617S18=3	1000 mm	1000 mm	3 mm	Red
	617S18=4	1000 mm	1000 mm	4 mm	Red
	617S18=5	1000 mm	1000 mm	5 mm	Red
	617S18=6	1000 mm	1000 mm	6 mm	Red
	617S18=10	1000 mm	1000 mm	10 mm	Red
	617S18=12	1000 mm	1000 mm	12 mm	Red
	617S21=3	1000 mm	1000 mm	3 mm	White
	617S21=4	1000 mm	1000 mm	4 mm	White
	617S21=6	1000 mm	1000 mm	6 mm	White

Plastazote[®] is a registered trademark of Zotefoams.



Evazote®

Reference number 617S*




- For the padding of AFOs, KAFOs and body jackets
- For the padding of seating shells in rehabilitation
- EVA copolymer, closed-cell
- Various colours available
- Hardness approx. Shore A 12-20
- Low density: approx. 50 kg/m³
- Elastic
- High resilience
- Good thermoforming properties
- Good adhesive characteristics
- Washable
- Temperature recommendation: 110 °C (convection oven, infrared oven)

Information material

646F295=EN_INT


Padding materials poster

Technical data

Article image	Article number	Length	Width	Thickness	Colour
	617S9=3	1000 mm	1000 mm	3 mm	White
	617S9=4	1000 mm	1000 mm	4 mm	White
	617S9=5	1000 mm	1000 mm	5 mm	White
	617S9=6	1000 mm	1000 mm	6 mm	White
	617S9=8	1000 mm	1000 mm	8 mm	White
	617S9=10	1000 mm	1000 mm	10 mm	White
	617S9=12	1000 mm	1000 mm	12 mm	White
	617S9=20	1000 mm	1000 mm	20 mm	White
	617S13=2	1000 mm	1000 mm	2 mm	Blue
	617S13=3	1000 mm	1000 mm	3 mm	Blue
	617S13=4	1000 mm	1000 mm	4 mm	Blue
	617S13=5	1000 mm	1000 mm	5 mm	Blue
	617S13=6	1000 mm	1000 mm	6 mm	Blue
	617S13=8	1000 mm	1000 mm	8 mm	Blue
	617S13=10	1000 mm	1000 mm	10 mm	Blue
	617S14=2	1000 mm	1000 mm	2 mm	Red
	617S14=3	1000 mm	1000 mm	3 mm	Red
	617S14=4	1000 mm	1000 mm	4 mm	Red
	617S14=5	1000 mm	1000 mm	5 mm	Red
	617S14=6	1000 mm	1000 mm	6 mm	Red

Padding

Padding



Product example



Nora® Aero sorb, medium

Reference number 617S174

- Highly recommended for butterfly rolls, heel and forefoot padding, footbed adapted for diabetes, heel spur recesses in heel spur insoles
- Light cellular rubber, closed-cell
- Hardness approx. Shore A 12; Shore A zero 26
- Density: approx. 160 kg/m³
- Delayed restoring capacity
- Good thermoforming properties
- Good adhesive characteristics
- Good sanding characteristics
- Washable
- Hygienic, can be disinfected
- Bedding and damping characteristics, point pressure redistribution
- Shock absorbent
- Temperature recommendation: 110 °C – 130 °C (convection oven, infrared oven)



Technical data

Article number	Length	Width	Thickness	Colour
617S174=2-2	800 mm	550 mm	2 mm	Red
617S174=3-2	800 mm	550 mm	3 mm	Red
617S174=4-2	800 mm	550 mm	4 mm	Red
617S174=6-2	800 mm	550 mm	6 mm	Red
617S174=8-2	800 mm	550 mm	8 mm	Red



Nora® Aero sorb, soft

Reference number 617S173

- Highly recommended for butterfly rolls, heel and forefoot padding, footbed adapted for diabetes, heel spur recesses in heel spur insoles
- Light cellular rubber, closed-cell
- Hardness approx. shore A 8; Shore A zero 22
- Density: approx. 150 kg/m³
- Delayed restoring capacity
- Good thermoforming properties
- Good adhesive characteristics
- Good sanding characteristics
- Washable
- Hygienic, can be disinfected
- Bedding and damping characteristics, point pressure redistribution
- Shock absorbent
- Temperature recommendation: 110 °C – 130 °C (convection oven, infrared oven)

Product example



Technical data

Article number	Length	Width	Thickness	Colour
617S173=2-3	820 mm	580 mm	2 mm	Green
617S173=3-3	820 mm	580 mm	3 mm	Green
617S173=4-3	820 mm	580 mm	4 mm	Green
617S173=6-3	820 mm	580 mm	6 mm	Green
617S173=8-3	820 mm	580 mm	8 mm	Green

Padding

Padding



Information material



646F295=EN_INT Padding materials poster


Nora® Lunasoft SL

Reference number 617S191

- Highly recommended for fabricating soft inner sockets and as a padding material for prosthetic sockets
- EVA copolymer, closed-cell
- Hardness approx. Shore A 40
- Density: approx. 200 kg/m³
- Good resilience
- Good thermoforming properties
- Good adhesive characteristics
- Good sanding characteristics
- Washable
- Temperature recommendation: 120 °C – 170 °C (convection oven, infrared oven)

Technical data

Article image	Article number	Length	Width	Thickness	Colour
	617S191=H4	1140 mm	740 mm	4 mm	Beige
	617S191=H5	1140 mm	740 mm	5 mm	Beige
	617S191=H6	1140 mm	740 mm	6 mm	Beige
	617S191=H8	1140 mm	740 mm	8 mm	Beige
	617S191=H12	1140 mm	740 mm	12 mm	Beige
	617S191=H14	1140 mm	740 mm	14 mm	Beige
	617S191=H24	1140 mm	740 mm	24 mm	Beige
	617S191=S14	1140 mm	740 mm	14 mm	Black



Information material

646F295=EN_INT Padding materials poster

Nora® Lunasoft SLW

Reference number 617S192

- For padding in orthotics and prosthetics
- EVA copolymer, closed-cell
- Hardness approx. Shore A 30
- Density: approx. 200 kg/m³
- Good thermoforming properties
- Good adhesive characteristics
- Good sanding characteristics
- Washable
- Temperature recommendation: 120 °C – 170 °C (convection oven, infrared oven)



Technical data

Article number	Length	Width	Thickness	Colour
617S192=H4	1150 mm	750 mm	4 mm	Beige
617S192=H5	1150 mm	750 mm	5 mm	Beige
617S192=H6	1150 mm	750 mm	6 mm	Beige
617S192=H8	1150 mm	750 mm	8 mm	Beige
617S192=H12	1150 mm	750 mm	12 mm	Beige

Nora® is a registered trademark of Freudenberg.



Nora® Lunatec Combi 7

Reference number 617S187

- For insoles and soft sockets
- EVA copolymer, closed-cell
- Hardness approx. Shore A 30 (beige)
- Hardness approx. Shore A 40 (grey)
- One-step processing
- No bonding required and no displacement of the various materials during processing
- High volume retention, since the material is only compressed in the required areas and a vacuum forming process is eliminated
- Good padding characteristics
- Good thermoplastic properties
- Well suited for bonding and sanding
- Washable
- Temperature recommendation: 130 °C – 150 °C (convection oven)

Information material

646F295=EN_INT

Padding materials poster

Technical data

Article number	Length	Width	Thickness	Colour
617S187=7	1150 mm	800 mm	7 mm	Beige grey



Nora® Lunairflex

Reference number 617S188

- For padding in orthotics and prosthetics
- For the padding of seating shells in rehabilitation
- EVA copolymer, closed-cell
- Hardness approx. Shore A 22
- Density: approx. 120 kg/m³
- Highly elastic
- Good resilience
- Good adhesive characteristics
- Good sanding characteristics
- Washable
- Temperature recommendation: 110 °C – 130 °C (convection oven, infrared oven)

Information material

646F295=EN_INT

Padding materials poster




Technical data

Article number	Length	Width	Thickness	Colour
617S188=H4	1200 mm	750 mm	4 mm	Beige
617S188=H5	1200 mm	750 mm	5 mm	Beige
617S188=H6	1200 mm	750 mm	6 mm	Beige
617S188=H8	1200 mm	750 mm	8 mm	Beige
617S188=H12	1200 mm	750 mm	12 mm	Beige

Padding

Padding



Information material

646F295=EN_INT

Padding materials poster

Nora® Lunairflex, perforated

Reference number 617S190

- For padding in orthotics and prosthetics
- For the padding of seating shells in rehabilitation
- EVA copolymer, closed-cell
- Perforated
- Hardness approx. Shore A 22
- Density: approx. 120 kg/m³
- Highly elastic
- Good resilience
- Good adhesive characteristics
- Good sanding characteristics
- Washable
- Temperature recommendation: 110 °C – 130 °C (convection oven, infrared oven)



Technical data

Article number	Length	Width	Thickness	Colour
617S190=H3	1200 mm	750 mm	3 mm	Beige
617S190=H6	1200 mm	750 mm	6 mm	Beige



Information material

646F295=EN_INT

Padding materials poster

Nora® Lunairmed

Reference number 617S181


- Highly recommended for the padding of foot orthoses
- Individual padding for heel spur indications
- For fitting diabetics
- EVA copolymer, closed-cell
- Hardness approx. Shore A 18
- Density: approx. 80 kg/m³
- Good padding characteristics
- Highly elastic
- Good bonding characteristics – combines well with other padding materials!
- Good sanding characteristics
- Washable
- Temperature recommendation: 110 °C – 130 °C (convection oven, infrared oven)



Technical data

Article number	Length	Width	Thickness	Colour
617S181=H3	1080 mm	825 mm	3 mm	Beige
617S181=H6	1080 mm	825 mm	6 mm	Beige
617S181=H8	1080 mm	825 mm	8 mm	Beige
617S181=H12	1080 mm	825 mm	12 mm	Beige
617S181=H24	1080 mm	825 mm	24 mm	Beige

Nora® is a registered trademark of Freudenberg.



Nora® Lunairmed, perforated

Reference number 617S180

- Highly recommended for the padding of foot orthoses
- Individual padding for heel spur indications
- For fitting diabetics
- EVA copolymer, closed-cell
- Perforated
- Hardness approx. Shore A 18
- Density: approx. 80 kg/m³
- Good padding characteristics
- Highly elastic
- Good bonding characteristics – combines well with other padding materials!
- Good sanding characteristics
- Washable
- Temperature recommendation: 110 °C – 130 °C (convection oven, infrared oven)

Information material

646F295=EN_INT

Padding materials poster



Technical data

Article number	Length	Width	Thickness	Colour
617S180=H3	1080 mm	825 mm	3 mm	Beige
617S180=H6	1080 mm	825 mm	6 mm	Beige



Nora® Lunalastik

Reference number 617S189

- For padding in prosthetics and orthotics, in particular for FOs
- EVA copolymer, closed-cell
- Hardness approx. Shore A 25
- Density: approx. 230 kg/m³
- Highly elastic
- High resilience
- Very good resistance to tearing
- Good bonding characteristics – combines well with other padding materials!
- Good sanding characteristics
- Washable
- Temperature recommendation: 110 °C – 130 °C (convection oven, infrared oven)

Information material

646F295=EN_INT

Padding materials poster



Technical data

Article number	Length	Width	Thickness	Colour
617S189=H3	1150 mm	750 mm	3 mm	Beige
617S189=H4	1150 mm	750 mm	4 mm	Beige
617S189=H6	1150 mm	750 mm	6 mm	Beige
617S189=H8	1150 mm	750 mm	8 mm	Beige

Padding

Padding



Dynoform

Reference number 617S70

- For padding in orthotics and prosthetics
- For fabricating soft inner sockets
- PE foam, closed-cell
- Various colours available
- Hardness approx. Shore A 30
- Resilient
- Good thermoforming properties
- Non-shrinking
- Good adhesive characteristics
- Good sanding characteristics
- Washable
- Resistant to saliva and perspiration, harmless according to food law
- Free of AZO and PCP substances
- Temperature recommendation: 110 °C – 130 °C (convection oven, infrared oven)


Information material

646F295=EN_INT

Padding materials poster

Technical data

Article image	Article number	Length	Width	Thickness	Colour	
	617S70=H2	1050 mm	1050 mm	2 mm	Beige	
	617S70=H3	1050 mm	1050 mm	3 mm	Beige	
	617S70=H4	1050 mm	1050 mm	4 mm	Beige	
	617S70=H5	1050 mm	1050 mm	5 mm	Beige	
	617S70=H6	1050 mm	1050 mm	6 mm	Beige	
	617S70=H7	1050 mm	1050 mm	7 mm	Beige	
	617S70=H8	1050 mm	1050 mm	8 mm	Beige	
	617S70=H10	1050 mm	1050 mm	10 mm	Beige	
		617S70=BL2	1050 mm	1050 mm	2 mm	Blue
		617S70=BL3	1050 mm	1050 mm	3 mm	Blue
617S70=BL4		1050 mm	1050 mm	4 mm	Blue	
617S70=BL5		1050 mm	1050 mm	5 mm	Blue	
		617S70=B2	1050 mm	1050 mm	2 mm	Brown
	617S70=B3	1050 mm	1050 mm	3 mm	Brown	
	617S70=B4	1050 mm	1050 mm	4 mm	Brown	
	617S70=B5	1050 mm	1050 mm	5 mm	Brown	
	617S70=B7	1050 mm	1050 mm	7 mm	Brown	
	617S70=B10	1050 mm	1050 mm	10 mm	Brown	
	617S70=R2	1050 mm	1050 mm	2 mm	Red	
	617S70=R3	1050 mm	1050 mm	3 mm	Red	
	617S70=R4	1050 mm	1050 mm	4 mm	Red	
	617S70=R5	1050 mm	1050 mm	5 mm	Red	
		617S70=W2	1050 mm	1050 mm	2 mm	White
617S70=W3		1050 mm	1050 mm	3 mm	White	
617S70=W4		1050 mm	1050 mm	4 mm	White	
617S70=W5		1050 mm	1050 mm	5 mm	White	
617S70=W6		1050 mm	1050 mm	6 mm	White	
617S70=W10		1050 mm	1050 mm	10 mm	White	



Dynoform, perforated

Reference number 617S71

- For padding in orthotics and prosthetics
- For fabricating soft inner sockets
- PE foam, closed-cell
- Various colours available
- Perforated
- Hardness approx. Shore A 30
- Resilient
- Good thermoforming properties
- Non-shrinking
- Good adhesive characteristics
- Good sanding characteristics
- Washable
- Resistant to saliva and perspiration, harmless according to food law
- Free of AZO and PCP substances
- Temperature recommendation: 110 °C – 130 °C (convection oven, infrared oven)

Information material

646F295=EN_INT

Padding materials poster

Technical data

Article image	Article number	Length	Width	Thickness	Colour
	617S71=H2	1050 mm	1050 mm	2 mm	Beige
	617S71=H3	1050 mm	1050 mm	3 mm	Beige
	617S71=H4	1050 mm	1050 mm	4 mm	Beige
	617S71=H5	1050 mm	1050 mm	5 mm	Beige
	617S71=H6	1050 mm	1050 mm	6 mm	Beige
		617S71=BL2	1050 mm	1050 mm	2 mm
617S71=BL3		1050 mm	1050 mm	3 mm	Blue
617S71=BL5		1050 mm	1050 mm	5 mm	Blue
	617S71=B2	1050 mm	1050 mm	2 mm	Brown
	617S71=B3	1050 mm	1050 mm	3 mm	Brown
	617S71=B4	1050 mm	1050 mm	4 mm	Brown
	617S71=B5	1050 mm	1050 mm	5 mm	Brown
	617S71=R2	1050 mm	1050 mm	2 mm	Red
	617S71=R3	1050 mm	1050 mm	3 mm	Red
	617S71=R5	1050 mm	1050 mm	5 mm	Red
	617S71=W2	1050 mm	1050 mm	2 mm	White
	617S71=W3	1050 mm	1050 mm	3 mm	White
	617S71=W4	1050 mm	1050 mm	4 mm	White
	617S71=W5	1050 mm	1050 mm	5 mm	White

Padding

Padding



Information material

646F295=EN_INT

Padding materials poster

Multicolour OD

Reference number 617S92

- Highly recommended for the padding of foot orthoses
- PE foam, closed-cell
- Hardness approx. Shore A 27
- High resilience
- Pressure-resistant
- Good thermoforming properties
- Good adhesive characteristics
- Good sanding characteristics
- Washable
- Temperature recommendation: 100 °C – 140 °C (convection oven, infrared oven)



Technical data

Article number	Length	Width	Thickness	Colour
617S92=2	1050 mm	900 mm	2 mm	Multicolour
617S92=3	1050 mm	900 mm	3 mm	Multicolour
617S92=4	1050 mm	900 mm	4 mm	Multicolour
617S92=5	1050 mm	900 mm	5 mm	Multicolour



Dino foam

Reference number 617S*





- For padding in orthotics, in particular for FOs
- EVA copolymer, closed-cell
- Marbled in two colours, various colours available
- Hardness approx. Shore A 40
- Density: approx. 200 kg/m³
- Elastic
- High resilience
- Pressure-resistant
- Good thermoforming properties
- Good adhesive characteristics
- Good sanding characteristics
- Washable
- Temperature recommendation: 100 °C (hotplate, convection oven)

Information material

646F295=EN_INT

Padding materials poster

Technical data

Article image	Article number	Length	Width	Thickness	Colour
	617S90=2	1280 mm	890 mm	2 mm	Black/white
	617S91=2	1280 mm	890 mm	2 mm	Black/yellow
	617S93=2	1280 mm	890 mm	2 mm	Black/purple
	617S94=2	1280 mm	890 mm	2 mm	Black/pink

Padding

Padding



Information material

646F295=EN_INT

Padding materials poster

PPT

Reference number 617S68

- Highly recommended for the padding of foot orthoses
- For fitting diabetics
- PU flexible foam
- Breathable foam
- Hardness approx. Shore A 15
- Almost 100% resilience
- Pressure and impact absorbing
- Long service life
- Washable
- Not thermoformable



Technical data

Article number	Version	Length	Width	Thickness	Colour
617S68=1.6-0	Roughened on both sides	1520 mm	650 mm	1.6 mm	Beige
617S68=3.2-0	Roughened on both sides	1520 mm	650 mm	3.2 mm	Beige
617S68=6.4-0	Roughened on one side	1520 mm	650 mm	6.4 mm	Beige

Practical recommendation 617S68

Bonds well with 636W71 CP contact adhesive.



Information material

646F295=EN_INT

Padding materials poster

Dyatec

Reference number 617S119

- Highly recommended for the padding of foot orthoses
- Optimal for diabetic and rheumatic fittings, for pressure redistribution in soft footbeds
- PU flexible foam, open-cell
- Hardness approx. Shore A 10
- Delayed resilience
- Soft
- Good adhesive characteristics
- Good sanding characteristics
- Washable
- Not thermoformable



Technical data

Article number	Length	Width	Thickness	Colour
617S119=3.2-19	1370 mm	730 mm	3.2 mm	Salmon
617S119=4.8-19	1370 mm	730 mm	4.8 mm	Salmon
617S119=6.4-19	1370 mm	730 mm	6.4 mm	Salmon

Practical recommendation 617S119


Bonds well with 636W71 CP contact adhesive.



Cellular unvulcanized rubber

Reference number 619M5

- For fabricating soft sockets and as a padding material for prosthetic sockets
- Wide range of applications
- Can be used with other materials such as leather
- Open pores on both sides
- Hardness approx. Shore A 10
- Density: approx. 220 kg/m³
- High resilience
- Good adhesive characteristics
- Good sanding characteristics
- Not thermoformable



Information material

646F295=EN_INT

Padding materials poster

Technical data

Article number	Length	Width	Thickness	Colour
619M5=2	1000 mm	1000 mm	2 mm	Beige
619M5=3	1000 mm	1000 mm	3 mm	Beige
619M5=4	1000 mm	1000 mm	4 mm	Beige
619M5=5	1000 mm	1000 mm	5 mm	Beige
619M5=6	1000 mm	1000 mm	6 mm	Beige
619M5=8	1000 mm	1000 mm	8 mm	Beige
619M5=10	1000 mm	1000 mm	10 mm	Beige



Rubber padding

Reference number 619M3

- For the fabrication of soft sockets
- Wide range of applications
- Both sides with skin and fine material pattern
- Hardness approx. Shore A 25
- Density: approx. 500 kg/m³
- Good resilience
- High elasticity of compression
- Good adhesive characteristics
- Good sanding characteristics
- Washable
- Not thermoformable



Information material

646F295=EN_INT


Padding materials poster

Technical data

Article number	Length	Width	Thickness	Colour
619M3=8	1000 mm	1000 mm	8 mm	Grey

Padding

Padding





Relax foam

Reference number 616T*

- For the padding of positioning splints
- For the padding of seating shells in rehabilitation
- For integration into padded surfaces in areas particularly prone to pressure
- Open-cell
- Low density: approx. 60 kg/m³ (616T92) or approx. 65 kg/m³ (616T93)
- Slow restoring behaviour
- Good damping characteristics
- Not thermoformable

Technical data

Article image	Article number	Length	Width	Thickness	Colour
	616T93=2000X10	1000 mm	2000 mm	10 mm	Grey
	616T93=2000X20	1000 mm	2000 mm	20 mm	Grey
	616T92=2000X10	1000 mm	2000 mm	10 mm	Pink
	616T92=2000X20	1000 mm	2000 mm	20 mm	Pink
	616T92=2000X40	1000 mm	2000 mm	40 mm	Pink

Information material

646F295=EN_INT


Padding materials poster



Bedding foam, self-adhesive

Reference number 619M9

- For the padding of positioning splints
- For the padding of seating shells in rehabilitation
- Open-cell
- Self-adhesive
- Slow restoring behaviour
- Good damping characteristics
- Not thermoformable



Information material

646F295=EN_INT

Padding materials poster

Technical data

Article number	Length	Width	Thickness	Colour
619M9=10	610 mm	410 mm	10 mm	Blue



PVC foam, self-adhesive

Reference number 616T25

- For padding applications in orthotics
- Suitable for trial fitting
- PVC foam
- Self-adhesive
- Washable



Information material

646F295=EN_INT

Padding materials poster

Technical data

Article number	Length	Width	Thickness	Colour
616T25	1000 mm	500 mm	3 mm	White



Terry cloth padding fabric, self-adhesive

Reference number 623P2

- For padding applications in orthotics
- Ideal for everyday clinical use, e.g. also in temporary fittings
- Upper material terry cloth, underside adhesive film
- Self-adhesive
- Very good adhesive characteristics
- High wearer comfort
- Washable



Information material

646F295=EN_INT

Padding materials poster

Technical data

Article number	Length	Width	Colour
623P2	1000 mm	500 mm	Beige

Padding

Padding






Terry cloth padding

Reference number 623P3

- For padding applications in orthotics
- Upper material: terry cloth, underside: loop material
- Compatible with hook-and-loop
- Good padding characteristics
- Comfortable to wear
- Individual shaping possible
- Washable

Technical data

Article image	Article number	Length	Width	Thickness	Colour
	623P3=1	1 m	1460 mm	4 mm	Blue
	623P3=2	2 m	1460 mm	4 mm	Blue
	623P3=5	5 m	1460 mm	4 mm	Blue
	623P3=10	10 m	1460 mm	4 mm	Blue
	623P3=S1	1 m	1460 mm	4 mm	Black
	623P3=S2	2 m	1460 mm	4 mm	Black
	623P3=S5	5 m	1460 mm	4 mm	Black
	623P3=S10	10 m	1460 mm	4 mm	Black
	623P3=H1	1 m	1460 mm	4 mm	Beige
	623P3=H2	2 m	1460 mm	4 mm	Beige
	623P3=H5	5 m	1460 mm	4 mm	Beige
	623P3=H10	10 m	1460 mm	4 mm	Beige

Information material


646F295=EN_INT

Padding materials poster



Practical recommendation 623P3

Can be combined with 623Z4 and 623Z200 micro hook-and-loop. Apply 636W71 CP contact adhesive to the micro hook-and-loop and fasten it to the surface to be padded.




ComforTex soft

Reference number 623F109

- For padding applications in orthotics
- 100% polyamide, first side
- 16% spandex and 84% polyamide, second side
- Compatible with hook-and-loop, first side
- Especially soft surface
- Excellent padding characteristics
- High resilience
- Very comfortable to wear
- Individual shaping possible
- HF and ultrasound weldable

Information material

646F295=EN_INT	Padding materials poster
646D854=EN	ComforTex touch and feel booklet



Product example



Technical data

Article number	Length	Width	Thickness	Colour
623F109=1-7	1 m	1400 mm	4 mm	Black/black
623F109=2-7	2 m	1400 mm	4 mm	Black/black
623F109=5-7	5 m	1400 mm	4 mm	Black/black

i Practical recommendation 623F109

Can be combined with 623Z4 and 623Z200 micro hook-and-loop. Apply 636W71 CP contact adhesive to the micro hook-and-loop and fasten it to the surface to be padded.

Padding

Padding



ComforTex smooth

Reference number 623F110

- For padding applications in orthotics
- 100% polyamide, first side
- 80% polyamide and 20% spandex, second side
- Compatible with hook-and-loop, first side
- Very smooth surface
- Excellent padding characteristics
- High resilience
- Very comfortable to wear
- Individual shaping possible
- HF and ultrasound weldable

Information material

646F295=EN_INT	Padding materials poster
646D854=EN	ComforTex touch and feel booklet



Product example



Technical data

Article number	Length	Width	Thickness	Colour
623F110=1-7	1 m	1400 mm	4 mm	Black/black
623F110=2-7	2 m	1400 mm	4 mm	Black/black
623F110=5-7	5 m	1400 mm	4 mm	Black/black

i Practical recommendation 623F110

Can be combined with 623Z4 and 623Z200 micro hook-and-loop. Apply 636W71 CP contact adhesive to the micro hook-and-loop and fasten it to the surface to be padded.



ComforTex grippy

Reference number 623F112

- For padding applications in orthotics
- 100% polyamide, first side
- 84% polyamide and 16% spandex, second side
- Compatible with hook-and-loop, first side
- Special knitting technique prevents slipping in the nap direction
- Excellent padding characteristics
- High resilience
- Very comfortable to wear
- Individual shaping possible
- HF and ultrasound weldable

Information material

646F295=EN_INT	Padding materials poster
646D854=EN	ComforTex touch and feel booklet



Product example



Technical data

Article number	Length	Width	Thickness	Colour
623F112=1-7	1 m	1400 mm	4 mm	Black/black
623F112=2-7	2 m	1400 mm	4 mm	Black/black
623F112=5-7	5 m	1400 mm	4 mm	Black/black

i Practical recommendation 623F112

Can be combined with 623Z4 and 623Z200 micro hook-and-loop. Apply 636W71 CP contact adhesive to the micro hook-and-loop and fasten it to the surface to be padded.

Padding

Padding



ComforTex air

Reference number 623F62

- For padding applications in orthotics
- 100% polyamide, first side
- 100% polyester, second side
- Compatible with hook-and-loop, first side
- High resilience
- Good padding characteristics
- High level of wearer comfort
- Air permeable
- Individual shaping possible



Information material

646F295=EN_INT	Padding materials poster
646D854=EN	ComforTex touch and feel booklet

Product example



Technical data

Article number	Length	Width	Thickness	Colour
623F62=1-7	1 m	1400 mm	3 mm	Black
623F62=2-7	2 m	1400 mm	3 mm	Black
623F62=5-7	5 m	1400 mm	3 mm	Black



Practical recommendation 623F62

Can be combined with 623Z4 and 623Z200 micro hook-and-loop. Apply 636W71 CP contact adhesive to the micro hook-and-loop and fasten it to the surface to be padded.



Neoprene®

Reference number 617S10

- For padding applications in orthotics
- Textile-coated on both sides
- Closed-cell
- Hardness approx. Shore A 18
- Compatible with hook-and-loop
- Resilient
- Washable
- Not thermoformable

Technical data


Article number	Width	Thickness	Colour
617S10=4	1200 mm	4 mm	White

- Please indicate the required length in metres when ordering.

Information material

646F295=EN_INT	Padding materials poster
----------------	--------------------------

Neoprene® is a registered trademark of DuPont.



Neoprene[®], soft

Reference number 617S15

- For the padding of AFOs and KAFOs
- Surface laminated with terry cloth, reverse side with nylon
- Closed-cell
- Hardness approx. Shore A 18
- Compatible with hook-and-loop
- Resilient
- Washable
- Not thermoformable



Information material


646F295=EN_INT

Padding materials poster

Technical data

Article number	Width	Thickness	Colour
617S15=3	1200 mm	3 mm	Dark blue

- Please indicate the required length in metres when ordering.



PS velour

Reference number 620P15*



- For padding applications in orthotics
- Microfibre synthetic fleece (60% polyamide, 40% polyurethane)
- Resistant to tearing
- Air permeable
- Water-vapour permeable
- Abrasion-resistant
- Colour-fast against perspiration
- Washable
- Free of formaldehyde, PCP and PCP compounds
- Not thermoformable

Information material

646F295=EN_INT

Padding materials poster

Technical data

Article image	Article number	Length	Width	Thickness	Colour
	620P15-5	1370 mm	1000 mm	0.8 mm	Blue
	620P15-8	1370 mm	1000 mm	0.8 mm	Brown

Padding

Padding





Micro hook-and-loop, self-adhesive

Reference number 623Z*

- Recommended especially in combination with 623P3 terry cloth padding fabric and with 623F* ComforTex
- Individually adaptable length
- Self-adhesive
- Very high hook-and-loop strength
- No additional bulk when fastening textile padding fabrics
- Facilitates very flexible connections



Technical data

Article image	Article number	Width	Colour	Minimum order quantity
	623Z4=50-6	50 mm	White	10 m
	623Z200=100-7	100 mm	Black	10 m

• Please indicate the required length in metres when ordering.



Technogel® sheet

Reference number 616S116

- For padding in orthotics, in particular for FOs
- As a padding material for prosthetic sockets
- For the padding of seating shells in rehabilitation
- PU gel
- With bi-elastic blue Lycra® fabric and PE film on one side
- Hardness approx. Shore A 2.5
- Density: approx. 1006 kg/m³
- Shape-retentive
- Good dissipation of shear forces
- Very good damping and good pressure redistribution
- High elongation
- High shock absorption
- Good bonding characteristics with 636W71 CP contact adhesive
- Washable
- Not thermoformable

Information material

646F295=EN_INT

Padding materials poster



Technical data

Article number	Length	Width	Thickness
616S116=50X50X0.3	50 cm	50 cm	0.3 cm
616S116=50X50X0.6	50 cm	50 cm	0.6 cm
616S116=50X50X0.9	50 cm	50 cm	0.9 cm

Padding

Padding



Technogel® sheet

Reference number 616S8

- For the padding of FOs, AFOs and KAFOs
- As bedding material in the fabrication of prosthetic sockets
- For the padding of seating shells in rehabilitation
- PU gel with PU film on both sides
- Hardness approx. Shore A 2.5 - 10
- Density: approx. 1006 kg/m³
- Shape-retentive
- Good dissipation of shear forces
- Very good damping and good pressure redistribution
- High elongation
- High shock absorption
- Good bonding characteristics with 636W71 CP contact adhesive
- Washable
- Not thermoformable

Information material

646F295=EN_INT

Padding materials poster



Technical data

Article number	Width	Length	Thickness	Colour
616S8=50X50X0.3-5	50 cm	50 cm	0.3 cm	Blue
616S8=50X50X0.6-5	50 cm	50 cm	0.6 cm	Blue



Pressed cork

Reference number 620P1

- For applications in orthopaedics and shoe technology
- Density: approx. 230 kg/m³
- Elastic
- High resilience
- Resistant against frictional wear
- Impermeable to liquids
- Not thermoformable



Technical data

Article number	Length	Width	Thickness
620P1=30	1000 mm	500 mm	30 mm
620P1=50	1000 mm	500 mm	50 mm



Flexible cork

Reference number 620P2

- For applications in orthopaedics and shoe technology
- Density: approx. 220 kg/m³
- Elastic
- High resilience
- Resistant against frictional wear
- Impermeable to liquids
- Not thermoformable



Technical data

Article number	Length	Width	Thickness
620P2=2	915 mm	610 mm	2 mm
620P2=3	915 mm	610 mm	3 mm
620P2=4	915 mm	610 mm	4 mm
620P2=5	915 mm	610 mm	5 mm
620P2=6	915 mm	610 mm	6 mm
620P2=8	915 mm	610 mm	8 mm
620P2=10	915 mm	610 mm	10 mm

Padding


Cork



Microcork

Reference number 620P4

- For applications in orthopaedics and shoe technology
- Hardness approx. Shore A 50
- Density: approx. 240 kg/m³
- Elastic
- High resilience
- Resistant against frictional wear
- Impermeable to liquids
- Good thermoforming properties at 130 °C (hotplate, convection oven)



Technical data

Article number	Length	Width	Thickness
620P4=2.5	1100 mm	850 mm	2.5 mm
620P4=4	1100 mm	850 mm	4 mm
620P4=6	1100 mm	850 mm	6 mm
620P4=8	1100 mm	850 mm	8 mm
620P4=10	1100 mm	850 mm	10 mm
620P4=12	1100 mm	850 mm	12 mm
620P4=25	1100 mm	850 mm	25 mm



Rubber cork

Reference number 620P3

- For applications in orthopaedics and shoe technology
- Heat-resistant
- Elastic
- High resilience
- Resistant against frictional wear
- Impermeable to liquids
- Not thermoformable



Information material

646A174=GB

Prepreg technology
product information

Technical data

Article number	Length	Width	Thickness
620P3=2	1000 mm	500 mm	2 mm
620P3=3	1000 mm	500 mm	3 mm
620P3=4	1000 mm	500 mm	4 mm
620P3=5	1000 mm	500 mm	5 mm
620P3=6	1000 mm	500 mm	6 mm
620P3=8	1000 mm	500 mm	8 mm



Practical recommendation 620P3

Suitable for prepreg technology as a separating layer for padding.



Chrome kid leather

Reference number 621J2

- For linings in orthopaedics and footwear specialism
- As upholstery leather for insoles
- Fine, soft leather



Technical data

Article number	Thickness
621J2	0.6-0.8 mm



Plain chamois sheep leather

Reference number 621S4

- For linings in orthopaedics and footwear specialism
- Soft, supple lining leather
- Good stretching properties



Technical data

Article number
621S4

- Sheepskin with grain (e.g. for sockets) = grain chamois leather



Blank calf leather

Reference number 621R1

- For use in orthopaedics and footwear specialism
- Ooze leather
- Lighter weight category
- Moderately greased
- Sometimes waxed
- Good carrying properties
- Good grip
- Supple
- Resistant to tearing
- Very good resistance to perspiration
- Waterproof
- Air permeable



Technical data

Article number	Version	Thickness
621R1=1-1.5	Side	1-1.5 mm

Padding


Leather



Orthopaedic chrome-tanned leather

Reference number 621R4

- For straps and buckles
- Chrome tanned calf leather
- Tough
- Resistant to tearing
- Resistant to repeated flexural stress and abrasion



Technical data

Article number	Version	Thickness
621R4=1.5-2	Side	1.5-2 mm



Orthopaedic leather

Reference number 621W2

- For sockets and sleeves in prosthetics and orthotics
- Partially tanned
- From cowhide
- Vegetable tanned
- Very good forming properties
- Good absorption of perspiration



Technical data

Article number	Version	Thickness
621W2=1.8-2	Side	1.8-2.0 mm
621W2=2-2.75	Side	2.0-2.75 mm
621W2=3-3.5	Side	3.0-3.5 mm



Cotton stockinette

Reference number 623T1

- As body protection stockinette for the plaster and casting technique
- As a spacer layer in vacuum forming or laminating
- Can be worn directly on the skin, e.g. in case of body jacket fittings
- Wide range of applications
- 100% cotton
- Good stretching properties

Technical data

Article number	Length	Width	Weight	Colour
623T1=4	32 m	4 cm	0.5 kg	Raw white
623T1=6	23.8 m	6 cm	0.5 kg	Raw white
623T1=8	17.2 m	8 cm	0.5 kg	Raw white
623T1=10	27.7 m	10 cm	1 kg	Raw white
623T1=12	25.6 m	12 cm	1 kg	Raw white
623T1=15	19.2 m	15 cm	1 kg	Raw white
623T1=20	14.9 m	20 cm	1 kg	Raw white
623T1=25	12.5 m	25 cm	1 kg	Raw white
623T1=30	10 m	30 cm	1 kg	Raw white
623T1=35	9.1 m	35 cm	1 kg	Raw white
623T1=40	7.7 m	40 cm	1 kg	Raw white



Felt cloth

Reference number 622P4

- For linings, e.g. in leather sleeves
- Density: approx. 190 kg/m³
- Good padding characteristics




Technical data

Article number	Width	Thickness	Weight	Colour
622P4=2	1800 mm	2 mm	0.6 kg	White

Padding

Cover fabrics



Velvetone

Reference number 623M8

- As a cover fabric in orthotics, e.g. for insoles
- 100% cotton
- One side roughened, the other side sunk
- Strong, satin-woven moleskin fabric
- Very thin



Technical data

Article number	Width	Colour
623M8	1500 mm	Beige

- Please indicate the required length in metres when ordering.





Helanca double-stretch synthetic leather

Reference number 621X*

- For padding and upholstery
- Especially well suited for areas subject to high stress, for example in rehabilitation
- Pleasantly soft
- Good grip
- Elastic
- Abrasion-resistant
- Resistant to tearing
- Easy to clean
- Resistant to urine and blood
- Resistant to disinfectants

Technical data

Article image	Article number	Length	Width	Colour
	621X2=1	1 m	1370 mm	White
	621X2=2	2 m	1370 mm	White
	621X2=5	5 m	1370 mm	White
	621X3=1	1 m	1370 mm	Beige
	621X3=2	2 m	1370 mm	Beige
	621X3=5	5 m	1370 mm	Beige



Carbon synthetic leather

Reference number 621X9

- Cover for orthoses, prostheses, wheelchairs and closures
- As an underlay for insoles
- 50% polyurethane, 50% polyamide
- High abrasion resistance
- Resistant to tearing
- Colour-fast
- Light-fast
- Suitable for cutting
- Suitable for punching
- Easy to sand
- Clean cut edges without fraying
- Well suited for bonding
- Can be thermoformed at 90 – 120 °C
- Minimal shrinkage

Product example



Technical data

Article number	Length	Width	Colour
621X9=1-7	1 m	1.46 m	Black
621X9=10-7	10 m	1.46 m	Black

i Practical recommendation 621X9

- Prepare a template using 616F1 PVC film.
- Transfer the shape to 621X9 carbon synthetic leather. In doing so, make sure the carbon pattern is consistently aligned to obtain a uniform overall appearance and to conceal joints.
- Use 636N9 contact adhesive for fixing. The surfaces to be glued must be dry and free of dust, oil and grease.
- For better draping characteristics, warm 621X9 carbon synthetic leather slightly with hot air.

Ottobock.
QUALITY FOR LIFE





Finishing

Thermopapers, socket decors, CarbonTEX and SuperSkin offer the opportunity to upgrade surfaces with new designs. Ottobock offers various individual finishing options that allow the look of prostheses and orthoses to be changed and adapted to the user's taste.

Our thermopapers are suitable for giving plastics such as ThermoLyn PE 200, ThermoLyn PP-C and ThermoLyn PP-H an attractive, designer look. Socket decors permit individual colouration with applications of the lamination technique.

With CarbonTEX, Ottobock offers a carbon look in various colours which is easy to realise as part of the regular lamination process.

With a SuperSkin coating, a foam cover for example can be spray coated with a liquid polyurethane plastic (PUR). The applied coating is elastic, water-repellent, UV-resistant and can be coloured according to the skin tone. Prostheses coated with Ottobock SuperSkin have an even more natural appearance and are for example more resistant against dirt.



Finishing

Thermopapers



Information material





646D1468=EN_INT	623P110/623S110 Tabaluga design product brief
646D550=EN_INT	Thermopapers & socket decors product information
646D696=EN	Finishing product information
646M70=ALL_INT	Thermopapers & socket decors collection

“Tabaluga” thermopaper

Reference number 623P110

- For custom colouring of synthetic materials such as ThermoLyn PE 200, ThermoLyn PP-C and ThermoLyn PP-H
- Unique selection of designs with the popular “Tabaluga” motif in the colours red, green, blue and white
- Environmentally friendly paper
- Tear-proof paper
- No additional workshop equipment or special technical knowledge required

Technical data

Article image	Article number	Length	Width	Colour
	623P110=2-2	2 m	75 cm	Red
	623P110=5-2	5 m	75 cm	Red
	623P110=2-3	2 m	75 cm	Green
	623P110=5-3	5 m	75 cm	Green
	623P110=2-5	2 m	75 cm	Blue
	623P110=5-5	5 m	75 cm	Blue
	623P110=2-6	2 m	75 cm	White
	623P110=5-6	5 m	75 cm	White



Information material

646D550=EN_INT	Thermopapers & socket decors product information
646D696=EN	Finishing product information
646M70=ALL_INT	Thermopapers & socket decors collection


“Giraffes, light green” thermopaper

Reference number 623P50

- For custom colouring of synthetic materials such as ThermoLyn PE 200, ThermoLyn PP-C and ThermoLyn PP-H
- Large selection of unique designs
- Environmentally friendly paper
- Tear-proof paper
- No additional workshop equipment or special technical knowledge required

Technical data

Article number	Length	Width	Colour
623P50=2	2 m	75 cm	Light green
623P50=5	5 m	75 cm	Light green
623P50=10	10 m	75 cm	Light green



“Starry sky, blue” thermopaper

Reference number 623P52

- For custom colouring of synthetic materials such as ThermoLyn PE 200, ThermoLyn PP-C and ThermoLyn PP-H
- Large selection of unique designs
- Environmentally friendly paper
- Tear-proof paper
- No additional workshop equipment or special technical knowledge required

Technical data

Article number	Length	Width	Colour
623P52=2	2 m	75 cm	Light blue
623P52=5	5 m	75 cm	Light blue
623P52=10	10 m	75 cm	Light blue

Information material

646D550=EN_INT	Thermopapers & socket decors product information
646D696=EN	Finishing product information
646M70=ALL_INT	Thermopapers & socket decors collection

Processing and usage examples for 623P*



Warm the synthetic material until it becomes completely transparent. Cut the thermopaper to size and apply it, with the design facing down, onto the precut component.



Carefully smooth the thermopaper from the middle towards the outside edges.



After approx. 20 seconds, pull the thermopaper off the material.

Finishing

Thermopapers



“Bears, red, blue, yellow” thermopaper

Reference number 623P97

- For custom colouring of synthetic materials such as ThermoLyn PE 200, ThermoLyn PP-C and ThermoLyn PP-H
- Large selection of unique designs
- Environmentally friendly paper
- Tear-proof paper
- No additional workshop equipment or special technical knowledge required

Technical data

Article number	Length	Width	Colour
623P97=2	2 m	75 cm	Red/blue/yellow
623P97=5	5 m	75 cm	Red/blue/yellow
623P97=10	10 m	75 cm	Red/blue/yellow

Information material

646D550=EN_INT	Thermopapers & socket decors product information
646D696=EN	Finishing product information
646M70=ALL_INT	Thermopapers & socket decors collection



“On the road” thermopaper

Reference number 623P98

- For custom colouring of synthetic materials such as ThermoLyn PE 200, ThermoLyn PP-C and ThermoLyn PP-H
- Large selection of unique designs
- Environmentally friendly paper
- Tear-proof paper
- No additional workshop equipment or special technical knowledge required

Technical data

Article number	Length	Width	Colour
623P98=2	2 m	75 cm	Green
623P98=5	5 m	75 cm	Green
623P98=10	10 m	75 cm	Green

Information material

646D550=EN_INT	Thermopapers & socket decors product information
646D696=EN	Finishing product information
646M70=ALL_INT	Thermopapers & socket decors collection



“Butterflies” thermopaper

Reference number 623P101

- For custom colouring of synthetic materials such as ThermoLyn PE 200, ThermoLyn PP-C and ThermoLyn PP-H
- Large selection of unique designs
- Environmentally friendly paper
- Tear-proof paper
- No additional workshop equipment or special technical knowledge required

Technical data

Article number	Length	Width	Colour
623P101=2	2 m	75 cm	Lilac
623P101=5	5 m	75 cm	Lilac
623P101=10	10 m	75 cm	Lilac

Information material

646D550=EN_INT	Thermopapers & socket decors product information
646D696=EN	Finishing product information
646M70=ALL_INT	Thermopapers & socket decors collection

Processing and usage examples for 623P*



Warm the synthetic material until it becomes completely transparent. Cut the thermopaper to size and apply it, with the design facing down, onto the precut component.



Carefully smooth the thermopaper from the middle towards the outside edges.



After approx. 20 seconds, pull the thermopaper off the material.

Finishing

Thermopapers



“Stars, pink” thermopaper

Reference number 623P60

- For custom colouring of synthetic materials such as ThermoLyn PE 200, ThermoLyn PP-C and ThermoLyn PP-H
- Large selection of unique designs
- Environmentally friendly paper
- Tear-proof paper
- No additional workshop equipment or special technical knowledge required

Technical data

Article number	Length	Width	Colour
623P60=2	2 m	75 cm	Pink
623P60=5	5 m	75 cm	Pink
623P60=10	10 m	75 cm	Pink

Information material

646D550=EN_INT	Thermopapers & socket decors product information
646D696=EN	Finishing product information
646M70=ALL_INT	Thermopapers & socket decors collection



“Bears, green, purple, orange” thermopaper

Reference number 623P99

- For custom colouring of synthetic materials such as ThermoLyn PE 200, ThermoLyn PP-C and ThermoLyn PP-H
- Large selection of unique designs
- Environmentally friendly paper
- Tear-proof paper
- No additional workshop equipment or special technical knowledge required

Technical data

Article number	Length	Width	Colour
623P99=2	2 m	75 cm	Green/purple/orange
623P99=5	5 m	75 cm	Green/purple/orange
623P99=10	10 m	75 cm	Green/purple/orange

Information material

646D550=EN_INT	Thermopapers & socket decors product information
646D696=EN	Finishing product information
646M70=ALL_INT	Thermopapers & socket decors collection



“Fox” thermopaper

Reference number 623P106

- For custom colouring of synthetic materials such as ThermoLyn PE 200, ThermoLyn PP-C and ThermoLyn PP-H
- Large selection of unique designs
- Environmentally friendly paper
- Tear-proof paper
- No additional workshop equipment or special technical knowledge required

Technical data

Article number	Length	Width
623P106=2	2 m	75 cm
623P106=5	5 m	75 cm
623P106=10	10 m	75 cm

Information material

646D550=EN_INT	Thermopapers & socket decors product information
646D696=EN	Finishing product information
646M70=ALL_INT	Thermopapers & socket decors collection

Processing and usage examples for 623P*



Warm the synthetic material until it becomes completely transparent. Cut the thermopaper to size and apply it, with the design facing down, onto the precut component.



Carefully smooth the thermopaper from the middle towards the outside edges.



After approx. 20 seconds, pull the thermopaper off the material.

Finishing

Thermopapers



Information material

646D550=EN_INT	Thermopapers & socket decors product information
646D696=EN	Finishing product information
646M70=ALL_INT	Thermopapers & socket decors collection

“Bears, blue, green, grey” thermopaper

Reference number 623P100

- For custom colouring of synthetic materials such as ThermoLyn PE 200, ThermoLyn PP-C and ThermoLyn PP-H
- Large selection of unique designs
- Environmentally friendly paper
- Tear-proof paper
- No additional workshop equipment or special technical knowledge required

Technical data

Article number	Length	Width	Colour
623P100=2	2 m	75 cm	Blue/green/grey
623P100=5	5 m	75 cm	Blue/green/grey
623P100=10	10 m	75 cm	Blue/green/grey



Information material

646D550=EN_INT	Thermopapers & socket decors product information
646D696=EN	Finishing product information
646M70=ALL_INT	Thermopapers & socket decors collection


“Kaleidoscope, black, red” thermopaper

Reference number 623P92

- For custom colouring of synthetic materials such as ThermoLyn PE 200, ThermoLyn PP-C and ThermoLyn PP-H
- Large selection of unique designs
- Environmentally friendly paper
- Tear-proof paper
- No additional workshop equipment or special technical knowledge required

Technical data

Article number	Length	Width	Colour
623P92=2	2 m	75 cm	Black/red
623P92=5	5 m	75 cm	Black/red
623P92=10	10 m	75 cm	Black/red



“Kaleidoscope, black, white” thermopaper

Reference number 623P93

- For custom colouring of synthetic materials such as ThermoLyn PE 200, ThermoLyn PP-C and ThermoLyn PP-H
- Large selection of unique designs
- Environmentally friendly paper
- Tear-proof paper
- No additional workshop equipment or special technical knowledge required

Technical data

Article number	Length	Width	Colour
623P93=2	2 m	75 cm	Black/white
623P93=5	5 m	75 cm	Black/white
623P93=10	10 m	75 cm	Black/white

Information material

646D550=EN_INT	Thermopapers & socket decors product information
646D696=EN	Finishing product information
646M70=ALL_INT	Thermopapers & socket decors collection

Processing and usage examples for 623P*



Warm the synthetic material until it becomes completely transparent. Cut the thermopaper to size and apply it, with the design facing down, onto the precut component.




Carefully smooth the thermopaper from the middle towards the outside edges.



After approx. 20 seconds, pull the thermopaper off the material.

Finishing

Thermopapers



“Mandala, to colour it yourself” thermopaper

Reference number 623P103

- For custom colouring of synthetic materials such as ThermoLyn PE 200, ThermoLyn PP-C and ThermoLyn PP-H
- Large selection of unique designs
- Environmentally friendly paper
- Tear-proof paper
- No additional workshop equipment or special technical knowledge required

Technical data

Article number	Length	Width	Colour
623P103=2	2 m	75 cm	White/black
623P103=5	5 m	75 cm	White/black
623P103=10	10 m	75 cm	White/black

Information material

646D550=EN_INT	Thermopapers & socket decors product information
646D696=EN	Finishing product information
646M70=ALL_INT	Thermopapers & socket decors collection



“Muscles, white, black” thermopaper

Reference number 623P94

- For custom colouring of synthetic materials such as ThermoLyn PE 200, ThermoLyn PP-C and ThermoLyn PP-H
- Large selection of unique designs
- Environmentally friendly paper
- Tear-proof paper
- No additional workshop equipment or special technical knowledge required

Technical data

Article number	Length	Width	Colour
623P94=2	2 m	75 cm	White/black
623P94=5	5 m	75 cm	White/black
623P94=10	10 m	75 cm	White/black

Information material

646D550=EN_INT	Thermopapers & socket decors product information
646D696=EN	Finishing product information
646M70=ALL_INT	Thermopapers & socket decors collection



“Faces” thermopaper

Reference number 623P85

- For custom colouring of synthetic materials such as ThermoLyn PE 200, ThermoLyn PP-C and ThermoLyn PP-H
- Large selection of unique designs
- Environmentally friendly paper
- Tear-proof paper
- No additional workshop equipment or special technical knowledge required

Technical data

Article number	Length	Width
623P85=2	2 m	75 cm
623P85=5	5 m	75 cm
623P85=10	10 m	75 cm

Information material

646D550=EN_INT	Thermopapers & socket decors product information
646D696=EN	Finishing product information
646M70=ALL_INT	Thermopapers & socket decors collection

Processing and usage examples for 623P*



Warm the synthetic material until it becomes completely transparent. Cut the thermopaper to size and apply it, with the design facing down, onto the precut component.



Carefully smooth the thermopaper from the middle towards the outside edges.



After approx. 20 seconds, pull the thermopaper off the material.

Finishing

Thermopapers



“Raindrops” thermopaper

Reference number 623P87


- For custom colouring of synthetic materials such as ThermoLyn PE 200, ThermoLyn PP-C and ThermoLyn PP-H
- Large selection of unique designs
- Environmentally friendly paper
- Tear-proof paper
- No additional workshop equipment or special technical knowledge required

Technical data

Article number	Length	Width	Colour
623P87=2	2 m	75 cm	Blue
623P87=5	5 m	75 cm	Blue
623P87=10	10 m	75 cm	Blue

Information material

646D550=EN_INT	Thermopapers & socket decors product information
646D696=EN	Finishing product information
646M70=ALL_INT	Thermopapers & socket decors collection



“Concrete” thermopaper

Reference number 623P88

- For custom colouring of synthetic materials such as ThermoLyn PE 200, ThermoLyn PP-C and ThermoLyn PP-H
- Large selection of unique designs
- Environmentally friendly paper
- Tear-proof paper
- No additional workshop equipment or special technical knowledge required

Technical data

Article number	Length	Width	Colour
623P88=2	2 m	75 cm	Grey
623P88=5	5 m	75 cm	Grey
623P88=10	10 m	75 cm	Grey

Information material

646D550=EN_INT	Thermopapers & socket decors product information
646D696=EN	Finishing product information
646M70=ALL_INT	Thermopapers & socket decors collection



“Camouflage Earth” thermopaper

Reference number 623P86

- For custom colouring of synthetic materials such as ThermoLyn PE 200, ThermoLyn PP-C and ThermoLyn PP-H
- Large selection of unique designs
- Environmentally friendly paper
- Tear-proof paper
- No additional workshop equipment or special technical knowledge required

Technical data

Article number	Length	Width	Colour
623P86=2	2 m	75 cm	Green
623P86=5	5 m	75 cm	Green
623P86=10	10 m	75 cm	Green

Information material

646D550=EN_INT	Thermopapers & socket decors product information
646D696=EN	Finishing product information
646M70=ALL_INT	Thermopapers & socket decors collection

Processing and usage examples for 623P*



Warm the synthetic material until it becomes completely transparent. Cut the thermopaper to size and apply it, with the design facing down, onto the precut component.



Carefully smooth the thermopaper from the middle towards the outside edges.



After approx. 20 seconds, pull the thermopaper off the material.

Finishing

Thermopapers



“Mini jeans” thermopaper

Reference number 623P62

- For custom colouring of synthetic materials such as ThermoLyn PE 200, ThermoLyn PP-C and ThermoLyn PP-H
- Large selection of unique designs
- Environmentally friendly paper
- Tear-proof paper
- No additional workshop equipment or special technical knowledge required

Technical data

Article number	Length	Width	Colour
623P62=2	2 m	75 cm	Blue
623P62=5	5 m	75 cm	Blue
623P62=10	10 m	75 cm	Blue

Information material

646D550=EN_INT	Thermopapers & socket decors product information
646D696=EN	Finishing product information
646M70=ALL_INT	Thermopapers & socket decors collection



“Mega jeans” thermopaper

Reference number 623P61

- For custom colouring of synthetic materials such as ThermoLyn PE 200, ThermoLyn PP-C and ThermoLyn PP-H
- Large selection of unique designs
- Environmentally friendly paper
- Tear-proof paper
- No additional workshop equipment or special technical knowledge required

Technical data

Article number	Length	Width	Colour
623P61=2	2 m	75 cm	Blue
623P61=5	5 m	75 cm	Blue
623P61=10	10 m	75 cm	Blue

Information material

646D550=EN_INT	Thermopapers & socket decors product information
646D696=EN	Finishing product information
646M70=ALL_INT	Thermopapers & socket decors collection



“Modern jeans” thermopaper

Reference number 623P84

- For custom colouring of synthetic materials such as ThermoLyn PE 200, ThermoLyn PP-C and ThermoLyn PP-H
- Large selection of unique designs
- Environmentally friendly paper
- Tear-proof paper
- No additional workshop equipment or special technical knowledge required

Technical data

Article number	Length	Width	Colour
623P84=2	2 m	75 cm	Blue
623P84=5	5 m	75 cm	Blue
623P84=10	10 m	75 cm	Blue

Information material

646D550=EN_INT	Thermopapers & socket decors product information
646D696=EN	Finishing product information
646M70=ALL_INT	Thermopapers & socket decors collection

Processing and usage examples for 623P*



Warm the synthetic material until it becomes completely transparent. Cut the thermopaper to size and apply it, with the design facing down, onto the precut component.



Carefully smooth the thermopaper from the middle towards the outside edges.



After approx. 20 seconds, pull the thermopaper off the material.

Finishing

Thermopapers



“Carbon, sand” thermopaper

Reference number 623P107


- For custom colouring of synthetic materials such as ThermoLyn PE 200, ThermoLyn PP-C and ThermoLyn PP-H
- Large selection of unique designs
- Environmentally friendly paper
- Tear-proof paper
- No additional workshop equipment or special technical knowledge required

Technical data

Article number	Length	Width	Colour
623P107=2	2 m	75 cm	Sand
623P107=5	5 m	75 cm	Sand
623P107=10	10 m	75 cm	Sand

Information material

646D550=EN_INT	Thermopapers & socket decors product information
646D696=EN	Finishing product information
646M70=ALL_INT	Thermopapers & socket decors collection



“Carbon, raspberry red” thermopaper

Reference number 623P89


- For custom colouring of synthetic materials such as ThermoLyn PE 200, ThermoLyn PP-C and ThermoLyn PP-H
- Large selection of unique designs
- Environmentally friendly paper
- Tear-proof paper
- No additional workshop equipment or special technical knowledge required

Technical data

Article number	Length	Width	Colour
623P89=2	2 m	75 cm	Raspberry red
623P89=5	5 m	75 cm	Raspberry red
623P89=10	10 m	75 cm	Raspberry red

Information material

646D550=EN_INT	Thermopapers & socket decors product information
646D696=EN	Finishing product information
646M70=ALL_INT	Thermopapers & socket decors collection



“Carbon, water blue” thermopaper

Reference number 623P90

- For custom colouring of synthetic materials such as ThermoLyn PE 200, ThermoLyn PP-C and ThermoLyn PP-H
- Large selection of unique designs
- Environmentally friendly paper
- Tear-proof paper
- No additional workshop equipment or special technical knowledge required

Technical data

Article number	Length	Width	Colour
623P90=2	2 m	75 cm	Water blue
623P90=5	5 m	75 cm	Water blue
623P90=10	10 m	75 cm	Water blue

Information material

646D550=EN_INT	Thermopapers & socket decors product information
646D696=EN	Finishing product information
646M70=ALL_INT	Thermopapers & socket decors collection

Processing and usage examples for 623P*



Warm the synthetic material until it becomes completely transparent. Cut the thermopaper to size and apply it, with the design facing down, onto the precut component.



Carefully smooth the thermopaper from the middle towards the outside edges.



After approx. 20 seconds, pull the thermopaper off the material.

Finishing

Thermopapers



“Carbon, heavy grey” thermopaper

Reference number 623P74

- For custom colouring of synthetic materials such as ThermoLyn PE 200, ThermoLyn PP-C and ThermoLyn PP-H
- Large selection of unique designs
- Environmentally friendly paper
- Tear-proof paper
- No additional workshop equipment or special technical knowledge required

Technical data

Article number	Length	Width	Colour
623P74=2	2 m	75 cm	Dark grey
623P74=5	5 m	75 cm	Dark grey
623P74=10	10 m	75 cm	Dark grey

Information material

646D550=EN_INT	Thermopapers & socket decors product information
646D696=EN	Finishing product information
646M70=ALL_INT	Thermopapers & socket decors collection



“Uni, beige” thermopaper

Reference number 623P96

- For custom colouring of synthetic materials such as ThermoLyn PE 200, ThermoLyn PP-C and ThermoLyn PP-H
- Large selection of unique designs
- Environmentally friendly paper
- Tear-proof paper
- No additional workshop equipment or special technical knowledge required

Technical data

Article number	Length	Width	Colour
623P96=2	2 m	75 cm	Beige
623P96=5	5 m	75 cm	Beige
623P96=10	10 m	75 cm	Beige

Information material

646D550=EN_INT	Thermopapers & socket decors product information
646D696=EN	Finishing product information
646M70=ALL_INT	Thermopapers & socket decors collection



“Uni, black” thermopaper

Reference number 623P95

- For custom colouring of synthetic materials such as ThermoLyn PE 200, ThermoLyn PP-C and ThermoLyn PP-H
- Large selection of unique designs
- Environmentally friendly paper
- Tear-proof paper
- No additional workshop equipment or special technical knowledge required

Technical data

Article number	Length	Width	Colour
623P95=2	2 m	75 cm	Black
623P95=5	5 m	75 cm	Black
623P95=10	10 m	75 cm	Black

Information material

646D550=EN_INT	Thermopapers & socket decors product information
646D696=EN	Finishing product information
646M70=ALL_INT	Thermopapers & socket decors collection

Processing and usage examples for 623P*



Warm the synthetic material until it becomes completely transparent. Cut the thermopaper to size and apply it, with the design facing down, onto the precut component.




Carefully smooth the thermopaper from the middle towards the outside edges.



After approx. 20 seconds, pull the thermopaper off the material.

Finishing

Socket decors











“Tabaluga” socket decore

Reference number 623S110

- For custom colouring with lamination technique
- Unique selection of designs with the popular “Tabaluga” motif in the colours red, green, blue and white
- Proven tubular fabric
- No additional workshop equipment or special technical knowledge required

Technical data

Article image	Article number	Length	Width	Colour
	623S110=15-2	1.5 m	15 cm	Red
	623S110=20-2	1.5 m	20 cm	Red
	623S110=15-3	1.5 m	15 cm	Green
	623S110=20-3	1.5 m	20 cm	Green
	623S110=15-5	1.5 m	15 cm	Blue
	623S110=20-5	1.5 m	20 cm	Blue
	623S110=15-6	1.5 m	15 cm	White
	623S110=20-6	1.5 m	20 cm	White

Information material

646D1468=EN_INT	623P110/623S110 Tabaluga design product brief
646D550=EN_INT	Thermopapers & socket decors product information
646D696=EN	Finishing product information
646M70=ALL_INT	Thermopapers & socket decors collection



“Giraffes, light green” socket decor

Reference number 623S50

- For custom colouring with lamination technique
- Large selection of unique designs
- Proven tubular fabric
- No additional workshop equipment or special technical knowledge required

Technical data

Article number	Length	Width	Colour
623S50=15	1.5 m	15 cm	Light green
623S50=20	1.5 m	20 cm	Light green

Information material

646D550=EN_INT	Thermopapers & socket decors product information
646D696=EN	Finishing product information
646M70=ALL_INT	Thermopapers & socket decors collection

Processing and usage examples for 623S*



Pull the decorative fabric around the socket model with the design facing inwards. Using your hand to hold the decorative fabric taut, trace along the contour of the socket using a pencil. Do not use permanent markers, ball-point pens, etc., because these could cause discolouration during the laminating process.




Take in the decorative fabric, leaving 5 mm between the stitches and the inside of the marked line. Allow the distal seam to taper off. This means the seam can be seen only on the medial side. Using scissors, trim the decorative fabric along the seam to a maximum of 2 mm.



Turn the decorative fabric inside out so that the design is facing outwards, and then pull it over the socket model. Place the seam in an inconspicuous position on the socket (e.g. medially).

Finishing

Socket decors



“Starry sky, blue” socket decor

Reference number 623S52

- For custom colouring with lamination technique
- Large selection of unique designs
- Proven tubular fabric
- No additional workshop equipment or special technical knowledge required

Technical data

Article number	Length	Width	Colour
623S52=15	1.5 m	15 cm	Light blue
623S52=20	1.5 m	20 cm	Light blue

Information material

646D550=EN_INT	Thermopapers & socket decors product information
646D696=EN	Finishing product information
646M70=ALL_INT	Thermopapers & socket decors collection



“Bears, red, blue, yellow” socket decor

Reference number 623S97

- For custom colouring with lamination technique
- Large selection of unique designs
- Proven tubular fabric
- No additional workshop equipment or special technical knowledge required

Technical data

Article number	Length	Width	Colour
623S97=15	1.5 m	15 cm	Red/blue/yellow
623S97=20	1.5 m	20 cm	Red/blue/yellow

Information material

646D550=EN_INT	Thermopapers & socket decors product information
646D696=EN	Finishing product information
646M70=ALL_INT	Thermopapers & socket decors collection



“On the road” socket decor

Reference number 623S98

- For custom colouring with lamination technique
- Large selection of unique designs
- Proven tubular fabric
- No additional workshop equipment or special technical knowledge required

Technical data

Article number	Length	Width	Colour
623S98=15	1.5 m	15 cm	Green
623S98=20	1.5 m	20 cm	Green

Information material

646D550=EN_INT	Thermopapers & socket decors product information
646D696=EN	Finishing product information
646M70=ALL_INT	Thermopapers & socket decors collection

Processing and usage examples for 623S*



Pull the decorative fabric around the socket model with the design facing inwards. Using your hand to hold the decorative fabric taut, trace along the contour of the socket using a pencil. Do not use permanent markers, ball-point pens, etc., because these could cause discolouration during the laminating process.



Take in the decorative fabric, leaving 5 mm between the stitches and the inside of the marked line. Allow the distal seam to taper off. This means the seam can be seen only on the medial side. Using scissors, trim the decorative fabric along the seam to a maximum of 2 mm.



Turn the decorative fabric inside out so that the design is facing outwards, and then pull it over the socket model. Place the seam in an inconspicuous position on the socket (e.g. medially).

Finishing

Socket decors



“Butterflies” socket decor

Reference number 623S101

- For custom colouring with lamination technique
- Large selection of unique designs
- Proven tubular fabric
- No additional workshop equipment or special technical knowledge required

Technical data

Article number	Length	Width	Colour
623S101=15	1.5 m	15 cm	Lilac
623S101=20	1.5 m	20 cm	Lilac

Information material

646D550=EN_INT	Thermopapers & socket decors product information
646D696=EN	Finishing product information
646M70=ALL_INT	Thermopapers & socket decors collection



“Stars, pink” socket decor

Reference number 623S60

- For custom colouring with lamination technique
- Large selection of unique designs
- Proven tubular fabric
- No additional workshop equipment or special technical knowledge required

Technical data

Article number	Length	Width	Colour
623S60=15	1.5 m	15 cm	Pink
623S60=20	1.5 m	20 cm	Pink

Information material

646D550=EN_INT	Thermopapers & socket decors product information
646D696=EN	Finishing product information
646M70=ALL_INT	Thermopapers & socket decors collection



“Bears, green, purple, orange” socket decor

Reference number 623S99

- For custom colouring with lamination technique
- Large selection of unique designs
- Proven tubular fabric
- No additional workshop equipment or special technical knowledge required

Technical data

Article number	Length	Width	Colour
623S99=15	1.5 m	15 cm	Green/purple/orange
623S99=20	1.5 m	20 cm	Green/purple/orange

Information material

646D550=EN_INT	Thermopapers & socket decors product information
646D696=EN	Finishing product information
646M70=ALL_INT	Thermopapers & socket decors collection

Processing and usage examples for 623S*



Pull the decorative fabric around the socket model with the design facing inwards. Using your hand to hold the decorative fabric taut, trace along the contour of the socket using a pencil. Do not use permanent markers, ball-point pens, etc., because these could cause discolouration during the laminating process.



Take in the decorative fabric, leaving 5 mm between the stitches and the inside of the marked line. Allow the distal seam to taper off. This means the seam can be seen only on the medial side. Using scissors, trim the decorative fabric along the seam to a maximum of 2 mm.



Turn the decorative fabric inside out so that the design is facing outwards, and then pull it over the socket model. Place the seam in an inconspicuous position on the socket (e.g. medially).

Finishing

Socket decors



“Fox” socket decor

Reference number 623S106

- For custom colouring with lamination technique
- Large selection of unique designs
- Proven tubular fabric
- No additional workshop equipment or special technical knowledge required

Technical data

Article number	Length	Width
623S106=15	1.5 m	15 cm
623S106=20	1.5 m	20 cm

Information material

646D550=EN_INT	Thermopapers & socket decors product information
646D696=EN	Finishing product information
646M70=ALL_INT	Thermopapers & socket decors collection



“Bears, blue, green, grey” socket decor

Reference number 623S100


- For custom colouring with lamination technique
- Large selection of unique designs
- Proven tubular fabric
- No additional workshop equipment or special technical knowledge required

Technical data

Article number	Length	Width	Colour
623S100=15	1.5 m	15 cm	Blue/green/grey
623S100=20	1.5 m	20 cm	Blue/green/grey

Information material

646D550=EN_INT	Thermopapers & socket decors product information
646D696=EN	Finishing product information
646M70=ALL_INT	Thermopapers & socket decors collection



“Kaleidoscope, black, red” socket decor

Reference number 623S92

- For custom colouring with lamination technique
- Large selection of unique designs
- Proven tubular fabric
- No additional workshop equipment or special technical knowledge required

Technical data

Article number	Length	Width	Colour
623S92=15	1.5 m	15 cm	Black/red
623S92=20	1.5 m	20 cm	Black/red

Information material

646D550=EN_INT	Thermopapers & socket decors product information
646D696=EN	Finishing product information
646M70=ALL_INT	Thermopapers & socket decors collection

Processing and usage examples for 623S*



Pull the decorative fabric around the socket model with the design facing inwards. Using your hand to hold the decorative fabric taut, trace along the contour of the socket using a pencil. Do not use permanent markers, ball-point pens, etc., because these could cause discolouration during the laminating process.




Take in the decorative fabric, leaving 5 mm between the stitches and the inside of the marked line. Allow the distal seam to taper off. This means the seam can be seen only on the medial side. Using scissors, trim the decorative fabric along the seam to a maximum of 2 mm.



Turn the decorative fabric inside out so that the design is facing outwards, and then pull it over the socket model. Place the seam in an inconspicuous position on the socket (e.g. medially).

Finishing

Socket decors



“Kaleidoscope, black, white” socket decor

Reference number 623S93


- For custom colouring with lamination technique
- Large selection of unique designs
- Proven tubular fabric
- No additional workshop equipment or special technical knowledge required

Technical data

Article number	Length	Width	Colour
623S93=15	1.5 m	15 cm	Black/white
623S93=20	1.5 m	20 cm	Black/white

Information material

646D550=EN_INT	Thermopapers & socket decors product information
646D696=EN	Finishing product information
646M70=ALL_INT	Thermopapers & socket decors collection



Socket decor “mandala, to colour it yourself”

Reference number 623S103

- For custom colouring with lamination technique
- Large selection of unique designs
- Proven tubular fabric
- No additional workshop equipment or special technical knowledge required

Technical data

Article number	Length	Width	Colour
623S103=15	1.5 m	15 cm	White/black
623S103=20	1.5 m	20 cm	White/black

Information material

646D550=EN_INT	Thermopapers & socket decors product information
646D696=EN	Finishing product information
646M70=ALL_INT	Thermopapers & socket decors collection



“Muscles, white, black” socket decor

Reference number 623S94

- For custom colouring with lamination technique
- Large selection of unique designs
- Proven tubular fabric
- No additional workshop equipment or special technical knowledge required

Technical data

Article number	Length	Width	Colour
623S94=15	1.5 m	15 cm	White/black
623S94=20	1.5 m	20 cm	White/black

Information material

646D550=EN_INT	Thermopapers & socket decors product information
646D696=EN	Finishing product information
646M70=ALL_INT	Thermopapers & socket decors collection

Processing and usage examples for 623S*



Pull the decorative fabric around the socket model with the design facing inwards. Using your hand to hold the decorative fabric taut, trace along the contour of the socket using a pencil. Do not use permanent markers, ball-point pens, etc., because these could cause discolouration during the laminating process.




Take in the decorative fabric, leaving 5 mm between the stitches and the inside of the marked line. Allow the distal seam to taper off. This means the seam can be seen only on the medial side. Using scissors, trim the decorative fabric along the seam to a maximum of 2 mm.



Turn the decorative fabric inside out so that the design is facing outwards, and then pull it over the socket model. Place the seam in an inconspicuous position on the socket (e.g. medially).

Finishing

Socket decors



“Faces” socket decor

Reference number 623S85

- For custom colouring with lamination technique
- Large selection of unique designs
- Proven tubular fabric
- No additional workshop equipment or special technical knowledge required

Technical data

Article number	Length	Width
623S85=15	1.5 m	15 cm
623S85=20	1.5 m	20 cm

Information material

646D550=EN_INT	Thermopapers & socket decors product information
646D696=EN	Finishing product information
646M70=ALL_INT	Thermopapers & socket decors collection



“Raindrops” socket decor

Reference number 623S87


- For custom colouring with lamination technique
- Large selection of unique designs
- Proven tubular fabric
- No additional workshop equipment or special technical knowledge required

Technical data

Article number	Length	Width	Colour
623S87=15	1.5 m	15 cm	Blue
623S87=20	1.5 m	20 cm	Blue

Information material

646D550=EN_INT	Thermopapers & socket decors product information
646D696=EN	Finishing product information
646M70=ALL_INT	Thermopapers & socket decors collection



“Concrete” socket decor

Reference number 623S88

- For custom colouring with lamination technique
- Large selection of unique designs
- Proven tubular fabric
- No additional workshop equipment or special technical knowledge required

Technical data

Article number	Length	Width	Colour
623S88=15	1.5 m	15 cm	Grey
623S88=20	1.5 m	20 cm	Grey

Information material

646D550=EN_INT	Thermopapers & socket decors product information
646D696=EN	Finishing product information
646M70=ALL_INT	Thermopapers & socket decors collection

Processing and usage examples for 623S*



Pull the decorative fabric around the socket model with the design facing inwards. Using your hand to hold the decorative fabric taut, trace along the contour of the socket using a pencil. Do not use permanent markers, ball-point pens, etc., because these could cause discolouration during the laminating process.



Take in the decorative fabric, leaving 5 mm between the stitches and the inside of the marked line. Allow the distal seam to taper off. This means the seam can be seen only on the medial side. Using scissors, trim the decorative fabric along the seam to a maximum of 2 mm.



Turn the decorative fabric inside out so that the design is facing outwards, and then pull it over the socket model. Place the seam in an inconspicuous position on the socket (e.g. medially).

Finishing

Socket decors



“Camouflage Earth” socket decor

Reference number 623S86

- For custom colouring with lamination technique
- Large selection of unique designs
- Proven tubular fabric
- No additional workshop equipment or special technical knowledge required

Technical data

Article number	Length	Width	Colour
623S86=15	1.5 m	15 cm	Green
623S86=20	1.5 m	20 cm	Green

Information material

646D550=EN_INT	Thermopapers & socket decors product information
646D696=EN	Finishing product information
646M70=ALL_INT	Thermopapers & socket decors collection



“Mini jeans” socket decor

Reference number 623S62


- For custom colouring with lamination technique
- Large selection of unique designs
- Proven tubular fabric
- No additional workshop equipment or special technical knowledge required

Technical data

Article number	Length	Width	Colour
623S62=15	1.5 m	15 cm	Blue
623S62=20	1.5 m	20 cm	Blue

Information material

646D550=EN_INT	Thermopapers & socket decors product information
646D696=EN	Finishing product information
646M70=ALL_INT	Thermopapers & socket decors collection



“Mega jeans” socket decor

Reference number 623S61

- For custom colouring with lamination technique
- Large selection of unique designs
- Proven tubular fabric
- No additional workshop equipment or special technical knowledge required

Technical data

Article number	Length	Width	Colour
623S61=15	1.5 m	15 cm	Blue
623S61=20	1.5 m	20 cm	Blue

Information material

646D550=EN_INT	Thermopapers & socket decors product information
646D696=EN	Finishing product information
646M70=ALL_INT	Thermopapers & socket decors collection

Processing and usage examples for 623S*



Pull the decorative fabric around the socket model with the design facing inwards. Using your hand to hold the decorative fabric taut, trace along the contour of the socket using a pencil. Do not use permanent markers, ball-point pens, etc., because these could cause discolouration during the laminating process.



Take in the decorative fabric, leaving 5 mm between the stitches and the inside of the marked line. Allow the distal seam to taper off. This means the seam can be seen only on the medial side. Using scissors, trim the decorative fabric along the seam to a maximum of 2 mm.



Turn the decorative fabric inside out so that the design is facing outwards, and then pull it over the socket model. Place the seam in an inconspicuous position on the socket (e.g. medially).

Finishing

Socket decors



“Modern jeans” socket decor

Reference number 623S84


- For custom colouring with lamination technique
- Large selection of unique designs
- Proven tubular fabric
- No additional workshop equipment or special technical knowledge required

Technical data

Article number	Length	Width	Colour
623S84=15	1.5 m	15 cm	Blue
623S84=20	1.5 m	20 cm	Blue

Information material

646D550=EN_INT	Thermopapers & socket decors product information
646D696=EN	Finishing product information
646M70=ALL_INT	Thermopapers & socket decors collection



“Carbon, sand” socket decor

Reference number 623S107


- For custom colouring with lamination technique
- Large selection of unique designs
- Proven tubular fabric
- No additional workshop equipment or special technical knowledge required

Technical data

Article number	Length	Width	Colour
623S107=15	1.5 m	15 cm	Sand
623S107=20	1.5 m	20 cm	Sand

Information material

646D550=EN_INT	Thermopapers & socket decors product information
646D696=EN	Finishing product information
646M70=ALL_INT	Thermopapers & socket decors collection



“Carbon, raspberry red” socket decor

Reference number 623S89

- For custom colouring with lamination technique
- Large selection of unique designs
- Proven tubular fabric
- No additional workshop equipment or special technical knowledge required

Technical data

Article number	Length	Width	Colour
623S89=15	1.5 m	15 cm	Raspberry red
623S89=20	1.5 m	20 cm	Raspberry red

Information material

646D550=EN_INT	Thermopapers & socket decors product information
646D696=EN	Finishing product information
646M70=ALL_INT	Thermopapers & socket decors collection

Processing and usage examples for 623S*



Pull the decorative fabric around the socket model with the design facing inwards. Using your hand to hold the decorative fabric taut, trace along the contour of the socket using a pencil. Do not use permanent markers, ball-point pens, etc., because these could cause discolouration during the laminating process.




Take in the decorative fabric, leaving 5 mm between the stitches and the inside of the marked line. Allow the distal seam to taper off. This means the seam can be seen only on the medial side. Using scissors, trim the decorative fabric along the seam to a maximum of 2 mm.



Turn the decorative fabric inside out so that the design is facing outwards, and then pull it over the socket model. Place the seam in an inconspicuous position on the socket (e.g. medially).

Finishing

Socket decors



“Carbon, water blue” socket decor

Reference number 623S90

- For custom colouring with lamination technique
- Large selection of unique designs
- Proven tubular fabric
- No additional workshop equipment or special technical knowledge required

Technical data

Article number	Length	Width	Colour
623S90=15	1.5 m	15 cm	Water blue
623S90=20	1.5 m	20 cm	Water blue

Information material

646D550=EN_INT	Thermopapers & socket decors product information
646D696=EN	Finishing product information
646M70=ALL_INT	Thermopapers & socket decors collection



Socket decor “carbon, heavy grey”

Reference number 623S74

- For custom colouring with lamination technique
- Large selection of unique designs
- Proven tubular fabric
- No additional workshop equipment or special technical knowledge required

Technical data

Article number	Length	Width	Colour
623S74=15-7	1.5 m	15 cm	Dark grey
623S74=20-7	1.5 m	20 cm	Dark grey

Information material

646D550=EN_INT	Thermopapers & socket decors product information
646D696=EN	Finishing product information
646M70=ALL_INT	Thermopapers & socket decors collection



“Uni, beige” socket decor

Reference number 623S96

- For custom colouring with lamination technique
- Large selection of unique designs
- Proven tubular fabric
- No additional workshop equipment or special technical knowledge required

Technical data

Article number	Length	Width	Colour
623S96=15	1.5 m	15 cm	Beige
623S96=20	1.5 m	20 cm	Beige

Information material

646D550=EN_INT	Thermopapers & socket decors product information
646D696=EN	Finishing product information
646M70=ALL_INT	Thermopapers & socket decors collection

Processing and usage examples for 623S*



Pull the decorative fabric around the socket model with the design facing inwards. Using your hand to hold the decorative fabric taut, trace along the contour of the socket using a pencil. Do not use permanent markers, ball-point pens, etc., because these could cause discolouration during the laminating process.



Take in the decorative fabric, leaving 5 mm between the stitches and the inside of the marked line. Allow the distal seam to taper off. This means the seam can be seen only on the medial side. Using scissors, trim the decorative fabric along the seam to a maximum of 2 mm.



Turn the decorative fabric inside out so that the design is facing outwards, and then pull it over the socket model. Place the seam in an inconspicuous position on the socket (e.g. medially).

Finishing

Socket decors



“Uni, black” socket decor

Reference number 623S95

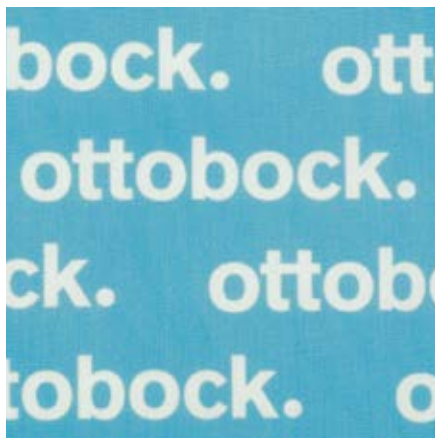
- For custom colouring with lamination technique
- Large selection of unique designs
- Proven tubular fabric
- No additional workshop equipment or special technical knowledge required

Technical data

Article number	Length	Width	Colour
623S95=15	1.5 m	15 cm	Black
623S95=20	1.5 m	20 cm	Black

Information material

646D550=EN_INT	Thermopapers & socket decors product information
646D696=EN	Finishing product information
646M70=ALL_INT	Thermopapers & socket decors collection



“Ottobock, light blue” socket decor

Reference number 623S81

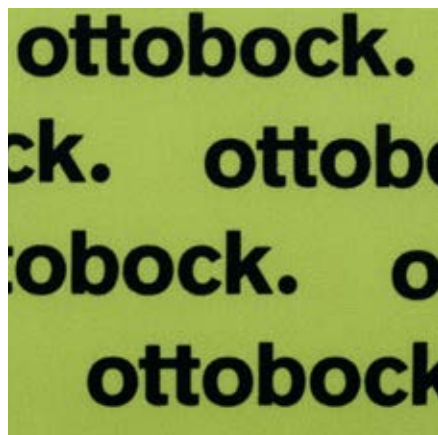
- For custom colouring with lamination technique
- Large selection of unique designs
- Proven tubular fabric
- No additional workshop equipment or special technical knowledge required

Technical data

Article number	Length	Width	Colour
623S81=15	1.5 m	15 cm	Light blue
623S81=20	1.5 m	20 cm	Light blue

Information material

646D550=EN_INT	Thermopapers & socket decors product information
646D696=EN	Finishing product information
646M70=ALL_INT	Thermopapers & socket decors collection



“Ottobock, green” socket decor

Reference number 623S82

- For custom colouring with lamination technique
- Large selection of unique designs
- Proven tubular fabric
- No additional workshop equipment or special technical knowledge required

Technical data

Article number	Length	Width	Colour
623S82=15	1.5 m	15 cm	Green
623S82=20	1.5 m	20 cm	Green

Information material

646D550=EN_INT	Thermopapers & socket decors product information
646D696=EN	Finishing product information
646M70=ALL_INT	Thermopapers & socket decors collection

Processing and usage examples for 623S*



Pull the decorative fabric around the socket model with the design facing inwards. Using your hand to hold the decorative fabric taut, trace along the contour of the socket using a pencil. Do not use permanent markers, ball-point pens, etc., because these could cause discolouration during the laminating process.



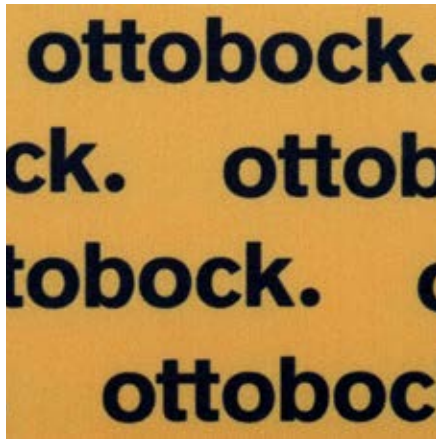
Take in the decorative fabric, leaving 5 mm between the stitches and the inside of the marked line. Allow the distal seam to taper off. This means the seam can be seen only on the medial side. Using scissors, trim the decorative fabric along the seam to a maximum of 2 mm.



Turn the decorative fabric inside out so that the design is facing outwards, and then pull it over the socket model. Place the seam in an inconspicuous position on the socket (e.g. medially).

Finishing

Socket decors



“Ottobock, yellow” socket decor

Reference number 623S83

- For custom colouring with lamination technique
- Large selection of unique designs
- Proven tubular fabric
- No additional workshop equipment or special technical knowledge required

Technical data

Article number	Length	Width	Colour
623S83=15	1.5 m	15 cm	Yellow
623S83=20	1.5 m	20 cm	Yellow

Information material

646D550=EN_INT	Thermopapers & socket decors product information
646D696=EN	Finishing product information
646M70=ALL_INT	Thermopapers & socket decors collection

Processing and usage examples for 623S*



Pull the decorative fabric around the socket model with the design facing inwards. Using your hand to hold the decorative fabric taut, trace along the contour of the socket using a pencil. Do not use permanent markers, ball-point pens, etc., because these could cause discolouration during the laminating process.



Take in the decorative fabric, leaving 5 mm between the stitches and the inside of the marked line. Allow the distal seam to taper off. This means the seam can be seen only on the medial side. Using scissors, trim the decorative fabric along the seam to a maximum of 2 mm.



Turn the decorative fabric inside out so that the design is facing outwards, and then pull it over the socket model. Place the seam in an inconspicuous position on the socket (e.g. medially).



CarbonTEX - fibreglass cloth

Reference number 616G180

- For custom colouring with lamination technique
- Good absorption of all Ottobock lamination resins
- Good draping characteristics
- Conventional lamination process
- No additional technical knowledge or workshop facilities required

Technical data

Article image	Article number	Length	Width	Colour
	616G180=2-16	2 m	1 m	Silver
	616G180=5-16	5 m	1 m	Silver
	616G180=10-16	10 m	1 m	Silver
	616G180=2-16.4	2 m	1 m	Light silver
	616G180=5-16.4	5 m	1 m	Light silver
	616G180=10-16.4	10 m	1 m	Light silver

Information material

646D718=EN	617H119 Orthocryl lamination resin 80:20 PRO product information
646D696=EN	Finishing product information




Practical recommendation 616G180

- Can be used with acrylic, vinyl, epoxy and polyester resin systems.
- Suitable for decorative purposes but not as a structural laminate component.
- Laminate without colour paste to prevent distortion of the colour result.
- Directly after cutting to size/sanding the socket, apply a transparent acrylic coating to the proximal edge. We recommend applying at least two layers and using wet/dry fine sandpaper between the layers. This approach is particularly well suited for sealing the upper socket brim. The external appearance of the upgraded socket is also optimised as a result.

Finishing

CarbonTEX



CarbonTEX PRO – woven carbon fibre






Reference number 616G128

- For custom colouring with lamination technique
- Excellent draping and sanding characteristics
- Glossy look thanks to metallised woven carbon fibre
- Good absorption of all Ottobock lamination resins
- Conventional lamination process
- No additional technical knowledge or workshop facilities required
- Extensive choice of designs

Information material

646D1467=EN_INT	616G128 CarbonTEX PRO product brief
646M80	616G128 CarbonTEX PRO sample swatch
646D696=EN	Finishing product information

Technical data

Article image	Article number	Length	Width	Colour
	616G128=3-2	3 m	1 m	Light red
	616G128=3-3	3 m	1 m	Green
	616G128=3-5	3 m	1 m	Blue
	616G128=3-7	3 m	1 m	Hexagon black
	616G128=3-16	3 m	1 m	Silver



Practical recommendation 616G128

- Can be used with acrylic, vinyl, epoxy and polyester resin systems.
- Suitable for decorative purposes but not as a structural laminate component.
- Laminate without colour paste to prevent distortion of the colour result.
- Directly after cutting to size/sanding the socket, apply a transparent acrylic coating to the proximal edge. We recommend applying at least two layers and using wet/dry fine sandpaper between the layers. This approach is particularly well suited for sealing the upper socket brim. The external appearance of the upgraded socket is also optimised as a result.

Processing and usage examples for 616G*



641H17 chemical protection gloves, protective goggles and a breathing mask should be worn for occupational safety reasons. Perform all process steps under an extractor hood.

Sand the surface of the socket to be laminated, clean with 634A58 isopropyl alcohol and mark the position of the subsequent CarbonTEX PRO seam on the socket with a pencil.

Measure the socket length and circumference. Cut a corresponding piece of CarbonTEX PRO with a width and length that is 10 cm larger than the respective measurement. To prevent the fibres from fraying, tape off the outside of the cut edge. Apply 636K40 removable spray adhesive to the socket, starting on the side opposite the marked CarbonTEX PRO seam. Then continue wetting the socket gradually, applying the layer of CarbonTEX PRO around the socket without wrinkles and pressing it into place in the direction of the seam.



Attach one end of the CarbonTEX PRO to the previously marked seam with 616F10=6 double-sided PVC adhesive tape and trim the excess material with the 719S21 carbon scissors. Then press any protruding fibres in place again. Repeat this procedure on the opposite side. To do so, apply a new strip of PVC adhesive tape to the cut edge of the CarbonTEX PRO side. Overlap and attach the second end of the layer of CarbonTEX PRO, trim the excess material and press any protruding fibres in place.



Use paper towels to clean the soaked 616F4 PVA bag on both sides and pull it over the model with the desired side (matte or gloss) facing outward. Tie off the PVA bag on the proximal end. Tie off temporarily in the distal region and create a vacuum.

Mix the desired quantity of 617H119 Orthocryl lamination resin 80:20 PRO, without adding colour paste, with 2% hardener and fill into the PVA bag. Then tie off above the resin filling, without any air inclusions.

Align the model as shown in Fig. 3. Undo the temporary tie in the distal area between the resin and socket, and extract rising air bubbles with the vacuum. Then laminate the socket, with an even penetration of resin running at a 90° angle to the socket axis.

After hardening, cut the socket and sand it down.

Finishing

SuperSkin



SuperSkin sampler ring

Reference number 646M85

- For the visual and haptic demonstration of the various colour samples (skin tones)
- Aids in selecting the desired hue

Technical data

Article number

646M85



Practical recommendation 646M85

- The colour results provided in the 646M85 SuperSkin sampler ring can be obtained by using different mixing ratios of the SuperSkin colours listed in the colour table.
- For details on the mixture ratios, please see the 646T7=4.8D SuperSkin technical information.

Information material

646T7=4.8GB

SuperSkin technical information



SuperSkin sampler ring

Reference number 646M18

- For the visual and haptic demonstration of the various colour samples (RAL colours)
- Aids in selecting the desired hue

Technical data

Article number

646M18=D



Practical recommendation 646M18

- The colour results provided in the 646M18=D SuperSkin sampler ring can be obtained by using different mixing ratios of the SuperSkin colours listed in the colour table.
- For details on the mixture ratios, please see the 646T7=4.8D SuperSkin technical information.

Information material

646T7=4.8GB

SuperSkin technical information



SuperSkin for PUR products

Reference number 635C1

- Especially well suited for coating PUR flexible foam covers, Ottobock prosthetic feet and 99B15 nylon connectors
- Does not require primer when used with polyurethane foams or Ottobock prosthetic feet
- Ready for spraying
- Can be custom coloured
- Resistant to dirt
- Washable



Information material

646D696=EN	Finishing product information
646T7=4.8GB	SuperSkin technical information

Technical data

Article number	Net contents	Colour	RAL colour code
635C1=1-1	0.9 kg	Beige	-
635C1=2.5-1	2.3 kg	Beige	-
635C1=5-1	4.7 kg	Beige	-
635C1=0.25-14	0.225 kg	Brown	-
635C1=0.5-14	0.45 kg	Brown	-
635C1=1-14	0.9 kg	Brown	-
635C1=2.5-14	2.3 kg	Brown	-
635C1=1-18	0.9 kg	Dark brown	-
635C1=2.5-18	2.3 kg	Dark brown	-
635C1=2.5-1026	2.3 kg	Bright yellow	1026
635C1=1-1050	0.9 kg	Gold	1050
635C1=2.5-3004	2.3 kg	Crimson	3004
635C1=2.5-3020	2.3 kg	Traffic red	3020
635C1=2.5-4008	2.3 kg	Signal violet	4008
635C1=2.5-5010	2.3 kg	Gentian blue	5010
635C1=2.5-6034	2.3 kg	Pastel turquoise	6034
635C1=2.5-7035	2.3 kg	Light grey	7035
635C1=1-9010	0.9 kg	Pure white	9010
635C1=2.5-9010	2.3 kg	Pure white	9010
635C1=2.5-9011	2.3 kg	Graphite black	9011

• Recommended reference values: for lower leg foam cover 150 g; for thigh foam cover 300 g

Finishing

SuperSkin



SuperSkin for non-PUR products

Reference number 635C2A

- Especially well suited for PE foam covers, Pedilin, Plastazote®, Evazote®, laminate, wood, metals and Pedilan lightweight feet (with the exception of PUR products)
- Can be sprayed
- Can be custom coloured
- Resistant to dirt
- Washable



Information material

646D696=EN	Finishing product information
646T7=4.8GB	SuperSkin technical information

Technical data

Article number	Net contents	Colour	RAL colour code
635C2A=1-1	0.6 kg	Beige	-
635C2A=2.5-1	1.535 kg	Beige	-
635C2A=5-1	3.135 kg	Beige	-
635C2A=1-14	0.6 kg	Brown	-
635C2A=2.5-14	1.535 kg	Brown	-
635C2A=1-18	0.6 kg	Dark brown	-
635C2A=2.5-18	1.535 kg	Dark brown	-
635C2A=2.5-6034	1.535 kg	Pastel turquoise	6034
635C2A=2.5-7035	1.535 kg	Light grey	7035

- Recommended reference values: for lower leg foam cover 150 g (including thinner for 635C2A); for thigh foam cover 300 g (including thinner for 635C2A)



Practical recommendation 635C2A

All products not based on PUR must be primed with 635C3 primer.



Thinner for 635C2A

Reference number 635C2B

- For thinning 635C2A SuperSkin for non-PUR products



Flam. Liq. 3,
drowsiness STOT SE 3

Technical data

Article number	Net contents
635C2B=0.5	0.3 kg
635C2B=1	0.77 kg
635C2B=2.5	1.57 kg



Practical recommendation 635C2B

All products not based on PUR must be primed with 635C3 primer.

Mixing ratio

Thinner for 635C2A 635C2B	SuperSkin for non-PUR products 635C2A
1	2

Information material

646T7=4.8GB	SuperSkin technical information
-------------	---------------------------------

Evazote® and Plastazote® are registered trademarks of Zotefoams.



Primer for non-PUR products

Reference number 635C3

- To be used before coating PE foam covers, Pedilin, Plastazote®, Evazote®, laminate, wood, metals and Pedilan lightweight feet (with the exception of PUR products)
- Facilitates adhesion of SuperSkin to a variety of materials



Technical data

Article number	Net contents	Colour
635C3=0.5	0.45 kg	White
635C3=1	0.9 kg	White
635C3=5	4.7 kg	White

Information material

646T7=4.8GB

SuperSkin technical information



Practical recommendation 635C3

The 636N9 contact adhesive can be used as additional primer for EVA foams, especially for concave areas (undercuts), in order to prevent bridging of the lacquer.



PUR foam adhesive

Reference number 636W58

- For bonding PUR foams, PUR-EVA bonds and other materials (e.g. connection caps for prosthetic feet, foam connecting caps)
- Ready for spraying
- Highly elastic



Technical data

Article number	Net contents	Colour
636W58	0.65 kg	Transparent

Information material

646T7=4.8GB

SuperSkin technical information



Practical recommendation 636W58

Please apply thinly.

Finishing

SuperSkin



SuperSkin cleaner

Reference number 634A80

- For cleaning Pedilan lightweight feet and laminate as well as for etching the surface of Ottobock prosthetic feet before spraying
- For cleaning the high-performance spray gun and other foam-finishing tools



Flam. Liq. 2,
Eye Irrit. 2,
Carc. 2,
resp. irrit. STOT SE 3

Information material

646T7=4.8GB

SuperSkin technical
information

Technical data

Article number	Net contents
634A80=1	0.75 kg
634A80=2.5	1.9 kg



Practical recommendation 634A80

Do not use as a thinner.





Small parts and auxiliary materials

This section contains a broad selection of metal, small and accessory parts that are needed for the fabrication of prostheses and orthoses. Proven materials such as steel, light metal, aluminium alloys and plastics are traditionally used here. Auxiliary materials include those that are used up during processing of the main materials, such as lubricating agents.

While donning a transfemoral prosthesis is a daily routine for many prosthesis wearers, the procedure is nevertheless very cumbersome and may even be painful. EasyFit, a very effective tool for easily donning transfemoral prostheses with a valve opening, was developed in cooperation with prosthesis wearers in order to solve this problem. The EasyFit is also available for arm prostheses with a valve opening.

Thanks to ongoing further development, most patients today can be fitted with ready-made supports, the goal being to treat patients according to their specific indications, provide early mobilisation, assist and accelerate the healing process and to prevent new injuries.



Visit www.pem.ottobock.com to obtain up-to-date product information at any time.

Small parts and auxiliary materials

EasyFit



Easy Fit donning aid

Reference number OC1560

- For transfemoral prostheses with valve opening
- Easy donning that saves time and energy
- Comfortable feeling when donning
- Pull-through aid for additional help
- High-quality, durable material
- Suitable for machine washing
- Lightweight and foldable, includes a sealable bag for easy transportation

Technical data

Article number	Size	Proximal residual limb circumference	Distal residual limb circumference	Sock length	Colour	Colour seam
OC1560=XS	XS	39 cm	25 cm	40 cm	Blue	Yellow
OC1560=S	S	43 cm	27 cm	43 cm	Blue	Red
OC1560=M	M	56 cm	29 cm	43 cm	Blue	Lilac
OC1560=L	L	68 cm	36 cm	43 cm	Blue	Green
OC1560=XL	XL	78 cm	36 cm	43 cm	Blue	Light blue
OC1560=XXL	XXL	80 cm	36 cm	60 cm	Blue	Pink

Information material

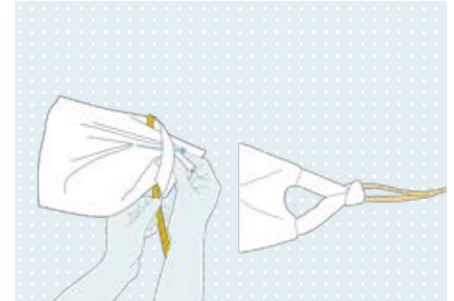
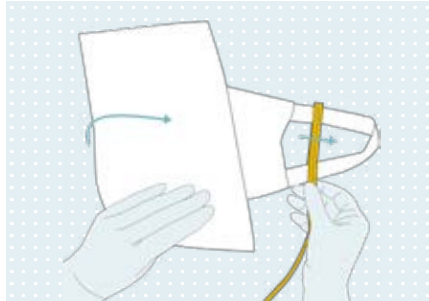
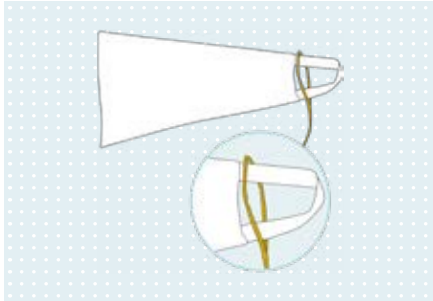
646D386=GB	OC1560 EasyFit donning aid product information
647G970	OC1560 EasyFit donning aid instructions for use



Practical recommendation OC1560

Using the EasyFit donning aid in combination with the threadless 21Y14 PushValve one-way valve makes prosthesis donning even easier.

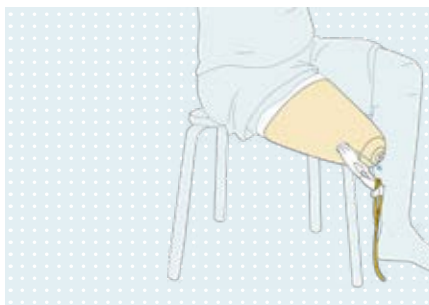
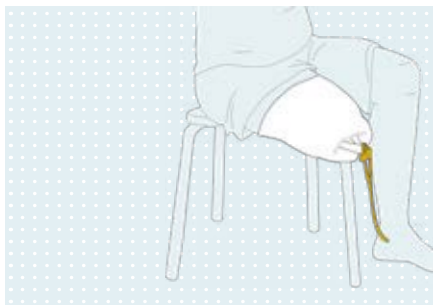
Processing and usage examples for OC1560



1. Spread out the EasyFit donning aid and the included pull-through aid.
2. Turn the halves of the EasyFit donning aid in to each other to the lower seam. The loop should face outwards.
3. Attach the pull-through aid for additional help:
Pull the strap on the donning aid through the loop on the pull-through aid.

4. Pull the top half of the donning aid through the lower gap between the strap and the loop.

5. The pull-through aid and the strap of the donning aid are now tied to each other.




6. Now use both hands to pull the EasyFit donning aid over the transfemoral residual limb like a sock, avoiding any wrinkles. Position the socket over the residual limb so the strap of the EasyFit donning aid or the pull-through aid can be put through the socket's valve opening after getting into the socket.

7. Finally, use the strap to slowly pull the EasyFit donning aid out of the prosthetic socket through the valve opening.

Small parts and auxiliary materials

EasyFit



EasyFit Arm donning aid

Reference number OC1560

- For arm prostheses with a valve opening
- Kids' size available
- Easy donning that saves time and energy
- Comfortable feeling when donning
- High-quality, durable material
- Suitable for machine washing
- Foldable and lightweight

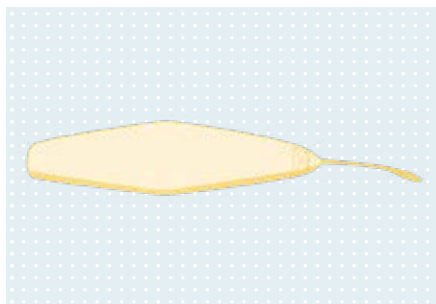
Technical data

Article number	Size	Proximal residual limb circumference	Distal residual limb circumference	Sock length	Colour	Colour seam
OC1560=KIDS	KIDS	29 cm	15 cm	21 cm	Green	Multi-coloured
OC1560=TR	TR	42 cm	22 cm	25 cm	Green	Orange
OC1560=TH	TH	47 cm	28 cm	34 cm	Green	Dark green

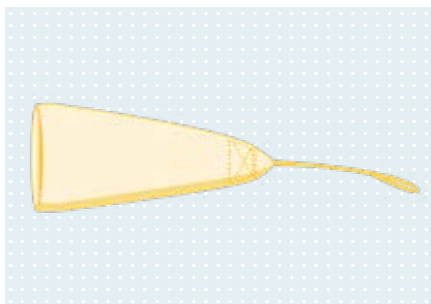
Information material

646D536=EN	OC1560 EasyFit Arm donning aid product information
647G969	OC1560 EasyFit Arm donning aid instructions for use

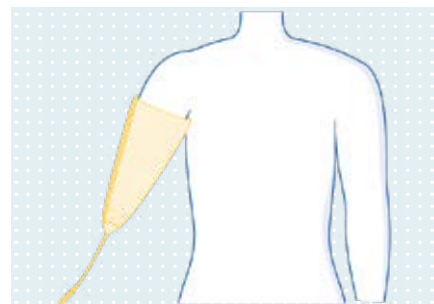
Processing and usage examples for OC1560



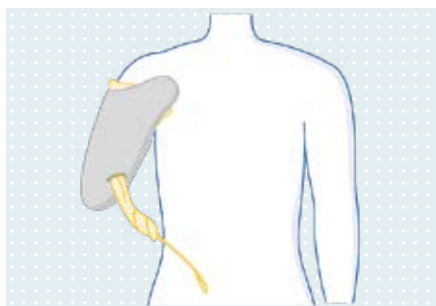
1. Fully spread out the EasyFit Arm donning aid before using it.



2. Turn half the length of the EasyFit Arm donning aid into the other half up to the lower seam (loop facing out).



3. Pull the EasyFit Arm donning aid like a sock over the residual limb with as few wrinkles as possible. Guide the socket over the residual limb so that the loop of the EasyFit Arm donning aid can be pulled through the socket valve opening after applying the socket.



4. Finally, use the loop to slowly pull the EasyFit Arm donning aid out of the prosthetic socket through the valve opening. If the residual limb is not properly positioned in the prosthetic socket, repeat the process.



Transtibial suspension sleeve

Reference number 21B4

- To reduce rotation movements and pistoning in transtibial prostheses
- For the transfer of force and fixation of the prosthesis on the body
- To improve guiding and control of the prosthesis
- Universal application for the left and right sides; available in various sizes
- Loops make it easy to put on the suspension sleeve with minimal effort
- Incl. hook-and-loop-compatible closure for an adjustable fit
- High hook-and-loop strength
- The breathable, thin strap made of polyamide and spandex is very comfortable to wear
- Low weight makes body perception and control possible
- High abrasion resistance of the strap
- Secure hold of the prosthesis due to Neopren® anti-slip strip at the distal end of the suspension sleeve
- Latex-free
- Robust and durable
- Good shape retention

Information material

647G1074=ALL_INT

21B4 transtibial suspension sleeve instructions for use



Technical data

Article number	Side	Size	Knee centre circumference	Circumference 15 cm distal centre of knee	Colour
21B4=S	universal	S	28–39 cm	24 - 36 cm	Beige
21B4=M	universal	M	31–46 cm	28 - 40 cm	Beige
21B4=L	universal	L	35–53 cm	32 - 46 cm	Beige
21B4=XL	universal	XL	38–60 cm	36 - 52 cm	Beige
21B4=XXL	universal	XXL	42–66 cm	40 - 58 cm	Beige

Small parts and auxiliary materials

Straps and belts



Neoprene® TES belt

Reference number 21B3

- To reduce rotation movements and pistoning in transfemoral prostheses
- For the transfer of force and fixation of the prosthesis on the body
- To improve guiding and control of the prosthesis
- Universal application for the left and right sides; available in various sizes
- Incl. hook-and-loop-compatible closure for an adjustable fit
- Intuitive closure
- High hook-and-loop strength
- Circular strap around the pelvis made of double laminated Neopren®
- Extra padding for the hip bones
- Secure hold of the prosthesis due to Neopren® anti-slip strip at the distal end of the suspension sleeve
- Latex-free
- Good shape retention



Information material

646D829=EN	21B3/21B37 TES belt product information
647G1073=ALL_INT	21B3 Neoprene® TES belt instructions for use

Technical data

Article number	Side	Size	For hip circumference	Socket edge	Colour
21B3=S	universal	S	60 - 74 cm	36-40 cm	Beige
21B3=M	universal	M	66 - 80 cm	40-44 cm	Beige
21B3=L	universal	L	76 - 90 cm	44-48 cm	Beige
21B3=XL	universal	XL	86 - 100 cm	48-52 cm	Beige
21B3=XXL	universal	XXL	96 - 110 cm	52-56 cm	Beige

Neoprene® is a registered trademark of DuPont.



TES belt

Reference number 21B37

- To reduce rotation movements and pistoning in transfemoral prostheses
- For the transfer of force and fixation of the prosthesis on the body
- To improve guiding and control of the prosthesis
- Custom sizes available (depending, for example, on the side, socket brim)
- Intuitive closure on the pelvic belt with hook-and-loop straps and buckles for a custom fit
- High hook-and-loop strength
- The breathable, thin pelvic belt made of polyamide and spandex is very comfortable to wear
- Low weight makes body perception and control possible
- High abrasion resistance of the pelvic belt
- Additional padding for edge protection
- Secure hold of the prosthesis due to Neopren® anti-slip strip at the distal end of the suspension sleeve
- Latex-free
- Robust and durable
- Good shape retention



Information material


646D829=EN	21B3/21B37 TES belt product information
647G1072=ALL_INT	21B37 TES belt instructions for use

Technical data

Article number	Side	Size	For hip circumference	Socket edge	Colour
21B37=L1	left	S	60 – 74 cm	36 – 40 cm	Beige
21B37=L2	left	M	66 – 80 cm	40 – 44 cm	Beige
21B37=L3	left	L	76 – 90 cm	44 – 48 cm	Beige
21B37=L4	left	XL	86 – 100 cm	48 – 52 cm	Beige
21B37=L5	left	XXL	96 – 110 cm	52 – 56 cm	Beige
21B37=R1	right	S	60 – 74 cm	36 – 40 cm	Beige
21B37=R2	right	M	66 – 80 cm	40 – 44 cm	Beige
21B37=R3	right	L	76 – 90 cm	44 – 48 cm	Beige
21B37=R4	right	XL	86 – 100 cm	48 – 52 cm	Beige
21B37=R5	right	XXL	96 – 110 cm	52 – 56 cm	Beige

Small parts and auxiliary materials

Straps and belts



Silesian belt

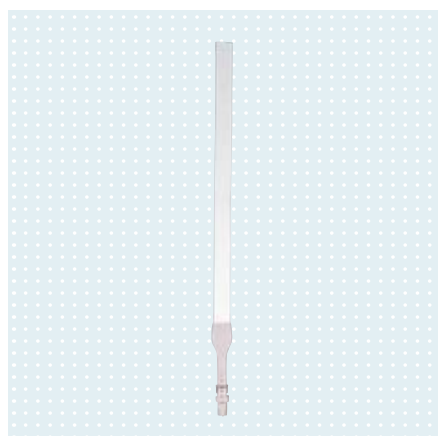
Reference number 21B21

- Reduction of rotation movements and pistoning in transfemoral prostheses
- Consisting of pelvic belt, fastening strap and button piece
- Chrome tanned leather
- Universal size
- Individually adaptable

Technical data

Article number

21B21



Support belt


Reference number 21B22

- For 21B21 Silesian belt
- Reduction of rotation movements and pistoning in transfemoral prostheses
- Universal size
- Individually adaptable

Technical data

Article number

21B22



Silesian belt, modified

Reference number 21B33

- Reduction of rotation movements and pistoning in transfemoral prostheses
- Consisting of pelvic belt, fastening strap and button piece
- With integrated tether
- Chrome tanned leather
- Universal size
- Individually adaptable

Technical data

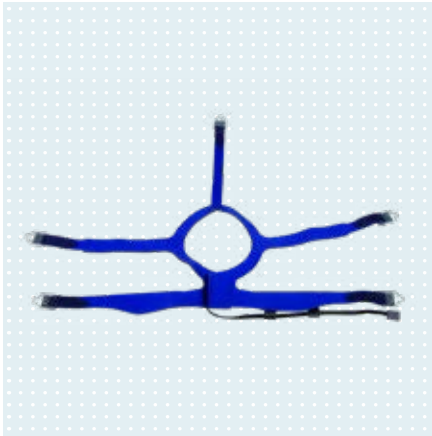
Article number

21B33

Information material

647G48

21B33 silesian belt,
modified instructions for use



Mask fixation

Reference number 88M10

- For the fixation of scar compression masks for the face
- With elastic straps (including suspension buckles and Plexidur pad buttons)
- Lightweight and skin-friendly fabric
- Breathable

Technical data

Article number	Fixing straps	Order unit
88M10=5	5 hook-and-loop closures	Piece



Buckle strap

Reference number 21Y56

- With buckle piece, buckle protector and welded roller buckle
- Chrome tanned leather

Technical data

Article number	Length	Width
21Y56=240	240 mm	20 mm
21Y56=280	280 mm	20 mm
21Y56=320	320 mm	20 mm



Buckle piece

Reference number 21Y58

- With welded roller buckle
- Chrome tanned leather

Technical data

Article number	Width
21Y58=20	20 mm

Small parts and auxiliary materials

Straps and belts




Buckle strap

Reference number 21Y60

- With buckle piece, buckle protector and welded roller buckle
- Lohgar leather

Technical data

Article number	Length	Width
21Y60=240	240 mm	20 mm
21Y60=280	280 mm	20 mm
21Y60=320	320 mm	20 mm



Buckle piece

Reference number 21Y62

- With welded roller buckle
- Lohgar leather

Technical data

Article number	Width
21Y62=20	20 mm



Tensioning clip

Reference number 21B43

- Finely adjustable closure
- Easy to use
- Easy to release

Technical data

Article number	Length	Weight	Colour
21B43=W	5.6 cm	15 g	White

- Please order 21B44 or 21B44=W strap along with the tensioning clip.



Strap

Reference number 21B42

- For 21B43 tensioning clip
- High durability

Technical data

Article number	Length	Width	Colour	Order unit
21B42	17.5 cm	1.5 cm	Black	Piece
21B42=W	17.5 cm	1.5 cm	White	Piece



Strap, treated

Reference number 21B44

- For 21B43 tensioning clip
- High durability

Technical data

Article number	Length	Width	Colour	Order unit
21B44	15.6 cm	1.5 cm	Black	Piece
21B44=W	15.6 cm	1.5 cm	White	Piece

Small parts and auxiliary materials

Closure technology



RevoFit2 diagnostics

Reference number 514Z13

- Closure and adjustment mechanism for prosthetic sockets
- Set for check socket
- Flexible positioning of the reel housing via individual selection of the course of the pull cord (straight or parallel)
- Pull cord length supports various design possibilities
- Small housing footprint for individual positioning
- Offers an improved fit and optimises the comfort of the prosthesis
- Minute adjustments can be made on the go
- Easy, one-handed operation by turning the BOA® reel
- Quick opening and closing
- Robust and durable
- Lightweight

Information material

646D1440=EN_INT

514Z13/514Z14 RevoFit2
product brief

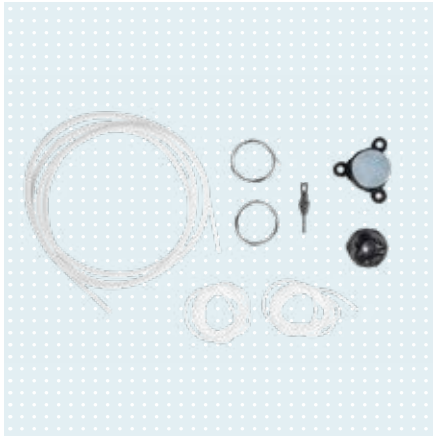
Technical data

Article number

514Z13

Product example





RevoFit2 lamination

Reference number 514Z14

- Closure and adjustment mechanism for prosthetic sockets
- Set for laminated socket
- Flexible positioning of the reel housing via individual selection of the course of the pull cord (straight or parallel)
- Pull cord length supports various design possibilities
- Small housing footprint for individual positioning
- Offers an improved fit and optimises the comfort of the prosthesis
- Minute adjustments can be made on the go
- Easy, one-handed operation by turning the BOA® reel
- Quick opening and closing
- Robust and durable
- Lightweight

Information material

646D1440=EN_INT


514Z13/514Z14 RevoFit2
product brief

Technical data

Article number

514Z14

Product example



RevoFit2 spare parts set

Reference number 514Z114

- Spare part set for RevoFit2 consisting of pull cord, threading aid and BOA® tool

Technical data

Article number

514Z114

Information material

646D1440=EN_INT

514Z13/514Z14 RevoFit2
product brief

Small parts and auxiliary materials

Closure technology



QuickFit strap

Reference number 514Z20

- Closure and adjustment mechanism for orthoses
- Individual adaptation of the compression and support provided by the orthosis
- Length can be individually shortened
- Minute adjustments can be made on the go
- Easy, one-handed operation by turning the BOA® reel
- Quick opening and closing
- Robust and durable
- Lightweight material
- Can be combined with 514Z21 QuickFit buckle

Technical data

Article number	Length	Width	Colour
514Z20=25-7	Approx. 73–63 cm	Approx. 25 mm	Black
514Z20=38-7	Approx. 73–63 cm	Approx. 38 mm	Black
514Z20=50-7	Approx. 73–63 cm	Approx. 50 mm	Black

Information material

646D1441=EN_INT 514Z20/514Z21 QuickFit strap/
QuickFit buckle produkt brief

Product example





QuickFit buckle

Reference number 514Z21

- Closure mechanism for orthoses
- The magnetic component ensures that the mechanism can be aligned and locked effortlessly
- Can be opened easily and intuitively with one hand
- Robust and durable
- Lightweight material
- Can be combined with 514Z20 QuickFit strap

Technical data

Article number	Length	Width	Colour
514Z21=25-7	Approx. 18 cm	Approx. 25 mm	Black
514Z21=38-7	Approx. 18 cm	Approx. 38 mm	Black
514Z21=50-7	Approx. 18 cm	Approx. 50 mm	Black

Information material

646D1441=EN_INT 514Z20/514Z21 QuickFit strap/
QuickFit buckle produkt brief

Product example



Small parts and auxiliary materials

Closure technology



SafeLock buckle

Reference number 514Z8

- Magnetic closure that engages mechanically for use in orthosis fabrication
- Suitable for hand, shoulder, torso, knee and ankle orthoses depending on the size
- Plastic
- Self-actuating, secure closing via magnetic pull
- Easy, intuitive opening with one hand by pushing sideways
- Different sizes for strap widths of 20, 30 and 40 mm
- Robust and durable
- High load capacity (max. 55 kg)

Technical data

Article number	Length	Width	Clear width	Height	Colour	Order unit
514Z8=20-7	46 mm	22 mm	20 mm	12 mm	Black	Piece
514Z8=30-7	62 mm	42 mm	30 mm	10 mm	Black	Piece
514Z8=40-7	74 mm	48.8 mm	40 mm	10 mm	Black	Piece

Product example



SafeLock slider

Reference number 514Z9

- Magnetic closure that engages mechanically for use in orthosis fabrication
- Suitable for torso, knee and ankle orthoses
- Plastic
- Self-actuating, secure closing via magnetic pull
- Easy, intuitive opening with one hand by pushing sideways
- Robust and durable
- High load capacity (max. 40 kg)

Technical data

Article number	Length	Width	Clear width	Height	Colour	Order unit
514Z9=40-7	58 mm	47 mm	40 mm	15 mm	Black	Piece

Product example







Clip fastener

Reference number 29R127

- Plastic

Technical data

Article image	Article number	Clear width	Colour
	29R127=25	25 mm	White
	29R127=30	30 mm	Black



Roll loop

Reference number 21Y92

- With plastic roller and plastic attachment plate
- Prevents the loops from twisting

Technical data

Article number	Clear width	Colour
21Y92=35	35 mm	White
21Y92=50	50 mm	White
21Y92=35-7	39 mm	Black
21Y92=50-7	50 mm	Black



Strap guide loop

Reference number 514U2

- Plastic
- Prevents the loops from twisting

Technical data

Article number	Clear width	Colour
514U2=20	20 mm	White
514U2=25	25 mm	White
514U2=30	30 mm	White
514U2=38	38 mm	White
514U2=50	50 mm	White
514U2=38-7	38 mm	Black
514U2=50-7	50 mm	Black

Small parts and auxiliary materials

Closure technology



Pad button

Reference number 170D17

- For use with the 170D20 strap guide loop for pad button

Technical data

Article number	Thread	Length	Order unit
170D17	M5	2 mm	Piece




Strap guide loop for pad button

Reference number 170D20

- For use with the 170D17 pad button
- Prevents the loops from twisting

Technical data


Article number	Spare part for	Colour	Order unit
170D20=0	170K1=L-80-0 170K1=R-120-0 170K1=R-80-0 170K1=L-120-0	Beige	Piece
170D20=7	170K1=L-120-7 170K1=L-80-7 170K1=R-120-7 170K1=R-80-7	Black	Piece



Belting

Reference number 623H29


- Especially well suited for 514Z8 SafeLock buckle and 514Z9 SafeLock slider
- 100% polypropylene
- Individually adaptable length
- Soft, rounded outer edge
- High strength
- Inelastic



Technical data

Article number	Width	Colour	Minimum order quantity
623H29=20-7	20 mm	Black	1 m
623H29=30-7	30 mm	Black	1 m
623H29=40-7	40 mm	Black	1 m
623H29=50-7	50 mm	Black	1 m

- Please indicate the required length in metres when ordering.



Elastic strap

Reference number 623G60

- 62% polyamide, 38% spandex
- Soft, rounded outer edge
- Individually adaptable length

Technical data

Article number	Width	Colour	Original roll	Minimum order quantity
623G60=20-9	20 mm	Beige	25 m	1 m
623G60=25-9	25 mm	Beige	25 m	1 m
623G60=33-9	33 mm	Beige	25 m	1 m
623G60=48-9	48 mm	Beige	25 m	1 m

• Please indicate the required length in metres when ordering.



Elastic double strap

Reference number 623G4

- For 29R127 clip closure
- 42% viscose, 37% cotton and 21% spandex
- Individually adaptable length
- Soft, rounded outer edge




Technical data

Article number	Length	Width	Colour
623G4=1	1 m	30 mm	Grey/white
623G4=5	5 m	30 mm	Grey/white

Small parts and auxiliary materials

Closure technology



Hook-and-loop closure strap

Reference number 623Z1

- For fast, detachable connections
- Hook-and-loop strap
- 100% polyamide
- Individually adaptable length
- Can be refastened many times
- Flexible
- High wearer comfort



Technical data

Article number	Width	Colour	Original roll	Minimum order quantity
623Z1=20	20 mm	White	25 m	1 m
623Z1=25	25 mm	White	25 m	1 m
623Z1=30	30 mm	White	25 m	1 m
623Z1=50	50 mm	White	25 m	1 m

• Please indicate the required length in metres when ordering.



Practical recommendation 623Z1

Close before washing to protect the closure and/or other items in the wash.



Hook-and-loop closure strap

Reference number 623Z12

- For fast, detachable connections
- Hook-and-loop strap
- 100% polyamide
- Individually adaptable length
- Can be refastened many times
- Flexible
- High wearer comfort



Technical data


Article number	Width	Colour	Original roll	Minimum order quantity
623Z12=25	25 mm	Salmon	25 m	1 m
623Z12=30	30 mm	Salmon	25 m	1 m
623Z12=50	50 mm	Salmon	25 m	1 m

• Please indicate the required length in metres when ordering.



Practical recommendation 623Z12

Close before washing to protect the closure and/or other items in the wash.



Elastogrip closure

Reference number 623Z2

- Hook-and-loop strap
- Polyamide/spandex
- Individually adaptable length
- Longitudinally elastic
- Can be refastened many times
- Flexible
- High wearer comfort



Technical data

Article image	Article number	Width	Colour	Original roll	Minimum order quantity
	623Z2=30-5	30 mm	Blue	25 m	1 m
	623Z2=50-5	50 mm	Blue	25 m	1 m
	623Z2=30-6	30 mm	White	25 m	1 m
	623Z2=50-6	50 mm	White	25 m	1 m
	623Z2=30-7	30 mm	Black	25 m	1 m
	623Z2=50-7	50 mm	Black	25 m	1 m

• Please indicate the required length in metres when ordering.




Practical recommendation 623Z2

Close before washing to protect the closure and/or other items in the wash.

Small parts and auxiliary materials

Closure technology



Hook-and-loop hook strap, self-adhesive

Reference number 623Z8

- For fast, detachable connections
- 100% polyamide
- Individually adaptable length
- Can be refastened many times
- High adhesive strength
- Flexible
- High wearer comfort



Technical data

Article number	Width	Colour	Original roll	Minimum order quantity
623Z8=W25	25 mm	White	25 m	1 m
623Z8=W50	50 mm	White	25 m	1 m

- Please indicate the required length in metres when ordering.



Loop-velour strap

Reference number 623Z96

- Ideal for orthosis straps
- For closure types with higher loads, e.g. walking orthoses
- For fast, detachable connections
- Woven polyamide bordered in velour
- Various widths and colours available
- Individually adaptable length
- Both sides compatible with hook-and-loop
- Can be refastened many times
- Flexible
- High wearer comfort



Technical data


Article number	Width	Colour	Original roll	Minimum order quantity
623Z96=30-0	30 mm	Beige	25 m	1 m
623Z96=38-0	38 mm	Beige	25 m	1 m
623Z96=50-0	50 mm	Beige	25 m	1 m
623Z96=30-7	30 mm	Black	25 m	1 m
623Z96=38-7	38 mm	Black	25 m	1 m
623Z96=50-7	50 mm	Black	25 m	1 m

- Please indicate the required length in metres when ordering.



Practical recommendation 623Z96

We recommend using micro hook-and-loop on velour and hook on loop.



Hook-and-loop strap

Reference number 170Z4

- Ideal for FreeWalk orthosis
- For fast, detachable connections
- 100% polyamide
- Can be refastened many times
- Flexible
- High level of wearer comfort



Technical data

Article number	Spare part for	Length	Width	Colour	Quantity unit
170Z4=400-0	170K1=L-80-0 170K1=R-120-0 170K1=R-80-0 170K1=L-120-0	400 mm	40 mm	Beige	Piece
170Z4=400-7	170K1=L-120-7 170K1=L-80-7 170K1=R-120-7 170K1=R-80-7	400 mm	40 mm	Black	Piece
170Z4=600-0	170K1=L-80-0 170K1=R-120-0 170K1=R-80-0 170K1=L-120-0	600 mm	40 mm	Beige	Piece
170Z4=600-7	170K1=L-120-7 170K1=L-80-7 170K1=R-120-7 170K1=R-80-7	600 mm	40 mm	Black	Piece



Practical recommendation 170Z4

Close before washing to protect the closure and/or other items in the wash.

Small parts and auxiliary materials

Closure technology



“2-in-1” hook-and-loop closure strap

Reference number 623Z4

- For fast, detachable connections
- Simplifies closure system zoning
- Mix of hook and loop strap
- 100% polyamide
- Individually adaptable length
- Can be refastened many times
- Flexible
- High wearer comfort



Technical data

Article number	Width	Colour	Original roll	Minimum order quantity
623Z4=30-7	30 mm	Black	25 m	25 m
623Z4=38-7	38 mm	Black	25 m	25 m
623Z4=50-7	50 mm	Black	25 m	25 m

- Please indicate the required length in metres when ordering.



Practical recommendation 623Z4

Close before washing to protect the closure and/or other items in the wash.





Micro hook-and-loop, self-adhesive

Reference number 623Z*

- Recommended especially in combination with 623P3 terry cloth padding fabric and with 623F* ComforTex
- Individually adaptable length
- Self-adhesive
- Very high hook-and-loop strength
- No additional bulk when fastening textile padding fabrics
- Facilitates very flexible connections



Technical data

Article image	Article number	Width	Colour	Minimum order quantity
	623Z4=50-6	50 mm	White	10 m
	623Z200=100-7	100 mm	Black	10 m

• Please indicate the required length in metres when ordering.

Small parts and auxiliary materials

Closure technology



Y-hook-and-loop with PU coating

Reference number 170D29

- For adapting straps, e.g. directly on the patient
- Particularly suitable for 623Z96 loop-velour strap
- For closure types with higher loads, e.g. walking orthoses
- For fast, detachable connections
- Polyester with PU coating
- Micro hook-and-loop/micro hook-and-loop (single side: heavy hook-and-loop)
- Various widths available
- Low bulk due to use of micro hook-and-loop only
- User-friendly design with “Open” embossing
- Easy to clean thanks to PU coating
- Washable with a damp cloth
- Can be refastened many times
- Flexible
- High level of wearer comfort

Technical data

Article number	Width	Colour
170D29=30-0	30 mm	Beige
170D29=38-0	38 mm	Beige
170D29=50-0	50 mm	Beige
170D29=30-7	30 mm	Black
170D29=38-7	38 mm	Black
170D29=50-7	50 mm	Black



Practical recommendation 170D29

We recommend using micro hook-and-loop on velour and hook on loop.



Y-hook-and-loop

Reference number 170D21

- For adapting straps, e.g. directly on the patient
- For loop straps of the FreeWalk orthosis
- For fast, detachable connections
- 100% polyamide
- Can be refastened many times
- Flexible
- High wearer comfort



Technical data

Article number	Width	Colour
170D21=38-0	38 mm	Beige
170D21=38-7	38 mm	Black



Practical recommendation 170D21

Close before washing to protect the closure and/or other items in the wash.



Information material

646D1475=EN_INT

29Y63/29Z63 hook-and-loop strap with pad product brief

Hook-and-loop strap with pad

Reference number 29Y63

- Orthotics: leg, torso, arm orthotics
- Prosthetics: lower limb, upper limb prosthetics
- Pad with guide loops: stable positioning of the pad on the hook-and-loop strap using the four guide loops, good padding properties, extremely resilient, material: polyamide, polyurethane foam with microfibre film
- Hook-and-loop strap and strap guide loop: sturdy strap guide loop with long loop strap, very good surface stability, soft hook-and-loop strap, no sharp outside edges, can be re-closed multiple times, very high closing force, very good tensile strength, material: polyamide
- Strap and pad can be individually cut to length
- Individual positioning is possible
- Comfortable on the skin
- Quick-drying



Technical data

Article number	Width	Length	Colour
29Y63=20-7	20 mm	365 mm	Black
29Y63=30-7	30 mm	410 mm	Black
29Y63=40-7	40 mm	440 mm	Black
29Y63=50-7	50 mm	455 mm	Black



Information material

646D1475=EN_INT

29Y63/29Z63 hook-and-loop strap with pad product brief

Pad for hook-and-loop strap

Reference number 29Z63

- Orthotics: leg, torso, arm orthotics
- Prosthetics: lower limb, upper limb prosthetics
- Polyamide
- PU flexible foam
- Stable positioning of the pad on the hook-and-loop strap using the four guide loops
- Good padding characteristics
- Extremely resilient
- Pad can be individually cut to length
- Individual positioning is possible
- Comfortable on the skin
- Quick-drying



Technical data

Article number	Width	Length	Colour
29Z63=20-7	20 mm	110 mm	Black
29Z63=30-7	30 mm	115 mm	Black
29Z63=40-7	40 mm	125 mm	Black
29Z63=50-7	50 mm	135 mm	Black

Small parts and auxiliary materials

Closure technology





Hook-and-loop closure

Reference number 21Y122

- For fast, detachable connections
- 21Y122=38-7: with reinforced strap guide loop
- 21Y122=50-7: both sides with hook strip and two strap guide loops
- 100% polyamide
- Can be refastened many times
- Flexible
- High level of wearer comfort



Technical data

Article image	Article number	Width	Colour
	21Y122=38-7	38 mm	Black
	21Y122=50-7	50 mm	Black



Practical recommendation 21Y122

Close before washing to protect the closure and/or other items in the wash.



Information material

646D1471=EN_INT

21Y75N PU hook-and-loop closure product brief

PU hook-and-loop closure

Reference number 21Y75N

- Closure technology for orthopaedic technology
- Especially for closure types with higher loads, e.g. walking orthoses
- Polyamide with PU coating
- Heavy-duty hook-and-loop
- With strap guide loop and flap
- Can be refastened many times
- User-friendly thanks to the absence of hooks at the beginning of the closure
- Very high hook-and-loop strength
- Individually adaptable length
- Abrasion-proof, smooth surface
- Easy to clean thanks to PU coating
- Not bulky
- Washable with a damp cloth
- Attractive design

Technical data

Article number	Length	Width	Colour
21Y75N=280X16-7	280 mm	16 mm	Black
21Y75N=280X25-7	280 mm	25 mm	Black
21Y75N=400X40-7	400 mm	40 mm	Black
21Y75N=680X50-7	680 mm	50 mm	Black



Hook-and-loop closure with weld seams

Reference number 21Y78

- For fast, detachable connections
- With strap guide loop
- Hook-and-loop strap
- 100% polyamide
- Individually adaptable length due to welding seam
- Can be refastened many times
- High hook-and-loop strength
- Very good inherent stiffness
- Flexible
- Skin-friendly thanks to velour



Technical data

Article number	Length	Width	Colour
21Y78=420-40-7	420 mm	40 mm	Black
21Y78=420-50-7	420 mm	50 mm	Black
21Y78=650-40-7	650 mm	40 mm	Black
21Y78=650-50-7	650 mm	50 mm	Black

Small parts and auxiliary materials

Closure technology



Hook-and-loop closure

Reference number 21Y78

- For fast, detachable connections
- With strap guide loop and flap
- 100% polyamide
- Can be refastened many times
- Flexible
- High level of wearer comfort



Technical data

Article number	Length	Width	Colour
21Y78=25-0	420 mm	25 mm	Beige
21Y78=30-0	420 mm	30 mm	Beige
21Y78=38-0	420 mm	38 mm	Beige
21Y78=50-0	420 mm	50 mm	Beige
21Y78=25-2	350 mm	25 mm	Red
21Y78=30-2	350 mm	30 mm	Red
21Y78=38-2	350 mm	38 mm	Red
21Y78=50-2	350 mm	50 mm	Red
21Y78=25-4	350 mm	25 mm	Yellow
21Y78=30-4	350 mm	30 mm	Yellow
21Y78=38-4	350 mm	38 mm	Yellow
21Y78=50-4	350 mm	50 mm	Yellow
21Y78=25-5	350 mm	25 mm	Blue
21Y78=30-5	350 mm	30 mm	Blue
21Y78=38-5	350 mm	38 mm	Blue
21Y78=50-5	350 mm	50 mm	Blue
21Y78=25-6	350 mm	25 mm	White
21Y78=30-6	350 mm	30 mm	White
21Y78=38-6	350 mm	38 mm	White
21Y78=50-6	350 mm	50 mm	White
21Y78=25-7	350 mm	25 mm	Black
21Y78=30-7	350 mm	30 mm	Black
21Y78=38-7	350 mm	38 mm	Black
21Y78=50-7	350 mm	50 mm	Black



Practical recommendation 21Y78

Close before washing to protect the closure and/or other items in the wash.



Hook-and-loop closure

Reference number 623Z3

- For 28U9 lower leg orthoses
- For fast, detachable connections
- With strap guide loop and flap
- 100% polyamide
- Can be refastened many times
- Flexible
- High level of wearer comfort



Technical data

Article number	Length	Width	Colour
623Z3=38X270	270 mm	38 mm	Beige
623Z3=38X310	310 mm	38 mm	Beige



Practical recommendation 623Z3

Close before washing to protect the closure and/or other items in the wash.

Small parts and auxiliary materials

Setting nuts, screws and rivets



Lamination disc

Reference number 29Y57

- For fabricating sockets
- Can be used in combination with Ottobock Orthocryl resins and silicones
- Facilitates good absorption of resin, particularly by the underlying reinforcement materials
- “Invisible” frame fixation
- No corrosion

Technical data

Article number	Thread
29Y57	M4



Setting nut/insert nut

Reference number 29C3

- Stainless steel
- With knurled shoulder
- Secure support

Technical data

Article number	Thread	Head Ø	Shoulder Ø	Length	Order unit
29C3=M4	M4	10 mm	5 mm	3.6 mm	Piece




Setting nut

Reference number 29C5

- For thin laminates in orthotics
- Stainless steel
- Flat
- With knurled shoulder
- Secure support

Technical data

Article number	Thread	Head Ø	Shoulder Ø	Length
29C5=M4X7X2.4	M4	7 mm	5.5 mm	2.4 mm
29C5=M4X7	M4	7 mm	5.5 mm	3.6 mm
29C5=M4X9	M4	9 mm	5.5 mm	3.6 mm
29C5=M5X9	M5	9 mm	6.5 mm	9 mm
29C5=M5X18	M5	18 mm	6.5 mm	3.6 mm



Lamination disk, serrated

Reference number 507S15

- For laminating
- For the attachment of straps and pull cables, e.g. for orthotic joints
- Subsequently cutting an M4 thread is possible.
- Stainless steel
- With external teeth

Technical data

Article number	Accessories for	Outside Ø	Borehole Ø	Thickness
507S15	743A18	13.8 mm	3 mm	1.5 mm



Setting nut

Reference number 29C6

- Stainless steel
- With large shoulder

Technical data

Article number	Thread	Head Ø	Shoulder Ø	Length
29C6	M4	20 mm	8 mm	7.5 mm



Bandage rosette

Reference number 21Y5

- For attaching straps and belts in the lamination technique or with rivets
- With 3 rivet holes

Technical data

Article number	Thread	Washer Ø
21Y5=M4	M4	21.5 mm
21Y5=M5	M5	21.5 mm

Small parts and auxiliary materials

Setting nuts, screws and rivets



Carrying strap rosette

Reference number 21Y27

- For attaching straps and belts in the lamination technique or with rivets
- With 3 rivet holes
- Free-cutting steel

Technical data

Article number	Thread	Washer Ø
21Y27	M4	27 mm



Bandage rosette

Reference number 21Y6

- For attaching straps with screw connections
- With nuts

Technical data

Article number	Thread
21Y6	M4



T-nut

Reference number 502E1

- For SACH feet
- Galvanised

Technical data

Article number	Thread	Length
502E1=M4X8	M4	8 mm
502E1=M5X8	M5	8 mm
502E1=M6	M6	9 mm
502E1=M6X12	M6	12 mm
502E1=M8X17	M8	17 mm
502E1=M10X16	M10	16 mm



Attachment plate

Reference number 21Y17

- For Silesian belt
- With riveted pad button
- Very sturdy means of fastening

Technical data

Article number	Head Ø
21Y17	5.5 mm



Attachment plate

Reference number 21Y31

- For Silesian belt
- With riveted pad button
- Very sturdy means of fastening

Technical data

Article number	Head Ø
21Y31	10 mm



Socket screw with Allen head

Reference number 503F3

- For universal fastening applications
- Stainless steel
- Flat head so there is little bulging
- Allen head ensures that there are no sharp edges as is the case with slotted screws

Technical data

Article number	Thread	Thread length	Head Ø	Minimum order quantity
503F3	M4	7 mm	8 mm	1 piece(s)
503F3=M4X8-20	M4	7 mm	8 mm	20 piece(s)
503F3=M4X8-100	M4	7 mm	8 mm	100 piece(s)

Small parts and auxiliary materials

Setting nuts, screws and rivets



Phillips countersunk head screw

Reference number 501T19

- For universal fastening applications
- Stainless steel
- Countersunk screw, flush with material surface after mounting

Technical data

Article number	Thread	Length
501T19=M3X12-1	M3	12 mm
501T19=M4X6	M4	6 mm
501T19=M4X8	M4	8 mm
501T19=M4X10	M4	10 mm
501T19=M4X12	M4	12 mm
501T19=M4X14-1	M4	14 mm
501T19=M4X16-1	M4	16 mm
501T19=M4X20	M4	20 mm
501T19=M5X10	M5	10 mm
501T19=M5X18	M5	18 mm



Slotted truss head screw/Hessing screw

Reference number 501S16

- For universal fastening applications, e.g. wood to metal
- Stainless steel

Technical data

Article number	Thread	Thread length	Head Ø
501S16=M4X8X10	M4	8 mm	10 mm
501S16=M4X10X10	M4	10 mm	10 mm



Socket screw with slot

Reference number 501S33

- For universal fastening applications, e.g. wood to metal
- Stainless steel
- DIN 85-A2

Technical data

Article number	Thread	Thread length	Head Ø
501S33=M4X12X8	M4	12 mm	8 mm




Phillips head screw

Reference number 29Y27

- For belt attachments
- Available with white or black plastic head

Technical data

Article number	Thread	Length	Colour
29Y27=M4X6-6	M4	6 mm	White
29Y27=M4X8-6	M4	8 mm	White
29Y27=M4X10-6	M4	10 mm	White
29Y27=M4X12-6	M4	12 mm	White
29Y27=M4X20-6	M4	20 mm	White
29Y27=M4X6-7	M4	6 mm	Black
29Y27=M4X8-7	M4	8 mm	Black
29Y27=M4X12-7	M4	12 mm	Black
29Y27=M4X20-7	M4	20 mm	Black



Rosette screw

Reference number 501S3

- Nickel-plated

Technical data

Article number	Thread	Thread length	Head Ø
501S3=M4	M4	8 mm	15 mm
501S3=M5	M5	8 mm	15 mm



Two hole joint nut

Reference number 502R1

- With metric thread

Technical data

Article number	Thread	Head Ø
502R1=M4X14	M4	14 mm
502R1=M5X16	M5	16 mm
502R1=M5X18	M5	18 mm
502R1=M6X20	M6	20 mm
502R1=M8X18	M8	18 mm

Small parts and auxiliary materials

Setting nuts, screws and rivets



Carrying strap screw head

Reference number 516S5

- For the attachment of belts and straps
- Stainless steel

Technical data

Article number	Thread	Thread length	Head Ø	Head height
516S5	M4	6.5 mm	14 mm	7 mm



Pad screw head

Reference number 516S3

- For the attachment of belts and straps
- Stainless steel, nickel-plated

Technical data

Article number	Thread	Thread length	Head Ø	Head height	Base Ø
516S3	M4	5.5 mm	6 mm	6.5 mm	8 mm



Pad screw head

Reference number 516N8

- For the attachment of belts and straps
- Plexidur

Technical data

Article number	Head height	Stud Ø	Stud length	Shoulder height
516N8=9	9 mm	4 mm	10 mm	3 mm
516N8=12	200 mm	5 mm	10 mm	4 mm

Small parts and auxiliary materials

Setting nuts, screws and rivets



Countersunk head wood screw, slotted

Reference number 503L1

- For screwing wood
- Steel, nickel-plated
- Oval head
- Countersunk screw, flush with material surface after mounting

Technical data

Article number	Diameter	Length
503L1=3X20	3 mm	20 mm



Brass pins

Reference number 506A1

- For fastening, e.g. brass plates
- With round head and screw thread

Technical data

Article number	Head Ø	Length	Minimum order quantity
506A1=1.3X13	1.3 mm	13 mm	0.25 kg



Washer / lamination disk

Reference number 507U3

- For distributing a screw force on a larger surface area
- Prevents the screw head from sinking in or digging into the material
- Brass

Technical data

Article number	Outside Ø	Borehole Ø	Thickness
507U3=8X3X0.5	8 mm	3 mm	0.5 mm
507U3=10X3X0.5	10 mm	3 mm	0.5 mm
507U3=12X3X0.5	12 mm	3 mm	0.5 mm
507U3=14X3.2X2	14 mm	3.2 mm	2 mm
507U3=14X4X0.5	14 mm	4 mm	0.5 mm
507U3=18X4X0.5	18 mm	4 mm	0.5 mm

Small parts and auxiliary materials

Setting nuts, screws and rivets



Double hollow rivet

Reference number 504H1

- For permanent connections
- Open lower part, closed upper part
- Iron, nickel-plated
- No thread necessary

Technical data

Article number	Head Ø	Length	Minimum order quantity
504H1=7-100	7 mm	8.3 mm	100 pieces
504H1=10-100	10 mm	9.5 mm	100 pieces
504H1=12-100	12 mm	11.7 mm	100 pieces
504H1=7-1000	7 mm	8.3 mm	1000 pieces
504H1=10-1000	10 mm	9.5 mm	1000 pieces
504H1=12-1000	12 mm	11.7 mm	1000 pieces



Hollow rivet

Reference number 504H3

- Can be used for the attachment of, for example, straps and flaps
- For permanent connections
- Open lower part, open upper part
- Brass, nickel-plated
- No thread necessary

Technical data

Article number	Head Ø	Minimum order quantity
504H3=7-100	7 mm	100 pieces
504H3=11-100	11 mm	100 pieces
504H3=13-100	13 mm	100 pieces
504H3=7-1000	7 mm	1000 pieces
504H3=11-1000	11 mm	1000 pieces
504H3=13-1000	13 mm	1000 pieces



Eyelet

Reference number 515A1

- For fabric corsets
- Iron, nickel-plated

Technical data

Article number	Hole Ø	Length	Fits insertion plunger
515A1	4 mm	4 mm	702A1=2



Iron rivet

Reference number 504F1

- For permanent connections
- With flat head
- Iron, galvanised
- No thread necessary

Technical data

Article number	Diameter	Length	Minimum order quantity
504F1=3X10	3 mm	10 mm	1000 pieces
504F1=3X12	3 mm	12 mm	1000 pieces
504F1=3X15	3 mm	15 mm	1000 pieces
504F1=3X25	3 mm	25 mm	1000 pieces
504F1=3X30	3 mm	30 mm	1000 pieces
504F1=4X20	4 mm	20 mm	1000 pieces
504F1=4X25	4 mm	25 mm	1000 pieces



Copper rivet

Reference number 504F2

- For permanent connections
- With flat head
- Copper
- No thread necessary

Technical data

Article number	Diameter	Length	Minimum order quantity
504F2=3X6	3 mm	6 mm	1000 pieces
504F2=3X8	3 mm	8 mm	1000 pieces



Light metal rivet

Reference number 504F3

- For permanent connections
- With flat head
- Aluminium
- No thread necessary

Technical data

Article number	Diameter	Length	Minimum order quantity
504F3=3X6	3 mm	6 mm	1000 pieces
504F3=3X12	3 mm	12 mm	1000 pieces

Small parts and auxiliary materials

Parting agents and lubricants





Silicone grease 400, medium

Reference number 633F11

- As corrosion protection for plug connections, e.g. Myo, E-MAG Active (cable connectors)
- As corrosion protection, e.g. for drive units
- For the planetary gear train of the drive unit in upper limb prosthetics
- For isolating components in the lamination technique
- Very good resistance to heat and cold
- High resistance to ageing
- Good film forming capacity

Technical data

Article image	Article number	Net contents	Packaging
	633F11	0.1 kg	Tube
	633F11=1	1 kg	Can



Silicone grease

Reference number 633F50

- Ideal lubricating layer during vacuum forming on all plaster models (also possible without sock)
- Simplifies the fabrication of consistent wall thicknesses
- Thixotrope
- Air permeable
- Not hardening

Technical data

Article number	Net contents
633F50=1	1 kg
633F50=10	10 kg

Processing and usage examples for 633F50



Remove a quantity of 633F50 silicone grease that is sufficient for the model and apply a thin, even layer to the model.



Silicone parting agent

Reference number 519L5

- For parting, gliding and lubricating
- Protects rubber, plastics and elastomers from becoming brittle
- Compact and solvent-free
- CFC-free



Technical data

Article number	Net contents
519L5	0.4 l



Silicone oil

Reference number 633X35

- For silicone brake segments of the Jüpa knee joints
- Parting agent for rubber and plastics
- Lubricant
- Water repellent
- Temperature resistant

Technical data

Article number	Net contents
633X35=0.010	0.01 kg
633X35=5	5 kg



Workshop oil

Reference number 633X89

- Cleaning agent for casting tables
- Cleans soiled, oil-soaked metal components
- Easily removes rust film
- Removes foreign particles
- Silicone, PTFE, acid and resin free and does not resinify

Technical data

Article number	Net contents
633X89=0.500	500 ml
633X89=5	5 l

Small parts and auxiliary materials

Parting agents and lubricants



Teflon® spray

Reference number 633T2

- For parting, gliding and lubricating
- Excellent anti-adhesive properties
- Without grease



Technical data

Article number	Net contents
633T2	300 ml



Practical recommendation 633T2

With a pendulum-like movement, apply thin and even coats, allowing each coat to dry separately. Polishing with a cloth enhances the repelling characteristics.



Gleitmo paste, white

Reference number 633F16

- For machine elements of all kinds that are subject to simultaneous impact stresses and shaking and/or oscillating movements
- Especially well suited for modular knee joints
- Also suitable as a general assembly paste
- High-performance lubricant for steel (stainless steel, titanium, brass) – also in combination among each other
- For long-term lubrication under extreme conditions
- High resistance to water
- Good adhesion
- Excellent protection against wear and tear
- Good corrosion protection

Technical data

Article number	Net contents	Packaging
633F16=1	1 kg	Can





Wax

Reference number 633W8

- For insulating joints, components and dummies
- Excellent separating effect
- Easy to process

Technical data

Article image	Article number	Net contents
	633W8=12.2	12.2 g
	633W8	425 g

Information material

646A174=GB

Prepreg technology
product information



Special lubricant

Reference number 633F7

- For all bar joints (stainless steel), also in combination with plastic, and for steel joints
- In particular for steel on steel lubrication
- High resistance to water
- Excellent protection against wear and tear
- Good corrosion protection

Technical data

Article number	Net contents	Packaging
633F7=1	1 kg	Can



Special lubricant

Reference number 633G6

- For prosthetic joints
- For the following material combinations: metal on plastic, leather on plastic and plastic on plastic
- Excellent temperature stability (from -25 °C to +120 °C)
- High resistance to cold and hot water
- Excellent flexing resistance
- Excellent protection against wear and tear
- Good corrosion protection

Technical data

Article number	Net contents	Packaging
633G6	0.25 kg	Tube

Small parts and auxiliary materials

Parting agents and lubricants





Special lubricant

Reference number 633F14

- For gliding surfaces and frictional contacts that are subject to high loads and simultaneously require “non-contaminating” lubrication, particularly at low to medium speeds
- For all accessible gear wheels and axes in System Electric Hands and System Electric Greifers
- Good water resistance
- High load-bearing capacity
- Excellent protection against wear and tear
- Good corrosion protection



Technical data

Article image	Article number	Net contents	Packaging
	633F14=0.050	0.05 kg	Tube
	633F14=1	1 kg	Can




Light metal profile bar

Reference number 605P8

- For fabricating system bars
- Aluminium
- Strength: approx. 400 N/mm²
- Round edges
- Good malleability by bending

Technical data

Article number	Length	Width	Thickness	Material	Order unit
605P8=14	1000 mm	14 mm	5 mm	Aluminium	Piece
605P8=16	2000 mm	16 mm	5 mm	Aluminium	Piece
605P8=20	2000 mm	20 mm	5 mm	Aluminium	Piece
605P8=20-12	305 mm	20 mm	5 mm	Aluminium	Piece



Stainless steel profile bar

Reference number 651P4

- For fabricating system bars
- High strength: approx. 800–950 N/mm²
- Round edges
- Spot weldable
- Good malleability by bending

Technical data

Article number	Length	Width	Thickness	Material	Order unit
651P4=16	2000 mm	16 mm	4 mm	Stainless steel	Piece
651P4=20	2000 mm	20 mm	4 mm	Stainless steel	Piece



Spring band steel profile bar

Reference number 651B1

- Stainless steel
- High strength: approx. 1400 N/mm²
- Round edges
- Cold-rolled

Technical data

Article number	Length	Width	Thickness
651B1=12	2000 mm	12 mm	2 mm

Small parts and auxiliary materials

Profiles and metal sheets



Flat steel

Reference number 603F1

- Flat steel
- High strength: approx. 600–700 N/mm²
- Hot-rolled
- Uncoated surface
- Etched
- Oil-free

Technical data

Article number	Length	Width	Thickness
603F1=24X8	3000 mm	24 mm	8 mm



Straps

Reference number 17Z*

- For structural and conventional orthosis fabrication
- For modular joint systems (orthoses)
- Different versions (sheet steel, aluminium plate, stainless steel and titanium) available

Technical data

Article number	Length	Width	Thickness	Material
17Z5=192	192 mm	30 mm	2 mm	Aluminium sheet metal
17Z5=235	235 mm	30 mm	2 mm	Aluminium sheet metal
17Z5=280	280 mm	30 mm	2 mm	Aluminium sheet metal
17Z5=325	325 mm	30 mm	2 mm	Aluminium sheet metal
17Z9=192	192 mm	30 mm	1.5 mm	Stainless steel
17Z9=235	235 mm	30 mm	1.5 mm	Stainless steel
17Z9=280	280 mm	30 mm	2 mm	Stainless steel
17Z9=325	325 mm	30 mm	2 mm	Stainless steel
17Z10=192	192 mm	30 mm	1.6 mm	Titanium
17Z10=235	235 mm	30 mm	1.6 mm	Titanium
17Z10=280	280 mm	30 mm	2 mm	Titanium
17Z10=325	325 mm	30 mm	2 mm	Titanium




Seating tape

Reference number 17Z2

- For structural and conventional orthosis fabrication
- For modular joint systems (orthoses)
- In particular as proximal reinforcement band
- Available in stainless steel

Technical data

Article number	Length	Width	Thickness	Material
17Z2	320 mm	35 mm	2 mm	Stainless steel



Dur aluminum sheet metal


Reference number 605T1

- For fabricating bands and FOs
- The proven classic material
- Aluminium: approx. 95%; copper, magnesium, manganese: approx. 5%
- Strength: approx. 400 N/mm²
- Good malleability by beating and bending



Technical data

Article number	Length	Width	Thickness
605T1=1.5	1000 mm	500 mm	1.5 mm
605T1=2	1000 mm	500 mm	2 mm
605T1=2.25	1000 mm	500 mm	2.25 mm
605T1=2.5	1000 mm	500 mm	2.5 mm
605T1=3	1000 mm	500 mm	3 mm
605T1=4	1000 mm	500 mm	4 mm
605T1=5	1000 mm	500 mm	5 mm



Brass sheet (Durana)

Reference number 608T1

- For fabricating bands and FOs
- Copper: approx. 63%; zinc: approx. 37%
- Strength: approx. 440 N/mm²
- Cold-rolled




Technical data

Article number	Length	Width	Thickness
608T1=1.5	1000 mm	600 mm	1.5 mm
608T1=2	1000 mm	600 mm	2 mm

Small parts and auxiliary materials


Profiles and metal sheets



Sheet steel

Reference number 651T1

- For fabricating bands and FOs
- Stainless steel (V2A)
- High strength: approx. 900–1100 N/mm²
- Uncoated surface
- Cold-rolled



Technical data

Article number	Length	Width	Thickness
651T1=1000X1	1000 mm	1000 mm	1 mm

Small parts and auxiliary materials

Sanding and polishing – for socket routers



Sanding sleeve

Reference number 749Y8

- For 749F6/749F6=T sanding drums and 702L69 grinding roll

Technical data

Article number	Outside Ø	Width	Grain	Weight
749Y8=73X200X24	73 mm	190 mm	24	0.12 kg
749Y8=73X200X150	73 mm	190 mm	150	0.07 kg
749Y8=73X200X40	73 mm	200 mm	40	0.1 kg
749Y8=73X200X60	73 mm	200 mm	60	0.08 kg
749Y8=73X200X80	73 mm	200 mm	80	0.07 kg
749Y8=73X200X100	73 mm	200 mm	100	0.07 kg



Sanding sleeve

Reference number 749Y16

Technical data

Article number	for	Outside Ø	Width	Grain	Weight
749Y16=A45	749Z7=M16x45/749Z7=5/8"x45 polisher/702L68 "Linea" grinding roll	45 mm	70 mm	40	0.02 kg
749Y16=B45	749Z7=M16x45/749Z7=5/8"x45 polisher/702L68 "Linea" grinding roll	45 mm	70 mm	80	0.015 kg
749Y16=C45	749Z7=M16x45/749Z7=5/8"x45 polisher/702L68 "Linea" grinding roll	45 mm	70 mm	120	0.013 kg
749Y16=A60	749Z7=M16x60 / 749Z7=5/8"x60 Polisher	60 mm	70 mm	40	0.03 kg
749Y16=B60	749Z7=M16x60 / 749Z7=5/8"x60 Polisher	60 mm	70 mm	80	0.025 kg
749Y16=C60	749Z7=M16x60 / 749Z7=5/8"x60 Polisher	60 mm	70 mm	120	0.002 kg

Small parts and auxiliary materials

Sanding and polishing—for socket routers



Sanding belt

Reference number 749Y7

Technical data

Article number	for	Outside Ø	Width	Grain	Weight
749Y7=A45X58	749Z3=M16 / 749Z3=5/8 Habermann fine polisher	45 mm	50 mm	60	0.015 kg
749Y7=B45X58	749Z3=M16 / 749Z3=5/8 Habermann fine polisher	45 mm	50 mm	100	0.01 kg
749Y7=C45X58	749Z3=M16 / 749Z3=5/8 Habermann fine polisher	45 mm	50 mm	150	0.009 kg
749Y7=A60X58	749Z2=M16 / 749Z2=5/8 Habermann fine polisher	60 mm	50 mm	60	0.017 kg
749Y7=B60X58	749Z3=M16 / 749Z3=5/8 Habermann fine polisher	60 mm	50 mm	100	0.012 kg
749Y7=C60X58	749Z3=M16 / 749Z3=5/8 Habermann fine polisher	60 mm	50 mm	150	0.011 kg
749Y7=A60X100	749Z4=M16 / 749Z4=5/8 Habermann fine polisher	60 mm	100 mm	60	0.03 kg
749Y7=B60X100	749Z4=M16 / 749Z4=5/8 Habermann fine polisher	60 mm	100 mm	100	0.02 kg
749Y7=C60X100	749Z4=M16 / 749Z4=5/8 Habermann fine polisher	60 mm	100 mm	150	0.018 kg
749Y7=A85X58	749Z5=M16 / 749Z5=5/8 Habermann fine polisher	85 mm	50 mm	60	0.021 kg
749Y7=B85X58	749Z5=M16 / 749Z5=5/8 Habermann fine polisher	85 mm	50 mm	100	0.019 kg
749Y7=C85X58	749Z5=M16 / 749Z5=5/8 Habermann fine polisher	85 mm	50 mm	150	0.013 kg



Sanding sleeve

Reference number 749Y22

- For 749Z8 sanding drum

Technical data

Article number	Outside Ø	Width	Grain	Weight
749Y22=A25	25 mm	52 mm	40 (coarse)	0.008 kg
749Y22=C25	25 mm	52 mm	120 (fine)	0.008 kg

Small parts and auxiliary materials

Sanding and polishing – for socket routers



Sanding sleeve

Reference number 749Y9

Technical data

Article number	for	Outside Ø	Width	Grain	Weight
749Y9=A22	749Z6=M16X22 / 749Z6=5/8"X22 Sanding drum	22 mm	20 mm	40 (A)	0.002 kg
749Y9=C22	749Z6=M16X22 / 749Z6=5/8"X22 Sanding drum	22 mm	20 mm	120 (A)	0.002 kg
749Y9=A30	749Z6=M16X30 / 749Z6=5/8"X30 Sanding drum	30 mm	30 mm	40 (A)	0.004 kg
749Y9=C30	749Z6=M16X30 / 749Z6=5/8"X30 Sanding drum	30 mm	30 mm	120 (A)	0.003 kg



Sanding sleeve

Reference number 749Y90

- For 749Z6=M16X30 / 749Z6=5/8"X30 sanding drum

Technical data

Article number	Outside Ø	Width	Grain	Weight
749Y90=40	30 mm	30 mm	40	0.004 kg



Sanding sleeve

Reference number 749Y45

- For 749Z16=M16 / 749Z16=5/8 sanding drum

Technical data

Article number	Outside Ø	Width	Grain	Weight
749Y45=80	11 mm	25 mm	80	0.002 kg
749Y45=150	11 mm	25 mm	150	0.002 kg

Small parts and auxiliary materials

Sanding and polishing—for socket routers



Sanding sleeve

Reference number 749Y48

- For 749Z17=M16 / 749Z17=5/8 sanding drum

Technical data

Article number	Outside Ø	Width	Grain	Weight
749Y48=80	16 mm	32 mm	80	0.002 kg
749Y48=150	16 mm	32 mm	150	0.002 kg



Sanding sleeve

Reference number 749Y49

- For 749Z18=M16 / 749Z18=5/8 sanding drum
- For 702L93 podo grinding roll

Technical data

Article number	Outside Ø	Width	Grain	Weight
749Y49=80	21 mm	40 mm	80	0.002 kg
749Y49=150	21 mm	40 mm	150	0.002 kg



Sanding sleeve

Reference number 749Y10

Technical data

Article number	for	Outside Ø	Width	Grain	Weight
749Y10=A45	749F8=M16X45/749F8=5/8X45 sanding cone and 702L94 Podo grinding roll	45 mm	65 mm	40	0.18 kg
749Y10=B45	749F8=M16X45/749F8=5/8X45 sanding cone and 702L94 Podo grinding roll	45 mm	65 mm	80	0.16 kg
749Y10=A65	749F8=M16X65/749F8=5/8X65 sanding cone and 702L96 Podo grinding roll	65 mm	90 mm	40	0.41 kg
749Y10=B65	749F8=M16X65/749F8=5/8X65 sanding cone and 702L96 Podo grinding roll	65 mm	90 mm	80	0.335 kg

- Only sold in package units of six pcs.

Small parts and auxiliary materials

Sanding and polishing – for socket routers



Pre-cut sanding belt piece

Reference number 649G19

- For 749Z11 smoothing/buffing polisher

Technical data

Article number	Length	Width	Grain
649G19=80	55 mm	70 mm	80
649G19=120	55 mm	70 mm	120

Small parts and auxiliary materials

Sanding and polishing—for belt sanders



Sanding belt

Reference number 649G6

Technical data

Article number	for	Length	Width	Grain	Weight
649G6=180X30X40	701P25 / 701P3 (old version) Belt sander	1800 mm	300 mm	40	0.73 kg
649G6=200X25X40	701P4 Belt sander	2000 mm	250 mm	40	0.82 kg



Sanding belt

Reference number 649G60

- For 701P250 belt sander

Technical data

Article number	Length	Width	Grain	Weight
649G60=2175X320	2175 mm	320 mm	40	0.912 kg



Sanding belt

Reference number 649G14

- For 701P30 combination disc sander and belt sander

Technical data

Article number	Length	Width	Grain	Weight
649G14=250X60	2500 mm	50 mm	60	0.16 kg
649G14=250X120	2500 mm	50 mm	120	0.16 kg
649G14=250X180	2500 mm	50 mm	205	0.16 kg
649G14=300X60	3000 mm	50 mm	60	0.19 kg
649G14=300X120	3000 mm	50 mm	120	0.19 kg
649G14=300X180	3000 mm	50 mm	205	0.19 kg

Small parts and auxiliary materials

Sanding and polishing – orthopaedic footwear specialism/Flexam machines




Sanding belt, 1650 x 40

Reference number 649G121

- For machines for orthopaedic footwear specialism: 701L70=FSBP140 / 701L21=SB85 / 701L21=SB105 / 701L21=SB125 / 701L22=SBW105 / 701L23=FSBW150 / 701L24=LSB115 / 701L24=FLSB145 / 701L25=FSB115 / 701L25=FSB150 / 701L60=SB75 / 701L60=P110 / 701L61=FSB130 / 701L62=115B

Technical data

Article number	Length	Width	Grain	Weight
649G121=24	1650 mm	40 mm	24	0.121 kg
649G121=36	1650 mm	40 mm	36	0.109 kg
649G121=60	1650 mm	40 mm	60	0.083 kg
649G121=80	1650 mm	40 mm	80	0.076 kg
649G121=120	1650 mm	40 mm	120	0.061 kg




Sanding belt, 1480 x 100

Reference number 649G124

- For machines for orthopaedic footwear specialism: 701L20=S60-A / 701L20=S125 / 701L21=SB60 / 701L21=SB85 / 701L21=SB105 / 701L21=SB125 / 701L24=LSB115 / 701L24=LSB120 / 701L24=FLSB145 / 701L25=FSB115 / 701L25=FSB150 / 701L51=S50 / 701L60=SB75 / 701L60=P110 / 701L61=FSB130 / 701L62=115B

Technical data

Article number	Length	Width	Grain	Weight
649G124=24	1480 mm	100 mm	24	0.272 kg
649G124=36	1480 mm	100 mm	36	0.244 kg
649G124=60	1480 mm	100 mm	60	0.186 kg
649G124=80	1480 mm	100 mm	80	0.17 kg



Sanding belt, 1650 x 100

Reference number 649G125


- For machines for orthopaedic footwear specialism: 701L21=SB125 / 701L23=FSBW150 / 701L25=FSB150 / 701L61=FSB130

Technical data

Article number	Length	Width	Grain	Weight
649G125=24	1650 mm	100 mm	24	0.304 kg
649G125=36	1650 mm	100 mm	36	0.272 kg
649G125=60	1650 mm	100 mm	60	0.208 kg
649G125=80	1650 mm	100 mm	80	0.19 kg
649G125=120	1650 mm	100 mm	120	0.152 kg

Small parts and auxiliary materials

Sanding and polishing – orthopaedic footwear specialism/Flexam machines




Sanding belt, 1125 x 100

Reference number 649G155

- For 701L40 Flexam Undercover 100

Technical data

Article number	Length	Width	Grain	Weight
649G155=24	1125 mm	100 mm	24	0.207 kg
649G155=80	1125 mm	100 mm	80	0.129 kg
649G155=120	1125 mm	100 mm	120	0.104 kg



Sanding sleeve

Reference number 649G110

- For 749Y112 grinding roll

Technical data

Article number	Diameter	Width	Grain
649G110=60	125 mm	35 mm	60
649G110=80	125 mm	35 mm	80



Sanding sleeve

Reference number 649G112

- For 749Y110 pneumatic grinding roll

Technical data

Article number	Diameter	Width	Grain
649G112=60	71 mm	200 mm	60
649G112=80	71 mm	200 mm	80

Small parts and auxiliary materials

Sanding and polishing – orthopaedic footwear specialism/Flexam machines



Sanding sleeve

Reference number 649G130

- For 702L63 pneumatic grinding roll

Technical data

Article number	Diameter	Width	Grain
649G130=60	71 mm	200 mm	60
649G130=80	71 mm	200 mm	80
649G130=100	71 mm	200 mm	100



Sanding sleeve

Reference number 749Y8

- For 749F6/749F6=T sanding drums and 702L69 grinding roll

Technical data

Article number	Outside Ø	Width	Grain	Weight
749Y8=73X200X24	73 mm	190 mm	24	0.12 kg
749Y8=73X200X150	73 mm	190 mm	150	0.07 kg
749Y8=73X200X40	73 mm	200 mm	40	0.1 kg
749Y8=73X200X60	73 mm	200 mm	60	0.08 kg
749Y8=73X200X80	73 mm	200 mm	80	0.07 kg
749Y8=73X200X100	73 mm	200 mm	100	0.07 kg



Sanding sleeve


Reference number 749Y16

Technical data

Article number	for	Outside Ø	Width	Grain	Weight
749Y16=A45	749Z7=M16x45/749Z7=5/8"x45 polisher/702L68 "Linea" grinding roll	45 mm	70 mm	40	0.02 kg
749Y16=B45	749Z7=M16x45/749Z7=5/8"x45 polisher/702L68 "Linea" grinding roll	45 mm	70 mm	80	0.015 kg
749Y16=C45	749Z7=M16x45/749Z7=5/8"x45 polisher/702L68 "Linea" grinding roll	45 mm	70 mm	120	0.013 kg
749Y16=A60	749Z7=M16x60 / 749Z7=5/8"x60 Polisher	60 mm	70 mm	40	0.03 kg
749Y16=B60	749Z7=M16x60 / 749Z7=5/8"x60 Polisher	60 mm	70 mm	80	0.025 kg
749Y16=C60	749Z7=M16x60 / 749Z7=5/8"x60 Polisher	60 mm	70 mm	120	0.002 kg

Small parts and auxiliary materials

Sanding and polishing – orthopaedic footwear specialism/Flexam machines



Sanding sleeve

Reference number 649G136

- For 702L72 grinding roll

Technical data

Article number	Diameter	Grain	Weight
649G136=80	60 mm	80	0.009 kg
649G136=120	60 mm	120	0.009 kg



Sanding sleeve for sanding cone

Reference number 649G128

- For 702L56 sanding cone

Technical data

Article number	Diameter	Width	Grain	Weight
649G128	29/50 mm	40 mm	40	0.005 kg



Sanding sleeve for sanding cone

Reference number 649G129

- For 702L58 sanding cone

Technical data

Article number	Diameter	Width	Grain	Weight
649G129	35/90 mm	47 mm	40	0.013 kg

Small parts and auxiliary materials

Sanding and polishing – orthopaedic footwear specialism/Flexam machines



Sanding sleeve

Reference number 749Y49

- For 749Z18=M16 / 749Z18=5/8 sanding drum
- For 702L93 podo grinding roll

Technical data

Article number	Outside Ø	Width	Grain	Weight
749Y49=80	21 mm	40 mm	80	0.002 kg
749Y49=150	21 mm	40 mm	150	0.002 kg



Sanding sleeve

Reference number 749Y10

Technical data

Article number	for	Outside Ø	Width	Grain	Weight
749Y10=A45	749F8=M16X45/749F8=5/8X45 sanding cone and 702L94 Podo grinding roll	45 mm	65 mm	40	0.18 kg
749Y10=B45	749F8=M16X45/749F8=5/8X45 sanding cone and 702L94 Podo grinding roll	45 mm	65 mm	80	0.16 kg
749Y10=A65	749F8=M16X65/749F8=5/8X65 sanding cone and 702L96 Podo grinding roll	65 mm	90 mm	40	0.41 kg
749Y10=B65	749F8=M16X65/749F8=5/8X65 sanding cone and 702L96 Podo grinding roll	65 mm	90 mm	80	0.335 kg

- Only sold in package units of six pcs.



Sanding sleeve

Reference number 649G153

- For 702L161 naumkeag

Technical data

Article number	Diameter	Grain	Weight
649G153=80	130 mm	80	0.025 kg
649G153=100	130 mm	100	0.022 kg
649G153=120	130 mm	120	0.019 kg

Small parts and auxiliary materials

Sanding and polishing – orthopaedic footwear specialism/Flexam machines




Sanding sleeve

Reference number 649G154

- For 702L160 naumkeag

Technical data

Article number	Diameter	Grain	Weight
649G154=60	90 mm	60	0.011 kg
649G154=80	90 mm	80	0.009 kg
649G154=100	90 mm	100	0.009 kg
649G154=120	90 mm	120	0.008 kg



Sanding belt

Reference number 649G126

- For 701P45 grinding machine

Technical data

Article number	Length	Width	Grain	Weight
649G126=60	875 mm	100 mm	60	0.110 kg
649G126=120	875 mm	100 mm	120	0.081 kg



Sanding belt

Reference number 649G146

- For 701P46 “Oneliner VS1150” bench grinding machine

Technical data

Article number	Length	Width	Grain	Weight
649G146	1149 mm	150 mm	24	0.317 kg




Polishing paste, green

Reference number 649Z7

- For nickel
- For plastics
- For surface treatment
- For high-gloss polishing

Technical data

Article number	Weight
649Z7	0.7 kg



White corundum sanding paper

Reference number 649P7

- For groundwood
- Excellent sanding performance

Technical data

Article number	Width	Grain
649P7=40	600 mm	40
649P7=60	600 mm	60
649P7=80	600 mm	80
649P7=100	600 mm	100

• Please indicate the required length in metres when ordering.



Linen sanding belt

Reference number 649G4

- For groundwood
- For machine sanding
- Fast sanding and dispersion


Technical data

Article number	Width	Grain
649G4=55XK40	55 mm	40
649G4=55XK100	55 mm	100
649G4=55XK180	55 mm	180
649G4=100XK40	100 mm	40
649G4=100XK60	100 mm	60
649G4=100XK80	100 mm	80
649G4=100XK100	100 mm	100
649G4=100XK120	100 mm	120

• Please indicate the required length in metres when ordering.

Small parts and auxiliary materials

Sanding and polishing



Grit cloth

Reference number 649G22

- Facilitates the simplified surface treatment of plaster models
- Adapts to curvatures during the sanding process

Technical data

Article number	Length	Width	Grain
649G22=100	280 mm	230 mm	100
649G22=180	280 mm	230 mm	205



Soft Pad sanding paper

Reference number 649G26

- For manual finish grinding of contours, curvatures and hard to reach areas
- Polyurethane foam with aluminium oxide
- Can be used wet and dry
- Highly flexible, does not buckle
- Does not form sharp edges
- Adapts to any contour
- Does not slip in the hand
- Produces a very fine and even finish

Technical data

Article number	Version	Length	Width	Grain	Height	Order unit	Package contents
649G26=320	320	115 mm	140 mm	320 – 400 (fine)	5 mm	Package	20 pieces
649G26=400	400	115 mm	140 mm	400 – 500 (super fine)	5 mm	Package	20 pieces

Processing and usage examples for 649G26



Compress 649G26 Soft Pad sanding paper and submerge it in water until fully soaked.



With the soaked Soft Pad sanding paper, sand the plaster model using the abrasive side with circular movements and low pressure. (Do not rinse sanding residue under running water!) Soft pad sanding paper can be folded centrally, so that small radii can be worked without damaging the brim.



Soak Soft Pad sanding paper with water again and use the foam side to hone the plaster model in order to close fine pores with the accumulated plaster residue.



Silver solder

Reference number 637L8

- For soldering stainless steel, e.g. for soldering all Ottobock bars made of stainless steel
- Melting temperature: 595–630 °C
- Excellent flow characteristics
- Soldered joints are durable up to an operating temperature of 200 °C

Technical data

Article number	Diameter	Length
637L8=1.5X500	1.5 mm	500 mm



Fluxing agent

Reference number 637F1

- For soldering with 637L8=1.5x500 silver solder
- For soldering steel, stainless steel and other metals, except light metals
- Pasty consistency



Technical data

Article number	Weight
637F1=0.100	0.1 kg
637F1=0.500	0.5 kg

i Practical recommendation 637F1

- If the paste is too thick for certain applications, it can be thinned with water.
- Flux residue can be removed with water or etching agent.



Uncoated wire

Reference number 637D1


- For autogenous welding
- Low-alloy steel
- Low viscosity
- Suitable for operating temperatures up to 350 °C

Technical data

Article number	Diameter	Length
637D1=2	2 mm	1000 mm
637D1=3	3 mm	1000 mm
637D1=4	4 mm	1000 mm

Small parts and auxiliary materials

Soldering and welding materials



Welding electrode

Reference number 637E1

- For welding stainless steel, e.g. for welding all Ottobock bars made of stainless steel
- For base materials that are hard to weld, e.g. tool steel
- Good corrosion protection
- Suitable for operating temperatures up to 300 °C

Technical data

Article number	Diameter	Length
637E1=2X300	2 mm	300 mm



Sintering powder

Reference number 618T40

- For coating metal parts in a sintering bath, e.g. orthotic bars
- For a smooth surface
- Ionomer
- Thermoplastic powder
- Melting temperature: 93 °C
- Welding temperature: 105–108 °C
- Good corrosion protection
- Good UV protection

Technical data

Article number	Net contents	Colour
618T40=H	4 kg	Beige
618T40=W	4 kg	White
618T40=S	4 kg	Black



Shrinkable tubing

Reference number 616Z9

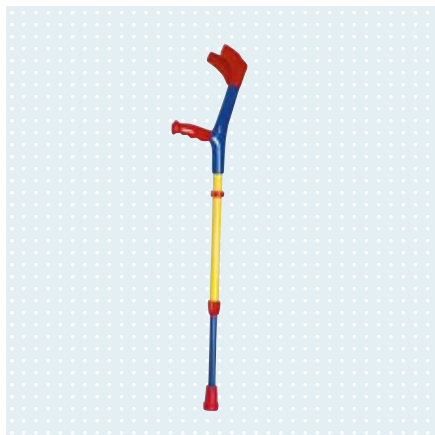
- For covering devices, e.g. orthotic joints or orthotic bars
- Plastic hose with rounded edges
- Good insulation protection
- Good corrosion protection
- Good resistance to liquids

Technical data

Article number	Diameter	Length	Colour
616Z9=19X61	19 mm	50 m	Black
616Z9=25.4X30	25.4 mm	50 m	Black

Small parts and auxiliary materials

Forearm crutches and canes



Forearm crutches for children

Reference number 22K10

- Forearm crutch
- Ideal for children's hands
- For safety when walking
- Cushioned with a rubber cap to ensure a good grip when walking
- Secure and comfortable grip
- Attractive design for children

Technical data

Article number	Fits capsules	Colour
22K10	23K12=B 23K12=R	Multi-coloured



Forearm crutches for children

Reference number 22K5

- Forearm crutch
- Ideal for children's hands
- For safety when walking
- With plastic grip
- Cushioned with a rubber cap to ensure a good grip when walking
- Light metal
- Height-adjustable in 25 mm increments, from 660 to 860 mm (floor to grip)
- Secure and comfortable grip
- Weight: 0.880 kg/pair

Technical data

Article number	Fits capsules	Colour
22K5	23K2=16 23K6=16	Blue Silver anodized



Forearm crutches

Reference number 22K*

- Forearm crutch
- For safety when walking
- With plastic grip
- Cushioned with a rubber capsule, ensures good grip when walking
- Light metal
- Height-adjustable in 25 mm increments from 780 to 980 mm (floor to grip)
- Secure and comfortable grip
- Weight: 1.140 kg/pair
- Maximum load capacity: 140 kg/each

Technical data

Article number	Fits capsules	Colour
22K2	23K2=16 23K6=16	Silver anodized
22K4	23K11	Blue




Forearm crutches

Reference number 22K7

- Forearm crutch
- For safety when walking
- With softgrip
- Cushioned with a rubber capsule, ensures good grip when walking
- Light metal
- Height-adjustable in 25 mm increments from 780 to 980 mm (floor to grip)
- Safe and pleasant softgrip handle
- Weight: 1.260 kg/pair
- Maximum load capacity: 140 kg/each

Technical data

Article number	Fits capsules	Colour
22K7	23K11	Blue Silver anodized



Anatomical softgrip handles

Reference number 23K77

- For 22K7 forearm crutches
- 1 pair – for left and right
- Anatomical shape
- Protection against pressure points even after extended use
- Pleasantly soft and comfortable feel
- Reduces symptoms of fatigue

Technical data

Article number
23K77

- Please order separately as required!



Support cane

Reference number 22S2

- For safety when walking
- Without rubber cap
- Wood
- Anatomical shape of the handle

Technical data

Article number	Fits capsules	Colour
22S2=S	23K1=2	Black
22S2=B	23K1=2	Brown

Small parts and auxiliary materials

Forearm crutches and canes



Rubber capsule

Reference number 23K1

- For 22S2 support cane
- Ensures good grip while walking

Technical data

Article number	Hole Ø	Size	Colour
23K1=00	14 mm	00	Black
23K1=0	16 mm	0	Black
23K1=1	18 mm	1	Black
23K1=2	20 mm	2	Black
23K1=3	22 mm	3	Black



Rubber capsule, elastic

Reference number 23K2

- For 22K2 and 22K5 forearm crutches
- Ensures good grip while walking

Technical data

Article number	Hole Ø	Colour
23K2=16	16 mm	Grey
23K2=21	21 mm	Grey



Rubber capsule, elastic

Reference number 23K6

- For 22K2 and 22K5 forearm crutches
- Ensures good grip while walking

Technical data

Article number	Hole Ø	Colour
23K6=16	16 mm	Black
23K6=21	18 mm	Black



Rubber capsule

Reference number 23K11

- For 22K4 and 22K7 forearm crutches
- Ensures good grip while walking

Technical data

Article number	Hole Ø	Colour
23K11	16 mm	Blue



Rubber capsule

Reference number 23K12

- For 22K10 forearm crutches for children
- Ensures good grip while walking

Technical data

Article number	Hole Ø	Colour
23K12=R	16 mm	Red
23K12=B	16 mm	Blue





Protective equipment

Ottobock offers protective equipment for products that are hazardous pursuant to the Ordinance on Hazardous Substances. This includes products to protect the hands, face, eyes, respiratory tract and other parts of the body. See our safety data sheets for the required information about protective equipment suitable for the product.

Products for first aid treatment in case of accidents are offered as well.



Visit www.pem.ottobock.com to obtain up-to-date product information at any time.

Protective equipment



Heat protection gloves

Reference number 641H13

- For use with plastics
- With cuff
- Cotton jersey
- Roughened on the inside
- Loosely woven
- Good fit
- Breathable
- Flame retardant impregnation

Technical data

Article number	Length	Weight	Colour	Order unit
641H13	240 mm	0.110 kg	Sand/beige	Pair



Heat protection gloves

Reference number 641H3

- For use with plastics
- With cuff
- Cotton terrycloth
- Good fit
- Flame retardant impregnation

Technical data

Article number	Length	Weight	Colour	Order unit
641H3	280 mm	0.17 kg	Raw white	Pair



Mechanical protection gloves

Reference number 641H15

- Alternative to leather glove
- With canvas cuff
- Protects against oil, grease and moisture
- Nitrile-coated fabric with cotton jersey
- Good grip
- High mechanical load capacity
- Excellent fit
- High wearer comfort
- Elastic strap on back of hand

Technical data

Article number	Size	Colour	Order unit
641H15=9	9	Grey/brown	Pair
641H15=10	10	Grey/brown	Pair



Protective gloves

Reference number 756Y8

- Protective glove for welding work
- Chrome split leather
- With long cuffs
- Robust and soft

Technical data

Article number	Length	Weight	Order unit
756Y8	350 mm	0.18 kg	Pair



Cut-resistant protective gloves

Reference number 641H14

- Against cuts
- With cuff
- Very good protection against cuts
- Good fit
- Good grip
- Protection against moisture
- Breathable

Technical data

Article number	Size	Colour	Order unit
641H14=7	7	Grey	Pair
641H14=8	8	Grey	Pair
641H14=9	9	Grey	Pair
641H14=10	10	Grey	Pair



Disposable gloves

Reference number 641H1

- For single use
- PVC

Technical data

Article number	Weight	Order unit
641H1	0.338 kg	Pair

Protective equipment



Latex glove for plastering work

Reference number 641H12

- For plastering work
- Powder-free
- One size fits all
- Highly elastic
- High touch sensitivity and secure grip
- Not sterile

Technical data

Article number	Size	Order unit	Package contents
641H12	7 ½	Package	100 pieces



Latex-free examination glove

Reference number 641H9

- Wide range of applications
- 100% nitrile
- Latex-free
- Powder-free
- One size fits all
- Highly elastic
- High touch sensitivity and secure grip
- Not sterile

Technical data

Article number	Size	Colour	Order unit	Package contents
641H9=2	8	Blue	Package	100 pieces
641H9=3	9	Blue	Package	100 pieces

Information material

646A174=GB

Prepreg technology
product information



Chemical protection glove

Reference number 641H17

- Against numerous chemicals
- Nitrile-coated fabric
- Excellent fit permits working for long periods without fatigue
- Good grip thanks to roughened fingertips, even with wet components

Technical data

Article number	Size	Colour	Order unit	Package contents
641H17=7	7	Blue	Package	100 pieces
641H17=8	8	Blue	Package	100 pieces
641H17=9	9	Blue	Package	100 pieces
641H17=10	10	Blue	Package	100 pieces
641H17=11	11	Blue	Package	100 pieces



Chemical protection gloves

Reference number 641H16

- Against numerous chemicals
- Nitrile-coated fabric
- Flexible in order to adapt to the hand
- Thanks to the length of 300 mm, a large part of the forearm is protected against contact with chemicals
- Reduced perspiration through light velour

Technical data

Article number	Size	Colour	Order unit
641H16=8	8	Green	Pair
641H16=9	9	Green	Pair
641H16=10	10	Green	Pair



Chemical protection gloves

Reference number 641H18

- Against numerous chemicals
- Butyl rubber
- Lightly powdered on the inside to make putting on and taking off easier
- Very high impermeability to gas
- High resistance to chemicals

Technical data

Article number	Size	Colour	Order unit
641H18=8	8	Black	Pair
641H18=9	9	Black	Pair
641H18=10	10	Black	Pair





Protective goggles

Reference number 756Y6

- Protects the eyes against harmful influences such as chemicals, dust and splinters
- Adjustable earpieces

Technical data

Article image	Article number	Version
	756Y6=1	Plastic lenses, colourless
	756Y6=2	Grey polycarbonate lenses, for welding work (protection level: 5)

Protective equipment



Protective goggles

Reference number 756Y64

- Protects the eyes against harmful influences such as chemicals, dust and splinters
- 100% UV protection
- One-piece lens with side guard and eyebrow protection
- Individually adjustable lens angle and earpiece length
- DX coating = antifog, antistatic, scratch-proof

Technical data

Article number	Version
756Y64=1	Colourless acrylic glass



Face guard

Reference number 756Y15

- Protects the face against harmful influences such as dust and splinters
- Plastic
- With non-fogging 1 mm thick plastic lens, 540 x 195 mm
- A twist fastener allows for adjustment to different head sizes

Technical data

Article number	Weight
756Y15	0.25 kg



Replacement screen for face guard

Reference number 756Y16

- Non-fogging, 1 mm thick, 540 x 195 mm plastic lens

Technical data

Article number	Spare part for	Weight
756Y16	756Y15	0.125 kg

- Please order separately as required.



Electric welder safety shield

Reference number 756Y7

- Protects the eyes and face during arc welding
- Synthetic fibres
- Athermal glass (protection class: 9A DIN) and colourless front glass (replaceable)
- With handle

Technical data

Article number	Weight
756Y7	0.39 kg



Hearing protection

Reference number 756Y17

- Earmuffs for loud environments
- Excellent insulating properties
- Wide, soft padded liners
- Perfect adaptation to the shape of the head
- Variably adjustable

Technical data

Article number	Weight	Colour
756Y17	0.21 kg	Green

Protective equipment



Disposable particle filter masks

Reference number 756Y22

- For dusty work in industry and trades
- Protection against solid and damp particles
- Protection levels and certifications compliant with EN 149:2001
- Synsafe material for minimum breathing resistance and maximum filter performance
- Lightweight and user-friendly
- Exhalation valve for longer periods of use and increased breathing comfort
- High intake capacity
- High wearer comfort
- Hygienic, individual packaging, thus providing protection against contamination and ensuring availability of clean respiratory protection at all times
- Folded design allows for easy carrying in pockets

Technical data

Article number	Pollutant class	Valves	Weight	Colour
756Y22=1	FFP1(1)	without valve (-)	12 g	Dark blue
756Y22=1V	FFP1(1)	with valvel (V)	18 g	Dark blue
756Y22=2	FFP2 (2)	without valve (-)	22 g	Light blue
756Y22=2V	FFP2 (2)	with valvel (V)	28 g	Light blue
756Y22=3V	FFP3 (3)	with valvel (V)	28 g	White

i Practical recommendation 756Y22

Application

FFP1:	Up to four times the limit value	Against solid and liquid particles	Milling, grinding, sawing, sweeping floors
FFP2:	Up to 10 times the limit value	Against solid and liquid particles	Woodworking with oak, welding, spraying emulsions with low vapour pressure, coating work, processing carbon fibre and fibreglass materials (e.g. cutting)
FFP3:	Up to 30 times the limit value	Against solid and liquid particles	Spraying varnishes, sanding cured carbon fibre and fibreglass materials

FFP = filtering face piece




Respiratory protection half-mask

Reference number 756Y80

- As breathing protection
- For use with particle filters or gas filters and combination filters with a round thread Rd 91
- Does not include filter
- Good fit
- Impermeability of a full mask
- Material of the mask body is comfortable to wear
- Easy to put on and take off thanks to head piece with anti-slip harness
- Doesn't exert pressure when worn under a safety helmet
- Tested in compliance with EN 140, with CE marking

Technical data

Article number	Size	Weight (without filter)
756Y80	Medium/large	0.19 kg



Coarse dust filter


Reference number 756Z5

- Pre-filter for filters with Rd 91 thread

Technical data

Article number	Accessory for	Weight	Order unit	Package contents
756Z5	756Y80	0.15 kg	Package	50 pieces

- Please order separately as required.



Combination filter

Reference number 756Z4

- Screw filter with Rd 91 thread for 756Y80 respiratory protection half-mask
- Particle filter class A1-P2: A = organic gases, 1 = low retention characteristics, P = particles, 2 = medium retention characteristics
- Tested in compliance with EN 141, with CE marking

Technical data

Article number	Accessory for	Weight	Order unit	Package contents
756Z4	756Y80	0.55 kg	Package	5 pieces

- Please order separately as required.



Carrying case

Reference number 754T3

- Used to securely store the 756Y80 respiratory protection half-mask
- Sturdy design, with shoulder strap

Technical data

Article number	Accessory for	Weight
754T3	756Y80	0.38 kg

- Please order separately as required.

Protective equipment



Plastering apron

Reference number 641S1

- For plastering work
- With fabric reinforcement
- Resistant to many acids

Technical data

Article number	Length	Width	Weight	Colour
641S1	100 cm	80 cm	0.75 kg	White



Disposable aprons

Reference number 641S5

- For single use
- Environmentally friendly
- Ultra-light yet extremely strong
- Wrought
- Impermeable to moisture
- Hygienic

Technical data

Article number	Length	Width	Order unit	Package contents
641S5	140 cm	80 cm	Package	100 piece(s)



Protective smock

Reference number 641S6

- For protection, ideal for decanting and filling tasks
- Protects against particles and splashed liquids
- TYVEK-PRACTIK material
- 5 snap fasteners, 2 pockets
- Custom sizes available
- Low-lint
- Ultra light
- High tear and abrasion resistance
- Antistatic
- Breathable

Technical data

Article number	Size	Colour
641S6=M	M	White
641S6=L	L	White
641S6=XL	XL	White
641S6=XXL	XXL	White



Welder's apron

Reference number 756Y14

- Offers protection during welding
- Chrome split leather
- Two adjustable straps

Technical data

Article number	Length	Width	Weight
756Y14	100 cm	80 cm	1.2 kg



Boot cover

Reference number 641S7

- For protecting shoes/boots
- Heavy PE film
- With rectangular pattern
- Elastic strap
- Ankle tie
- Reinforced outsole

Technical data

Article number	Height	Thickness	Order unit
641S7	56 cm	150 µm	Pair



Hand disinfectant

Reference number 640Z19

- For hygienic and surgical hand disinfection and for rubbing in
- Comprehensive effectiveness against bacteria, fungi and enveloped viruses
- Also effective against adenovirus, papovavirus and rotavirus
- Excellent immediate effect
- Moisturising
- Very well tolerated even with continuous use
- Ready to use – no wash basin and water required



Technical data

Article number	Net contents
640Z19	500 ml

Protective equipment



Room disinfectant

Reference number 640Z40

- For combination with the 758E1 room disinfection unit
- For the elimination of bacteria, viruses and fungi
- 3% hydrogen peroxide with silver complex
- Good material compatibility, including sensitive electronics
- Cleans without residues

Technical data

Article number	Accessory for	Contents
640Z40	758E1	5 l

Information material

646D708=EN

758E1 room disinfection
unit product information



Washing lotion

Reference number 640F23

- For thorough and gentle hand and body hygiene
- Advanced, skin-friendly surfactants
- pH of approximately 5.5, ideal for skin
- Free of soap and alkali
- Free of perfume and colorants
- Fast and drip-free dispensing right from the bottle

Technical data

Article number	Net contents
640F23	500 ml



Cellona® skin protection cream

Reference number 640Z10

- Protection and care cream for use during plastering work
- Easy dosing
- Penetrates quickly
- The skin is covered by a permeable protective care film
- Ideal for highly stressed skin

Technical data

Article number	Net contents	Order unit
640Z10	0.1 l	Tube

Cellona® is a registered trademark of Lohmann.



Skin protection 1-2-3 plus

Reference number 640Z18

- Care cream and skin protection before and after work
- Effective protection against water-soluble and oil-soluble foreign substances as well as changing agents
- Blocks potential allergens
- Boosts the skin's natural protective functions
- Improves the condition of the skin
- Effective skin care

Technical data

Article number	Net contents
640Z18=0.1	1 l





Bandages

Reference number 627B18

- 627B18=1: For dressing injuries and wounds on the fingers
- Made of lengthwise and crosswise elastic textile fabric
- Ready to use blanks for immediate application
- Time-saving and hygienic
- Good permanent adhesion
- Secure and firm hold, even under severe strain
- Air permeable
- 627B18=2: For dressing injuries and wounds
- Hygienic box for partial removal
- Reliable adhesion
- Wound pad designed not to stick to the wound
- Perforations for wound aeration

Technical data

Article image	Article number	Description	Length	Width	Order unit	Package contents
	627B18=1	Finger bandage	120 mm	20 mm	Package	100 piece(s)
	627B18=2	Quick wound dressing	5 m	80 mm	Package	1 piece(s)

Protective equipment



First-aid kit

Reference number 758X5

- For operations and shelters in compliance with Section 39
- DIN 13157 C
- With wall mount

Technical data

Article number	Width	Depth	Height	Weight
758X5	260 mm	160 mm	80 mm	1.8 kg



Eyewash station

Reference number 758X11

- As a first-aid station for flushing eyes to remove foreign substances such as dust and chemicals
- Stationary wall cabinet made of sheet steel
- With special holder for two eye flushing bottles
- Always at hand and ready for use

Technical data

Article number	Length	Width	Depth	Weight	Scope of delivery	Colour
758X11	350 mm	260 mm	100 mm	2.3 kg	Without eyewash bottles	9016 Traffic white



Eyewash bottle set

Reference number 758Y100

- In case of danger to eyesight due to harmful substances
- Two eye flushing bottles
- Filled with 1,000 ml sterile, physiological, isotonic saline solution (0.9%)
- In accordance with DIN 12930, CE 0562
- Flushes foreign substances from the eye
- Can be used for approx. three years in an unopened condition

Technical data

Article number	Accessory for	Diameter	Height	Weight
758Y100	758X11	80 mm	305 mm	2.3 kg

- Please order separately as required.

Index

A	
Acetone.....	204
Acryform Mono.....	171
Acryform Poly.....	170
Acrymed Mono.....	170
Acrymed Poly.....	170
Adhesive tape for vacuum technique.....	37, 116, 130, 145, 150, 200
Akemi fast curing putty.....	174
Alabaster modelling plaster.....	17
Alginate.....	27
Anatomical softgrip handles.....	367
Anchor preform.....	87
Antibacterial ThermoLyn clear.....	41
Antibacterial ThermoLyn rigid.....	42
Antibacterial ThermoLyn soft, beige.....	44
Antibacterial ThermoLyn soft, colourless.....	43
Attachment plate.....	333
B	
Bandage rosette.....	331, 332
Bandages.....	383
“Bears, blue, green, grey” socket decor.....	274
“Bears, blue, green, grey” thermopaper.....	256
“Bears, green, purple, orange” socket decor.....	273
“Bears, green, purple, orange” thermopaper.....	254
“Bears, red, blue, yellow” socket decor.....	270
“Bears, red, blue, yellow” thermopaper.....	252
Bedding foam, self-adhesive.....	230
Belting.....	316
BetaSil kit with case.....	164
BetaSil refill set.....	165
Bipatrix® quick plaster bandage.....	15
Biplatrix® quick plaster bandage.....	15
Blank calf leather.....	243
Body protection stockinette.....	24
Body protection stockinette kit.....	23
Bonding agent.....	38, 151, 158, 187
Boot cover.....	381
Brass pins.....	337
Brass sheet (Durana).....	347
Buckle piece.....	307, 308
Buckle strap.....	307, 308
“Butterflies” socket decor.....	272
“Butterflies” thermopaper.....	253
C	
“Camouflage Earth” socket decor.....	280
“Camouflage Earth” thermopaper.....	261
Carbon fibre prepreg, unidirectional.....	137
“Carbon, heavy grey” thermopaper.....	266
“Carbon, raspberry red” socket decor.....	283
“Carbon, raspberry red” thermopaper.....	264
“Carbon, sand” socket decor.....	282
“Carbon, sand” thermopaper.....	264
Carbon synthetic leather.....	247
CarbonTEX - fibreglass cloth.....	289
CarbonTEX PRO – woven carbon fibre.....	290
Carbon UD stockinette.....	79
“Carbon, water blue” socket decor.....	284
“Carbon, water blue” thermopaper.....	265
Carrying case.....	379
Carrying strap rosette.....	332
Carrying strap screw head.....	336
Catalyst.....	156
Cellacast Xtra® synthetic casting tapes.....	22
Cellona® plaster bandages.....	16
Cellona® skin protection cream.....	24, 382
Cellular unvulcanized rubber.....	229
Chemical protection glove.....	374
Chemical protection gloves.....	375
Chlorosil/Chlorosil catalyst.....	163, 164
Chrome kid leather.....	243
Clip fastener.....	315
Coarse dust filter.....	379
Combination filter.....	379
ComforTex air.....	236
ComforTex grippy.....	235
ComforTex smooth.....	234
ComforTex soft.....	233
Compoflex® 250 absorbent fleece.....	143
Compoflex® SB 250 absorbent fleece.....	144
“Concrete” socket decor.....	279
“Concrete” thermopaper.....	260
Contact adhesive.....	147, 177, 182
Container preform.....	89
Cooling spray.....	112, 140
Copper rivet.....	339
Copying pens.....	20
C-Orthocryl.....	104
Cotton stockinette.....	245
Countersunk head wood screw, slotted.....	337
CP contact adhesive.....	178
CR contact adhesive.....	178
Crepe adhesive tape.....	131, 202
Cross-linking agent.....	181
Cut-resistant protective gloves.....	373
Cyamet quick-drying adhesive (superglue).....	158, 188
Cyanoacrylate quick-drying adhesive as dosage pen.....	159, 188
D	
DACRON® felt.....	40, 90, 153
Dauerbinde® K.....	117
Dino foam.....	227
Dispensing gun for special adhesive cartridge A and B.....	186
Disposable aprons.....	380
Disposable gloves.....	373
Disposable particle filter masks.....	378
Double hollow rivet.....	338
Double-sided adhesive tape.....	64, 132, 203
Double-sided PVC adhesive tape.....	127, 197
Dur aluminum sheet metal.....	347
Dyatec.....	228
Dynoform.....	224
Dynoform, perforated.....	225
E	
EasyFit Arm donning aid.....	302
Easy Fit donning aid.....	300
Elastic double strap.....	317
Elastic plaster bandages.....	16
Elastic stockinette, white (filtering bag).....	75
Elastic strap.....	317
Elastogrip closure.....	319
Electric welder safety shield.....	377
EP hardener for Orthopox.....	109
Evazote®.....	217
Eyelet.....	338
Eyewash bottle set.....	384
Eyewash station.....	384

- F**
- Face guard 376
 - “Faces” socket decor 278
 - “Faces” thermopaper 259
 - Felt cloth 245
 - Fibersil 168
 - Fibreglass cloth 82
 - Fibreglass grid adhesive tape 147, 201
 - Fibreglass mat (Biegelow mat) 82
 - Fibreglass roving 78
 - Fibreglass stockinette 77
 - Filling set 106
 - First-aid kit 384
 - Flat steel 346
 - Flexible cork 241
 - Flexible foam, component A 97
 - Flexible foam, component B 97
 - Fluxing agent 363
 - Forearm crutches 366, 367
 - Forearm crutches for children 366
 - “Fox” socket decor 274
 - “Fox” thermopaper 255
 - Frame preform 88
- G**
- “Giraffes, light green” socket decor 269
 - “Giraffes, light green” thermopaper 250
 - Gliding paste, white 342
 - Grease pens 20
 - Grit cloth 20, 362
- H**
- Hand disinfectant 381
 - Hardener 187
 - Hardener for Pedilen flexible foams 96
 - Hardener for Pedilen rigid foams 31, 95
 - Hardener paste 100, 106, 175, 184
 - Hardening powder 101, 106, 108
 - Hearing protection 377
 - Heat protection gloves 372
 - Helanca double-stretch synthetic leather 246
 - Heptane 169
 - Hollow rivet 338
 - Hook-and-loop closure 326, 328, 329
 - Hook-and-loop closure strap 318
 - Hook-and-loop closure with weld seams 327
 - Hook-and-loop hook strap, self-adhesive 320
 - Hook-and-loop strap 321
 - Hook-and-loop strap with pad 325
 - HS parting agent 30
- I**
- Impresil kit with case 28, 160
 - Impresil refill set 29, 161
 - Iron rivet 339
 - Isopropyl alcohol 204
- K**
- “Kaleidoscope, black, red” socket decor 275
 - “Kaleidoscope, black, red” thermopaper 256
 - “Kaleidoscope, black, white” socket decor 276
 - “Kaleidoscope, black, white” thermopaper 257
 - Kraibon rubber 138
 - Kun Gel components A + B as a set 166
- L**
- lain chamois sheep leather 243
 - Lamination disc 330
 - Lamination disk, serrated 331
 - Latex-free examination glove 374
 - Latex glove for plastering work 374
 - Light metal profile bar 345
 - Light metal rivet 339
 - Lightweight putty 175
 - Linen adhesive tape 130, 201
 - Linen sanding belt 361
 - Loctite® 241 192
 - Loctite® 242 193
 - Loctite® 243 194
 - Loctite® 245 193
 - Loctite® 601 192
 - Loctite® 3090 189
 - Loop-velour strap 320
- M**
- “Mandala, to colour it yourself” thermopaper 258
 - Mask fixation 307
 - Measuring cup 98, 119
 - Mechanical protection gloves 372
 - “Mega jeans” socket decor 281
 - “Mega jeans” thermopaper 262
 - Microballoon 102
 - Microcork 242
 - Micro hook-and-loop, self-adhesive 238, 323
 - “Mini jeans” socket decor 280
 - “Mini jeans” thermopaper 262
 - Mixing block 166
 - “Modern jeans” socket decor 282
 - “Modern jeans” thermopaper 263
 - Monofilament adhesive tape 131, 202
 - Multicolour OD 226
 - “Muscles, white, black” socket decor 277
 - “Muscles, white, black” thermopaper 258
- N**
- Neoprene® 236
 - Neoprene® adhesive 183
 - Neoprene® cell rubber tape 126, 196
 - Neoprene®, soft 237
 - Neoprene® TES belt 304
 - Nora® Aero sorb, medium 218
 - Nora® Aero sorb, soft 219
 - Nora® Lunairflex 221
 - Nora® Lunairflex, perforated 222
 - Nora® Lunairmed 222
 - Nora® Lunairmed, perforated 223
 - Nora® Lunalastik 223
 - Nora® Lunasoft SL 220
 - Nora® Lunasoft SLW 220
 - Nora® Lunatec Combi 7 221
 - Nylglas frizz stockinette, white 77
 - Nylglas stockinette, white 76
 - Nylon frizz stockinette, beige 75
 - Nylon frizz stockinette, white 74
 - Nylon stockinette 25, 26, 66, 67, 72, 114, 142, 167

O	
“On the road” socket decor	271
“On the road” thermopaper	252
Orthocryl, extra soft	105
Orthocryl lamination resin 80:20	103
Orthocryl lamination resin 80:20 PRO	104
Orthocryl lamination resin 80:20 Speed	103
Orthocryl putty	174
Orthocryl sealing resin	101
Orthocryl sealing resin compact adhesive	100, 184
Orthocryl, soft	105
Orthocryl varnish	19, 206, 207
Orthopaedic chrome-tanned leather	244
Orthopaedic leather	244
Orthopox epoxy resin	109
Orthopox woven carbon fibre	110, 112, 140
Orthopox woven flex	110, 112, 140
Orthovinyl lamination resin	108
“OttoBock, green” socket decor	287
“OttoBock, light blue” socket decor	286
“OttoBock, yellow” socket decor	288
P	
Pad button	316
Padding materials sample kit	212
Pad for hook-and-loop strap	325
Pad screw head	336
Parting agent	124
Pastasil	162
Pedilen duplicating foam	31, 91
Pedilen flexible foam 150	95
Pedilen flexible foam 300	96
Pedilen impression foam	32
Pedilen rigid foam 100	91
Pedilen rigid foam 200	92
Pedilen rigid foam 300	92
Pedilen rigid foam 450	93
Pedilen rigid foam 600	93
Pedilen rigid foam 700	94
Pedilin	213
Pedilin cone for soft socket	214
Pedilin, perforated	214
Pedilin SilverShield®	212
Peel ply fabric with marker threads	39, 113, 141, 152
Perlon® elastic stockinette, white	74
Perlon® stockinette, white	73, 115, 143
Phillips countersunk head screw	334
Phillips head screw	335
Pigment paste	118
Pigmisil	168
Plastaband	125, 195
Plastazote®	215
Plastazote®, perforated	216
Plastering apron	380
Plaster insulating cream	14
Plaster parting agent	14, 65
Plaster shirt	23
Plaster sock	23
Plastic adhesive	181
Plasticine clay	122
Polishing paste, green	361
Polyester adhesive tape	38, 117, 145, 151, 200
Polyester knit fabric	63, 90
Polyester stockinette, white	76
Polyethylene adhesive tape	128, 129, 198, 199
Porous plaster	18
PPT	228
Pre-cut sanding belt piece	353
Pressed cork	241
Primer for non-PUR products	295
Protective gloves	373
Protective goggles	375, 376
Protective smock	380
PS velour	237
PU hook-and-loop closure	327
PUR foam adhesive	180, 295
PVA bags	116, 121, 144, 157
PVA film	120
PVC adhesive tape (Coroplast)	129, 199
PVC bags, clear	113, 122, 141
PVC film, clear	121
PVC foam, self-adhesive	231
PVC profile bars	86
Q	
QuickFit buckle	313
QuickFit strap	312
R	
“Raindrops” socket decor	278
“Raindrops” thermopaper	260
Refill pack: BetaSil static mixer	166
Refill pack: Impresil static mixer	29, 161
Reinforcement kit	87
Relax foam	230
Replacement screen for face guard	376
Resin film	111, 139
Respiratory protection half-mask	378
RevoFit2 diagnostics	310
RevoFit2 lamination	311
RevoFit2 spare parts set	311
Roll loop	315
Room disinfectant	382
Rosette screw	335
Rubber capsule	368, 369
Rubber capsule, elastic	368
Rubber cork	146, 242
Rubber padding	229
S	
SafeLock buckle	314
SafeLock slider	314
Sampler ring: ThermoLyn for definitive socket	41
Sample set of carbon profile bars	78, 136
Sanding belt	350, 354, 360
Sanding belt	360
Sanding belt, 1125 x 100	356
Sanding belt, 1480 x 100	355
Sanding belt, 1650 x 40	355
Sanding belt, 1650 x 100	355
Sanding sleeve	349, 350, 351, 352, 356, 357, 358, 359, 360
Sanding sleeve for sanding cone	358
Seating tape	346
Separating film	39, 152
Setting nut	330, 331
Setting nut/insert nut	330
Sheet steel	348
Shrinkable tubing	365
Silesian belt	306
Silesian belt, modified	306
Silicone film	37, 63, 150
Silicone grease	68, 340
Silicone grease 400, medium	123, 340
Silicone oil	341

- Silicone parting agent 69, 158, 341
 Silicone primer 169
 Silicone remover 169
 Silicone rubber 156
 Silver solder 363
 Sintering powder 365
 Skin protection 1-2-3 plus 383
 Slotted truss head screw/Hessing screw 334
 Socket decor “carbon, heavy grey” 284
 Socket decor “mandala, to colour it yourself” 276
 Socket interior varnish 205
 Socket screw with Allen head 333
 Socket screw with slot 334
 Soft Pad sanding paper 21, 362
 Special adhesive 187
 Special adhesive cartridge A and B 186
 Special lubricant 343, 344
 Special varnish 205
 Spray adhesive for joints that can be disassembled 176
 Spray adhesive for permanent joints 176
 Spray varnish 207, 208
 Spring band steel profile bar 345
 Stabiliser 157
 Stainless steel profile bar 345
 “Starry sky, blue” socket decor 270
 “Starry sky, blue” thermopaper 251
 “Stars, pink” socket decor 272
 “Stars, pink” thermopaper 254
 Stockinette straps 24
 Strap 309
 Strap guide loop 315
 Strap guide loop for pad button 316
 Straps 346
 Strap, treated 309
 Stucco plaster 17
 SuperGlue 190
 SuperGlue dispensing gun 191
 SuperGlue refill pack static mixer 191
 SuperSkin cleaner 296
 SuperSkin for non-PUR products 294
 SuperSkin for PUR products 293
 SuperSkin sampler ring 292
 SuperSkin sampler ring 292
 Support belt 306
 Support cane 367
 Synthetic plaster 18
- T**
- “Tabaluga” socket decor 268
 “Tabaluga” thermopaper 250
 Talcum powder pharma 102
 Technical data 372
 Technogel® sheet 239, 240
 Teflon® spray 342
 Tensioning clip 309
 Terry cloth padding 232
 Terry cloth padding fabric, self-adhesive 231
 TES belt 305
 ThermoLyn clear 54
 ThermoLyn PE 200 50
 ThermoLyn Pedilon 46
 ThermoLyn PETG clear 52
 ThermoLyn PP-C 48
 ThermoLyn PP-H 49
 ThermoLyn RCH 500 51
 ThermoLyn RCH 1000 52
 ThermoLyn rigid 55
 ThermoLyn SilverShield® 45
- ThermoLyn soft, beige 56
 ThermoLyn soft, black 57
 ThermoLyn soft, colourless 58
 ThermoLyn supra flexible 61
 ThermoLyn supra soft 59
 ThermoLyn supra soft plus silicone 60
 ThermoLyn trolene 30, 47, 98, 119
 Thinner 182
 Thinner and solvent 19, 180, 206
 Thinner for 635C2A 294
 Thinner for 635L2 special varnish 205
 Thinner for 636N9 contact adhesive 177
 Thinner for 636W17 plastic adhesive 182
 Thinner for 636W45 contact adhesive 183
 Thinner for 636W65 Neoprene® adhesive 183
 Thinner for CP/CR contact adhesive 179
 Thinner for Orthocryl resins 107
 T-nut 332
 T.P.C textile 36, 149
 T.P.C woven carbon fibre 36, 149
 Transpad 68
 Transtibial suspension sleeve 303
 Two hole joint nut 335
- U**
- UHU hard 185
 UHU Plus glue 185
 Uncoated wire 363
 “Uni, beige” socket decor 285
 “Uni, beige” thermopaper 266
 “Uni, black” socket decor 286
 “Uni, black” thermopaper 267
 Universal adhesive 179
- V**
- Vacuum sealing tape 117, 126, 145, 196
 Vaseline 27
 Velvetone 246
- W**
- Washer / lamination disk 337
 Washing lotion 382
 Wax 123, 148, 343
 Welder’s apron 381
 Welding electrode 364
 White corundum sanding paper 361
 Wooden spatula 99, 120
 Workshop oil 341
 Woven Aramid fibre prepreg 137
 Woven carbon fibre 83, 84
 Woven carbon fibreglass stockinette 80
 Woven carbon-fibreglass tape 85
 Woven carbon fibre prepreg 136
 Woven carbon fibre stockinette 81
 Woven carbon fibre tape 86
 Woven Dyneema fibre prepreg 138
 Woven fibreglass stockinette 80
 Woven fibreglass tape 84
- Y**
- Y-hook-and-loop 324
 Y-hook-and-loop with PU coating 324
- 2**
- “2-in-1” hook-and-loop closure strap 322

Reference number index

1 – 10

5Z14	87
5Z15	87
5Z16	88
5Z17	89
6T2	214

11 – 29

17Y106	86
17Z	346
17Z2	346
21B3	304
21B4	303
21B21	306
21B22	306
21B33	306
21B34	24
21B37	305
21B42	309
21B43	309
21B44	309
21Y5	331
21Y6	332
21Y17	333
21Y27	332
21Y31	333
21Y56	307
21Y58	307
21Y60	308
21Y62	308
21Y75N	327
21Y78	327, 328
21Y92	315
21Y122	326
22K	366
22K5	366
22K7	367
22K10	366
22S2	367
23K1	368
23K2	368
23K6	368
23K11	369
23K12	369
23K77	367
29C3	330
29C5	330
29C6	331
29R127	315
29Y27	335
29Y57	330
29Y63	325
29Z63	325

30 – 99

81A1	26, 67, 72, 114, 142, 167
83A2	169
83A4	169
83L1	169
84A1	170
84A3	170
84P1	170
84P3	171
84V1	27
85F1	14, 65
85F3	124

85H11	162
85H31	166
85P11	163
85P21	163
85P31	164
85Z	168
87A1	27
87A5	29, 161
87G1	18
87G4	18
87Z	168
88M10	307
89M2	166
99B25	25, 66
99B71	113, 122, 141
99B81	116, 121, 144, 157

100 – 499

170D17	316
170D20	316
170D21	324
170D29	324
170Z4	321

500 – 599

501S3	335
501S16	334
501S33	334
501T19	334
502E1	332
502R1	335
503F3	333
503L1	337
504F1	339
504F2	339
504F3	339
504H1	338
504H3	338
506A1	337
507S15	331
507U3	337
514U2	315
514Z8	314
514Z9	314
514Z13	310
514Z14	311
514Z20	312
514Z21	313
514Z114	311
515A1	338
516N8	336
516S3	336
516S5	336
519L5	69, 158, 341

600 – 699

603F1	346
605P8	345
605T1	347
608T1	347
616B10	136
616B11	137
616B13	137
616B15	138
616B16	39, 113, 141, 152
616B60	111, 139

616B65	138
616F1	121
616F4	120
616F8	129, 199
616F10	127, 197
616F26	37, 63, 150
616F27	37, 150
616F28	39, 152
616G3	77
616G4	82
616G6	40, 90, 153
616G12	83, 84, 110, 112, 140
616G13	80
616G14	80
616G15	81
616G18	82
616G26	63, 90
616G60	143
616G61	144
616G128	290
616G180	289
616G181	110, 112, 140
616H10	86
616H11	85
616H20	79
616S5	164
616S6	165
616S8	240
616S116	239
616T	230
616T*	49, 50, 51, 61
616T3	30, 47, 98, 119
616T16	52
616T25	231
616T52	55
616T53	58
616T59	59
616T69	56
616T73	46
616T83	54
616T111	60
616T112=1.5-99	68
616T120	48
616T183	52
616T200	45
616T252	42
616T253	43
616T269	44
616T283	41
616T690	57
616Z9	365
617D50	97
617D51	97
617F8	30
617H5	109
617H11	91
617H12	92
617H17	105
617H19	103
617H19S	103
617H21	101
617H32	92
617H35	95
617H37	31, 91
617H41	94
617H42	96
617H43	156
617H44	156

Reference number index

617H45	156	623P50.....	250	623Z2	319
617H46	38, 151, 158, 187	623P52.....	251	623Z3	329
617H47	157	623P60.....	254	623Z4	322
617H48	93	623P61.....	262	623Z8	320
617H51	105	623P62.....	262	623Z12	318
617H55	104	623P74.....	266	623Z96	320
617H61	93	623P84.....	263	627B1	130, 201
617H119	104	623P85.....	259	627B2	131, 202
617H500	108	623P86.....	261	627B3	147, 201
617P5	109	623P87.....	260	627B4	129, 199
617P14	100, 106, 175, 184	623P88.....	260	627B5	126, 196
617P21	31, 95	623P89.....	264	627B6	131, 202
617P32	96	623P90.....	265	627B18	383
617P37	101, 106, 108	623P92.....	256	627B40	128, 198
617R15	36, 149	623P93.....	257	633D5	64, 132, 203
617R18	36, 149	623P94.....	258	633F7	343
617S	216, 217, 227	623P95.....	267	633F11	123, 340
617S3	213	623P96.....	266	633F14	344
617S6	214	623P97.....	252	633F16	342
617S7	215	623P98.....	252	633F50	68, 340
617S10	236	623P99.....	254	633G6	343
617S15	237	623P100.....	256	633T2	342
617S68	228	623P101	253	633T18	112, 140
617S70	224	623P103	258	633W8	123, 148, 343
617S71	225	623P106	255	633X35	341
617S92	226	623P107	264	633X89	341
617S119	228	623P110	250	634A1	19, 180, 206
617S173	219	623S50.....	269	634A3	204
617S174	218	623S52.....	270	634A6	177
617S180	223	623S60.....	272	634A20	182
617S181	222	623S61	281	634A23	182
617S187	221	623S62.....	280	634A28	107
617S188	221	623S74.....	284	634A31	205
617S189	223	623S81.....	286	634A58	204
617S190	222	623S82.....	287	634A59	183
617S191	220	623S83.....	288	634A67	183
617S192	220	623S84.....	282	634A71	179
617S203	212	623S85.....	278	634A80	296
617Z	118	623S86.....	280	635C1	293
617Z2	118	623S87.....	278	635C2A	294
617Z8	102	623S88.....	279	635C2B	294
618T40	365	623S89.....	283	635C3	295
619M3	229	623S90.....	284	635L2	205
619M5	229	623S92.....	275	635L8	205
619M9	230	623S93.....	276	635L12	19, 206
620P1	241	623S94.....	277	635L13	207
620P2	241	623S95.....	286	635L14	207
620P3	146, 242	623S96.....	285	635L16	208
620P4	242	623S97.....	270	636D3	37, 116, 130, 145, 150, 200
620P15	237	623S98	271	636D14	38, 117, 145, 151, 200
621J2	243	623S99	273	636K6	122
621R1	243	623S100	274	636K7	174
621R4	244	623S101	272	636K8	125, 195
621S4	243	623S103	276	636K9	174
621W2	244	623S106	274	636K11	158, 188
621X	246	623S107	282	636K12	193
621X9	247	623S110	268	636K13	192
622P4	245	623T1	245	636K14	192
623F62	236	623T3	73, 115, 143	636K17	175
623F109	233	623T4	76	636K18	100, 184
623F110	234	623T5	74	636K36	159, 188
623F112	235	623T8	75	636K38	117, 126, 145, 196
623G4	317	623T9	76	636K40	176
623G60	317	623T10	74	636K41	176
623H29	316	623T11	77	636K44	189
623M8	246	623T13	75	636K49	190
623P2	231	623Z	238, 323	636N9	147, 177
623P3	232	623Z1	318	636W1	179

Reference number index

636W17.....	181	649G130.....	357
636W18.....	187	649G136.....	358
636W19.....	187	649G146.....	360
636W22.....	185	649G153.....	359
636W23.....	185	649G154.....	360
636W26.....	181	649G155.....	356
636W28.....	186	649P7.....	361
636W45.....	182	649Z7.....	361
636W46.....	193	651B1.....	345
636W58.....	180, 295	651P4.....	345
636W60.....	194	651T1.....	348
636W65.....	183	699B1.....	78
636W71.....	178	699B2.....	84
636W72.....	178	699C6.....	17
637D1.....	363	699G*.....	15, 16
637E1.....	364	699G1.....	16
637F1.....	363	699G2.....	17
637L8.....	363	699G4.....	17
639A1.....	102	699G21.....	15
640F23.....	382	699G30.....	22
640Z5.....	14	699S1.....	32
640Z10.....	24, 382	699Y3.....	99, 120
640Z18.....	383		
640Z19.....	381	700 – 799	
640Z40.....	382	749Y7.....	350
641H1.....	373	749Y8.....	349, 357
641H3.....	372	749Y9.....	351
641H9.....	374	749Y10.....	352, 359
641H12.....	374	749Y16.....	349, 357
641H13.....	372	749Y22.....	350
641H14.....	373	749Y45.....	351
641H15.....	372	749Y48.....	352
641H16.....	375	749Y49.....	352, 359
641H17.....	374	749Y90.....	351
641H18.....	375	754T3.....	379
641S1.....	380	756K30.....	186
641S5.....	380	756K31.....	191
641S6.....	380	756Y6.....	375
641S7.....	381	756Y7.....	377
641T2.....	24	756Y8.....	373
641T3.....	23	756Y14.....	381
641T9.....	23	756Y15.....	376
641T10.....	23	756Y16.....	376
642B2.....	98, 119	756Y17.....	377
642K13.....	106	756Y22.....	378
642V15.....	28, 160	756Y64.....	376
645C1.....	20	756Y74.....	29, 161
645C2.....	20	756Y75.....	166
646M2.....	212	756Y76.....	191
646M18.....	292	756Y80.....	378
646M39.....	78, 136	756Z4.....	379
646M69.....	41	756Z5.....	379
646M85.....	292	758X5.....	384
649G4.....	361	758X11.....	384
649G6.....	354	758Y100.....	384
649G14.....	354		
649G19.....	353	A – Z	
649G22.....	20, 362	OC1560.....	300, 302
649G26.....	21, 362		
649G60.....	354		
649G110.....	356		
649G112.....	356		
649G121.....	355		
649G124.....	355		
649G125.....	355		
649G126.....	360		
649G128.....	358		
649G129.....	358		

