

Prosthetics 2022

Upper limb



Quality for life

Prosthetics 2022

Upper limb



Table of contents

1 | Myolino

Overview MyoBock fittings for children.....	16
Electric hand 2000.....	17
Myo prosthetic gloves.....	18
Lamination ring.....	21
Battery management.....	23
Control elements.....	24
Elbow components.....	26
Electrodes.....	29
Accessories.....	32
Tools.....	33

2 | MyoBock

Overview MyoBock fittings for adults.....	38
Myo Plus.....	40
Myo terminal device.....	44
Myo prosthetic gloves.....	62
System Electric Greifer.....	75
Myo wrist joints.....	76
Electrodes.....	80
Battery management.....	83
Control elements.....	88
Elbow components.....	92
Shoulder joints.....	98
Cables.....	99
Accessories.....	101
Myo Software.....	102
Myo service parts.....	105

3 | Axon-Bus System

Overview Axon-Bus System.....	113
Axon-Bus terminal device.....	114
Axon-Bus prosthetic gloves.....	118
Accessories Axon-Bus System.....	120
Accessories Axon-Bus System Rotation.....	122
Axon-Bus Elbow components.....	123
Axon-Bus Battery management.....	124
Axon-Bus control elements.....	126
Axon-Bus Software.....	128
Tools for mounting the Axon-Bus System.....	129

4 | Body-powered

Overview of active mechanical arm components.....	132
Cable-activated hooks for adolescents and accessories.....	133
Terminal devices.....	135
Active system hands:	
– Terminal devices.....	136
– Spare parts and accessories.....	138
– Prosthetic gloves.....	143
Wrist joints and accessories.....	148
Elbow components and accessories.....	152
Liners and accessories.....	163
Above-elbow and below-elbow harnesses and accessories.....	166

5 | Passive

Overview of passive mechanical arm components.....	176
Passive system hands:	
– Terminal device.....	177
– Prosthetic gloves.....	181
– Adapters.....	185
Physiolino babyhand.....	187
Passive prosthetic hands for children.....	189
Passive prosthetic hands for women.....	190
Passive prosthetic hands for men.....	191
Arm components and accessories.....	192
Shoulder joints and accessories.....	196
Liners and accessories.....	201
Above-elbow and below-elbow harnesses and accessories.....	204

6 | Socket technologies

Liners.....	216
Socket components and donning aids.....	218
Harnesses.....	222
Sockets.....	224

7 | Customised silicone prostheses 232

8 | Special tools and devices

Special tools.....	260
Devices.....	266



"Our objective is to offer maximum mobility, independence and normality to people with physical disabilities. This means all our products have to be judged by the functionality they offer users."

Prof. Hans Georg Näder,
Chairperson of the Management Board,
Ottobock SE & Co. KGaA

A changing company

Ottobock develops medical technology products and high-quality treatment concepts for people with limited mobility. Driven by a decisive, pioneering spirit, prosthetist Otto Bock founded the Orthopädische Industrie GmbH company in Berlin in 1919.

He had the courage to break new ground and set higher standards that would ultimately revolutionise an entire industry. Under the leadership of his son-in-law, Dr Max Näder, Ottobock continued to grow and succeed. With creativity and inventive talent, he set standards in orthopaedic technology with the development of products such as the modular leg prosthesis solution and the myoelectric upper limb prosthesis. The company began to establish an international network in 1958, when the first foreign branch was founded in the USA. Professor Hans Georg Näder has pursued a consistent, dynamic approach to continue driving this growth, with the result that Ottobock is now a technology and innovation leader. In all aspects of our business, people are always our number one priority: we are committed to helping everyone achieve maximum mobility, independence and quality of life.

Ottobock SE & Co. KGaA is simultaneously a family business and a modern, customer and success-oriented company. A network of sales and service companies in 59 countries ensures proximity to customers and users. This helps us understand user needs and customer requirements and integrate these aspects into the products we develop. With the business areas of Prosthetics, Orthotics, Human Mobility (wheelchairs and rehabilitation devices), Patient Care and Industrials, the broad-based company is capable of offering its customers a nearly unparalleled range of products, coordinated solutions and extensive services.

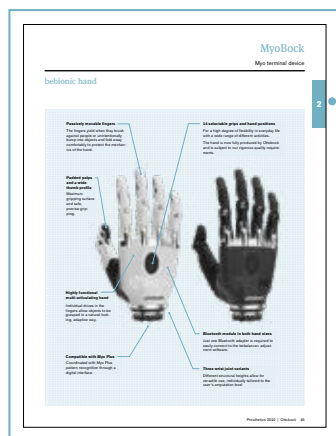
We take responsibility for improving the quality of life of people with disabilities by creating solutions that are functionally and technologically outstanding – both now and into the future. The role played by high-quality materials is just as essential as expert craftsmanship when it comes to providing treatment for people with physical limitations. Only the treatment team that attends to the patient personally can determine the overall needs and establish the requirements for a custom leg prosthesis on this basis. To help you obtain the best possible treatment result for your patients, you will find appropriate components in the following sections, meeting the various needs of your patients.

Always at your service!

At Ottobock, we place great emphasis on CUSTOMER SERVICE. Our highly experienced representatives are standing by – ready to assist you with their comprehensive expertise, inform you about the latest developments and advise you on every aspect of our products. If you have a complex enquiry, our product experts and specialists from Fabrication will be delighted to help you. Our highly qualified sales team can assist with special technical solutions and their on-site implementation. We also offer end-to-end service plans.



About this catalogue

Searching, finding and ordering



This catalogue is organised into sections.

Tabs on the right-hand page margins as well as the subtitles at the top of every page also serve as quick and easy reference guides.



The list of keywords lists all products in alphabetical order. Alternatively, the index lets you find the page numbers for products by reference number.



iFab Customer Center

You can find the entire digital portfolio of custom products in the iFab Customer Center. The platform guides you through the ordering process quickly and easily.


You can reach the iFab Customer Center at: www.iFab-customer-center.com.

Additional catalogues



646K71 Service Fabrication

As part of the digital transformation, Ottobock iFab offers custom products and services in the fields of orthotics and prosthetics; please see the 646K71 catalogue.



646K1 Materials

For more information or to place orders for products in the materials and tools category, please use the 646K1 Ottobock materials catalogue.

Name of product

Illustration of product

Available information material



Michelangelo hand

Reference number 8E500

The Michelangelo hand features a natural design, high gripping force and flexible wrist. The actively driven index and middle fingers along with the thumb that can be positioned electronically enable seven different hand positions.

Key features

- Numerous gripping options
- Natural design
- Soft fingertips modelled after nature, down to the detail
- Natural flat oval wrist
- Flexible wrist minimises compensating movements
- Powerful main drive for high gripping force and speed
- Can be combined with the active AxonRotation
- Separately movable thumb

Technical data

Article number	Side	Size	for
8E500=L-M	left	7 3/4	women men
8E500=R-M	right	7 3/4	women men

Operating voltage	11.1 V
Operating temperature	-10 to +60 °C
Opening width	120 mm
Gripping force in opposition mode	70 N
Gripping force in lateral mode	60 N
Gripping force in neutral mode	15 N
Speed	325 mm/sec
Weight	510 g

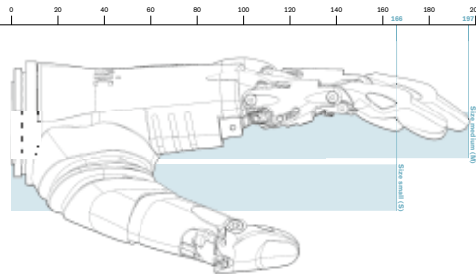
○ AxonSkin Natural gloves: Cleaning the glove with water and soap is recommended for daily care. A special outer coating on the gloves reduces susceptibility to soiling and simplifies cleaning. If soap and water are insufficient: Use special cleaner (article no. 840F12) with the pump sprayer (article no. 840F13). Please also note the specific care instructions of the special cleaner.

Brief product description

Technical data for the product

About this catalogue

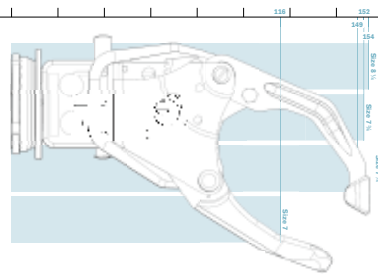
Structural heights MyoBock terminal devices



bebionic hand

Structural height Size small: 166 mm (colour: white or black)
Size medium: 197 mm (colour: black)

Hand circumference Size small: 180 mm
Size medium: 210 mm



MyoBock hand

SensorHand Speed / MyoHand VariPlus Speed

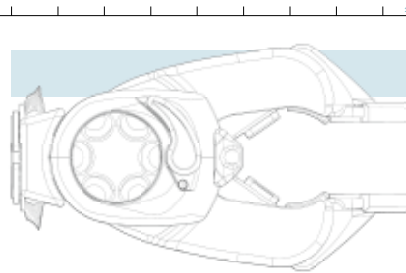
Structural height Size 7 1/4: 149 mm
Size 7 3/4: 152 mm
Size 8 1/4: 154 mm

Hand circumference Size 7 1/4: 190 mm
Size 7 3/4: 209 mm
Size 8 1/4: 217 mm

DMC plus System Electric Hand


Structural height Size 7: 116 mm

Hand circumference Size 7: 172 mm



System Electric Greifer

Structural height 172 mm



Flex with EQD and active rotation

Structural height 99 mm (MyoBock)
96 mm (bebionic)

Reference numbers 8E41 MyoBock hand with 10V40, 9S266 and 10S17
8E72 bebionic with 10S17



Flex with EQD

Structural height 56 mm (MyoBock)
53 mm (bebionic)

Reference numbers 8E41 MyoBock hand with 10V40 and 9S266
8E72 bebionic



EQD with active rotation

Structural height 63 mm


Reference numbers 8E33 System Electric Greifer with 10S17
8E38 MyoBock hand with 10S17
8E70 bebionic with 10S17



EQD

Structural height 20 mm

Reference numbers 8E33 System Electric Greifer
8E38 MyoBock hand
8E70 bebionic



Short wrist

Structural height 6 mm

Reference numbers 8E34 System Electric Greifer
8E39 MyoBock hand
8E71 bebionic

www.ottobock.com

Explanation of symbols

	Take your patient's measurements
	Enter the measurements on the measurement form
	Take photos of your patient
	You have an existing modified, unencrypted STL file from another source
	You will receive the finished product from Ottobock iFab
	Definitive prosthesis
	Version, inside
	Check socket for interim fitting
	Casting forms, positive/negative, well-fitting check socket or definitive socket as base product
	Trial prosthesis

Abbreviations

IFU	Instructions for use
TI	Technical information

About this catalogue

Symbol explanations for hazardous materials

Hazard pictogram	Hazard class and hazard category
 GHS02 Flame	Flammable gases, hazard category 1 Aerosols, hazard categories 1, 2 Flammable liquids, hazard categories 1, 2, 3 Flammable solids, hazard categories 1, 2 Self-reactive substances and mixtures, types B (+ pictogram GHS01), C, D, E, F Pyrophoric liquids, hazard category 1 Pyrophoric solids, hazard category 1 Substances and mixtures capable of self-heating, hazard categories 1, 2 Substances and mixtures that release flammable gases in combination with water, categories 1, 2, 3 Organic peroxides, types B (+ pictogram GHS01), C, D, E, F Substances and mixtures that release flammable gases in combination with water, hazard categories 1, 2, 3
 GHS03 Flame over circle	Oxidising gases, category 1 Oxidising liquids, categories 1, 2, 3 Oxidising solids, categories 1, 2, 3
 GHS04 Gas cylinder	Gases under pressure: - compressed gases - liquefied gases - frozen liquefied gases - dissolved gases
 GHS05 Corrosion	Corrosive to metals, category 1 Corrosive/irritating effect on the skin, categories 1A, 1B, 1C Severe eye damage/eye irritation, category 1
 GHS06 Skull and crossbones	Acute toxicity (oral, dermal, inhalation), categories 1, 2, 3
 GHS07 Exclamation Mark	Acute toxicity (oral, dermal, inhalation), category 4 Irritating to skin, category 2 Severe eye irritation, category 2 Skin sensitisation, categories 1, 1A und 1B Specific target organ toxicity (one-time exposure), category 3 Respiratory sensitisation, category 3 narcotic effect Hazardous to the ozone layer, category 1
 GHS08 Health hazard	Respiratory sensitisation, categories 1, 1A und 1B Germ cell mutagenicity, categories 1A, 1B, 2 Carcinogenicity, categories 1A, 1B, 2 Reproductive toxicity, categories 1A, 1B, 2 Specific target organ toxicity (one-time exposure), categories 1, 2 Specific target organ toxicity (repeated exposure), categories 1, 2 Aspiration hazard, category 1
 GHS09 Environment	Hazardous to water - acutely hazardous to water: category akute 1 - hazardous to water, long term: categories chronic 1, 2
 GHS01 Exploding bomb	explosive substances/mixtures and products with explosive materials: - Unstable, explosive - Subclasses 1.1, 1.2, 1.3, 1.4 Self-reactive substances and mixtures, type A Self-reactive substances and mixtures, type B (+ pictogram GHS02) Organic peroxides, type A Organic peroxides, type B (+ pictogram GHS02)

The printed symbols for hazardous materials in the catalog correspond to the hazardous material labeling at the time of printing. These refer to the raw materials and provide an indication of dangerous classified products. Subject to changes. You can find more information on the hazard warnings in the corresponding Ottobock safety data sheet, which is available on request.





Myolino

Exploring the world

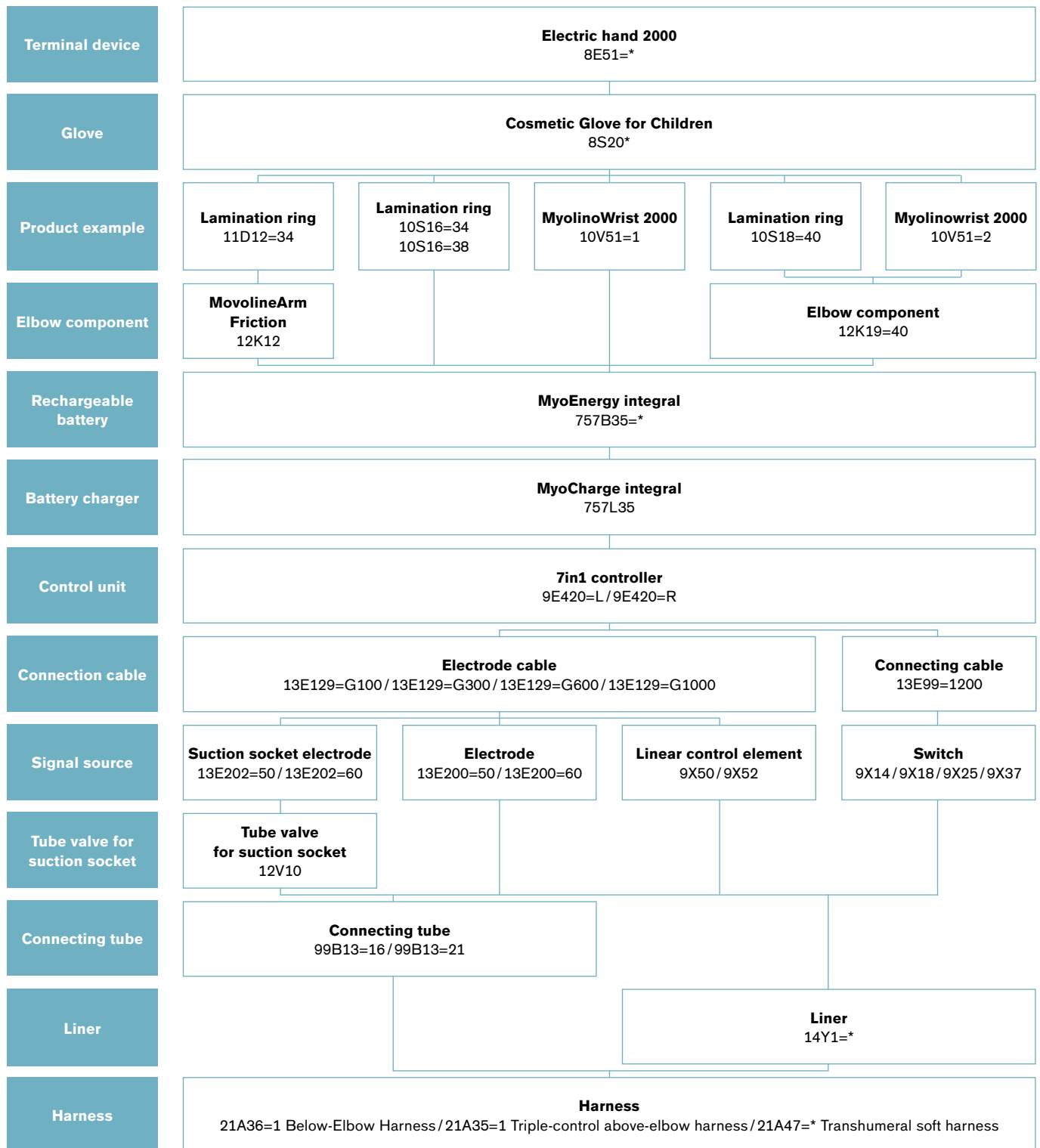
Fittings for children have always represented a major medical technology challenge, because children have special requirements in terms of functionality, flexibility and mobility. This is why it is important to offer a system that meets the individual needs of various age groups while simultaneously preparing the child for treatment with an adult system in future.

The innovative 7.4 volt system for children achieves these objectives. In combination with the Electric Hand 2000, the MyolinoWrist 2000 and the MyolinoSkin Natural gloves, it uses myoelectric components from the adult segment in order to establish the foundation for a flowing transition in the prosthetic treatment process. The 12K12 MovolinoArm Friction is the perfect complement to the Ottobock portfolio for upper arm prostheses in children aged 3 to 5 years.



Visit www.ottobock.com to obtain up-to-date product information at any time.

Overview MyoBock fittings for children





Electric hand 2000

Reference number 8E51

The Electric Hand 2000 is suitable for prostheses for children aged 1 ½ to 13 years and can be used for nearly all amputation levels. The thumb and fingers rotate around the same axis, resulting in a more compact rotation. The finger design makes it possible to use handwriting implements and cutlery in a largely natural manner.

Key features

- Better view of the object being grasped thanks to special gripping kinematics
- Low weight due to omission of an inner hand
- Various sizes, cosmetic gloves and control variants available
- Can be positioned in all directions in combination with the MyolinoWrist 2000 ball wrist (article no. 10V50) with adjustable friction
- Compensatory movements of the arm are largely avoided

Information material

646D442=EN	Child system – brochure for technicians
647G1585=ALL_INT	Instructions for use (qualified personnel) – Electric Hand 2000

Technical data

Article number	Side	Size	Gripping force	Opening width	Weight (without prosthetic glove)	Operating temperature
8E51=L5	left	5	8 N	28 mm	86 g	±0 to +60 °C
8E51=R5	right	5	8 N	28 mm	86 g	±0 to +60 °C
8E51=L5 1/2	left	5 1/2	25 N	37 mm	115 g	±0 to +60 °C
8E51=R5 1/2	right	5 1/2	25 N	37 mm	115 g	±0 to +60 °C
8E51=L6	left	6	35 N	520 mm	125 g	±0 to +60 °C
8E51=R6	right	6	35 N	520 mm	125 g	±0 to +60 °C
8E51=L6 1/2	left	6 1/2	35 N	58 mm	130 g	±0 to +60 °C
8E51=R6 1/2	right	6 1/2	35 N	58 mm	130 g	±0 to +60 °C

Operating voltage 4,8/7,4 V

Electric shut-off 400 mA

mittlere Stromaufnahme 200 mA

- Available in four sizes: – size 5 (for children aged 1 ½ to 3 years), size 5 ½ (for children aged 3 to 6 years), size 6 (for children aged 5 to 10 years) and size 6 ½ (for children aged 8 to 13 years)
- The Electric Hand 2000 requires certification! Please contact your customer service representative or your regional contact person about this.



Cosmetic Glove for Children

Reference number 8S20

The standard prosthetic gloves for children are very robust and flexible thanks to the PVC base. Aside from 18 different skin tones, they are available in a choice of nine bright colours.

Key features

- Protects the Electric Hand 2000 against environmental influences such as dirt, dust and moisture
- Special PVC material, particularly robust and durable
- Durable and tear-resistant with minimal abrasion thanks to mechanical strength
- Modern appearance tailored to the needs of young users
- Suitable for girls and boys
- Easy to clean with special cleaner (article no. 640F12) and pump sprayer (article no. 640F13)
- Available in four sizes
- Available in 18 skin tones and nine bright colours

Information material

647G468=ALL_INT	Instructions for use (qualified personnel) – 8S4, 8S5, 8S6, 8S11, 8S12, 8S13, 8S20 prosthetic glove instructions for use
647H1258=ALL_INT	Instructions for use (user) – prosthetic gloves

Accessories

646M3	Myo prosthetic gloves colour swatches
646M79	Colour sample set, colourful prosthetic gloves for children
640F12	Special cleaner
640F13	Pump sprayer


Technical data

Article number	Side	For hand size	Sleeve length	Circumference sleeve end
8S20=136X41L	left (L)	5	210 mm	200 mm
8S20=136X41R	right (R)	5	210 mm	200 mm
8S20=147X45L	left (L)	5 1/2	215 mm	260 mm
8S20=147X45R	right (R)	5 1/2	215 mm	200 mm
8S20=162X56L	left (L)	6	220 mm	210 mm
8S20=162X56R	right (R)	6	220 mm	210 mm
8S20=177X64L	left (L)	6 1/2	240 mm	220 mm
8S20=177X64R	right (R)	6 1/2	240 mm	220 mm

Produktbeispiel



- The colour sample set (article no. 646M3 skin tones and article no. 646M79 colourful hues) helps to find the right shade.
- The colour codes for the colourful hues are as follows: 20 (black), 25 (red), 30 (orange), 35 (yellow), 40 (green), 45 (blue), 48 (dark blue), 50 (purple), 55 (pink)
- Order example:
8S20=136X41L4 (standard glove)
8S20N=136X41L4 (MyolinoSkin Natural)
- The entire colour palette of the Skin Natural is produced with six colours. The new 646M47 colour scale helps when selecting the right pattern.



MyolinoSkin natural

Reference number 8S20N

The MyolinoSkin Natural prosthetic glove for children features a highly natural appearance and improved cleaning characteristics in particular. The PVC-based material ensures that Skin Natural gloves are very robust compared to other materials, with a relatively long life.

Key features

- Multilayer structure with depth effect for a vivid appearance
- Translucent outer layer simulates the natural vein structure of human skin
- Robust and with a relatively long life thanks to PVC base
- Special surface treatment for easy cleaning
- Dirt can be removed with soap and water
- Treat tough stains with special cleaner (article no. 640F12)

Information material

647G571=ALL_INT	Instructions for use (qualified personnel) – Skin Natural prosthetic glove
647H895=ALL_INT	Instructions for use (user) – Skin Natural glove

Accessories

640F12	Special cleaner
640F13	Pump sprayer
646M47	Colour sample set for MyoSkin Natural prosthetic gloves

Technical data

Article number	Side	For hand size	Sleeve length	Circumference sleeve end
8S20N=136X41L	left (L)	5	210 mm	200 mm
8S20N=136X41R	right (R)	5	210 mm	200 mm
8S20N=147X45L	left (L)	5 1/2	215 mm	200 mm
8S20N=147X45R	right (R)	5 1/2	215 mm	200 mm
8S20N=162X56L	left (L)	6	220 mm	210 mm
8S20N=162X56R	right (R)	6	220 mm	210 mm
8S20N=177X64L	left (L)	6 1/2	240 mm	220 mm
8S20N=177X64R	right (R)	6 1/2	240 mm	220 mm

- Notice: The 8S20N=* gloves are available in the colours 2, 4, 6, 8, 11, 14 and 16.
- Please use the Skin Natural colour sample set (article no. 646M47) to determine the colour.
- Order example:
8S20=136X41L4 (standard glove)
8S20N=136X41L4 (MyolinoSkin Natural)
- Cleaning information: Soap and water are sufficient for daily cleaning. For stubborn stains, the special cleaner for prosthetic gloves (article no. 640F12) with the appropriate pump sprayer (article no. 640F13) should be used. The glove should be cleaned immediately after soiling (so the stain does not penetrate the PVC) and without using excessive pressure.

Accessories/spare parts for 8S20, 8S20N



Donning spray

Reference number 640F18

The donning spray for Ottobock Skeo liners and prosthetic gloves (silicone, PVC) is needed among other things for putting on and removing the liner or prosthetic glove.

Technical data

Article number	for	Contents
640F18	Prosthetic gloves and liners	90 ml
640F18=900	Prosthetic gloves and liners	900 ml



Pump sprayer

Reference number 640F13

The user should always keep a pump sprayer filled with special cleaner for prosthetic gloves handy in order to be able to use the cleaner immediately in case of soiling.

Technical data

Article number	for	Contents
640F13	640F12 Special cleaner	90 g



Special cleaner

Reference number 640F12

In case of heavy soiling, the special cleaner for prosthetic gloves should be applied immediately.

Technical data

Article number	for	Contents
640F12	Prosthetic gloves	460 g



Lamination ring

Reference number 10S16

The lamination ring connects the Electric Hand 2000 (article no. 8E51) to the prosthetic socket. Prostheses can be provided for relatively long forearm residual limbs thanks to the low structural height. The lamination ring is laminated directly into the outer socket. The desired friction can be individually adjusted. This allows the Electric Hand 2000 to be fully rotated.

Technical data

Article number	for	Outside Ø	For hand size
10S16=34	children	34 mm	5, 5 1/2
10S16=38	children	38 mm	6, 6 1/2



MyolinoWrist 2000

Reference number 10V51

The MyolinoWrist 2000 mechanical ball wrist with adjustable friction for combination with the Electric Hand 2000 (article no. 8E51). Hand positioning in all directions reduces compensating movements. Additional degrees of freedom can support more natural movement patterns and a physiological body posture.

Key features

- Compatible with all four sizes (5, 5 1/2, 6, 6 1/2) of the Electric Hand 2000
- For bilateral use
- Two variants available (10V51=1 for lamination in TR socket, 10V51=2 for gluing into elbow component)


Technical data

Article number	for	Wrist connection Ø	Overall length	Weight
10V51=1	children	40 mm	33 mm	47 g
10V51=2	children	40 mm	40 mm	50 g

Information material

647G460=ALL_INT Instructions for use – 10V51

Accessories/spare parts for 10S16, 10V51



O-ring

Reference number 627F13

The O-ring is an accessory or spare part for the MyolinoWrist 2000 ball wrist joint (article no. 10V51).

Technical data

Article number
627F13=25X2



Lamination ring set

Reference number 11D21

The lamination ring set is compatible with the MyolinoWrist 2000 (article no. 10V51=2).

Technical data

Article number	for	Outside Ø	Spare part for
11D21	children	40 mm	10V51=2



Lamination ring set

Reference number 11D61

The lamination ring set is compatible with the MyolinoWrist 2000 (article no. 10V51=1).

Technical data

Article number	for	Outside Ø	Spare part for
11D61	children	43.5 mm	10V51=1



MyoEnergy integral

Reference number 757B35

The MyoEnergy Integral is an integrated power supply system for the MyoBock system. The charging receptacle indicates the current charge level using LEDs and allows the prosthesis to be switched on and off and opened in an emergency.

Key features

- Charging receptacle indicates the current charge level
- Battery consists of two cells with different capacities
- Thanks to an integrated magnet, the charging plug can be easily attached to the charging receptacle
- The special contour of the charging receptacle and charging plug assures the quick and reliable positioning of both components
- Suitable for prostheses for adults and children

Information material

647G1402=ALL_INT	Instruction documents for technicians/qualified personnel in accordance with MDD
------------------	--

Technical data

Article number	Capacity	Output voltage	Charging time	Technology	Size
757B35=0	300 mAh	7.4 V	2 h	Lithium polymer	35 x 20 x 20 mm
757B35=1	600 mAh	7.4 V	2.5 h	Lithium polymer	52 x 25 x 9 mm
757B35=3	1,150 mAh	7.4 V	2.5 h	Lithium-ion	52 x 36 x 9 mm

• You can order the dummy set for the 757B35=* under article no. 757Z276=*



MyoCharge integral

Reference number 757L35

The MyoCharge Integral is used to charge the MyoEnergy Integral integrated into the socket by simply connecting the charging plug to the charging receptacle on the outside of the socket. The integrated magnet and the special contour of the charging plug and charging receptacle ensure the quick and reliable positioning of both components.

Key features

- Integrated magnet for securing the charging plug to the charging receptacle
- The special contour of the charging plug and charging receptacle ensures quick and reliable positioning
- LEDs display the current battery capacity
- Suitable for all variants of the MyoEnergy Integral

Information material

647G534=ALL_INT	Instructions for use (qualified personnel) 757L35
-----------------	---

Accessories

757L43	USB Adapter for charging
--------	--------------------------

Technical data

Article number	Operating temperature	Storage temperature	Supply voltage	Mains frequency
757L35	0 to +60°C °C	-20 to +60 °C °C	100 - 240 V	50 -60 Hz

• The MyoCharge Integral can be used for all variants of the 757B35=0, 757B35=1, 757B35=3 and 757B35=5 MyoEnergy Integral.



7in1 Controller

Reference number 9E420

The 7in1 Controller is a control unit for the MyoBock child system and the Electric Hand 2000. The seven selectable program variants facilitate the customised configuration of the prosthetic hand as well as preparation for future treatment with the adult system.

Key features

- Suitable for the Electric Hand 2000 (article no. 8E51)
- Individual adjustment of the prosthetic hand
- Preparation for subsequent treatment with the adult system
- Power supply with MyoEnergy Integral battery system (article no. 757B35)
- Configuration of settings via Bluetooth data transfer and MyolinoSoft (article no. 560X3=V1.0)

Information material

646D442=EN

Child system – brochure
for technicians

Technical data

Article number

9E420=L

9E420=R

Side

left

right

Accessories/spare parts for 9E420



MyolinoLink

Reference number 60X6

The MyolinoLink is used for the wireless transfer of user-specific setting data between the 7in1 Controller and a Bluetooth-capable PC. It connects to the charging receptacle of the MyoEnergy Integral. The integrated magnet ensures the quick and reliable positioning of the two components.

Technical data

Article number

60X6



MyolinoSoft

Reference number 560X3

In order to offer patient-specific controller settings, setup software is also being used for the first time in a hand system for children. Rather than using specified settings, it works with various parameters, such as the patient side, control program, switching threshold and gripping speed that can be individually adjusted. This is especially advantageous for children with high mobility requirements. The 560X3 MyolinoSoft Software is designed for setting the 7in1 9E420 Controller and the Electric Hand 2000 connected to it. 7 programme versions are available.

Technical data

Article number

560X3=V1.0



BionicLink PC

Reference number 60X5

The BionicLink USB Bluetooth adapter supports wireless data communication between Ottobock products with a Bluetooth interface (such as the DynamicArm) and a PC with a USB port or USB hub via corresponding Ottobock software products (such as ElbowSoft).

Technical data

Article number

60X5

for

Connection to computer (USB Bluetooth adapter)



Elbow component for children

Reference number 12K19

The elbow component for children features a manual elbow lock and an upper arm rotation joint with lamination ring. The corresponding elbow ball is made of beige plastic. The wrist connection has a diameter of 40 mm. The elbow joint is suitable for prostheses in combination with the Electric Hand 2000.

Key features

- Wrist connector diameter: 40 mm
- Suitable for prostheses with the Electric Hand 2000 (article no. 8E51)
- Made of beige plastic (corresponds to skin colour 2 according to 646M3 colour sample set)

Technical data

Information material	
647G469=ALL_INT	Instructions for use – 12K19, 12K5, 12K20

Article number	Upper arm connection Ø	Wrist connection Ø	For hand size
12K19=40	54 mm	40 mm	6 3/4



MovolinoArm Friction

Reference number 12K12

The MovolinoArm Friction elbow joint is suitable for right and left side prostheses in children aged three to five years. It is compatible with body-powered and myoelectric arm prostheses. The elbow has one friction setting for humeral rotation and one for flexion or extension of the forearm.

Key features

- For treating children aged three to five years
- Compatible with passive, body-powered and myoelectric arm prostheses
- The length can be changed by shortening the forearm
- Attractive design
- Weight: 182 g

Technical data

Information material	
647G570=ALL_INT	Instructions for use (qualified personnel) for MovolinoArm Friction

Article number	Upper arm connection Ø	Wrist connection Ø	For hand size
12K12	43.5 mm	34 mm	5, 5 1/2, 6, 6 1/2

- Please note that one or two more electrode cables (article no. 13E129=G100) are required.
- Please note that only the MyoEnergy Integral batteries (article no. 757B35=0 and 757B35=1) can be used with the MovolinoArm Friction.

Accessories/spare parts for 12K19, 12K12



Lamination ring for children's forearm

Reference number 10S18

The lamination ring for children's forearms connects the Electric Hand 2000 (article no. 8E51) with an elbow component for children (article no. 12K19=40). To do so, the lamination ring is glued directly into the elbow component using Orthocryl sealing resin compact adhesive (article no. 636K18=1).

Technical data

Article number	for	Outside Ø
10S18=40	children	33 mm



Special key

Reference number 709Z9

The special key for installing the lamination ring (article no. 10S18=40) is used to tighten the counter nut.

Technical data

Article number
709Z9




Lamination ring

Reference number 13G8

Lamination ring for use with elbow components for children (article no. 12K19=40).

Technical data

Article number	Spare part for	for	Outside Ø
13G8=54	12K19	children youths	54 mm



Lamination ring set

Reference number 13G21

Lamination ring set for the MovolinoArm Friction (article no. 12K12). The set consists of a lamination ring with lamination dummies and an O-ring.

Technical data

Article number	Spare part for	for	Outside Ø
13G21	12K12	children	43,5 mm



Wrist joint lamination ring

Reference number 11D12

The wrist joint lamination ring is used for the connection with the Electric Hand 2000. It consists of a copper friction ring, O-rings and a protective cover and is suitable for the MovolinoArm Friction elbow component.

Technical data

Article number	Accessory for	for	Outside Ø	For lamination ring Ø
11D12=34	12K12	children	38 mm	34 mm



Wood hand adapter

Reference number 10A40

The wood hand adapter has a plastic threaded stud (article no. M12X1.5) and is used to connect a passive inner hand to a forearm socket or elbow component. The diameter of the hand adapter is 60 mm, and modification to reduce that is possible.

Technical data

Article number	for	for	Outside Ø	Thread	Overall length
10A40	Passive inner hands	children youths adults elderly	60 mm	M12x1.5	38 mm



Ottobock wrist unit

Reference number 10V36

Ottobock wrist joint with interior thread and cylindrical lamination ring. Thread: 1/2"-20.

Technical data

Article number	for	Outside Ø	Thread	Overall length	Weight
10V36=34	children	34 mm	1/2"-20	25 mm	35 g



Ottobock wrist unit

Reference number 10V18

Ottobock wrist joint with interior thread and cylindrical lamination ring. Thread: M12X1.5.

Technical data

Article number	for	Outside Ø	Thread	Overall length	Weight
10V18=34	children	34 mm	M12X1,5	25 mm	35 g



Electrode

Reference number 13E200

This MyoBock electrode is particularly sensitive in the range of low muscle signals. Thanks to modern frequency shielding and filtering technologies, it is also less sensitive to low and high-frequency interference that is emitted, for example, by mobile phones or shopping centre security systems.

Key features

- Reduces sensitivity to low and high-frequency interference
- Filters noise
- Electrode contacts made of pure titanium and suitable for people with allergies
- Electrode connection with IDC termination

Technical data

Article number	Mains frequency	Frequency bandwidth	Ambient temperature	Operating voltage
13E200=50	50 Hz	90 - 450 Hz	-15 bis +60 °C	4.8 - 7.2 V
13E200=60	60 Hz	90 - 450 Hz	-15 bis +60 °C	4.8 - 7.2 V

Information material

647G1609=ALL_INT	Electrode IFU (qualified personnel)
------------------	-------------------------------------

- The frequency filter's full protection effect will only be provided if the mains frequency and filter frequency are identical.
- The electrode accessories for laminated inner sockets (article number 13E153) and for vacuum-formed inner sockets (article number 13E201) are included in the scope of delivery.
- The frequency filter's full protection effect will only be provided if the mains frequency and filter frequency are identical.
- The electrode accessories for laminated inner sockets (article number 13E153) and for vacuum-formed inner sockets (article number 13E201) are included in the scope of delivery.
- Use 633F11 silicone grease to seal the plug connection. Remove any excess grease after connecting the electrode cable.



Suction socket electrode

Reference number 13E202

This generation of electrodes is based on the familiar 13E200 electrode. Embedded into a suspension made of elastic material, this electrode creates an airtight seal between the inner socket and outer socket. If used correctly, this prevents perspiration from penetrating between the inner and outer socket.

Key features

- Airtight seal between the inner and outer socket
- Reduces sensitivity to low and high-frequency interference
- Filters noise
- Electrode contacts made of pure titanium and suitable for people with allergies
- Electrode connection with IDC termination

Technical data


Article number	Mains frequency	Frequency bandwidth	Ambient temperature	Operating voltage
13E202=50	50 Hz	90 - 450 Hz	-15 to +60 °C	4.8 - 7.2 V
13E202=60	60 Hz	90 - 450 Hz	-15 to +60 °C	4.8 - 7.2 V

Information material

647G334=ALL_INT	Suction socket electrode IFU (qualified personnel)
-----------------	--

- The suction socket electrode can not only be used for standard sockets but is also particularly suitable for application in elevated vacuum sockets. Combining the suction socket electrode with a tube valve (article no. 12V10) for an elevated vacuum socket creates a vacuum effect in the socket, optimising the hold of the residual limb in the socket.
- The frequency filter's full protection effect will only be provided if the mains frequency and filter frequency are identical.
- The electrode accessories (article number 13E206) are included in the scope of delivery.
- Tube valve (article number 12V10) can be ordered separately.
- Use silicone grease (article no. 633F11) to seal the plug connection. Remove any excess grease after connecting the electrode cable.

Accessories/spare parts for 13E200, 13E202



Electrode accessory set

Reference number 13E206

Suitable for suction socket electrodes (article no. 13E202).

Technical data

Article number	for
13E206	13E202 Suction Socket Electrode



Electrode accessories

Reference number 13E153

Suitable for laminated inner sockets with electrode (article no. 13E200).

Technical data

Article number	for
13E153	Laminated inner sockets with 13E200 electrode




Electrode accessories

Reference number 13E201

Suitable for vacuum-formed inner sockets with electrode (article no. 13E200).

Technical data

Article number	for
13E201	vacuum-formed inner sockets with 13E200 Electrode




Electrode mounting bracket set

Reference number 13E135

The electrode mounting bracket set is intended for positioning and assembling electrodes (article no. 13E200) on the interim plaster or ThermoLyn socket (article no. 616T52 or 616T53).

Technical data

Article number	for
13E135	13E200 Electrodes




Electrode cable with straight plug and plug connector

Reference number 13E129

Electrode cable for connecting an electrode or control element with other prosthetic components.

Technical data

Article number	Length
13E129=G100	100 mm
13E129=G300	300 mm
13E129=G600	600 mm
13E129=G1000	1,000 mm



Finger cover

Reference number 9E342

Finger cover made of thermoplastic material, consisting of thumb, index finger and middle finger.

Technical data

Article number

9E342=5

9E342=5 1/2

9E342=6

9E342=6 1/2

9E342



Finger filler

Reference number 9E347

Used to fill the little and ring fingers in the prosthetic glove (article no. 8S20 and 8S20N).

Technical data

Article number

9E347=L5

9E347=L5 1/2

9E347=L6

9E347=L6 1/2

9E347=R5

9E347=R5 1/2

9E347=R6

9E347=R6 1/2

Side

left

left

left


left

right

right

right

right




EasyFit Arm donning aid

Reference number OC1560

The EasyFit Arm donning aid saves time and effort when putting on an arm prosthesis with a valve opening.

Technical data

Article number	Size	Proximal residual limb circumference	Distal residual limb circumference	Sock length
OC1560=KIDS	KIDS	29 cm	15 cm	21 cm
OC1560=TR	TR	42 cm	22 cm	25 cm
OC1560=TH	TH	47 cm	28 cm	34 cm



Derma Protection ArmComfort

Reference number 453A1

Derma Protection ArmComfort makes the transition from the forearm socket to the upper arm more visually appealing and provides additional support for the prosthesis. The special polymer gel coating, high elasticity and anatomical fit also improve wearer comfort.

Technical data

Article number	for	Overall length
453A1	Adults	245 mm
453A1=1	Adults	160 mm




PVC connection tube

Reference number 99B13

The PVC connection tube serves as a connection channel between the inner and outer sockets.

Technical data

Article number	Diameter	Colour
99B13=16	16 mm	Skin colour
99B13=16-7	16 mm	Black
99B13=21	21 mm	Skin colour
99B13=21-7	21 mm	Black



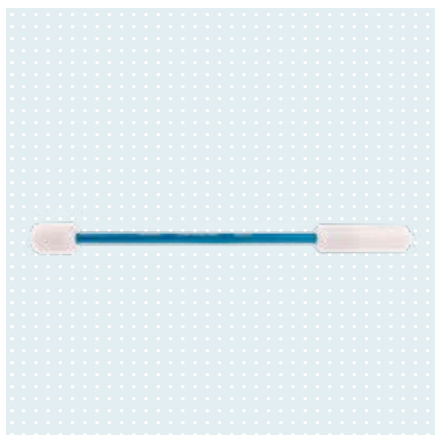
Tube dummies

Reference number 99B83

The tube dummies are used for fabricating vacuum-formed inner sockets.

Technical data

Article number	Diameter
99B83=16	16 mm
99B83=21	21 mm



Mounting adapter

Reference number 711M50

For installing and removing the 7in1 Controller (article number 9E420).

Technical data

Article number
711M50-1




Alignment tool

Reference number 743A19

Alignment tool suitable for lamination rings (art. no. 10S16) for Electric Hand 2000 (art. no. 8E51).

Technical data

Article number	Thread	Diameter	Length
743A19	M8	12 mm	169 mm




Allen wrench

Reference number 709S10

Offset Allen key for adjusting the friction of the MyolinoWrist 2000 (art. no. 10V51).

Technical data

Article number	Side length	Wrench size	Weight	Material
709S10=2	52 x 19 mm	2 mm	0.002 kg	CV steel



Allen wrench

Reference number 709S42

Offset Allen key for adjusting the friction of the MyolinoWrist 2000 (art. no. 10V51).

Technical data

Article number
709S42





MyoBock

Best quality for an optimal fitting

As far back as the 1960s, Ottobock set international standards with the development of the System Electric Hand and has since placed great emphasis on quality in the further development of myoelectric hand and arm prostheses – for optimal, customised fittings. A sensor integrated in the thumb of the SensorHand Speed prevents grasped objects from slipping out of the hand.

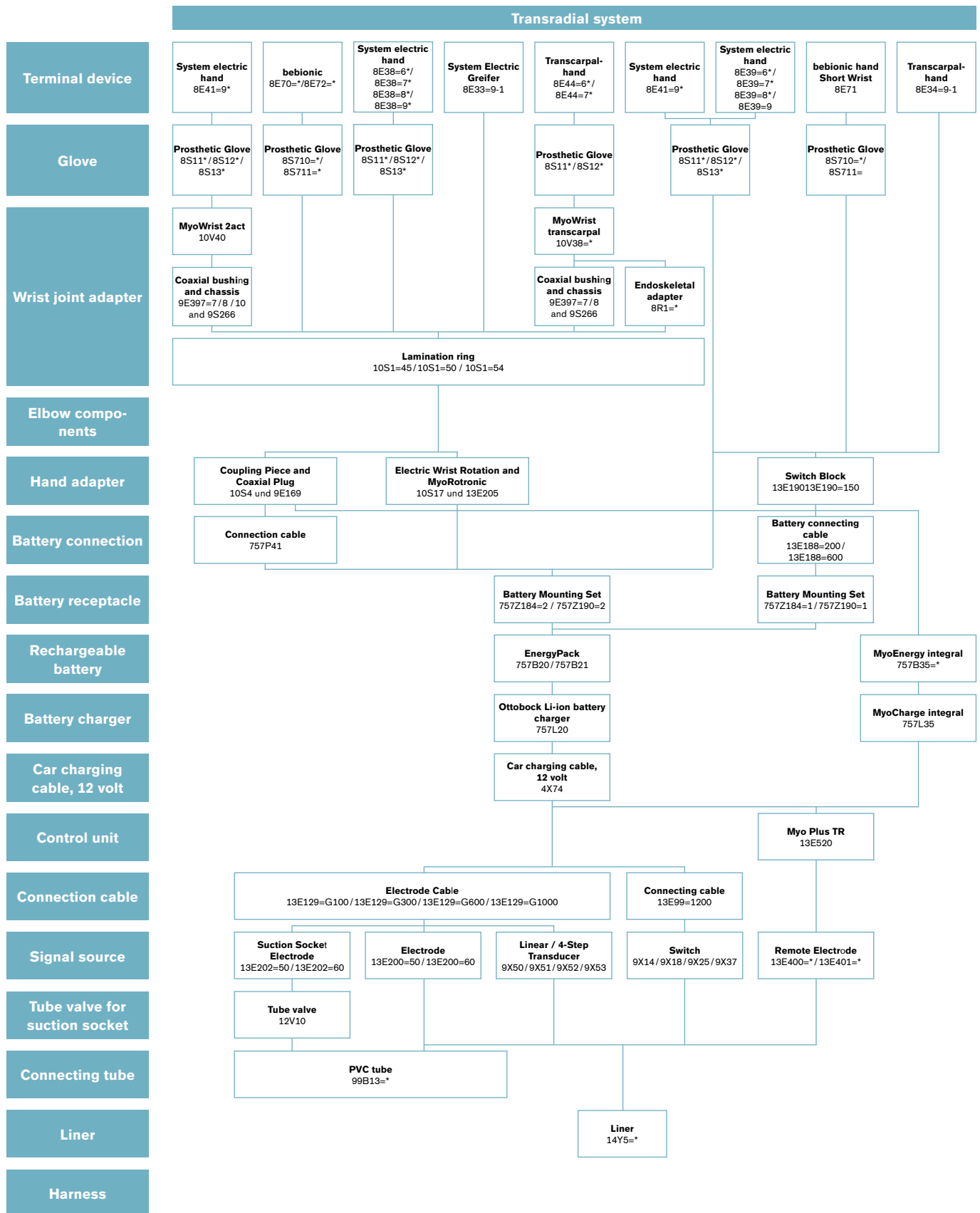
This prosthetic hand also sets new standards in terms of gripping force and gripping speed with the MyoHand VariPlus Speed. The DynamicArm is an electronically controlled, active elbow joint. Its innovative drive and continuous vario-gear results in particularly physiological movement characteristics. A highly natural appearance can be achieved in combination with the hand-painted SkinNatural prosthetic gloves.

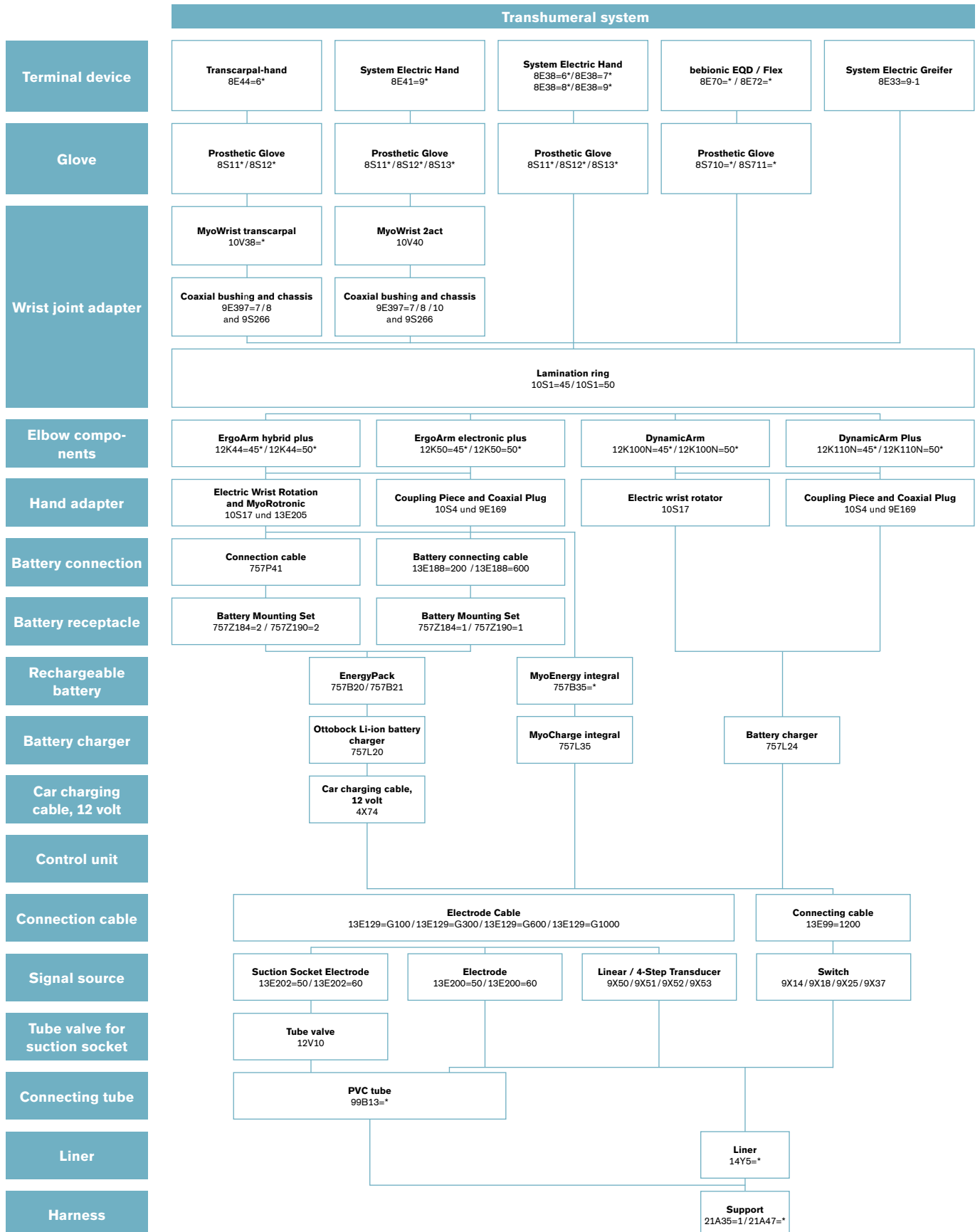
On the following pages you will find

- Myo Plus pattern recognition
- bebionic hand
- Myo terminal device
- Spare parts and accessories
- System Electric Hands
- Myo prosthetic gloves and accessories
- Myo System Electric Greifer Myo wrists and accessories
- Elbow components
- Shoulder joints
- Electrodes and accessories
- Batteries and battery chargers with accessories
- Cables and accessories
- Control elements
- Accessories
- Myo software Myo service parts



Visit www.ottobock.com to obtain up-to-date product information at any time.





▶ Myo Plus pattern recognition

Myo Plus ensures easy, intuitive and smooth prosthesis control without the complicated process of switching between different grips. The intelligent control learns to interpret the movement patterns in the user's residual limb. A certain prosthesis grip is assigned to each movement pattern, so the prosthesis can be intuitively controlled like never before.

The newly developed Myo Plus app is the central interface between the user and the control unit. It serves as a "window into the prosthesis" and visualises the movement patterns in the residual limb. While the prosthesis used to be something of a "black box" for technicians, users and therapists, the app now makes the movement patterns directly visible for the first time



Myo Plus TR

Reference number 13E520

The Myo Plus TR control unit uses machine learning to measure and interpret existing muscle activity in the residual limb. As a result, movement patterns are recognised and assigned to prosthesis movements.

Key features

- Machine learning allows the user's individual movement patterns to be utilised
- Suitable for active or passive rotation
- More intuitive control, better and more fluid transition without switching
- bebionic hand with digital control interface
- Compatible with all MyoBock hands


Technical data

Information material

647G1381=ALL_INT	Instruction documents for technicians/qualified personnel in accordance with MDD
647G1382	Instructions for use (user) – Myo Plus
646D1345=EN_MASTER	Brochure for technicians – Myo Plus
647F599=EN_MASTER	Order form Myo Plus + bebionic
646D1430=EN_MASTER	Myo Plus product brief
646D1415=EN_MASTER	Special print – Explanation Myo Plus, OT 07/2019
646F615=EN_MASTER	Lifestyle poster – Wolfgang Bauer Myo Plus

Article number

13E520



Remote electrode


Reference number 13E400

Double-pole Remote electrode for recording muscle signals with Myo Plus pattern recognition. Available in two cable lengths (90 mm and 140 mm).

Technical data

Article number	Length	Frequency bandwidth	Mains frequency
13E400=G90-50	90 mm	80 - 500 Hz	50 Hz
13E400=G90-60	90 mm	80 - 500 Hz	60 Hz
13E400=G140-50	140 mm	80 - 500 Hz	50 Hz
13E400=G140-60	140 mm	80 - 500 Hz	60 Hz

• Up to six of the 13E400=* Remote electrodes are required per prosthesis.



Remote electrode

Reference number 13E401

Triple-pole Remote electrode for recording muscle signals with Myo Plus pattern recognition. Available in two cable lengths (90 mm and 140 mm).

Technical data

Article number	Length	Frequency bandwidth	Mains frequency
13E401=G90-50	90 mm	80 - 500 Hz	50 Hz
13E401=G90-60	90 mm	80 - 500 Hz	60 Hz
13E401=G140-50	140 mm	80 - 500 Hz	50 Hz
13E401=G140-60	140 mm	80 - 500 Hz	60 Hz

• Two of the 13E401=* Remote electrodes are required per prosthesis.

Accessories/spare parts for 13E520, 13E400, 13E401



Electrode dome, low

Reference number 13Z161

Flat electrode dome with a height of 2.2 mm for screw connection with remote electrode for Myo Plus pattern recognition. The inner side is tapered so it can fit snugly against the inner socket material.

Technical data

Article number	Height	Package contents
13Z161	2.2 mm	6 piece(s)



Electrode dome, medium

Reference number 13Z162

Medium electrode dome with a height of 3.5 mm for screw connection with remote electrode for Myo Plus pattern recognition. The inner side is tapered so it can fit snugly against the inner socket material.

Technical data

Article number	Height	Package contents
13Z162	3.5 mm	6 piece(s)



Electrode dome, high

Reference number 13Z163

Tall electrode dome with a height of 4.2 mm for screw connection with remote electrode for Myo Plus pattern recognition. The inner side is tapered so it can fit snugly against the inner socket material.

Technical data

Article number	Height	Package contents
13Z163	4.2 mm	6 piece(s)



Myo Plus

Reference number 560X18

The Myo Plus app lets qualified personnel and users configure the Myo Plus prosthesis control and adjust it on an ongoing basis.

Benefits and advantages

- Evaluation and prosthesis training
- Basic system settings
- Illustration and continuous adaptation of movement patterns
- Adjustment of system and movement parameters
- Available free of charge in the Google Play Store and Apple App Store

▶ bebionic hand

The bebionic hand is a myoelectrically controlled prosthetic hand, offering the user five individually powered, moveable fingers. Each individual finger and the thumb is driven by its own motor, allowing this hand to execute various grip patterns. The latest drive technology allows the integrated microprocessor to continuously monitor the finger position.

This makes it possible to reconstruct all grip patterns precisely and also gives the hand a special feature, the Auto-Grip function.

The bebionic is available in sizes small and medium. The small hand is ideal for women and adolescents.



bebionic hand EQD

Reference number 8E70

This multi-articulating prosthetic hand features 14 different grips and works intuitively and precisely.

Key features

- Individual drives in the fingers
- Easy to connect to bebalance+ adjustment software via Bluetooth with enhanced usability
- Optimised for Myo Plus pattern recognition
- Padded palps and a wide thumb profile
- 14 selectable grips
- Compatible with DynamicArm without AnalogAdapter
- Available in white Kevlar look and black carbon look

Information material

647G1391=ALL_INT	Instruction documents for technicians/qualified personnel in accordance with MDD
647G1392=ALL_INT	Instructions for use (qualified personnel) – bebalance software

Technical data

Article number	Side	Size	Colour
8E70=L-M-B	left (L)	Medium	Black
8E70=L-S-B	left (L)	small	Black
8E70=L-S-W	left (L)	small	White
8E70=R-M-B	right (R)	Medium	Black
8E70=R-S-B	right (R)	small	Black
8E70=R-S-W	right (R)	small	White

bebionic hand

Passively movable fingers

The fingers yield when they brush against people or unintentionally bump into objects and fold away comfortably to protect the mechanics of the hand.

14 selectable grips and hand positions

For a high degree of flexibility in everyday life with a wide range of different activities.

The hand is now fully produced by Ottobock and is subject to our rigorous quality requirements.

Padded palps and a wide thumb profile

Maximum gripping surface and safe, precise gripping.

Highly functional multi-articulating hand

Individual drives in the fingers allow objects to be grasped in a natural-looking, adaptive way.

Compatible with Myo Plus

Coordinated with Myo Plus pattern recognition through a digital interface.

Bluetooth module in both hand sizes

Just one Bluetooth adapter is required to easily connect to the bebalance+ adjustment software.

Three wrist joint variants

Different structural heights allow for versatile use, individually tailored to the user's amputation level





bebionic hand Short Wrist

Reference number 8E71

The short wrist consists of a low-profile connector for users with a long residual limb. A lamination ring is provided for these hands in addition. The hand can also be rotated against a constant friction, which can be adjusted by the O&P professional.

Key features

- Individual drives in the fingers
- Easy to connect to bebalance+ adjustment software via Bluetooth with enhanced usability
- Optimised for Myo Plus pattern recognition
- Padded palps and a wide thumb profile
- 14 selectable grips
- Available in white Kevlar look and black carbon look

Information material

647G1391=ALL_INT	Instruction documents for technicians/qualified personnel in accordance with MDD
646D1360=EN_MASTER	Brochure for technicians – bebionic hand
646D1361=EN_MASTER	User brochure – bebionic hand
647G1392=ALL_INT	Instructions for use (qualified personnel) – bebalance software

Technical data

Article number	Side	Size	Colour
8E71=L-M-B	left (L)	Medium	Black
8E71=L-S-B	left (L)	small	Black
8E71=L-S-W	left (L)	small	White
8E71=R-M-B	right (R)	Medium	Black
8E71=R-S-B	right (R)	small	Black
8E71=R-S-W	right (R)	small	White



bebionic hand Flex

Reference number 8E72

The “Flex” wrist makes it easy for the user to lock or unlock the wrist position and set the hand prosthesis in five different positions. The hand position can be locked in flexion and extension in 20° increments from -40° to +40°.

Key features

- Versatile flexion joint
- Individual drives in the fingers
- Easy to connect to bebalance+ adjustment software via Bluetooth with enhanced usability
- Compatible with Myo Plus pattern recognition
- Padded palps and a wide thumb profile
- 14 selectable grips
- Compatible with DynamicArm without AnalogAdapter

Information material

647G1391=ALL_INT	Instruction documents for technicians/qualified personnel in accordance with MDD
646D1360=EN_MASTER	Brochure for technicians – bebionic hand
646D1361=EN_MASTER	User brochure – bebionic hand
647G1392=ALL_INT	Instructions for use (qualified personnel) – bebalance software

Technical data

Article number	Side	Size	Colour
8E72=L-M-B	left (L)	Medium	Black
8E72=L-S-B	left (L)	small	Black
8E72=L-S-W	left (L)	small	White
8E72=R-M-B	right (R)	Medium	Black
8E72=R-S-B	right (R)	small	Black
8E72=R-S-W	right (R)	small	White

Accessories/spare parts for 8E70, 8E71, 8E72



Finger chain

Reference number 9S296

The finger chain serves as overload protection for the four actively powered fingers by protecting the drive. In case of overloading, the corresponding finger can no longer be flexed since the connection to the drive was severed.

Technical data

Article number

9S296



Bluetooth long dongle


Reference number B33061

The Bluetooth long dongle enables wireless data communication between the bebionic hand and bebalance+ software.

Technical data

Article number

B33061



Information material

647G1362=ALL_INT	Instructions for use (qualified personnel) – bebionic Skin Silicone
647H897=ALL_INT	Instructions for use (user) – bebionic Skin Silicone glove
647G1391=ALL_INT	Instruction documents for technicians/qualified personnel in accordance with MDD

bebionic Skin Silicone

Reference number 8S711

The bebionic Skin Silicone prosthetic glove is manufactured from multiple layers of state-of-the-art silicone with an integrated reinforcing mesh. It has a realistic, inconspicuous design thanks to finely crafted details on the palms, knuckles, nails and joints as well as the micropigmentation. Available in eight colours.

Key features

- Easy to put on and take off
- Easy to clean with warm water and soap
- Natural design and appearance thanks to adapted finger position
- Adapted silicone formula for consistent appearance
- Optimised bonding process for the integrated reinforcing mesh
- UV resistant and thermally stable

Technical data

Article number	Side	Size	Sleeve length
8S711=L-S*-N	left (L)	Small	330 mm
8S711=L-M*-N	left (L)	Medium	305 mm
8S711=L-L*-N	left (L)	Large	295 mm
8S711=R-S*-N	right (R)	Small	330 mm
8S711=R-M*-N	right (R)	Medium	305 mm
8S711=R-L*-N	right (R)	Large	295 mm

- Available in eight different shades.
- Please use the colour sample set (article no. 646M82) to determine the colour.
- Order example: 8S711=R-S04-N



Information material

647G1362=ALL_INT	Instructions for use (qualified personnel) – bebionic Skin Silicone
647H897=ALL_INT	Instructions for use (user) – bebionic Skin Silicone glove
647G1391=ALL_INT	Instruction documents for technicians/qualified personnel in accordance with MDD

bebionic Skin Silicone Black

Reference number 8S710

The bebionic Skin Silicone prosthetic glove is manufactured from multiple layers of state-of-the-art silicone with an integrated reinforcing mesh.

Key features

- Easy to put on and take off
- Easy to clean with warm water and soap
- Adapted silicone formula for consistent appearance
- Optimised bonding process for the integrated reinforcing mesh
- UV resistant and thermally stable

Technical data

Article number	Side	Size	Sleeve length
8S710=L-S20-N	left (L)	Small	330 mm
8S710=L-M20-N	left (L)	Medium	305 mm
8S710=L-L20-N	left (L)	Large	295 mm
8S710=R-S20-N	right (R)	Small	330 mm
8S710=R-M20-N	right (R)	Medium	305 mm
8S710=R-L20-N	right (R)	Large	295 mm

- Order example: 8S710=R-S20-N



MyoHand VariPlus Speed

Reference number 8E38=9

The MyoHand VariPlus Speed with quick-disconnect wrist combines the mechanical characteristics of the SensorHand Speed and the control variants of the System Electric Greifer DMC VariPlus. Thanks to the high gripping force (approx. 100 N) and speed (up to 300 mm/s), objects can be gripped quickly and precisely.

A total of six different programs can be selected and adjusted using the MyoSelect (article no. 757T13). This permits optimum adaptation to the needs and abilities of the user.

Key features

- High gripping force and speed
- Fast and precise gripping
- Automatic shut-off electronics with integrated on-off switch
- With low-friction bevel gear, positive drive unit and system inner hand
- An integrated slip clutch makes opening possible in case of emergency

Information material


647G1612=ALL_INT	Instruction documents for technicians/qualified personnel in accordance with MDD
646D321=EN_MASTER	Brochure for technicians – SensorHand Speed / MyoHand VariPlus Speed
646F277=EN_MASTER	Poster – MyoBock portfolio

Technical data

Article number	Side	Size	Inner hand	for
8E38=9-L7 1/4	left	7 1/4	8X18=L7 1/4	Women, adolescents
8E38=9-R7 1/4	right	7 1/4	8X18=R7 1/4	Women, adolescents
8E38=9-L7 3/4	left	7 3/4	8X18=L7 3/4	Men
8E38=9-R7 3/4	right	7 3/4	8X18=R7 3/4	Men
8E38=9-L8 1/4	left	8 1/4	8X18=L8 1/4	Men
8E38=9-R8 1/4	right	8 1/4	8X18=R8 1/4	Men

Static current	1 mA
Operating temperature	0 to +70 °C
Operating voltage	6/7.2 V
Opening width	100 mm
Proportional gripping force	0 - 100 N
Proportional speed	15 - 300 mm/sec
Weight with system inner hand	0.425 g

- The electrodes must be adjusted with the MyoBoy (article no. 757M11).



MyoHand VariPlus Speed

Reference number 8E39=9

The MyoHand VariPlus Speed with lamination ring wrist connection combines the mechanical characteristics of the SensorHand Speed and the control variants of the System Electric Greifer DMC VariPlus. Thanks to the high gripping force (approx. 100 N) and speed (up to 300 mm/s), objects can be gripped quickly and precisely. With the 757T13 MyoSelect, a total of six different programs can be selected and adapted according to patient indications. This permits optimum adaptation to the needs and abilities of the prosthesis wearer.

Key features

- High gripping force and speed
- Fast and precise gripping
- Automatic shut-off electronics with integrated on-off switch
- With low-friction bevel gear, positive drive unit and system inner hand
- An integrated slip clutch makes opening possible in case of emergency

Information material

647G1362=ALL_INT	Instructions for use (qualified personnel) – bebionic Skin Silicone
647H897=ALL_INT	Instructions for use (user) – bebionic Skin Silicone glove

Accessories


88A15	MySkin Myo
-------	------------

Technical data

Article number	Side	Size	Inner hand	for
8E39=9-L7 1/4	left	7 1/4	8X18=L7 1/4	Women, adolescents
8E39=9-R7 1/4	right	7 1/4	8X18=R7 1/4	Women, adolescents
8E39=9-L7 3/4	left	7 3/4	8X18=L7 3/4	Men
8E39=9-R7 3/4	right	7 3/4	8X18=R7 3/4	Men
8E39=9-L8 1/4	left	8 1/4	8X18=L8 1/4	Men
8E39=9-R8 1/4	right	8 1/4	8X18=R8 1/4	Men

Static current	1 mA
Operating temperature	0 to +70 °C
Opening width	100 mm
Proportional gripping force	0 - 100 N
Proportional speed	15 - 300 mm/sec
Weight with system inner hand	0.425 g

- The electrodes must be adjusted with the MyoBoy (article no. 757M11).
- The MyoHand VariPlus Speed can be operated with the MyoEnergy Integral (article no. 757B35=*) or the EnergyPack (article no. 757B20 / 757B21). It features a centrally guided flat cable, automatic shut-off electronics with integrated on-off switch, low-friction bevel gear, positive drive unit and system inner hand. An integrated slip clutch makes opening possible in case of emergency. The following control variants can be selected with the MyoSelect (article no. 757T13) • DMC plus • AutoControl LowInput • VarioControl • VarioDual • DigitalControl • DoubleChannel Control



MyoHand VariPlus Speed

Reference number 8E41=9

The MyoHand VariPlus Speed with M12X1.5 threaded stud wrist connection is a further development from Ottobock. It combines the mechanical characteristics of the SensorHand Speed and the control variants of the DMC VariPlus System Electric Greifer. Thanks to the high gripping force (approx. 80 N) and speed (up to 300 mm/s), objects can be gripped quickly and precisely. With the 757T13 MyoSelect, a total of six different programs can be selected and adapted according to patient indications. This permits optimum adaptation to the needs and abilities of the prosthesis wearer.

Key features

- High gripping force and speed
- Fast and precise gripping
- Automatic shut-off electronics with integrated on-off switch
- With low-friction bevel gear, positive drive unit and system inner hand
- An integrated slip clutch makes opening possible in case of emergency

Information material


647G504=ALL_INT	MyoHand VariPlus Speed IFU (qualified personnel)
646D321=EN_MASTER	Brochure for technicians – SensorHand Speed / MyoHand VariPlus Speed
646D1551=EN_MASTER	Product brief Myo Speed hands
646D1269=EN_HQ	Brochure for technicians – MyoBock
647F624=EN_MASTER	Order form Active rotation & 757B35=*
647F625=EN_MASTER	Order form Passive Rotation & 757B35=*
647F626=EN_MASTER	Order form Active rotation & 757B2*
647F627=EN_MASTER	Order form Passive Rotation & 757B2*

Technical data

Article number	Side	Size	Inner hand	for
8E41=9-L7 1/4	left	7 1/4	8X18=L7 1/4	Women, adolescents
8E41=9-R7 1/4	right	7 1/4	8X18=R7 1/4	Women, adolescents
8E41=9-L7 3/4	left	7 3/4	8X18=L7 3/4	Men
8E41=9-R7 3/4	right	7 3/4	8X18=R7 3/4	Men
8E41=9-L8 1/4	left	8 1/4	8X18=L8 1/4	Men
8E41=9-R8 1/4	right	8 1/4	8X18=R8 1/4	Men

Static current	1 mA
Operating temperature	0 to +70 °C
Operating voltage	6/7.2 V
Opening width	100 mm
Proportional gripping force	0 - 100 N
Proportional speed	15 - 300 mm/sec
Weight with system inner hand	0.425 g

- The electrodes must be adjusted with the MyoBoy (article no. 757M11).



SensorHand Speed

Reference number 8E38=8

The SensorHand Speed with quick-disconnect wrist opens and closes more than twice as fast as other electric hands with easy and precise control. A total of six different programs can be selected and adjusted using the MyoSelect (article no. 757T13) or by exchanging coloured coding plugs (article no. 13E184).

Key features

- High gripping force and speed
- Fast and precise gripping
- Automatic shut-off electronics with integrated on-off switch
- With low-friction bevel gear, positive drive unit and system inner hand
- Automatic grip stabilisation system with SUVA* sensors
- FlexiGrip function allows a grasped object to be repositioned in the hand
- An integrated slip clutch makes opening possible in case of emergency

Information material

647G1612=ALL_INT	Instruction documents for technicians/qualified personnel in accordance with MDD
646D321=EN_MASTER	Brochure for technicians – SensorHand Speed / MyoHand VariPlus Speed
646D1551=EN_MASTER	Product brief Myo Speed hands

Technical data

Article number	Side	Size	Inner hand	for
8E38=8-L7 1/4	left	7 1/4	8X18=L7 1/4	Women, adolescents
8E38=8-R7 1/4	right	7 1/4	8X18=R7 1/4	Women, adolescents
8E38=8-L7 3/4	left	7 3/4	8X18=L7 3/4	Men
8E38=8-R7 3/4	right	7 3/4	8X18=R7 3/4	Men
8E38=8-L8 1/4	left	8 1/4	8X18=L8 1/4	Men
8E38=8-R8 1/4	right	8 1/4	8X18=R8 1/4	Men

Operating voltage	6/7.2 V
Opening width	100 mm
Proportional gripping force	15 - 300 mm/sec
Proportional speed	0 - 100 N
Weight with system inner hand	462 g

- The electrodes must be adjusted with the 757M11 MyoBoy®!



SensorHand Speed

Reference number 8E39=8

The SensorHand Speed with lamination ring wrist connection opens and closes more than twice as fast as other electric hands with easy and precise control. A total of six different programs can be selected and adjusted using the MyoSelect (article no. 757T13) or by exchanging coloured coding plugs (article no. 13E184).

Key features

- High gripping force and speed
- Fast and precise gripping
- Automatic shut-off electronics with integrated on-off switch
- With low-friction bevel gear, positive drive unit and system inner hand
- Automatic grip stabilisation system with SUVA* sensors
- FlexiGrip function allows a grasped object to be repositioned in the hand
- An integrated slip clutch makes opening possible in case of emergency

Information material

647G1612=ALL_INT	Instruction documents for technicians/qualified personnel in accordance with MDD
646D321=EN_MASTER	Brochure for technicians – SensorHand Speed / MyoHand VariPlus Speed

Technical data

Article number	Side	Size	Inner hand	for
8E39=8-L7 1/4	left	7 1/4	8X18=L7 1/4	Women, adolescents
8E39=8-R7 1/4	right	7 1/4	8X18=R7 1/4	Women, adolescents
8E39=8-L7 3/4	left	7 3/4	8X18=L7 3/4	Men
8E39=8-R7 3/4	right	7 3/4	8X18=R7 3/4	Men
8E39=8-L8 1/4	left	8 1/4	8X18=L8 1/4	Men
8E39=8-R8 1/4	right	8 1/4	8X18=R8 1/4	Men

Operating voltage	6/7.2 V
Opening width	100 mm
Proportional gripping force	0 - 100 N
Proportional speed	15 - 300 mm/sec
Weight with system inner hand	462 g

- The electrodes must be adjusted with the MyoBoy (article no. 757M11).



Information material

647G1591=ALL_INT

Instructions for use
(qualified personnel) –
8E38=7, 8E39=7, 8E41=7

System Electric Hand Digital Twin

Reference number 8E38=7

The System Electric Hand Digital Twin with quick-disconnect wrist is suitable for all amputation levels, except wrist disarticulation. It is equipped with the Digital Twin control with a digital and a dual-channel control mode. The desired control mode is selected using the integrated function plug (article no. 13E185).

Key features

- Gripping force and speed determined by muscle signals
- Passive wrist rotation with ratchet lock
- Desired control variant selected with the integrated function plug (article no. 13E185)
- Automatic shut-off electronics with integrated on-off switch
- With low-friction bevel gear, positive back lock and system inner hand
- An integrated slip clutch makes opening possible in case of emergency
- With potentiometer for adjusting the switching threshold (double-channel control)

Technical data

Article number	Side	Size	Inner hand	for
8E38=7-L7 1/4	left	7 1/4	8X18=L7 1/4	Women, adolescents
8E38=7-R7 1/4	right	7 1/4	8X18=R7 1/4	Women, adolescents
8E38=7-L7 3/4	left	7 3/4	8X18=L7 3/4	Men
8E38=7-R7 3/4	right	7 3/4	8X18=R7 3/4	Men
8E38=7-L8 1/4	left	8 1/4	8X18=L8 1/4	Men
8E38=7-R8 1/4	right	8 1/4	8X18=R8 1/4	Men

Operating voltage 6/7.2 V

Opening width 100 mm

Gripping force 90 N

Medium velocity 110 mm/sec

Weight with system inner hand 457 g

- The System Electric Hand Digital Twin can be operated with the MyoEnergy Integral (article no. 757B35=*) or the EnergyPack (article no. 757B20 / 757B21).
- The electrodes must be adjusted with the MyoBoy (article no. 757M11).



System Electric Hand Digital Twin

Reference number 8E39=7

The System Electric Hand Digital Twin with lamination ring wrist connection is suitable for wrist disarticulation residual limbs. It is equipped with the Digital Twin control featuring a digital and dual-channel control mode. The desired control mode is selected using the integrated function plug (article no. 13E185).

Key features

- Gripping force and speed determined by muscle signals
- Passive wrist rotation with ratchet lock
- Desired control variant selected with the integrated function plug (article no. 13E185)
- Automatic shut-off electronics with integrated on-off switch
- With low-friction bevel gear, positive back lock and system inner hand
- An integrated slip clutch makes opening possible in case of emergency
- With potentiometer for adjusting the switching threshold (double-channel control)

Information material

647G1591=ALL_INT

Instructions for use
(qualified personnel) –
8E38=7, 8E39=7, 8E41=7

Technical data

Article number	Side	Size	Inner hand	for
8E39=7-L7 1/4	left	7 1/4	8X18=L7 1/4	Women, adolescents
8E39=7-R7 1/4	right	7 1/4	8X18=R7 1/4	Women, adolescents
8E39=7-L7 3/4	left	7 3/4	8X18=L7 3/4	Men
8E39=7-R7 3/4	right	7 3/4	8X18=R7 3/4	Men
8E39=7-L8 1/4	left	8 1/4	8X18=L8 1/4	Men
8E39=7-R8 1/4	right	8 1/4	8X18=R8 1/4	Men

Operating voltage	6/7.2 V
Opening width	100 mm
Gripping force	90 N
Medium velocity	110 mm/sec
Weight with system inner hand	457 g

- The System Electric Hand Digital Twin can be operated with the MyoEnergy Integral (article no. 757B35=*) or the EnergyPack (article no. 757B20 / 757B21).
- The electrodes must be adjusted with the MyoBoy (article no. 757M11).



System Electric Hand DMC plus

Reference number 8E38=6

The System Electric Hand DMC plus with quick-disconnect wrist is suitable for all residual limb lengths except wrist disarticulation. It features a DMC and DMC plus control mode, reducing the risk of opening the hand with unintentional myosignals. Two independent measurement and control systems proportionally control both the gripping speed and gripping force.

Key features

- The gripping speed and gripping force are determined by the strength of the muscle signal
- Desired control variant selected with the integrated function plug (article no. 13E185)
- Automatic shut-off electronics with integrated on-off switch
- With low-friction bevel gear, positive back lock and system inner hand
- An integrated slip clutch makes opening possible in case of emergency
- Suitable for the treatment of adolescents and women

Information material

647G1590=ALL_INT

Instructions for use
(qualified personnel) –
8E38=6, 8E39=6, 8E41=6

Technical data

Article number	Side	Size	Inner hand	for
8E38=6-R7	right	7	8X18=R7	Women, adolescents
8E38=6-L7	left	7	8X18=L7	Women, adolescents

Operating voltage 6/7.2 V

Opening width 79 mm

Proportional gripping force 0 - 90 N

Proportional speed 15 - 130 mm/sec

Weight with system inner hand 355 g

- The System Electric Hand DMC plus can be operated with the MyoEnergy Integral (article no. 757B35=*) or the EnergyPack (article no. 757B20, 757B21).
- The electrodes must be adjusted with the MyoBoy (article no. 757M11).



System Electric Hand DMC plus

Reference number 8E39=6

The System Electric Hand DMC plus with lamination ring wrist connection is suitable for wrist disarticulation. It features a DMC and DMC plus control mode, reducing the risk of opening the hand with unintentional muscle signals. Two independent measurement and control systems proportionally control both the gripping speed and gripping force.

Key features

- Gripping force and speed determined by muscle signals
- Desired control variant selected with the integrated function plug (article no. 13E185)
- Automatic shut-off electronics with integrated on-off switch
- With low-friction bevel gear, positive drive unit and system inner hand
- An integrated slip clutch makes opening possible in case of emergency
- Suitable for the treatment of adolescents and women

Information material

647G1590=ALL_INT

Instructions for use
(qualified personnel) –
8E38=6, 8E39=6, 8E41=6

Technical data

Article number	Side	Size	Inner hand	for
8E39=6-R7	right	7	8X18=R7	Women, adolescents
8E39=6-L7	left	7	8X18=L7	Women, adolescents

Operating voltage	6/7.2 V
Opening width	79 mm
Proportional gripping force	0 - 90 N
Proportional speed	15 - 130 mm/sec
Weight with system inner hand	355 g

- The electrodes must be adjusted with the MyoBoy (article no. 757M11).



Transcarpal Hand DMC plus

Reference number 8E44=6

The Transcarpal Hand DMC plus with lamination plate is suitable for wrist disarticulation to transcarpal residual limbs. It features a DMC and DMC plus control mode, reducing the risk of opening the hand with unintentional muscle signals. Two measurement and control systems proportionally control the gripping speed and gripping force.

Key features

- Gripping force and speed determined by muscle signals
- Desired control variant selected with the integrated function plug (article no. 13E185)
- Automatic shut-off electronics with integrated on-off switch
- With low-friction bevel gear, positive drive unit and system inner hand
- An integrated slip clutch makes opening possible in case of emergency

Information material

647G1597=ALL_INT

Instructions for use
(qualified personnel) –
Transcarpal Hand DMC
plus

Technical data

Article number	Side	Size	Inner hand	for
8E44=6-L7 1/4	left	7 1/4	8X24=L7 1/4	Women, adolescents, men
8E44=6-R7 1/4	right	7 1/4	8X24=R7 1/4	Women, adolescents, men
8E44=6-L7 3/4	left	7 3/4	8X24=L7 3/4	Men
8E44=6-R7 3/4	right	7 3/4	8X24=R7 3/4	Men
8E44=6-L8 1/4	left	8 1/4	8X24=L8 1/4	Men
8E44=6-R8 1/4	right	8 1/4	8X24=R8 1/4	Men

Operating voltage 6/7.2 V

Operating temperature 0 to +70 °C

Opening width 100 mm

Proportional gripping force 0 - 90 N

Proportional speed 15 - 130 mm/sec

Weight with system inner hand 308 g

- The electrodes must be adjusted with the 757M11 MyoBoy!Compatible prosthetic gloves (8S11N=*; 8S12N=*; 8S13N=*; 8S11=*; 8S12=*; 8S13=*)
- The Transcarpal Hand DMC plus can be operated with the MyoEnergy Integral (article no. 757B35=*) or the EnergyPack (article no. 757B20 / 757B21).

Accessories/spare parts for System Electric Hands



Lamination ring

Reference number 10S1

Lamination ring for myoelectric prosthetic hands such as the bebionic hand (article no. 8E70), System Electric Hands (article no. 8E38) or System Electric Greifer (article no. 8E33) with a lamination protection cover for bonding.

Technical data

Article number	For hand size
10S1=40	7
10S1=45	7, 7 1/4
10S1=50	7 3/4
10S1=54	8 1/4




Coaxial plug

Reference number 9E169

For connecting the two electrodes and the battery, consisting of:

Technical data

Article number
9E169



Coupling piece

Reference number 10S4

The coupling piece has a lock ring (article no. 11S4)

Technical data

Article number	with
10S4	11S4 Lock ring



System inner hand

Reference number 8X18

System inner hand for MyoBock System Electric Hands in the sizes 7, 7 1/4, 7 3/4 and 8 1/4. Energy-saving, lightweight plastic version with partial reinforcement, with wire inserts in the fingers and sealing retainer ring or lock ring.

Technical data

Article number	Side	For hand size	Retaining or lock ring
8X18=L7	left (L)	7	9S15=48
8X18=R7	right (R)	7	9S15=48
8X18=L7 1/4	left (L)	7 1/4	9S187=7 1/4
8X18=R7 1/4	right (R)	7 1/4	9S187=7 1/4
8X18=L7 3/4	left (L)	7 3/4	9S187=7 3/4
8X18=R7 3/4	right (R)	7 3/4	9S187=7 3/4
8X18=L8 1/4	left (L)	8 1/4	9S187=8 1/4
8X18=R8 1/4	right (R)	8 1/4	9S187=8 1/4




System inner hand

Reference number 8X24

System inner hand for Ottobock transcarpal hands in sizes 7 1/4, 7 3/4 and 8 1/4.

Technical data

Article number	Side	For hand size
8X24=L7 1/4	left (L)	7 1/4
8X24=R7 1/4	right (R)	7 1/4
8X24=L7 3/4	left (L)	7 3/4
8X24=R7 3/4	right (R)	7 3/4
8X24=L8 1/4	left (L)	8 1/4
8X24=R8 1/4	right (R)	8 1/4




Retainer ring, wide

Reference number 9S187

Wide lock ring. Compatible with the system inner hand (article number 8X14 and 8X18) and in hand sizes 7 1/4, 7 3/4 and 8.

Technical data

Article number	For hand size
9S187=7 1/4	7 1/4
9S187=7 3/4	7 3/4, 8
9S187=8 1/4	8 1/4




Derma Protection ArmComfort

Reference number 453A1

Derma Protection ArmComfort makes the transition from the forearm socket to the upper arm more visually appealing and provides additional support for the prosthesis. The special polymer gel coating, high elasticity and anatomical fit also improve wearer comfort.

Technical data

Article number	for	Overall length
453A1	Adults	245 mm
453A1=1	Adults	160 mm



EasyFit Arm donning aid

Reference number OC1560

The EasyFit Arm donning aid saves time and effort when putting on an arm prosthesis with a valve opening.

Technical data

Article number	Size	Proximal residual limb circumference	Distal residual limb circumference	Sock length	Colour	Colour seam
OC1560=KIDS	KIDS	29 cm	15 cm	21 cm	Green	Multi-coloured
OC1560=TR	TR	42 cm	22 cm	25 cm	Green	Orange
OC1560=TH	TH	47 cm	28 cm	34 cm	Green	Dark green



Special thread

Reference number 624Z12

The special thread is used for sealing the system inner hand (art. no. 8X24) of the Transcarpal Hand DMC plus (art. no. 8E44=6).

Technical data

Article number	For machines
624Z12	8X24 System inner hand



Cable seal

Reference number 9E388

Cable seal for hand cable (article no. 9E53) for the Transcarpal Hand DMC plus (article no. 8E44=6).

Technical data

Article number	for
9E388	9E53 Hand Cable (for the Transcarpal Hand)



Hexagon nut

Reference number 502S97=M5

Hexagon nut with flange for the Transcarpal Hand (article no. 8E44=6).

Technical data

Article number	with
502S97=M5	Flange



Tweezers

Reference number 8Y1

The tweezers are clamped between the fingers of the System Electric Hand so small objects can be gripped with precision.

Technical data

Article number	Suitable for
8Y1	hand sizes 7, 7 1/4, 7 3/4 and 8 1/4



Pinch gauge

Reference number 743F1

The pinch gauge is used to check the gripping force of System Electric Hands.

Technical data

Article number
743F1



Skin Natural prosthetic glove for men and adolescents

Reference number 8S11N

The Skin Natural prosthetic glove for adolescents and men features a highly natural appearance and improved cleaning characteristics in particular.


Key features

- Robust and durable thanks to PVC
- Less susceptible to dirt and easy to clean
- Natural appearance
- Coloured by hand

Technical data

Information material		Article number	Side	For hand size	Inner hand	Sleeve length	Circumference sleeve end
647G571=ALL_INT	Instructions for use (qualified personnel) – Skin Natural prosthetic glove	8S11N=225X80L	left (L)	8 1/4	8X18=L8 1/4 8X24=L8 1/4	350 mm	260 mm
		8S11N=210X78L	left (L)	7 3/4	8X18=L7 3/4 8X24=L7 3/4	320 mm	250 mm
647H895=ALL_INT	Instructions for use (user) – Skin Natural glove	8S11N=190X76L	left (L)	7 1/4	8X18=L7 1/4 8X24=L7 1/4	300 mm	230 mm
		8S11N=225X80R	right (R)	8 1/4	8X18=R8 1/4 8X24=R8 1/4	350 mm	260 mm
		8S11N=210X78R	right (R)	7 3/4	8X18=R7 3/4 8X24=R7 3/4	320 mm	250 mm
		8S11N=190X76R	right (R)	7 1/4	8X18=R7 1/4 8X24=R7 1/4	300 mm	230 mm

- The entire Skin Natural colour palette is produced with seven colours. The colour sample set (article no. 646M47) helps with determining the right colour. Available in seven different shades.
- Please use the Skin Natural colour sample set (article no. 646M47) to determine the colour.
- Order example: 8S11=210X78L (standard glove) / 8S11N=210X78L (Skin Natural glove)



MyoSkin Natural

Reference number 8S12N

The MyoSkin Natural prosthetic glove made of PVC is robust and durable. Thanks to the outer coating, the MyoSkin Natural is less susceptible to dirt and easy to clean. The appearance was based on that of a real hand to achieve a high degree of naturalness. The MyoSkin Natural (article no. 8S12N) is suitable for women.


Key features

- Robust and durable thanks to PVC
- Less susceptible to dirt and easy to clean
- Natural appearance
- Coloured by hand

Technical data

Information material		Article number	Side	For hand size	Inner hand	Sleeve length	Circumference sleeve end
647G571=ALL_INT	Instructions for use (qualified personnel) – Skin Natural prosthetic glove	8S12N=190X78L	left (L)	7 1/4	8X18=L7 1/4 8X24=L7 1/4	460 mm	250 mm
647H895=ALL_INT	Instructions for use (user) – Skin Natural glove	8S12N=190X78R	right (R)	7 1/4	8X18=R7 1/4 8X24=R7 1/4	460 mm	250 mm

- Available in seven different shades.
- Please use the Skin Natural colour sample set (article no. 646M47) to determine the colour.
- Order example: 8S12=190X78L (standard glove) / 8S12N=190X78L (Skin Natural glove)



MyoSkin Natural

Reference number 8S13N

The MyoSkin Natural prosthetic glove made of PVC is robust and durable. Thanks to the outer coating, the MyoSkin Natural is less susceptible to dirt and easy to clean. The appearance was based on that of a real hand to achieve a high degree of naturalness. The MyoSkin Natural (article no. 8S13N) is suitable for adolescents and women.

Key features

- Robust and durable thanks to PVC
- Multilayer structure with depth effect for a vivid appearance
- The material with its coloured fibres simulates the natural vein structure of human skin
- Less susceptible to dirt and easy to clean
- Coloured by hand

Information material

647G571=ALL_INT	Instructions for use (qualified personnel) – Skin Natural prosthetic glove
647H895=ALL_INT	Instructions for use (user) – Skin Natural glove

Technical data

Article number	Side	For hand size	Inner hand	Sleeve length	Circumference sleeve end
8S13N=7L	left (L)	7	8X18=L7	280 mm	242 mm
8S13N=7R	right (R)	7	8X18=R7	280 mm	242 mm

- Available in seven different shades.
- Please use the Skin Natural colour sample set (article no. 646M47) to determine the colour.
- Order example: 8S13=7L (standard glove) / 8S13N=7L (Skin Natural glove)
- Dirt can be removed with soap and water, while the special cleaner (article no. 640F12) is used for stubborn stains.
- Nail polish can be applied to the fingernails and removed with acetone-free nail polish remover.



Prosthetic glove for adolescents and men

Reference number 8S11

Made of robust PVC material, the prosthetic glove for adolescents and men features a natural appearance and flexibility. It protects the MyoBock hand against environmental influences such as dust, dirt and moisture.

Technical data

Article number	Side	For hand size	Inner hand	Sleeve length	Circumference sleeve end
8S11=190X76L	left (L)	7 1/4	8X18=L7 1/4 8X24=L7 1/4	300 mm	230 mm
8S11=190X76R	right (R)	7 1/4	8X18=L7 1/4 8X24=L7 1/4	300 mm	230 mm
8S11=210X78L	left (L)	7 3/4	8X18=L7 3/4 8X24=L7 3/4	320 mm	250 mm
8S11=210X78R	right (R)	7 3/4	8X18=R7 3/4 8X24=R7 3/4	320 mm	250 mm
8S11=225X80L	left (L)	8 1/4	8X18=L8 1/4 8X24=L8 1/4	350 mm	260 mm
8S11=225X80R	right (R)	8 1/4	8X18=R8 1/4 8X24=R8 1/4	350 mm	260 mm

Information material

647G468=ALL_INT	Instructions for use (qualified personnel) – 8S4, 8S5, 8S6, 8S11, 8S12, 8S13, 8S20 prosthetic glove
647H1258=ALL_INT	Instructions for use (user) – prosthetic gloves

- Available in 18 different shades. When ordering, please add the colour sample set according to the 646M3 colour swatches to the end of the article number. Available in 18 different shades.
- When ordering, please add the colour code according to the colour sample set (article no. 646M3) to the article number.
- Order example: 8S11=190X76L4



Prosthetic glove for women

Reference number 8S12

Made of robust PVC material, the prosthetic glove for women features a natural appearance and flexibility. It protects the MyoBock hand against environmental influences such as dust, dirt and moisture.

Key features


- Inconspicuous thanks to its natural appearance, especially for women
- Protects the MyoBock hand against environmental influences such as dust, dirt and moisture
- Made of robust PVC material
- Available in 18 different colours

Technical data

Article number	Side	For hand size	Inner hand	Sleeve length	Circumference sleeve end
8S12=190X78R	left (L)	7 1/4	8X18=L7 1/4 8X24=L7 1/4	460 mm	250 mm
8S12=190X78R	right (R)	7 1/4	8X18=R7 1/4 8X24=R7 1/4	460 mm	250

- Available in 18 different shades.
- When ordering, please add the colour code according to the colour sample set (article no. 646M3) to the article number.
- Order example: 8S12=190x78L4

Information material	
647G468=ALL_INT	Instructions for use (qualified personnel) – 8S4, 8S5, 8S6, 8S11, 8S12, 8S13, 8S20 prosthetic glove
647H1258=ALL_INT	Instructions for use (user) – prosthetic gloves



Prosthetic glove for children and adolescents

Reference number 8S13

Made of robust PVC material, the prosthetic glove for women and adolescents features a natural appearance and flexibility. It protects the MyoBock hand against environmental influences such as dust, dirt and moisture.

Key features

- Inconspicuous thanks to its natural appearance
- Protects the MyoBock hand against environmental influences such as dust, dirt and moisture
- Made of robust PVC material
- Available in 18 different colours

Technical data

Article number	Side	For hand size	Inner hand	Sleeve length	Circumference sleeve end
8S13=7L	left (L)	7	8X18=L7	280 mm	242 mm
8S13=7R	right (R)	7	8X18=R7	280 mm	242 mm

- Available in 18 different shades.
- When ordering, please add the colour code according to the colour sample set (article no. 646M3) to the article number.
- Order example: 8S13=7L4

Information material	
647G468=ALL_INT	Instructions for use (qualified personnel) – 8S4, 8S5, 8S6, 8S11, 8S12, 8S13, 8S20 prosthetic glove
647H1258=ALL_INT	Instructions for use (user) – prosthetic gloves



MySkin Myo

Reference number 88A15

With the MySkin Myo cover, you can offer your users the perfect combination of aesthetics and functionality. Silicone is applied by hand in multiple layers, replicating the user's anatomy and skin colour as closely as possible. The MySkin Myo cover is tailored to the 8E38, 8E39 and 8E41 Myo Bock prosthesis solutions.



Key features

- Flexible in the moveable regions of the hand and stable in the transition zone to the prosthetic socket
- Cover fits perfectly to protect against moisture and dirt
- Secure, firm grip due to the non-slip material characteristics of the silicone
- Natural appearance and impression of depth due to the multi-layered silicone structure
- Easy to clean with soap and water

Information material






646D1473=EN_MASTER	Product brief MySkin Myo
646D1274=EN_HQ	Information for technicians MySkin Myo
647F621=EN_MASTER	Forms (questionnaires, service forms, order forms)
647G1346=ALL_INT	Instructions for use 88A15=* MySkin Myo
647F285=GB	Colour determination sheet for silicone products

Technical data

Article image	Article number	Description	Product features
	88A15=2	MySkin Myo "Classic"	<ul style="list-style-type: none"> • Anatomical reconstruction of the hand shape, compatible with the terminal device • Custom 3-colour silicone cover • Anatomical surface structure • Multicolour silicone fingernails
	88A15=3	MySkin Myo "Natural"	<ul style="list-style-type: none"> • Anatomical reconstruction of the hand shape, compatible with the terminal device • Custom 6-8-colour silicone cover • Anatomical surface structure • Recreation of veins and skin pigmentation • Multicolour silicone fingernails

• The MyoBock prosthesis solutions are available in an range of variants.

Recommended product-combinations for 88A15

	8E39=9	MyoHand VariPlus Speed
	8E39=8	SensorHand Speed
	8E41=9	SensorHand Speed
	8E38=8	SensorHand Speed
	8E38=9	MyoHand VariPlus Speed

Customised products from Ottobock iFab

Ottobock iFab is an extended workbench that serves as your reliable partner for the centralised fabrication of custom devices in orthotics and prosthetics in the era of digital transformation.

For information about iFab products, or if you have questions or comments, please contact us: ifab@ottobock.com

Ordering options for 88A15



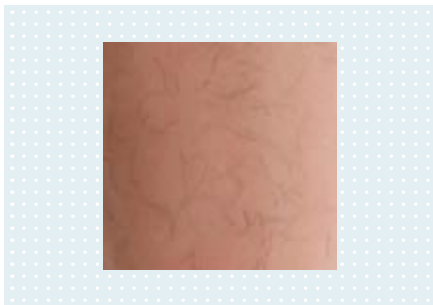
Multicoloured silicone nails for „Classic“ and „Natural“

- Custom five-colour silicone fingernails

Technical data

Article number

88A2=S



Hair

- Individually matched to the contralateral side; colour, length, shape and density of hair can be realised on request.

Technical data

Article number

88A20=H



Tattoo for silicone prostheses

- Implementation of special requests, such as applying a tattoo

Technical data

Article number

88A20=T

Accessories/spare parts for 88A15



Colour determination ring

Reference number 89D4

Colour determination ring for custom prostheses and silicone covers

Technical data

Article number

89D4



Illumination set

Reference number 743R10/743R12

Illumination set for determining the colour of custom silicone products

Technical data

Article number

743R10=0

743R12=0

Description

Illumination set small without camera

Illumination set big without camera

MySkin Myo iFab Ordering process

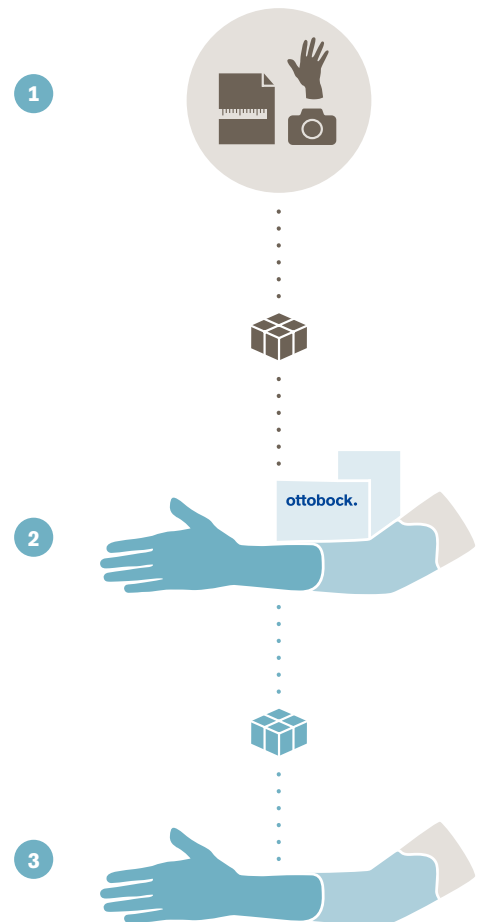
1. Measure the patient's contralateral side and complete the measurement form. In addition, please make a cast and take photos of the contralateral side and the prosthetic socket to the metacarpus. Please use the colour sheet (647F285=GB) to determine the colour depending on the version of the cover.

Please send

- the measurement form
- documents specifying the colour
- detailed plaster bandage from the exterior prosthetic socket to the metacarpus
- Impresil cast of the contralateral side and
- photos on the colour specification sheet to iFab.

2. iFab will fabricate the definitive silicone cover for you and ship it within 10 working days.

3. You receive an easy to clean, functional silicone cover that helps restore your patient's outward appearance.



The cover is available in the sizes 7 1/4, 7 3/4 and 8 1/4 of the 8E38=*, 8E39=* and 8E41=* Myo terminal devices.



Instructions for determining the colour can be found on Ottobock's YouTube channel: Custom silicone products – Colour determination

MySkin Myo iFab order form

Contact person	<input type="text"/>	Customer number	<input type="text"/>	Date	<input type="text"/>
Customer			Shipping address (if different from customer address)		
Company	<input type="text"/>	Company	<input type="text"/>		
Street	<input type="text"/>	Street	<input type="text"/>		
Postcode/city	<input type="text"/>	Postcode/city	<input type="text"/>	<input type="text"/>	
E-mail	<input type="text"/>	Phone	<input type="text"/>		
Salesperson	<input type="text"/>				

Age:

Gender Female Male

Affected side Left Right

Myo terminal device 8E38* 8E39* 8E41*

Hand size 7 1/4 7 3/4 8 1/4

Active rotation Yes* No

*With active rotation, the maximum length of the cover from the wrist is 10 cm.

Configuration

- 88A15=2 MySkin Myo Classic
- 88A15=3 MySkin Myo Natural
- Colour determined as per colour determination sheet

Item at extra cost

- 88A20=H Application of genuine hair to arm (from contralateral side)

Scope of delivery

- Complete checklist
- Impresil cast of the contralateral side
- Detailed cast WITHOUT standard glove with plaster longuette from prosthetic outer socket to metacarpus including thumb base
- Photos on colour determination sheet

Please enter any comments or special technical characteristics of the prosthesis:

.....

.....

.....

.....

.....

.....

.....

.....

.....

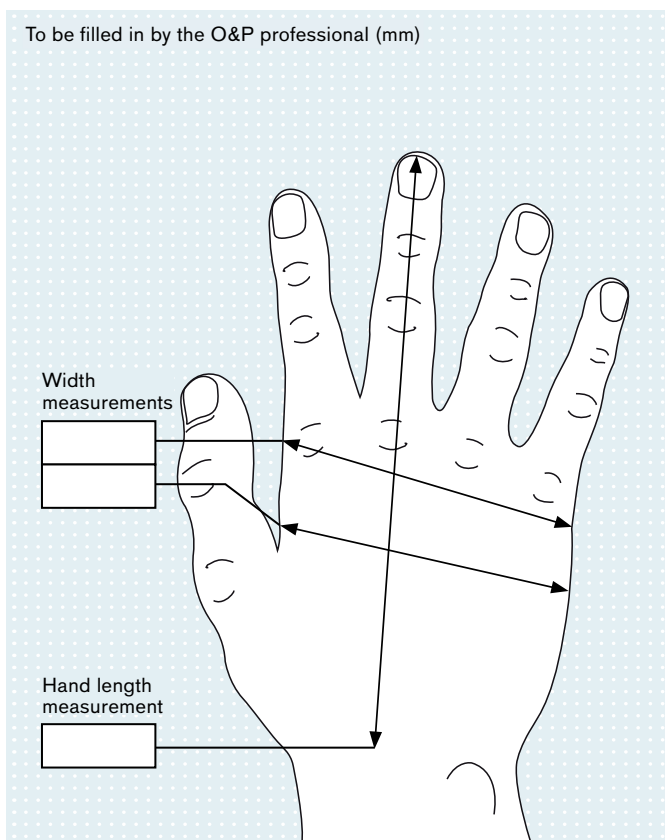
.....

MySkin Myo iFab measurement form

Contact person	Customer number	Date
----------------	-----------------	------

Measurement form for contralateral and amputated side

Please reproduce the anatomical shape of the arm in the prosthesis, noting that the prosthesis circumference should be approx. 12–14 mm smaller than the contralateral side.



Finger measurement (mm)

D	I	II	III	IV	V
DIP (circumference)					
PIP-DIP (circumference)					
MCP-PIP (circumference)					

Comments:

.....

.....

.....

.....

.....

.....

.....

.....

.....

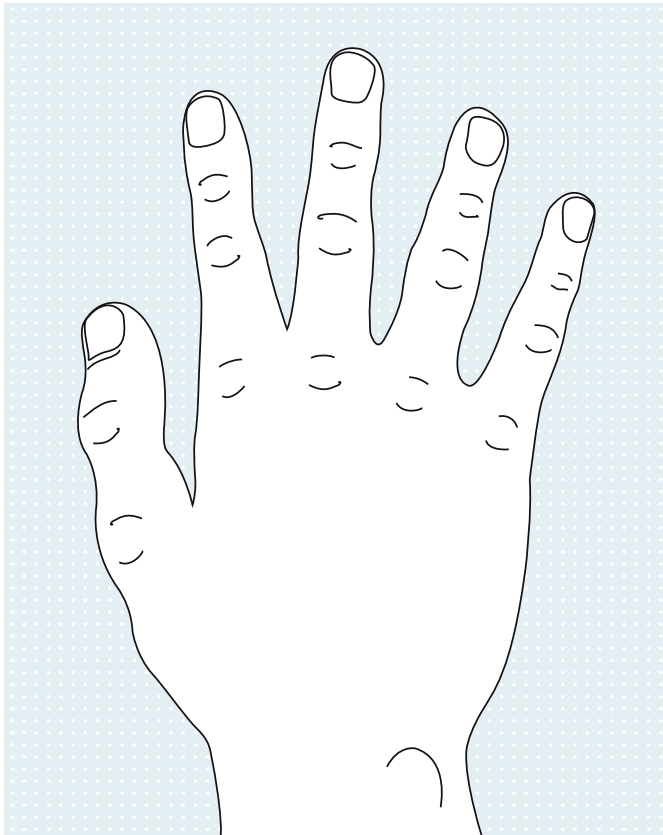
.....

.....

MySkin Myo

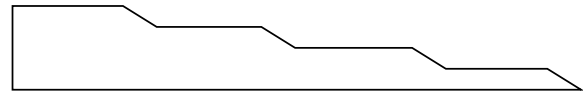
iFab colour determination sheet

Contact person Customer number Date



Colour sample – colour strength

Use pen to mark skin colours on the sketch of the hand



IV	III*	II	I
Pen	Colour sample	Colour strength	
1			
2			
3			
4			
5			
6			
7			
8			
9			
10			

Model blood vessels Yes No

* Use thickness III for the primer.

Nails

Silicone

Nail length

Like photo

..... mm longer

Nail shape





Colour



Nail tip

Distal edge

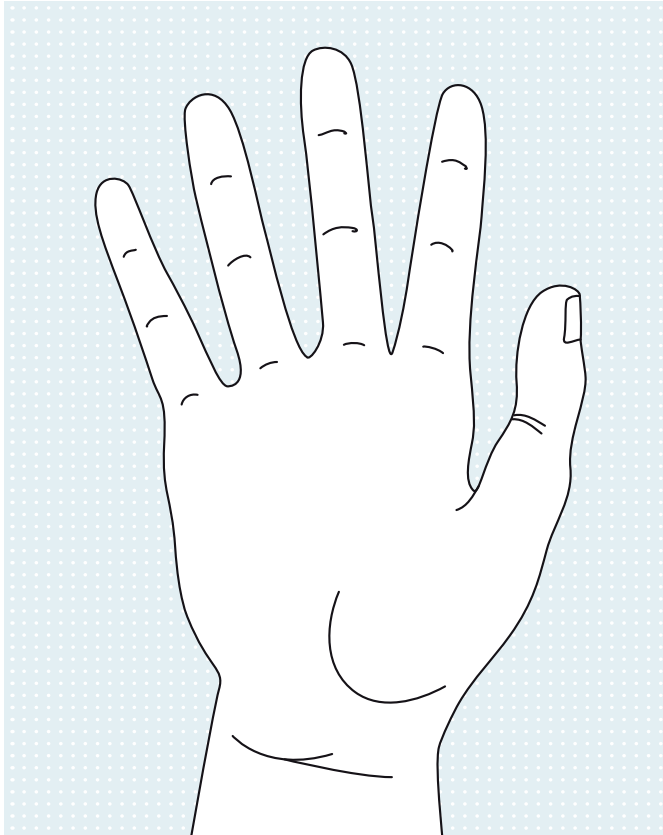
Central

Proximal edge

Moon

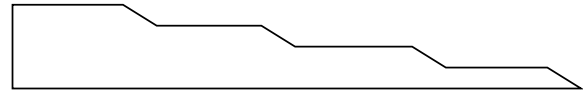
MySkin Myo iFab colour determination sheet

Contact person		Customer number		Date	
----------------	--	-----------------	--	------	--



Colour sample – colour strength

Use pen to mark skin colours on the sketch of the hand



IV	III*	II	I
Pen	Colour sample	Colour strength	
1			
2			
3			
4			
5			
6			
7			
8			
9			
10			

* Use thickness III for the primer.

Comments:

.....

.....

.....

.....

.....

.....

.....

.....

.....

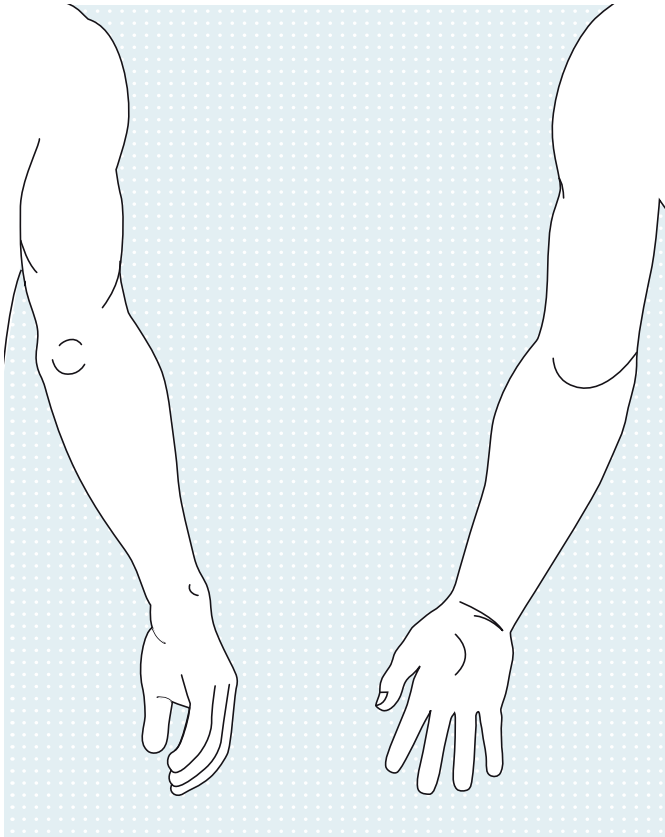
.....

.....

MySkin Myo

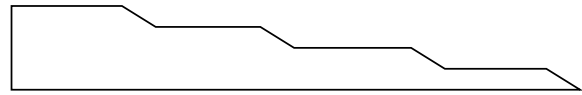
iFab colour determination sheet

Contact person		Customer number		Date	
----------------	--	-----------------	--	------	--



Colour sample – colour strength

Use pen to mark skin colours on the sketch of the hand



IV	III*	II	I
Pen	Colour sample	Colour strength	
<input type="text" value="1"/>			
<input type="text" value="2"/>			
<input type="text" value="3"/>			
<input type="text" value="4"/>			
<input type="text" value="5"/>			
<input type="text" value="6"/>			

* Use thickness III for the primer.

Comments:

.....

.....

.....

.....

.....

.....

.....

.....

.....

.....

.....

.....

.....

.....

.....

.....

Accessories/spare parts for Myo Prothesenhandschuhe



Special cleaner

Reference number 640F12

In case of heavy soiling, the special cleaner for prosthetic gloves should be applied immediately.

Technical data

Article number	for	Contents
640F12	Prosthetic gloves	460 g



Pump sprayer

Reference number 640F13

The user should always keep a pump sprayer filled with special cleaner for prosthetic gloves handy in order to be able to use the cleaner immediately in case of soiling.

Technical data

Article number	for	Contents
640F13	640F12 Special cleaner	90 g



Donning spray

Reference number 640F18

The donning spray for Ottobock Skeo liners and prosthetic gloves (silicone, PVC) is needed among other things for putting on and removing the liner or prosthetic glove.

Technical data

Article number	for	Contents
640F18	Prosthetic gloves and liners	90 ml
640F18=900	Prosthetic gloves and liners	900 ml



System Electric Greifer DMC VariPlus

Reference number 8E33

The DMC VariPlus System Electric Greifer with quick-disconnect wrist is suitable for all amputation levels, except wrist disarticulation. The Electric Greifer supports manual tasks such as powerful and precise gripping as well as handling heavy objects. Six programs can be configured using the MyoSelect (article no. 757T13)

Key features

- Suitable for manual tasks and powerful as well as precise gripping
- Can be flexed by about 45° in both directions to avoid compensating movements
- Choice of various fingertips
- Easy switching between System Electric Hand and System Electric Greifer
- With LED light featuring three dimmer settings to illuminate the work area
- Six different programs can be selected with the MyoSelect (article no. 757T13)

Information material

647G1274=ALL_INT	DMC VariPlus System Electric Greifer IFU (qualified personnel)
647H913=ALL_INT	Instruction documents for users/patients in accordance with MDD

Technical data

Article number	Operating voltage	Opening width	Proportional gripping force	Proportional speed	Weight
8E33=9-1	6/7.2 V	95 mm	0 - 160 N	8-200 mm/sec	540 g

- The electrodes must be adjusted with the MyoBoy (article no. 757M11)!



System Electric Greifer DMC VariPlus

Reference number 8E34

The DMC VariPlus System Electric Greifer with lamination ring wrist connection is suitable for wrist disarticulation residual limbs. The Electric Greifer supports manual tasks such as powerful and precise gripping as well as handling heavy objects. Six programs can be configured using the MyoSelect (article no. 757T13).

Key features

- Suitable for manual tasks and powerful as well as precise gripping
- Can be flexed by about 45° in both directions to avoid compensating movements
- Choice of various fingertips
- Easy switching between System Electric Hand and System Electric Greifer
- With LED light featuring three dimmer settings to illuminate the work area
- Six different programs can be selected with the MyoSelect (article no. 757T13)


Information material

647G1274=ALL_INT	DMC VariPlus System Electric Greifer IFU (qualified personnel)
647H913=ALL_INT	Instruction documents for users/patients in accordance with MDD

Technical data

Article number	Operating voltage	Opening width	Proportional gripping force	Proportional speed	Weight
8E34=9-1	6/7.2 V	95 mm	0-160 N	8-200 mm/sec	520 g

- The electrodes must be adjusted with the 757M11 MyoBoy!



MyoWrist transcarpal

Reference number 10V38

The MyoWrist Transcarpal enables flexion and extension of a myoelectrically controlled Transcarpal hand (article no. 8E44). Can be locked in five positions from -40° to +40°. Passive pronation and supination are possible thanks to the quick-disconnect wrist unit. It can be combined with an electric rotator (article no. 10S17) as an option.

Key features

- Suitable for the Transcarpal Hand (article no. 8E44)
- Five available locking positions from -40° to +40°
- Passive pronation and supination are possible thanks to the quick-disconnect wrist
- Electric motor driven pronation and supination are possible with the optional electric wrist rotator (article no. 10S17)

Information material

647G351=ALL_INT MyoWrist Transcarpal IFU (qualified personnel)

Technical data

Article number	Side	Outside Ø	Overall length	Weight
10V38=L7 1/4	left	36 mm	24.7 mm	85 g
10V38=L7 3/4	left	36 mm	24.7 mm	87 g
10V38=L8 1/4	left	36 mm	24.7 mm	89 g
10V38=R7 1/4	right	36 mm	24.7 mm	85 g
10V38=R7 3/4	right	36 mm	24.7 mm	87 g
10V38=R8 1/4	right	36 mm	24.7 mm	89 g

- When the MyoWrist Transcarpal is used without an endoskeletal adapter, the following items must be ordered in addition: coaxial bushing (article no. 9E397*) and chassis (article no. 9S266) with quick-disconnect wrist.
- For prostheses for long residual limbs, the MyoWrist Transcarpal is connected to the chassis with the quick-disconnect wrist (article no. 9S266).
- A combination with the endoskeletal adapter (article no. 8R1) is recommended for prostheses for short or medium-length residual limbs.
- Passive pronation and supination are possible in both cases thanks to the quick-disconnect wrist. In many cases, pronation and supination driven by an electric motor in combination with the optional electric wrist rotator (article no. 10S17) is also a suitable option.



MyoWrist 2act

Reference number 10V40

The MyoWrist 2Act flexion wrist was developed especially for all variants of the System Electric Hands with threaded stud (article no. 8E41=*) to achieve a low structural height of the overall system. Flexion and extension can be locked in 20° increments from -40° to +40°. Passive or active rotation is possible.

Key features

- Suitable for System Electric Hands with threaded stud (article no. 8E41=*)
- Five available locking positions from -40° to +40°
- Passive pronation and supination are possible thanks to the quick-disconnect wrist
- Electric motor driven pronation and supination are possible with the optional MyoRotronic (article no. 13E205)

Information material

647G459=ALL_INT MyoWrist 2Act IFU (qualified personnel)

Technical data

Article number	Outside Ø	Overall length	Weight
10V40	36 mm	26 mm	55 g

- The MyoWrist 2Act is suitable for hand sizes 7, 7 ¼, 7 ¾ and 8 ¼ and can be used on both sides.
- The MyoWrist 2Act is unlocked by pressing the release button. The integrated grating holds the hand in the desired position until it is locked and facilitates exact positioning. Flexion and extension are passive. When the release button is no longer pressed, the joint locks again.

Accessories/spare parts for 10V38, 10V40



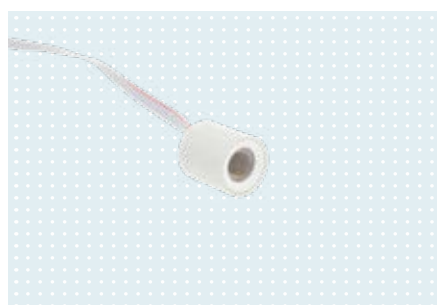
Chassis with quick-disconnect wrist

Reference number 9S266

Chassis with integrated quick-disconnect wrist unit.

Technical data

Article number	with
9S266	Quick-disconnect wrist



Coaxial bushing

Reference number 9E397

Coaxial bushing for installation with the MyoWrist Transcarpal (article no. 10V38), MyoWrist2Act (article no. 10V40) or endoskeletal adapter (article no. 8R1).

Technical data

Article number	Control unit
9E397=7	Coaxial bushing (DMC plus)
9E397=8	Digital Twin control
9E397=9	SensorHand Speed control
9E397=10	VariPlus Speed control



Cable connector

Reference number 9E167

Connector to connect the coaxial bushing (article no. 9E397) to the DMC plus and Digital Twin control electronics.

Technical data

Article number	for	Control unit
9E167	9E53 and 9E168 Coaxial Bushing	Coaxial bushing (DCM plus) and Digital Twin control



Lamination ring

Reference number 9S110

Lamination ring for laminating all System Electric Hands (article no. 8E39) or System Electric Greifers (article no. 8E34).

Technical data

Article number	For hand size
9S110=50	7, 7 1/4, 7 3/4, System-Elektrogreifer 8E34=*
9S110=54	8 1/4



Lamination plate

Reference number 9S258

Lamination plate for transcarpal hand (article no. 8E44).

Technical data

Article number	Side	For hand size
9S258=L7 1/4	left	7 1/4
9S258=L7 3/4	left	7 3/4
9S258=L8 1/4	left	8 1/4
9S258=R7 1/4	right	7 1/4
9S258=R7 3/4	right	7 3/4
9S258=R8 1/4	right	8 1/4



Electric wrist rotator

Reference number 10S17

The electric wrist rotator controls the pronation and supination of the System Electric Hand or System Electric Greifer with quick-disconnect wrist unit. Rotation of more than 360° and the combination with the MyoRotronic (article no. 13E205) are possible.

Technical data

Article number	Operating voltage	No-load current	Approx. stall current	Idle speed	Angle of rotation	Corresponds to a rotation angle of	Weight
10S17	6/7.2 V	150 kg (330 lbs) mA	1,000 mA	13.5 rpm	360 °	81 °/sec	96 g




MyoRotronic

Reference number 13E205

The MyoRotronic enables control of the electric wrist rotator (article no. 10S17) and is compatible with all MyoBock System Electric Hands and System Electric Greifers with quick-disconnect wrist unit. Five programmes can be selected using the MyoSelect (article no. 757T13).

Technical data

Article number	Power supply	Static current	Operating temperature	Power off
13E205	757B35 MyoEnergy Integral (7.4 V), 757B20 / 757B21 EnergyPack (7.2 V)	1 mA	0 to +70 °C	Load dependent between 30 ms and 10 s




Connection cable

Reference number 9X24

The connection cable with female connector is used to deactivate rotation when using the MyoRotronic (article no. 13E205).

Technical data

Article number
9X24




Endoskeletal adapter

Reference number 8R1

The endoskeletal adapter is suitable for treating long and short residual limbs in combination with the transcarpal hand (article no. 8E44), which is a particularly short and light-weight hand with locking unit.

Technical data

Article number	Side
8R1=L7 1/4	left
8R1=L7 3/4	left
8R1=L8 1/4	left
8R1=R7 1/4	right
8R1=R7 3/4	right
8R1=R8 1/4	right



Electrode

Reference number 13E200

This MyoBock electrode is particularly sensitive in the range of low muscle signals. Thanks to modern frequency shielding and filtering technologies, it is also less sensitive to low and high-frequency interference that is emitted, for example, by mobile phones or shopping centre security systems.

Key features

- Reduces sensitivity to low and high-frequency interference
- Filters noise
- Electrode contacts made of pure titanium and suitable for people with allergies
- Electrode connection with IDC termination

Technical data

Article number	Mains frequency	Frequency bandwidth	Ambient temperature	Operating voltage
13E200=50	50 Hz	90 - 450 Hz	-15 bis +60 °C	4.8 - 7.2 V
13E200=60	60 Hz	90 - 450 Hz	-15 bis +60 °C	4.8 - 7.2 V

Information material

647G1609=ALL_INT	Electrode IFU (qualified personnel)
------------------	-------------------------------------

Scope of delivery

13E153	Electrode Accessories
13E200	Electrode

- The frequency filter's full protection effect will only be provided if the mains frequency and filter frequency are identical.
- The electrode accessories for laminated inner sockets (article number 13E153) and for vacuum-formed inner sockets (article number 13E201) are included in the scope of delivery.
- Use 633F11 silicone grease to seal the plug connection. Remove any excess grease after connecting the electrode cable.



Suction socket electrode

Reference number 13E202

The suction socket electrode creates an airtight seal between the inner socket and outer socket. This prevents perspiration from getting in and avoids corrosion damage on the components. Suitable for use in standard and elevated vacuum sockets. The electrode contacts are made of pure titanium and suitable for people with allergies.

Key features

- Airtight seal between the inner and outer socket
- Reduces sensitivity to low and high-frequency interference
- Filters noise
- Electrode contacts made of pure titanium and suitable for people with allergies
- Electrode connection with IDC termination

Technical data

Article number	Mains frequency	Frequency bandwidth	Ambient temperature	Operating voltage
13E202=50	50 Hz	90 - 450 Hz	-15 to +60 °C °C	4.8 - 7.2 V
13E202=60	60 Hz	90 - 450 Hz	-15 to +60 °C °C	4.8 - 7.2 V

Information material


647G334=ALL_INT	Suction socket electrode IFU (qualified personnel)
-----------------	--

Scope of delivery

13E202	Suction socket electrode
13E206	Electrode accessory set

- The suction socket electrode can not only be used for standard sockets but is also particularly suitable for application in elevated vacuum sockets. Combining the suction socket electrode with a tube valve (article no. 12V10) for an elevated vacuum socket creates a vacuum effect in the socket, optimising the hold of the residual limb in the socket.
- The frequency filter's full protection effect will only be provided if the mains frequency and filter frequency are identical.
- The electrode accessories (article number 13E206) are included in the scope of delivery.
- Tube valve (article number 12V10) can be ordered separately.
- Use silicone grease (article no. 633F11) to seal the plug connection. Remove any excess grease after connecting the electrode cable.

Accessories/spare parts for 13E200, 13E202



Electrode accessory set

Reference number 13E206

Suitable for suction socket electrodes (article no. 13E202).

Technical data

Article number	for
13E206	13E202 Suction Socket Electrode




Electrode accessories

Reference number 13E153

Suitable for laminated inner sockets with electrode (article no. 13E200).

Technical data

Article number	for
13E153	Laminated inner sockets with 13E200 electrode




Electrode accessories

Reference number 13E201

Suitable for vacuum-formed inner sockets with electrode (article no. 13E200).

Technical data

Article number	for
13E201	vacuum-formed inner sockets with 13E200 Electrode




Electrode mounting bracket set

Reference number 13E135

The electrode mounting bracket set is intended for positioning and assembling electrodes (article no. 13E200) on the interim plaster or ThermoLyn socket (article no. 616T52 or 616T53).

Technical data

Article number	for
13E135	13E200 Electrodes




Electrode cable with straight plug and plug connector

Reference number 13E129

Electrode cable for connecting an electrode or control element with other prosthetic components.

Technical data

Article number	Length
13E129=G100	100 mm
13E129=G300	300 mm
13E129=G600	600 mm
13E129=G1000	1,000 mm



MyoEnergy integral

Reference number 757B35

The MyoEnergy Integral is an integrated power supply system for the MyoBock system. The charging receptacle indicates the current charge level using LEDs and allows the prosthesis to be switched on and off and opened in an emergency.

Key features

- Charging receptacle indicates the current charge level
- Battery consists of two cells with different capacities
- Thanks to an integrated magnet, the charging plug can be easily attached to the charging receptacle
- The special contour of the charging receptacle and charging plug assures the quick and reliable positioning of both components
- Suitable for prostheses for adults and children

Information material

647G1402=ALL_INT	Instruction documents for technicians/qualified personnel in accordance with MDD
------------------	--

Technical data

Article number	Capacity	Output voltage	Charging time	Technology	Size
757B35=0	300 mAh	7.4 V	2 h	Lithium polymer	35 x 20 x 20 mm
757B35=1	600 mAh	7.4 V	2.5 h	Lithium polymer	52 x 25 x 9 mm
757B35=3	1,150 mAh	7.4 V	2.5 h	Lithium-ion	52 x 36 x 9 mm
757B35=5	3,450 mAh	7.4 V	3 h	Lithium-ion	79.5 x 20 mm

• You can order the dummy set for the 757B35=* under article no. 757Z276=*



MyoCharge integral

Reference number 757L35

The MyoCharge Integral is used to charge the MyoEnergy Integral integrated into the socket by simply connecting the charging plug to the charging receptacle on the outside of the socket. The integrated magnet and the special contour of the charging plug and charging receptacle ensure the quick and reliable positioning of both components.

Key features

- Integrated magnet for securing the charging plug to the charging receptacle
- The special contour of the charging plug and charging receptacle ensures quick and reliable positioning
- LEDs display the current battery capacity
- Suitable for all variants of the MyoEnergy Integral

Information material

647G534=ALL_INT	Instructions for use (qualified personnel) 757L35
-----------------	---

Accessories

757L43	USB Adapter for charging
--------	--------------------------

Technical data

Article number	Operating temperature	Storage temperature	Supply voltage	Mains frequency
757L35	0 to +60°C °C	-20 to +60 °C °C	100 - 240 V	50 -60 Hz

• The MyoCharge Integral can be used for all variants of the 757B35=0, 757B35=1, 757B35=3 and 757B35=5 MyoEnergy Integral.

Accessories/spare parts for 757B35, 757L35



Li-ion charger

Reference number 757L20

The Li-ion charger is used for charging one or two EnergyPacks (article no. 757B20/757B21). The housing is made of impact-resistant plastic material, including universal power supply (article no. 757L16-4) with EU and additional US plug. The design conforms to recommended standards, protection class II.

Technical data

Article number	Operating temperature	Mains frequency	Supply voltage	Charging time
757L20	0 to +50°C	47 – 63 Hz	100 – 240 automatic adjustment V / AC	ca. 3,5 h (757B20) / 3 h (757B21)



Power supply unit

Reference number 757L16-4

The power supply for electronic prosthetic components and orthoses from Ottobock. Adapters for the EU and US are included in the scope of delivery. Additional adapters can be ordered under the following article numbers:

- Great Britain: 757S1=GB-4
- Australia: 757S1=AUS-4
- Argentina: 757S1=ARG-4

Technical data

Article number
757L16-4



EnergyPack

Reference number 757B20

Suitable for use in the MyoBock system for adults with all socket types.

Technical data

Article number	Capacity	Nominal voltage	Charging time	Technology	Weight	Colour
757B20	950 mAh	Approx. 7.4 V	3.5 h	Lithium-ion	65 g	Skin colour 4
757B20-1	950 mAh	ca. 7,4 V	3.5 h	Lithium-lonen	65 g	Skin colour 11
757B20-2	950 mAh	ca. 7,4 V	3.5 h	Lithium-lonen	65 g	Skin colour 15
757B20-3	950 mAh	ca. 7,4 V	3.5 h	Lithium-lonen	65 g	Black



EnergyPack

Reference number 757B21

Suitable for use in the MyoBock adult system for all socket types.

Technical data

Article number	Capacity	Nominal voltage	Charging time	Technology	Weight	Colour
757B21	800 mAh	Approx. 7.4 V	3.0 h	Lithium-ion	51 g	Skin colour 4
757B21-1	680 mAh	ca. 7,4 V	3,0 h	Lithium-lonen	51 g	Skin colour 11
757B21-2	680 mAh	ca. 7,4 V	3,0 h	Lithium-lonen	51 g	Skin colour 15
757B21-3	680 mAh	ca. 7,4 V	3,0 h	Lithium-lonen	51 g	Black



Battery receptacle set

Reference number 757Z184

The receptacle set is used for the EnergyPack (article number 757B20).

Technical data

Article number	Colour
757Z184=1	Skin colour 4
757Z184=1-1	Skin colour 11
757Z184=1-2	Skin colour 15
757Z184=1-3	Black



Battery receptacle

Reference number 757Z185

Battery receptacle without locking lever for EnergyPack (art. no. 757B20).

Technical data

Article number
757Z185=1



Battery receptacle set

Reference number 757Z184

Battery receptacle set with screw clamp connection for quick removal from the socket. With integrated connection sockets for electrodes, hand cables or for connection cables (article number 757P41 and 757P39) for connecting to the MyoBoy (article number 757M11).

Technical data

Article number	Colour
757Z184=2	Skin colour



Battery receptacle

Reference number 757Z185

Battery receptacle with screw clamp connection, without locking lever, for EnergyPack (article number 757B20). Notice: Please use the 757P41 connection cable here!

Technical data

Article number
757Z185=2



Battery Mounting Set

Reference number 757Z190

Battery receptacle set for EnergyPack (article number 757B21).

Technical data

Article number	Colour
757Z190=1	Skin colour 4
757Z190=1-1	Skin colour 11
757Z190=1-2	Skin colour 15
757Z190=1-3	Black



Measuring instruments

Reference number 757Z191

Battery receptacle without locking lever, for 757B21 EnergyPack.

Technical data

Article number
757Z191=1



Battery Mounting Set

Reference number 757Z190

with screw clamp connection for quick removal from socket. Integrated connection sockets for electrodes, hand cables or for 757P41 and 757P39 Connection Cables for connecting to the MyoBoy®

Technical data

Article number	Colour
757Z190=2	Skin colour



Measuring instruments

Reference number 757Z191

Battery receptacle with screw clamp connection, without locking lever, for 757B21 EnergyPack.

Technical data

Article number
757Z191=2



Engaging Lever

Reference number 757Z186

Locking lever for battery receptacle (article no. 757Z184/757Z190).

Technical data

Article number

757Z186=1

757Z186



Locking lever

Reference number 757Z195

Locking lever for bilateral amputees with enlarged release lever for increased user comfort.

Technical data

Article number

757Z195

for

bilateral amputees



Plug

Reference number 757Z202

Plug for battery compartment with screw connection.

Technical data

Article number

757Z202



USB Adapter for charging

Reference number 757L43

For use with all Ottobock MPKs (Genium/Genium X3, C-Leg, Kenevo), C-Brace, Meridium and the MyoBock prosthesis solution including the bebionic prosthetic hand.

Technical data

Article number

757L43



Four-stage control element

Reference number 9X51

The four-stage control element for installation in a harness system allows proportional control of prosthetic components at four different speed levels using harnesses.

Key features

- Used to convert body movements into signals for the proportional control of myoelectric components
- Easy integration into a cable harness system
- Suitable for high amputation levels or users who have difficulty with myoelectric control
- Lightweight and compact alternative to an electrode

Technical data


Article number	Cable travel	Max. actuating force	Weight
9X51	8 mm	10 N	6 g

- Connection cable (article no. 13E129=G*) can be ordered separately.

Information material

647G1606=ALL_INT

Instruction documents for technicians/qualified personnel in accordance with MDD



4-step control element

Reference number 9X53

Allows for the proportional control of prosthetic components at four different speed levels using harnesses. In combination with the 12K100 DynamicArm, it provides the possibility to selectively switch between the different system components.

Key features

- Used to convert body movements into signals for the proportional control of myoelectric components
- Easy integration into a cable harness system
- Suitable for high amputation levels or users who have difficulty with myoelectric control
- Lightweight and compact alternative to an electrode

Technical data

Article number	Cable travel	Max. actuating force	Weight
9X53	8 mm	10 N	11 g

- The connection cable (article no. 13E129=G*) can be ordered separately.
- The pull cable (article no. 10Y35) can be reordered separately.
- Example: Switching of the 12K100N DynamicArm•
 - Detent 1: Control element released•
 - Detent 2: System Electric Hand•
 - Detent 3: Electric wrist rotator•
 - Detent 4: DynamicArm

Information material

647G1608=ALL_INT

Instructions for use (qualified personnel) – 9X52 / 9X53



Linear control element

Reference number 9X50

The linear control element for installation between the outer and inner socket of the prosthesis allows continuous, proportional control of prosthetic components using harnesses.

Key features

- Used to convert body movements into signals for the proportional control of myoelectric components
- Easy integration into a cable harness system
- Suitable for high amputation levels or users who have difficulty with myoelectric control
- Lightweight and compact alternative to an electrode

Technical data


Article number	Cable travel	Max. actuating force	Weight
9X50	8 mm	10 N	6 g

- The connection cable (article no. 13E129=G*) can be ordered separately.

Information material

647G1606=ALL_INT

Instruction documents for technicians/qualified personnel in accordance with MDD



Linear control element

Reference number 9X52

Allows continuous, proportional control of prosthesis components using harnesses.

Key features

- Used to convert body movements into signals for the proportional control of myoelectric components
- Easy integration into a cable harness system
- Suitable for high amputation levels or users who have difficulty with myoelectric control
- Lightweight and compact alternative to an electrode
- Control of the myoelectric prosthesis without muscle signal and electrode
- Control of DMC controls via proportional output signal
- Minimum size
- Can be laminated into an upper arm or forearm socket

Technical data

Article number	Cable travel	Max. actuating force	Weight
9X52	8 mm	10 N	11 g


- The connection cable (article no. 13E129=G*) can be ordered separately.
- The pull cable (article no. 10Y35) can be ordered separately.

Information material

647G1608=ALL_INT

Instructions for use (qualified personnel) – 9X52 / 9X53

Accessories/spare parts for 9X51, 9X53, 9X50, 9X52




Rocker switch

Reference number 9X25

Rocker switch with four-conductor flat cable coming out the side, with female connector, for controlling the 10S17 electric rotator, 8E38=7, 8E38=8 and 8E12 System Electric Hand and 8E33=* System Electric Greifer.

Technical data

Article number	Height	Width	Length	Weight
9X25	14 mm	32 mm	13 mm	17 g




Cable pull switch

Reference number 9X18

The cable pull switch consists of a steel cable, bow and wedge lock. Its housing is screwed onto the socket, and the steel cable is connected to the harness to control the electric wrist rotator or System Electric Hands.

Technical data

Article number	Height	Width	Length	Weight
9X18	9 mm	40 mm	30 mm	17 g



Harness pull switch

Reference number 9X14

The harness pull switch is used to control the electric wrist rotator (article no. 10S17), the System Electric Hand (article no. 8E38=7, 8E38=8, 8E38=9) or the System Electric Greifer (article no. 8E33=9-1).

Technical data

Article number	Height	Width	Length	Weight
9X14	11 mm	40 mm	55 mm	19 g



Pressure switch

Reference number 9X37

The pressure switch makes it possible to control the System Electric Hand (article no. 8E38=*), the System Electric Greifer (article no. 8E33=9-1) or the electric wrist rotator (article no. 10S17) in conjunction with the MyoRotronic (article no. 13E205). Its special feature is that both switching points can be adjusted separately.

Technical data

Article number	Height	Width	Length
9X37	10.8 mm	23,3 mm	35,5 mm



DynamicArm

Reference number 12K100N

The DynamicArm is a myoelectrically controlled elbow joint driven by an electric motor. It is intended for the treatment of users with transhumeral or higher amputation levels. The DynamicArm allows the component to be controlled entirely with myoelectric signals.

Key features

- Control using up to two muscles (two electrodes)
- High lifting and holding force
- Natural, delicate control with quick, precise positioning
- Attractive appearance
- Low noise level, no noise at all during free swing
- Natural free swing behaviour
- The speed of flexion and extension can be controlled proportionately
- Pronation and supination can be controlled proportionately with the integrated electronics via the electric wrist rotator
- With electric drive and continuous, electronically controlled vario-gear
- Electronically controlled AFB (flexion aid)
- Upper arm rotation joint (humeral rotation feature) with adjustable friction

Information material

647G152=ALL_INT	Instructions for use (qualified personnel) – DynamicArm
647H37=ALL_INT	Instruction documents for users/patients in accordance with MDD
646D1367=EN_MASTER	Pre-sale warranty brochure – upper limb
646D644=EN_MASTER	DynamicArm – service pass
647F852=EN_MASTER	Order form DynamicArm

Scope of delivery

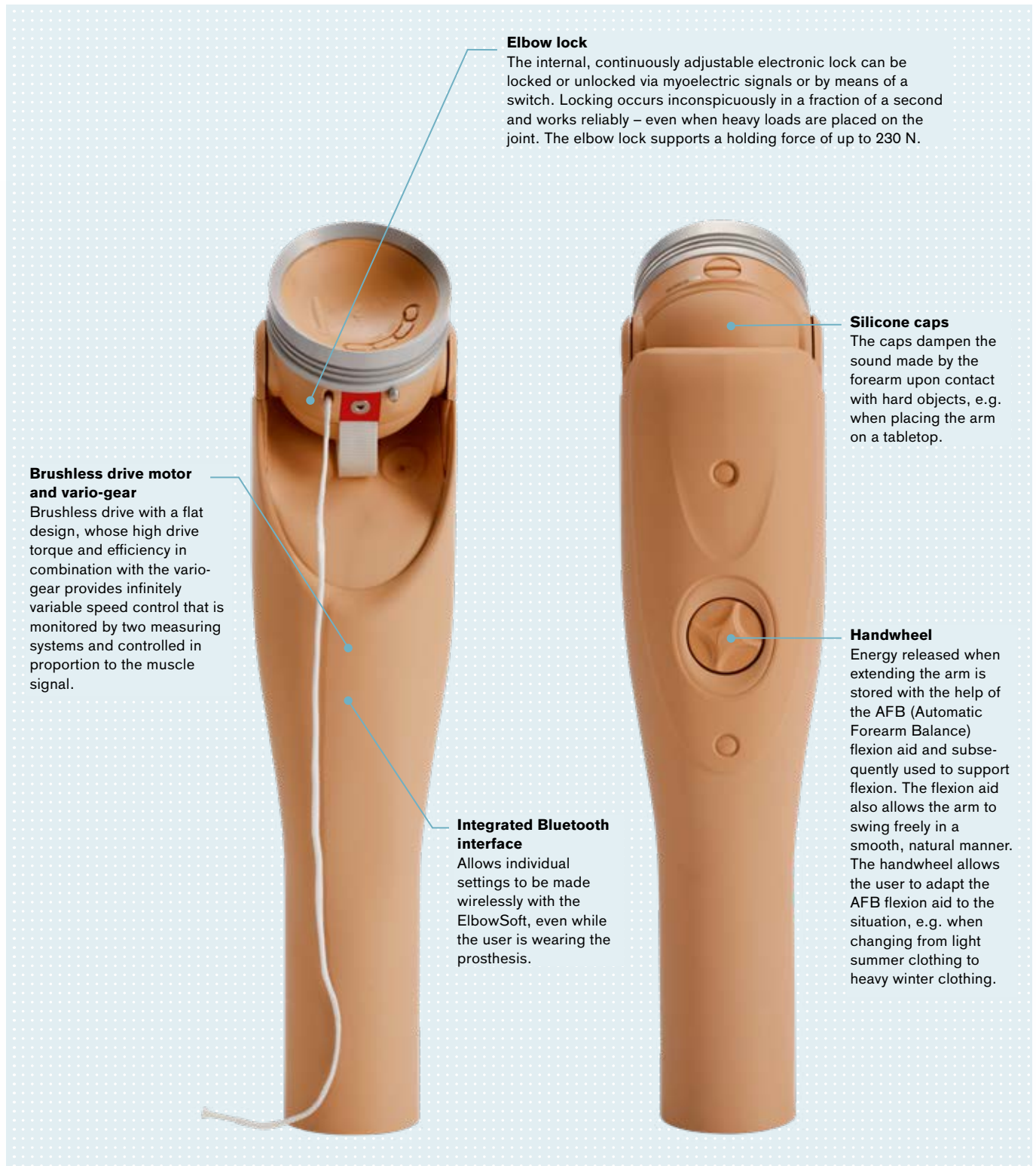
743A27	Alignment tool for DynamicArm
757L24	DynamicArm battery charger

Technical data

Article number	Upper arm connection Ø	For lamination ring Ø	For hand size	Colour
12K100N=50	70 mm	50 mm	7 3/4 - 8 1/4	Skin colour 4
12K100N=45	70 mm	45 mm	7 - 7 1/4	Skin colour 4
12K100N=50-1	70 mm	50 mm	7 3/4 - 8 1/4	Skin colour 11
12K100N=50-2	70 mm	50 mm	7 3/4 - 8 1/4	Skin colour 15
12K100N=45-7	70 mm	45 mm	7 - 7 1/4	Black
12K100N=50-7	70 mm	50 mm	7 3/4 - 8 1/4	Black

- Please note that the –1 and –2 versions are fabricated only after receipt of an order. As a result, delivery of such articles will take longer.
- The colours roughly correspond to the glove colours according to the colour sample set (article no. 646M3).
- The DynamicArm requires certification! Please contact your customer service representative or your regional contact person about this.

DynamicArm





DynamicArm Plus

Reference number 12K110N

The DynamicArm is a myoelectrically controlled elbow joint driven by an electric motor. It is intended for the treatment of users with a transhumeral amputation or higher amputation level who are able to use more than two EMG signals to control their prosthesis, for example after TMR (targeted muscle reinnervation).

Key features

- Control using up to six muscles (six electrodes)
- High lifting and holding force
- Natural, delicate control with quick, precise positioning
- Attractive appearance
- Low noise level, no noise at all during free swing
- Natural free swing behaviour
- The speed of flexion, extension, pronation and supination can be controlled proportionately
- With electric drive and continuous, electronically controlled vario-gear
- Electronically controlled AFB (flexion aid)
- Upper arm rotation joint (humeral rotation feature) with adjustable friction
- Suitable for TMR

Information material

647G152=ALL_INT	Instructions for use (qualified personnel) – DynamicArm
647H37=ALL_INT	Instruction documents for users/patients in accordance with MDD
646D1129=EN_MASTER	Dialog special edition on TMR
646F628=EN_MASTER	Poster TMR treatment cycle

Technical data

Article number	Lamination ring Ø	Upper arm connection Ø	For hand size	Colour
12K110N=45	45 mm	70 mm	7 - 7 1/4	Skin colour 4
12K110N=45-7	45 mm	70 mm	7 - 7 1/4	Black 7
12K110N=50	50 mm	70 mm	7 3/4 – 8 1/4	Skin colour 4
12K110N=50-1	50 mm	70 mm	7 3/4 – 8 1/4	Skin colour 11
12K110N=50-2	50 mm	70 mm	7 3/4 – 8 1/4	Skin colour 15
12K110N=50-7	50 mm	70 mm	7 3/4 – 8 1/4	Black 7

- The colours roughly correspond to the glove colours according to the colour sample set (article no. 646M3).
- This product requires certification.
- Please note that the –1 and –2 variants are fabricated only after receipt of an order. As a result, longer delivery times are to be expected.



ErgoArm electronic plus

Reference number 12K50

The ErgoArm Electronic plus elbow joint features an internal continuous electronic lock, an Easy Plug system and AFB (Automatic Forearm Balance) as well as an upper arm rotation joint with adjustable friction. The plastic forearm and elbow ball complete the prosthesis.

Key features

- The internal, continuously adjustable electronic lock can be locked or unlocked via myoelectric signals or using a switch
- Easy Plug system
- Can be combined with other MyoBock terminal devices
- Electronically controlled AFB (flexion aid)
- Upper arm rotation joint (humeral rotation feature) with adjustable friction
- Slip-stop function
- Various programs can be selected with MyoSelect (article no. 757T13) and coloured coding plug (article no. 13E184=*)
- No exterior cables
- Forearm can be shortened (length 305 mm, circumference approx. 260 mm)
- Weight: approx. 680–710 g

Information material

647G1599=ALL_INT

Instruction documents for technicians/qualified personnel in accordance with MDD

Technical data

Article number	Upper arm connection Ø	For lamination ring Ø	For hand size	Colour
12K50=45	70 mm	45 mm	7 – 7 1/4	Skin colour 4
12K50=50	70 mm	50 mm	7 3/4 – 8 1/4	Skin colour 4
12K50=50-1	70 mm	50 mm	7 3/4 – 8 1/4	Skin colour 11
12K50=50-2	70 mm	50 mm	7 3/4 – 8 1/4	Skin colour 15
12K50=45-7	70 mm	45 mm	7 – 7 1/4	Black 7
12K50=50-7	70 mm	50 mm	7 3/4 – 8 1/4	Black 7

- Please note that the –1 and –2 versions are fabricated only after receipt of an order. As a result, delivery of such articles will take longer.
- The colours roughly correspond to the glove colours according to the colour sample set (article no. 646M3).



ErgoArm hybrid plus

Reference number 12K44

The ErgoArm Hybrid plus elbow joint features an internal ratchetless lock, Easy Plug system and AFB (Automatic Forearm Balance) as well as an upper arm rotation joint with adjustable friction. The plastic forearm and colour-coordinated elbow ball complete the prosthesis.

Key features

- Easy Plug system
- Internal ratchetless lock can be locked or unlocked with the lock cable, even under load
- Can be combined with other MyoBock terminal devices
- Electronically controlled AFB (flexion aid)
- Upper arm rotation joint (humeral rotation feature) with adjustable friction
- Slip-stop function
- Various programs can be selected with MyoSelect (article no. 757T13) and coloured coding plug (article no. 13E184=*)
- No exterior cables
- Forearm can be shortened (length 305 mm, circumference approx. 250 mm)
- Weight: approx. 670–700 g

Information material

647G1599=ALL_INT


Instruction documents for technicians/qualified personnel in accordance with MDD

Technical data

Article number	Upper arm connection Ø	For lamination ring Ø	For hand size	Colour
12K44=45	70 mm	45 mm	7 – 7 1/4	Skin colour 4
12K44=50	70 mm	50 mm	7 3/4 – 8 1/4	Skin colour 4
12K44=50-1	70 mm	50 mm	7 3/4 – 8 1/4	Skin colour 11
12K44=50-2	70 mm	50 mm	7 3/4 – 8 1/4	Skin colour 15
12K44=45-7	70 mm	45 mm	7 – 7 1/4	Black 7
12K44=50-7	70 mm	50 mm	7 3/4 – 8 1/4	Black 7

- Please note that the –1 and –2 variants are fabricated only after receipt of an order. As a result, longer delivery times are to be expected.
- The colours roughly correspond to the glove colours according to the colour sample set (article no. 646M3).

Accessories/spare parts for 12K100N, 12K110N, 12K50, 12K44




AnalogAdapter

Reference number 13E100

The adapter enables the control of the analogue Ottobock hand systems in combination with the DynamicArm. The digital signal of the DynamicArm is converted to an analogue signal by the adapter.

Technical data

Article number	for	Side	Operating temperature	Transport temperature	Weight
13E100	DynamicArm, DynamicArm Plus	universal	+5 to +40 °C	-25 to +70 °C	7 g




Alignment tool for DynamicArm

Reference number 743A27

Alignment and foaming aid allows the alignment of an interim prosthesis for functional training in the rehabilitation phase.

Technical data

Article number	for
743A27	DynamicArm and ErgoArm



Alignment aid for ErgoArm

Reference number 743A23

The alignment and foaming aid allows the alignment of an interim prosthesis for functional training in the rehabilitation phase.

Technical data

Article number	for
743A23	Alignment of an interim prosthesis with ErgoArm elbow joint for functional training in the rehabilitation phase



Information material

647G349=ALL_INT

Instructions for use –
12S6 MovoShoulder
Swing

MovoShoulder swing

Reference number 12S6


The MovoShoulder Swing shoulder joint's free swing of up to 40° reduces pressure from the prosthetic socket and allows natural, harmonious movements. Abduction of up to 20° facilitates more comfortable movement patterns during many activities of daily life

Key features

- Natural, harmonious movements and reduced pressure from the prosthetic socket thanks to free swing (up to 40°) and abduction (up to 20°)
- Relieves the back and shoulder for improved body posture
- Facilitates hand to mouth activities such as eating and facial care
- Locking is realised using a certain body movement or the sound hand, with no additional control elements such as switches or a body harness
- Can be used with the DynamicArm

Technical data

Article number	Side	Overall length	Weight
12S6=L	left	230 mm	242 g
12S6=R	right	230 mm	242 g



Information material

647G473=ALL_INT

Instructions for use –
12S4, 12S7

Ottobock shoulder joint

Reference number 12S4

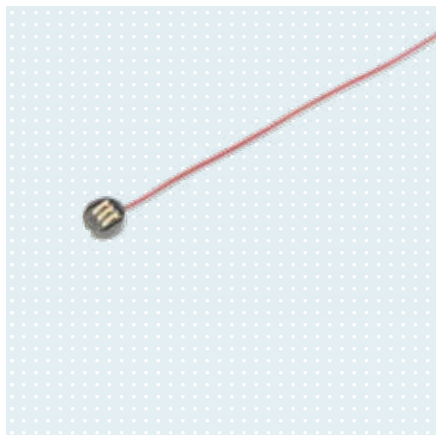
The double-axis shoulder joint with separate friction and two arm joint bars can be used on both sides and is suitable for users with a forequarter amputation or shoulder disarticulation. It provides two degrees of freedom and permits anteversion/retroversion as well as abduction/adduction movements.

Key features

- Separate friction
- Two degrees of freedom
- Permits anteversion/retroversion as well as abduction/adduction movements
- With integrated lamination ring (43 mm diameter)
- Connection to elbow component with bars

Technical data

Article number	Overall length	Lamination ring Ø	Weight
12S4	210 mm	43 mm	134 g




Battery connection cable

Reference number 13E188

Battery connection cable for MyoBock adult system, for the EnergyPack.

Technical data

Article number	Length
13E188=200	200 mm
13E188=600	600 mm




Connecting cable

Reference number 13E50

Technical data

Article number	Length
13E50=250	250 mm
13E50=1200	1,200 mm



Connection cable with on-off switch


Reference number 13E97

Pronation and supination function can be turned off using the switch. The connection cable provides the electrical connection between the electric wrist rotator (article no. 10S17) and the harness pull switch (article no. 9X14), cable pull switch (article no. 9X18) or rocker switch (article no. 9X25).

Technical data

Article number	Length
13E97=250	250 mm
13E97=1200	1,200 mm

Accessories/spare parts for Kabel



Connection cable

Reference number 757P41

Connection cable to connect the battery receptacle for the EnergyPack (article number 757Z185=2 or 757Z191=2) and coaxial plug (article number 9E169) or MyoRotronic (article number 13E205).

Technical data

Article number

757P41



Distributor

Reference number 13E190

Switch block to connect the EnergyPack (article no. 757B2*), electrodes (article no. 13E200/13E202) and System Electric Hands with hand cable (article no. 8E39, 8E41), without extension cable.

Technical data

Article number

13E190



Distributor

Reference number 13E190

Switch block to connect the EnergyPack (article no. 757B20 or 757B21), electrodes (article no. 13E200 or 13E202) and System Electric Hands with hand cable (article no. 9E53) and extension cable. Length: 150 mm.

Technical data

Article number

13E190=150



Extension cable

Reference number 9E185

Extension cable to extend the hand cable of the System Electric Hand (article no. 8E39, 8E41 and 8E44) or the System Electric Greifer (article no. 8E34) and connection to the battery receptacle (article no. 757Z185=2 and 757Z191=2).

Technical data

Article number

9E185=30

Length

300 mm

9E185=40

400 mm

9E185=50

500 mm



Tube valve for suction socket

Reference number 12V10

In combination with the electrode (article no. 13E202), the tube valve creates an airtight socket seal. The PVC connection tube (article no. 99B13) is already included in the scope of delivery.

Technical data

Article number

12V10



PVC connection tube

Reference number 99B13

The PVC connection tube serves as a connection channel between the inner and outer sockets.

Technical data

Article number	Diameter	Colour
99B13=16	16 mm	Skin colour
99B13=16-7	16 mm	Black
99B13=21	21 mm	Skin colour
99B13=21-7	21 mm	Black



Tube dummies

Reference number 99B83

The tube dummies are used for fabricating vacuum-formed inner sockets.

Technical data

Article number	Diameter
99B83=16	16 mm
99B83=21	21 mm



Magnetic centring aid

Reference number 711M77

The magnetic centring aid allows technicians to precisely determine the centre point of the pull-in tube outside the outer socket so the cut-out can then be milled exactly.

Technical data

Article number	for
711M77=1	7,4 V Arm Prosthetic System for Children
711M77=2	MyoBock and Axon-Bus System



PAULA

Reference number 646C52

The PAULA 1.2 software is used in combination with the MyoBoy (art. no. 757M11=X-Change) and supports the O&P professional in the myosignal evaluation, product selection, socket design and the ordering of components or complete trial prostheses for the upper limbs.

Technical data

Article number

646C52=V1.2

- Integrated into the Ottobock Data Station.
- The product code of a PAULA 1.2 CD is required for the installation.
- If you have questions related to installation, please contact our O&P Hotline employees!



MyoBoy

Reference number 757M11

The MyoBoy provides optimum support for O&P professionals and users for training muscle activities as well as the realistic simulation of the MyoBock systems. The data that are collected allow the selection of the most suitable control system for the individual fitting..

Technical data

Article number

757M11=X-CHANGE

Scope of delivery

Ground electrode (article number 757Z18), electrode adapter (article number 757P44), electrode armband (article number 757Z174), screwdriver, USB cable, carrying case

Information material

647G265=ALL_INT

IFU 757M11 MyoBoy®
with USB-port



MyoBoy light set

Reference number 757M11

The MyoBoy light set assists the therapist when assessing myoelectric signals in order to determine optimal electrode positions. It can also be used for muscle activity training and for practising control of the hand prosthesis.

Technical data

Article number

757M11=2-K50

757M11=2-K60

Scope of delivery

13E200	Electrode
13E129=G600	Electrode cable with straight plug
757Z174	Electrode log wristlet



BionicLink PC

Reference number 60X5

The BionicLink USB Bluetooth adapter supports wireless data communication between Ottobock products with a Bluetooth interface (such as the DynamicArm) and a PC with a USB port or USB hub via corresponding Ottobock software products (such as ElbowSoft).

Technical data

Article number

60X5

for

Connection to computer (USB Bluetooth adapter)

- A proper connection between the Ottobock product and a PC can only be established using corresponding Ottobock software products (e.g. ElbowSoft).

Information material

647G506=ALL_INT	IFU (qualified personnel) for BionicLink PC
-----------------	---



ElbowSoft

Reference number 646C42

The ElbowSoft software is used for adjusting the DynamicArm (article no. 12K100N=*) and connected Ottobock system components: System Electric Hands (article no. 8E38=*), System Electric Greifer (article no. 8E33=*) and electric wrist rotator (article no. 10S17) within the scope of exoprosthetic devices.

Technical data

Article number

646C42=V1.6

Information material

647G341=ALL_INT	Instructions for use (qualified personnel) – ElbowSoft
-----------------	--



MyoSelect


Reference number 757T13

The MyoSelect is used for the identification and configuration of MyoBock components and provides information about the component type and the currently selected control on the integrated display. Alternative controls can be selected and configured, and the speed can be adjusted to the patient's individual needs.

Technical data

Article number

757T13



MyoBoy communication cable


Reference number 757P39

The MyoBoy communication cable connects the MyoBoy and battery receptacle (article number 757Z185=2 or 757Z191=2), and permits signal measurement while the complete prosthesis is in use by the patient.

Technical data

Article number

757P23



Test adapter


Reference number 757P23

Test adapter for the System Electric Hands (article number 8E38, 8E39, 8E41) and System Electric Greifer (article number 8E33, 8E34).

Technical data

Article number

757P23



Finger tip set

Reference number 9S138

Fingertip set for use without tip padding with the System Electric Greifer (article no. 8E33=9-1/8E34=9-1)

Technical data


Article number

9S138

Information material

647G1274=ALL_INT

DMC VariPlus System
Electric Greifer IFU
(qualified personnel)



Rubber gripping pad set

Reference number 9S145

Rubber pad set for use with the System Electric Greifer (article no. 8E33=9-1/8E34=9-1)

Technical data

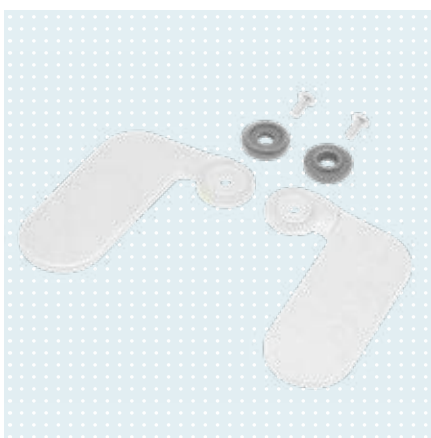
Article number

9S145-1

Information material

647G1274=ALL_INT

DMC VariPlus System
Electric Greifer IFU
(qualified personnel)



Finger tip blank set

Reference number 9S149

The fingertip blank set is used with the System Electric Greifers (article no. 8E33=9-1/8E34=9-1) for subsequent adaptation to special tasks.

Technical data

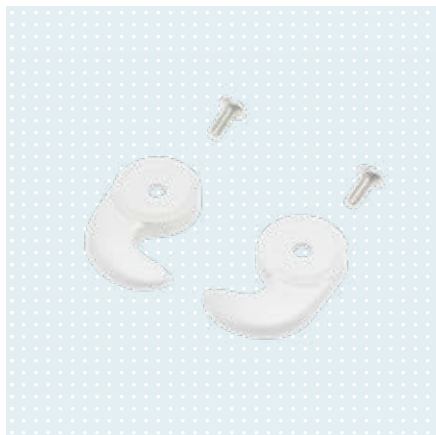
Article number

9S149

Information material

647G1274=ALL_INT

DMC VariPlus System
Electric Greifer IFU
(qualified personnel)



Finger tip (pair)

Reference number 9S234

Fingertip pair for use with tip padding with the System Electric Greifer (article no. 8E33=9-1/8E34=9-1).

Technical data

Article number

9S234=PAA

Information material

647G1274=ALL_INT

DMC VariPlus System
Electric Greifer IFU
(qualified personnel)



Finger tip (pair)

Reference number 9S278

Fingertip pair for use without tip padding with the System Electric Greifer (article no. 8E33=9-1/8E34=9-1).

Technical data

Article number

9S278=PAA



Battery cover

Reference number 9S312

The LED unit battery cover is suitable as a cladding element for the System Electric Greifer (article no. 8E33=9-1/8E34=9-1).

Technical data

Article number

9S312



Tip padding (pair)

Reference number 9S146

Technical data

Article number

9S146=PAA-1



Rastenscheibe mit Innenverzahnung


Reference number 11S6

Spare part for System Electric Hands.

Technical data

Article number

11S6-1



Pressure ring


Reference number 11S7

Spare part for System Electric Hands.

Technical data

Article number

11S7



Spacing washer

Reference number 11S27

Spare part for System Electric Hands.

Technical data

Article number

11S27



Friction ring with inner gear teeth

Reference number 11S30-1

Spare part for System Electric Hands.

Technical data

Article number

11S30-1



Axon-Bus System

Perfect use of precision technology

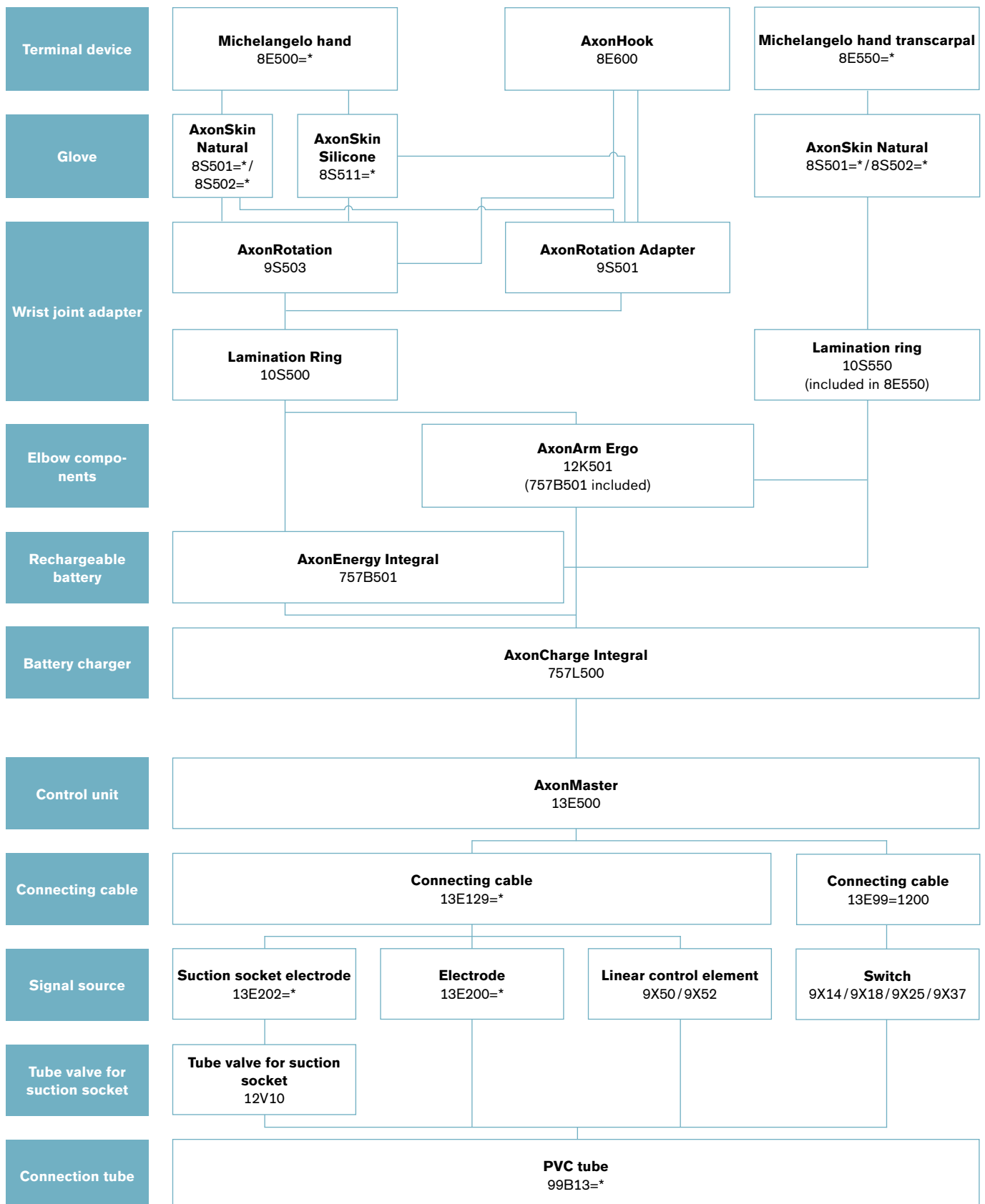
The Axon-Bus system is a high-performance system for transradial and transhumeral prostheses. Axon stands for *Adaptive exchange of neuroplacement data*. The Axon-Bus itself is an Ottobock development for the field of exoprosthetics. It was derived from safety-related bus systems in the aviation and automotive industries and represents a major development milestone in treatment options for the upper limb. A major advantage is that it constitutes an optimised, self-contained data transmission system. The individual components communicate with each other perfectly, eliminating losses in terms of data transmission, speed and functionality. This results in a clear plus in safety and reliability for the user. Compared to conventional systems, this is achieved by a significant reduction in sensitivity to outside interference. In combination with the Michelangelo hand, the Axon-Bus system offers even more degrees of freedom in combination with a powerful terminal device. The user benefits from enhanced functionality of the prosthetic hand. The modular prosthesis solution can be expanded with additional Axon components in future.

On the following pages you will find

- Axon-Bus terminal devices
- Axon-Bus prosthetic gloves
- Axon-Bus system accessories
- Rotation
- Axon-Bus elbow components
- Axon-Bus battery management
- Axon-Bus control elements
- Axon-Bus software
- Tool for assembly of the Axon-Bus system



Visit www.ottobock.com to obtain up-to-date product information at any time.





Michelangelo hand

Reference number 8E500

The Michelangelo hand features a natural design, high gripping force and flexible wrist. The actively driven index and middle fingers along with the thumb that can be positioned electronically enable seven different hand positions.

Key features

- Numerous gripping options
- Natural design
- Soft fingertips modelled after nature, down to the detail
- Natural flat oval wrist
- Flexible wrist minimises compensating movements
- Powerful main drive for high gripping force and speed
- Can be combined with the active AxonRotation
- Separately movable thumb

Information material

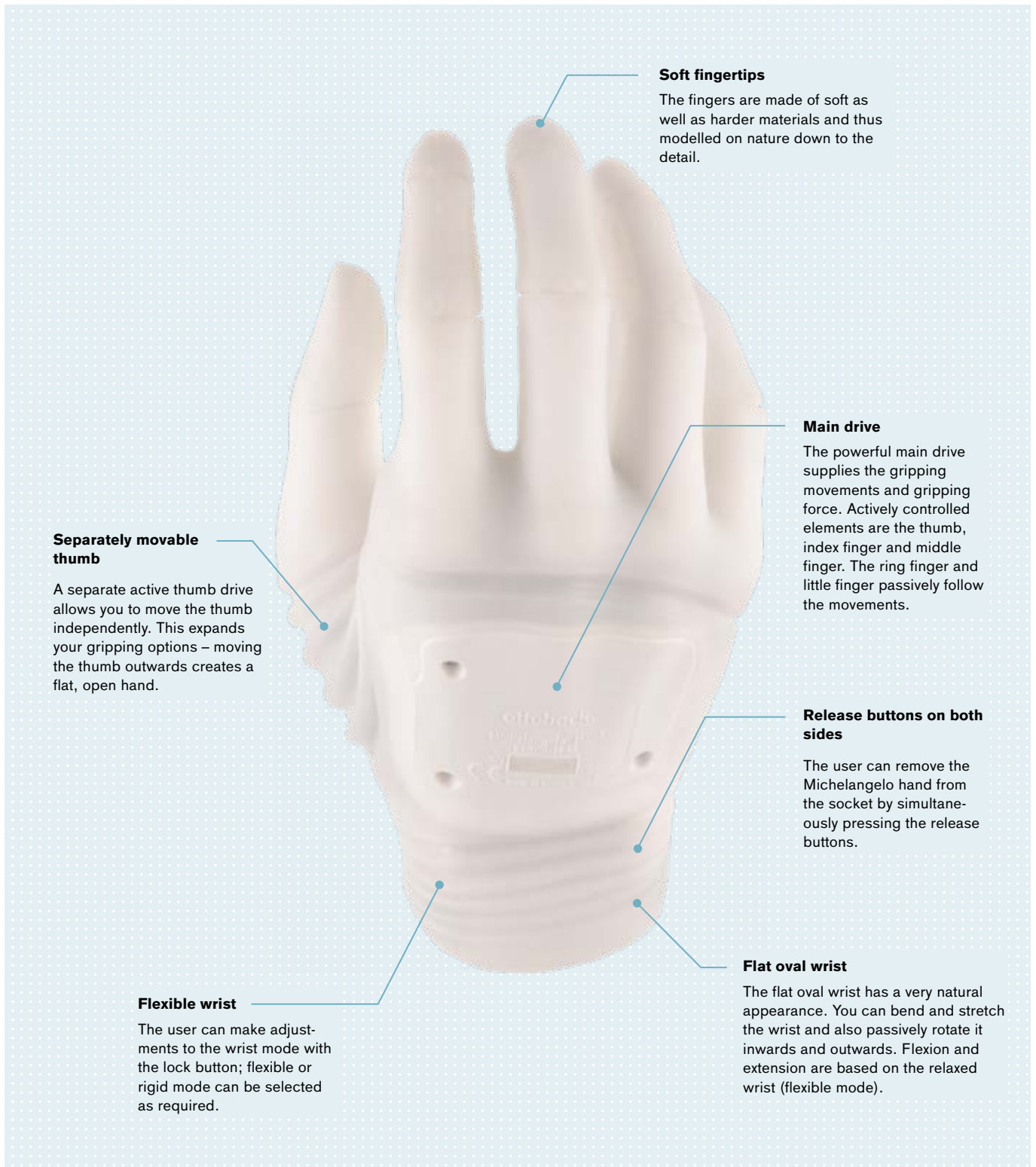
647G587=ALL_INT	Instructions for use (qualified personnel) 8E500 Michelangelo Hand
647H900=ALL_INT	Instructions for use (user) 8E500, 8E600 Axon-Bus Prosthetic System
646D501=EN	Brochure for technicians – Michelangelo hand
646D593=EN	Therapy brochure – Michelangelo hand
646D591=EN_MASTER	Michelangelo hand – service pass

Technical data

Article number	Side	Size	for
8E500=L-M	left	7 3/4	women men
8E500=R-M	right	7 3/4	women men
Operating voltage		11,1 V	
Operating temperature		-10 to +60 °C	
Opening width		120 mm	
Gripping force in opposition mode		70 N	
Gripping force in lateral mode		60 N	
Gripping force in neutral mode		15 N	
Speed		325 mm/sec	
Weight		510 g	

- AxonSkin Natural gloves: Cleaning the glove with water and soap is recommended for daily care. A special outer coating on the gloves reduces susceptibility to soiling and simplifies cleaning. If soap and water are insufficient: Use special cleaner (article no. 640F12) with the pump sprayer (article no. 640F13). Please also note the specific care instructions of the special cleaner.

Michelangelo Hand



Soft fingertips

The fingers are made of soft as well as harder materials and thus modelled on nature down to the detail.

Main drive

The powerful main drive supplies the gripping movements and gripping force. Actively controlled elements are the thumb, index finger and middle finger. The ring finger and little finger passively follow the movements.

Separately movable thumb

A separate active thumb drive allows you to move the thumb independently. This expands your gripping options – moving the thumb outwards creates a flat, open hand.

Release buttons on both sides

The user can remove the Michelangelo hand from the socket by simultaneously pressing the release buttons.

Flexible wrist

The user can make adjustments to the wrist mode with the lock button; flexible or rigid mode can be selected as required.

Flat oval wrist

The flat oval wrist has a very natural appearance. You can bend and stretch the wrist and also passively rotate it inwards and outwards. Flexion and extension are based on the relaxed wrist (flexible mode).



Michelangelo hand transcarpal

Reference number 8E550

This hand variant is suitable for users with long residual limbs and a transcarpal amputation level. The numerous functions of the Michelangelo hand are still maintained, however. A space-saving design concept takes the limited installation space into account.

Key features

- For long residual limbs and transcarpal amputation levels
- Functions of the Michelangelo hand are maintained
- Space-saving design concept
- Compact drive unit integrated into the palm
- Low structural height without the AxonWrist – almost 50 mm shorter than the Michelangelo hand
- The lamination ring allows the hand to be positioned by +/- 15°

Information material

646D501=EN	Brochure for technicians – Michelangelo hand
646D593=EN	Therapy brochure – Michelangelo hand
646D646=EN	AxonSkin prosthetic gloves for Michelangelo hand
646D591=EN_MASTER	Michelangelo hand – service pass

Technical data

Article number	Size	for
8E550=L-M	7 3/4	adults
8E550=R-M	7 3/4	adults
Operating temperature		-10 to +60 °C
Opening width		120 mm
Max. gripping force in opposition mode		70 N
Max. gripping force in lateral mode		60 N
Max. gripping force in neutral mode		15 N
Max. speed		325 mm/sec
Weight		460 g

- The adapter (article no. 711M116) is needed just once to put on the gloves.
- The 10S550 lamination ring is included in the scope of delivery of the Michelangelo hand transcarpal.



AxonHook

Reference number 8E600

The powerful and robust hook perfectly expands the functionality of the existing Michelangelo hand for manual tasks. It features all the wrist functions of the Michelangelo hand and is easy to change.

Key features

- Optimal expansion of functionality for manual work
- Easy exchange between Michelangelo hand and AxonHook
- Features all wrist functions of the Michelangelo hand
- Dirt-resistant and robust
- Increased precision and gripping force compared to the Michelangelo hand
- Electrical emergency opening
- Resistant against splashed water (IP33)
- Slim, modern design

Information material

647G1001=ALL_INT	Instructions for use (qualified personnel) 8E600 AxonHook
646D553=EN	Brochure for technicians – AxonHook
646D1429=EN_MASTER	AxonHook and Greifer user brochure

Technical data

Article number	Side	Opening width	Gripping force	Weight
8E600=L	left	130 mm	110 N	440 g
8E600=R	right	130 mm	110 N	440 g

- The AxonHook cannot be combined with the Michelangelo hand transcarpal.

Axon-Bus

Axon-Bus prosthetic gloves



Information material

647G596=ALL_INT	Instructions for use (qualified personnel) – AxonSkin Natural
647H898=ALL_INT	Instructions for use (user) – AxonSkin Natural glove
646D646=EN	AxonSkin prosthetic gloves for Michelangelo hand

AxonSkin Natural

Reference number 8S501

The AxonSkin Natural glove provides structural protection for the prosthetic hand against environmental influences such as moisture, dirt and dust and creates a natural appearance for the user. It is intended exclusively for use with Ottobock's Michelangelo hand.

Technical data

Article number	Side	for
8S501=L	left (L)	men
8S501=R	right (R)	men

- Available in seven different shades.
- Please use the Skin Natural colour sample set (article no. 646M47) to determine the colour.
- Order example: 8S501=R-M4
- The Michelangelo hand is locked with the help of the assembly tool (article no. 711M64) and assembly tool (article no. 711M1) in order to apply and remove the prosthetic glove.
- Soap and water are sufficient for daily cleaning. For stubborn stains on the PVC prosthetic glove (not for silicone!), the glove cleaner (article no. 640F12) should be used promptly.



Information material

647G596=ALL_INT	Instructions for use (qualified personnel) – AxonSkin Natural
647H898=ALL_INT	Instructions for use (user) – AxonSkin Natural glove
646D646=EN	AxonSkin prosthetic gloves for Michelangelo hand

AxonSkin Natural

Reference number 8S502

The AxonSkin Natural glove provides structural protection for the prosthetic hand against environmental influences such as moisture, dirt and dust and creates a natural appearance for the user. It is intended exclusively for use with Ottobock's Michelangelo hand.

Technical data

Article number	Side	for
8S502=L	left (L)	women
8S502=R	right (R)	women

- Available in seven different shades.
- Please use the Skin Natural colour sample set (article no. 646M47) to determine the colour.
- Order example: 8S502=R-M4
- The Michelangelo hand is locked with the help of the assembly tool (article no. 711M64) and assembly tool (article no. 711M1) in order to apply and remove the prosthetic glove.
- Soap and water are sufficient for daily cleaning. For stubborn stains on the PVC prosthetic glove (not for silicone!), the glove cleaner (article no. 640F12) should be used promptly.



AxonSkin visual / AxonSkin black

Reference number 8S500

The AxonSkin Visual prosthetic glove made of multilayer PVC impresses with unique aesthetics and is robust and relatively durable. The glove is suitable for men and women.

Technical data

Article number	Side	Colour	for
8S500=L-M0	left (L)	Translucent	men women youths
8S500=R-M0	right (R)	Translucent	men women youths
8S500=L-M20	left (L)	Black	men women youths
8S500=R-M20	right (R)	Black	men women youths

- The Michelangelo hand is locked with the help of the assembly tool (article no. 711M64) and assembly tool (article no. 711M1) in order to apply and remove the prosthetic glove.

Information material

647G596=ALL_INT	Instructions for use (qualified personnel) – AxonSkin Natural
647H898=ALL_INT	Instructions for use (user) – AxonSkin Natural glove
646D501=EN	Brochure for technicians – Michelangelo hand
646D646=EN	AxonSkin prosthetic gloves for Michelangelo hand



AxonSkin Silicone

Reference number 8S511

The first silicone glove for the Michelangelo hand has a highly natural appearance thanks to the hand-coloured replication of the fingernails and knuckles. It is resistant to dirt, so it's easier to care for it by simply cleaning with soap and water.

Technical data

Article number	Side	for
8S511=L	left (L)	men youths women
8S511=R	right (R)	men youths women


- Available in seven different shades.
- Colours deviate from Skin Natural. For exact determination, please use the colour sample ring for silicone gloves (article no. 646M72).
- Order example: 8S511=L-M4
- Notice: The AxonSkin Silicone cannot be combined with the Michelangelo hand transcarpal.

Information material

647G861=ALL_INT	Instructions for use (qualified personnel) – AxonSkin Silicone (8S511=*, 8S512=*)
647H896=ALL_INT	Instructions for use (user) – AxonSkin Silicone glove
646D646=EN	AxonSkin prosthetic gloves for Michelangelo hand

Axon-Bus

Accessories Axon-Bus System



Mounting set

Reference number 757Z501

The mounting kit (article number 757Z501) includes various components which allow the technician to attach the AxonEnergy Integral and AxonMaster to the socket.

Technical data

Article number	for
757Z501	Mounting kit for the Michelangelo hand




Michelangelo socket attachment block

Reference number 757Z504

The Michelangelo socket attachment block (article number 757Z504) can be used for trial fittings with a ThermoLyn soft outer socket. The socket attachment block is used as an alternative to the lamination ring (article number 10S500) and serves to secure the Michelangelo hand.

Technical data

Article number	for
757Z504	Socket attachment block for trial fittings with the Michelangelo hand.



Michelangelo hand dummy

Reference number 757Z505

The technician can use the Michelangelo hand dummy to determine the alignment and length of the Michelangelo prosthesis while taking measurements.

Technical data

Article number	for
757Z505	Michelangelo hand



Donning spray

Reference number 640F18

The donning spray for Ottobock Skeo liners and prosthetic gloves (silicone, PVC) is needed among other things for putting on and removing the liner or prosthetic glove.

Technical data

Article number	for	Contents
640F18	Prosthetic gloves and liners	90 ml
640F18=900	Prosthetic gloves and liners	900 ml



Pump sprayer

Reference number 640F13

The user should always keep a pump sprayer filled with special cleaner for prosthetic gloves handy in order to be able to use the cleaner immediately in case of soiling.

Technical data

Article number	for	Contents
640F13	640F12 Special cleaner	90 g

- This container is empty on delivery!



Special cleaner

Reference number 640F12


In case of heavy soiling, the special cleaner for prosthetic gloves should be applied immediately.

Technical data

Article number	for	Contents
640F12	Prosthetic gloves	460 g

Axon-Bus

Accessories Axon-Bus System | Rotation



AxonRotation

Reference number 9S503

The active rotation feature is equipped with proportional control so the system is sensitive and functions exactly with the muscle signals. Proportional control is possible for both movements, rotation and the gripping function of the Michelangelo hand.

Technical data

Article number	Pronation/supination	Idle speed	Torque	Weight
9S503	160°/160°	25 rpm	1,5 Nm	140 g



AxonRotation Adapter

Reference number 9S501

The AxonRotation Adapter is used for prostheses in the modular Ottobock Axon-Bus system in combination with an Axon-Bus terminal device such as the 8E500 Michelangelo hand. Passive pronation and supination through 360° is possible.

Technical data

Article number	Pronation/supination	Weight
9S501	360°	Approx. 90 g



Lamination Ring

Reference number 10S500

The 10S500 lamination ring is the connecting element between the socket and the Michelangelo hand. The technician laminates this lamination ring into the socket.

Technical data

Article number
10S500=M



Lamination ring for Michelangelo transcarpal

Reference number 10S550

The connecting element between the socket and the Michelangelo hand transcarpal for lamination in the prosthetic socket. The lamination ring allows the O&P professional to position the hand by +/- 15°.

Technical data

Article number
10S550=M

- Included in the scope of delivery of the Michelangelo hand transcarpal (article no. 8E550).



AxonArm Ergo

Reference number 12K501

Passive elbow component with electronic lock that adapts the proven strengths of the familiar ErgoArm (article no. 12K50) to the Axon-Bus system. As a result, the advantages of the Michelangelo hand are now available to upper arm amputees.

Key features

- Easy Plug
- Flexion aid (AFB)
- Mechanical slip-stop function
- Upper arm rotation joint
- Adjustable friction
- Elbow ball made of beige plastic
- Forearm can be shortened (length: 305 mm)
- Electronic ratchetless lock


Information material

647G790=ALL_INT	AxonArm Ergo IFU (qualified personnel)
646D501=EN	Brochure for technicians – Michelangelo hand
646D626=EN	Brochure for technicians – elbow joints

Technical data

Article number	For hand size	Colour
12K501=M	7 3/4	4 Skin colour
12K501=M-1	7 3/4	11 Skin colour
12K501=M-2	7 3/4	15 Skin colour

- The cable harness (article no. 13E223) can be ordered separately.
- The battery (article no. 757B501) is already included in the scope of delivery for the elbow.
- The colour roughly corresponds to the glove colour according to the colour sample set (article no. 646M47).



AxonEnergy Integral

Reference number 757B501

The three-cell Li-Ion battery is used exclusively to provide power to the Axon-Bus prosthesis solution. The integrated electronics protect the device against short circuits, over-voltage, undervoltage and charging outside the allowable temperature range.

Technical data

Article number	757B501
Operating temperature	0 to +60 °C
Storage temperature	(-) 20 - (+) 40 °C
Transport temperature	(-) 20 - (+) 40 °C
Relative humidity max.	max. 80% non-condensing
Capacity	1.150 mAh
Output voltage	11.1 V
Charging time	3.5 h
Length	55 mm
Width	35 mm
Height	23 mm
Weight	90 g

Information material

647G789=ALL_INT	AxonEnergy Integral IFU (qualified personnel)
646D501=EN	Brochure for technicians – Michelangelo hand

- The AxonEnergy Integral is used exclusively to provide power to the Axon-Bus system.
- Only the AxonCharge Integral (art. no. 757L500) may be used for charging.



Lamination dummy set


Reference number 757Z508

The lamination dummy set for the AxonEnergy Integral (article number 757B501) contains dummies for laminating the outer socket and for the charging receptacle recess.

Technical data

Article number	757Z508
-----------------------	---------

- Included in the scope of delivery of the Axon-Bus system.



AxonCharge Integral

Reference number 757L500

The battery charger is used to charge the AxonEnergy Integral (art. no. 757B501) of the Axon-Bus prosthesis solution. Charging proceeds automatically once the charging plug is connected to the charging receptacle of the AxonEnergy Integral.

Technical data

Article number	757L500
Operating temperature	0 to +60 °C
Storage temperature	(-) 20 - (+) 40 °C
Transport temperature	(-) 20 - (+) 40 °C
Relative humidity max.	max. 80% non-condensing

Information material

647G593=ALL_INT	AxonCharge Integral IFU (qualified personnel)
646D501=EN	Brochure for technicians – Michelangelo hand



Information material

647G334=ALL_INT Suction socket electrode IFU (qualified personnel)

Suction socket electrode

Reference number 13E202

The suction socket electrode creates an airtight seal between the inner socket and outer socket. This prevents perspiration from getting in and avoids corrosion damage on the components. Suitable for use in standard and elevated vacuum sockets. The electrode contacts are made of pure titanium and suitable for people with allergies.


Key features

- Airtight seal between the inner and outer socket
- Reduces sensitivity to low and high-frequency interference
- Filters noise
- Electrode contacts made of pure titanium and suitable for people with allergies
- Electrode connection with IDC termination

Technical data

Article number	Mains frequency	Frequency bandwidth	Ambient temperature	Operating voltage
13E202=50	50 Hz	90 - 450 Hz	-15 to +60 °C °C	4.8 - 7.2 V
13E202=60	60 Hz	90 - 450 Hz	-15 to +60 °C °C	4.8 - 7.2 V

- The suction socket electrode can not only be used for standard sockets but is also particularly suitable for application in elevated vacuum sockets. Combining the suction socket electrode with a tube valve (article no. 12V10) for an elevated vacuum socket creates a vacuum effect in the socket, optimising the hold of the residual limb in the socket.
- The frequency filter's full protection effect will only be provided if the mains frequency and filter frequency are identical.
- The electrode accessories (article number 13E206) are included in the scope of delivery.
- Tube valve (article number 12V10) can be ordered separately.
- Use silicone grease (article no. 633F11) to seal the plug connection. Remove any excess grease after connecting the electrode cable.



Information material

647G1609=ALL_INT Electrode IFU (qualified personnel)

Electrode

Reference number 13E200

This MyoBock electrode is particularly sensitive in the range of low muscle signals. Thanks to modern frequency shielding and filtering technologies, it is also less sensitive to low and high-frequency interference that is emitted, for example, by mobile phones or shopping centre security systems.


Key features

- Reduces sensitivity to low and high-frequency interference
- Filters noise
- Electrode contacts made of pure titanium and suitable for people with allergies
- Electrode connection with IDC termination

Technical data

Article number	Mains frequency	Frequency bandwidth	Ambient temperature	Operating voltage
13E200=50	50 Hz	90 - 450 Hz	-15 bis +60 °C	4.8 - 7.2 V
13E200=60	60 Hz	90 - 450 Hz	-15 bis +60 °C	4.8 - 7.2 V

- The frequency filter's full protection effect will only be provided if the mains frequency and filter frequency are identical.
- The electrode accessories for laminated inner sockets (article number 13E153) and for vacuum-formed inner sockets (article number 13E201) are included in the scope of delivery.
- Use silicone grease (article no. 633F11) to seal the plug connection. Remove any excess grease after connecting the electrode cable.



Elektrodenkabel mit geradem Stecker

Reference number 13E129

Electrode cable for connecting an electrode or control element with other prosthetic components.

Technical data

Article number	Length
13E129=G100	100 mm
13E129=G300	300 mm
13E129=G600	600 mm
13E129=G1000	1,000 mm



AxonMaster

Reference number 13E500

The AxonMaster is the central control unit of the Axon-Bus system. It measures the patient's control signals and assigns them to the respective prosthetic components. This enables control of the prosthesis and switching between the components.

Technical data

Article number	13E500
Operating temperature	0 to +60 °C
Storage temperature	(-) 20 - (+) 40 °C
Transport temperature	(-) 20 - (+) 40 °C
Relative humidity max.	max. 80% non-condensing
Power supply	757B501
Operating voltage	11.1 V
Size	53 x 28 x 9 mm
Weight	15 g

Information material

647G590=ALL_INT	AxonMaster IFU (qualified personnel)
646D501=EN	Brochure for technicians – Michelangelo hand

- The cable harness (article no. 13E223) can be ordered separately.
- Lamination dummy set for AxonMaster (article no. 757Z503) can be ordered separately.



Lamination set for AxonMaster

Reference number 757Z503

The lamination dummy set is used to determine the optimal position of the AxonMaster.

Technical data

Article number	757Z503
----------------	---------

- Already included in the scope of delivery for the Axon-Bus prosthesis solution.

Information material

647G590=ALL_INT	AxonMaster IFU (qualified personnel)
-----------------	--------------------------------------



Information material

646D501=EN

Brochure for technicians
– Michelangelo hand

AxonSoft

Reference number 560X500

The AxonSoft software is intended exclusively as a tool for adjusting the AxonMaster within the framework of unilateral or bilateral prosthetic fittings with the Michelangelo hand and the Axon-Bus system components for the upper limb.

Technical data

Article number

560X500=V2.2

- Recommended hardware requirements for a PC with 32-bit or 64-bit platforms:
 - At least 1 GB free hard drive space
 - Graphics card with Open GL support
 - Minimum resolution 1024 x 768 at 96 DPI (higher DPI settings can result in errors in the display, depending on the resolution)
 - 32-bit colour depth (16.7 million colours)
 - CD-ROM drive or DVD-ROM drive
 - One available USB port (if applicable)
 - Mouse and keyboard (if applicable)
- Minimum PC hardware requirements:
 - PC with a Pentium III/1 GHz processor, 32-bit (x86)
 - 512 MB RAM (working memory)
 - 1 GB free hard drive space
 - Graphics card with Open GL support
 - Resolution 1024 x 768 at 96 DPI
 - 32-bit colour depth (16.7 million colours)
 - CD-ROM drive- One available USB port (if applicable)- Mouse and keyboard



Information material

647G506=ALL_INT

IFU (qualified personnel)
for BionicLink PC

BionicLink PC

Reference number 60X5

The BionicLink USB Bluetooth adapter supports wireless data communication between Ottobock products with a Bluetooth interface (such as the DynamicArm) and a PC with a USB port or USB hub via corresponding Ottobock software products (such as ElbowSoft).

Technical data

Article number

60X5

for

Connection to computer (USB Bluetooth adapter)

- A proper connection between the Ottobock product and a PC can only be established using corresponding Ottobock software products (e.g. ElbowSoft).



Mounting adapter for Michelangelo

Reference number 711M64

The mounting adapter is essential for the correct application of the AxonSkin glove in order to protect the mechanism of the Michelangelo hand and for easier handling by the technician.

Technical data

Article number

711M64



Assembly tool

Reference number 711M1

Assembly tool to hold the Michelangelo hand as well as the System Electric Hand. The one side with the exterior thread (article number M12X1.5) for prosthetic hands and the other side with interior thread (article number M12X1.5) for System Electric Hands and the Michelangelo hand.

Technical data

Article number

711M1



Mounting plate

Reference number 711M2

The mounting plate is used to screw the assembly tool (article number 711M1) to the workbench.

Technical data

Article number

711M2



Donning sphere

Reference number 711M114

The donning sphere was developed especially for the Michelangelo hand (article number 8E500) and is used to briefly stretch the AxonSkin glove during donning.

Technical data

Article number

711M114



Donning tool

Reference number 711M116

The donning tool is used for the Michelangelo hand transcarpal.


Technical data

Article number

711M116

for

Donning tool for the Michelangelo hand transcarpal





Body-powered

Active mechanical arm components

Active gripping – cable-activated

The voluntary opening and voluntary closing system hands belong to the cable-controlled prostheses or “active prehensile arms” and are controlled by a body harness system. The voluntary opening system hand is opened by pulling the cable and closes automatically. The voluntary closing system hand is closed by pulling the cable. Another pull releases the lock and opens the hand. The system inner hand conceals the mechanism and serves as the shaping element for the prosthetic glove.

It is selected according to the size of the inner hand and is available in a range of variants and colours.

On the following pages you will find

- Overview of active mechanical arm components
- Cable-activated hooks for adolescents and accessories
- Cable-activated hooks for adults and accessories
- Terminal devices
- Active system hands: Terminal devices
- Active system hands: Spare parts and accessories
- Active system hands: Prosthetic gloves
- Wrist joints and accessories
- Elbow components and accessories
- Liners and accessories
- Above-elbow and below-elbow harnesses and accessories



Body-powered

Overview of active mechanical arm components

Terminal device	Cable-activated hook for youths 10A37	All-purpose hook 10A12	MovoHook 2Grip 10A71/10A81	
	All-purpose hook 10A3		All-purpose ring 10A4	
	Single-cable system hand 8K22/8K23	Double-cable system hand 8K26/8K27	Prosthetic gloves 8S4/8S4N 8S5/8S5N 8S6/8S6N 8S11/8S11N	
Wrist joint	MovoWrist flex 10V39	Ball ratchet wrist joint 10V8	Ottobock wrist joint 10V18/10V36	Ball ratchet wrist, short 10V30
Elbow	Elbow joint bars 16X12	MovolineArm Friction 12K12/12K19	ErgoArm® plus 12K42	ErgoArm® 12K41/12K5/12K20
Shoulder	We recommend fitting patients with shoulder disarticulation or higher amputation levels with myoelectric or passive systems.			
Liner	Skeo Up 14Y5		IntoLiner 14Y3	
Cable-activated harness	Triple-control above-elbow harness 21A35		Below-elbow harness 21A36	



Cable-activated hook for youths

Reference number 10A37

Technical data


Article number	Side	Threaded stud
10A37=L1/2"-20	left (L)	1/2"-20
10A37=LM12X1.5	left (L)	M12X1,5
10A37=R1/2"-20	right (R)	1/2"-20
10A37=RM12X1.5	right (R)	M12X1,5

Information material

647G443=ALL_INT

Instructions for use |
10A25, 10A37

Accessories/spare parts for 10A37



Finger cover

Reference number 10Y1

Plastic finger cover in beige. Options for 10A37, 10A11 and 10A60 cable-activated hook.

Technical data

Article number	User group	Width	Length	Weight
10Y1	children youths adults	10 mm	82 mm	3.8 g



Rubber band

Reference number 10Y13

Spare part for the 10A25 and 10A37 cable-activated hooks.

Technical data

Article number	User group	Width	Length
10Y13	children youths	14 mm	25 mm

Body-powered

Cable-activated hooks for adults and accessories



MovoHook 2Grip

Reference number 10A71

The coating provides a very secure grip, even on slippery materials, and also make it effortless to slide through sleeves while dressing and undressing. The hook is made of food grade aluminium and has an opening width of 100 mm.

Technical data

Article number	Side	Threaded stud
10A71=RM12X1.5	right	M12X1.5
10A71=LM12X1.5	left	M12X1.5
10A71=L1/2"-20	left	1/2"-20
10A71=R1/2"-20	right	1/2"-20

- Resistance to chemicals can be tested on request on a case-by-case basis.
- Connecting elements for cable-activated hooks can be ordered separately.

Information material

647G204=ALL_INT

Instructions for use
(qualified personnel) for
MovoHook 2Grip



MovoHook 2Grip

Reference number 10A81

The cable-activated hook for body-powered prostheses has a special coating that provides a very secure grip, even on slippery materials, and also make it effortless to slide through sleeves while dressing and undressing.

Technical data

Article number	Side	Threaded stud
10A81=L1/2"-20	left	1/2"-20
10A81=R1/2"-20	right	1/2"-20
10A81=RM12X1.5	right	M12X1.5
10A81=LM12X1.5	left	M12X1.5


- Resistance to chemicals can be tested on request on a case-by-case basis.
- Connecting elements for cable-activated hooks can be ordered separately.

Information material

647G204=ALL_INT

Instructions for use
(qualified personnel) for
MovoHook 2Grip

Accessories/spare parts for 10A71, 10A81



Spring set for cable-activated hook, standard

Reference number 10A101

Replacement spring set as a spare part for the 10A71/10A81 MovoHook 2Grip cable-activated hooks. The set includes both springs, including adapters. The pull of the springs is identical to that of the factory default.

Technical data

Article number
10A101



All-purpose hook

Reference number 10A3

The nickel-plated all-purpose hook has a standard stud.

Technical data

Article number	Side
10A3	universal

- Connecting elements for cable-activated hooks can be ordered separately.

Information material

647G455=ALL_INT Instructions for use –
10A3, 10A4, 10V15,
11S33



All-purpose ring

Reference number 10A4

The nickel-plated all-purpose ring has a standard stud.

Technical data

Article number	Side
10A4	universal

- Connecting elements for cable-activated hooks can be ordered separately.

Information material

647G455=ALL_INT Instructions for use –
10A3, 10A4, 10V15,
11S33

Body-powered

Active system hands: Terminal devices



Information material

647G445=ALL_INT	Instructions for use 8K22, 8K23
646D1406=EN_MASTER	Portfolio brochure – upper limb

Single-cable system hand

Reference number 8K22

These system hands are suitable for all cable-activated prostheses. They are opened by pulling the cable (active) and close independently with concurrent locking.

Technical data

Article number	for	Side	Size	Inner hand	Weight
8K22=L6 3/4	children	left (L)	6 3/4	8X14=L6 3/4	215 g
8K22=L7 1/4	youths women	left (L)	7 1/4	8X14=L7 1/4	300 g
8K22=L7 3/4	men	left (L)	7 3/4	8X14=L7 3/4	330 g
8K22=L8	men	left (L)	8	8X14=L8	340 g
8K22=R6 3/4	children	right (R)	6 3/4	8X14=R6 3/4	215 g
8K22=R7 1/4	youths women	right (R)	7 1/4	8X14=R7 1/4	300 g
8K22=R7 3/4	men	right (R)	7 3/4	8X14=R7 3/4	330 g
8K22=R8	men	right (R)	8	8X14=R8	340 g

- The prosthetic glove must be ordered separately.



Information material

647G445=ALL_INT	Instructions for use 8K22, 8K23
646D1406=EN_MASTER	Portfolio brochure – upper limb

Single-cable system hand

Reference number 8K23

These system hands are suitable for all cable-activated prostheses. They are opened by pulling the cable (active) and close independently with concurrent locking.

Technical data

Article number	for	Side	Size	Inner hand	Weight
8K23=L6 3/4	children	left (L)	6 3/4	8X14=L6 3/4	215 g
8K23=L7 1/4	youths women	left (L)	7 1/4	8X14=L7 1/4	300 g
8K23=L7 3/4	men	left (L)	7 3/4	8X14=L7 3/4	330 g
8K23=L8	men	left (L)	8	8X14=L8	340 g
8K23=R6 3/4	children	right (R)	6 3/4	8X14=R6 3/4	215 g
8K23=R7 1/4	youths women	right (R)	7 1/4	8X14=R7 1/4	300 g
8K23=R7 3/4	men	right (R)	7 3/4	8X14=R7 3/4	330 g
8K23=R8	men	right (R)	8	8X14=R8	340 g

- The prosthetic glove must be ordered separately.



Double-cable system hand

Reference number 8K26

These system hands close by pulling the cable – a subsequent adjustment pull increases the gripping force – and lock in any gripping position (active). Through renewed activation of the cable, the hands are released and open independently (double cable).

Technical data

Article number	for	Side	Size	Weight
8K26=L7 1/4	youths women	left (L)	7 1/4	340 g
8K26=L7 3/4	men	left (L)	7 3/4	370 g
8K26=L8	men	left (L)	8	380 g
8K26=R7 1/4	youths women	right (R)	7 1/4	340 g
8K26=R7 3/4	men	right (R)	7 3/4	370 g
8K26=R8	men	right (R)	8	380 g

- The prosthetic glove must be ordered separately.

Information material

647G446=ALL_INT	Instructions for use 8K26, 8K27
646D1406=EN_MASTER	Portfolio brochure – upper limb



Double-cable system hand

Reference number 8K27

These system hands close by pulling the cable – a subsequent adjustment pull increases the gripping force – and lock in any gripping position (active). Through renewed activation of the cable, the hands are released and open independently (double cable).

Technical data

Article number	for	Side	Size	Weight
8K27=L7 1/4	youths women	left (L)	7 1/4	340 g
8K27=L7 3/4	men	left (L)	7 3/4	370 g
8K27=L8	men	left (L)	8	380 g
8K27=R7 1/4	youths women	right (R)	7 1/4	340 g
8K27=R7 3/4	men	right (R)	7 3/4	370 g
8K27=R8	men	right (R)	8	380 g

- The prosthetic glove must be ordered separately.

Information material

647G446=ALL_INT	Instructions for use 8K26, 8K27
646D1406=EN_MASTER	Portfolio brochure – upper limb

Body-powered

Active system hands: Spare parts and accessories

Accessories/spare parts for terminal devices




System inner hand

Reference number 8X14

System inner hand with support for little finger and ring finger as well as retainer ring (article no. 9S187).

Technical data

Article number	Side	For hand size
8X14=L6 3/4	left (L)	6 3/4
8X14=L7 1/4	left (L)	7 1/4
8X14=L7 3/4	left (L)	7 3/4
8X14=L8	left (L)	8
8X14=R6 3/4	right (R)	6 3/4
8X14=R7 1/4	right (R)	7 1/4
8X14=R7 3/4	right (R)	7 3/4
8X14=R8	right (R)	8




Retainer ring, wide

Reference number 9S187

Wide lock ring. Compatible with the system inner hand (article number 8X14 and 8X18) and in hand sizes 7 1/4, 7 3/4 and 8.

Technical data

Article number	For hand size
9S187=7 1/4	7 1/4
9S187=7 3/4	7 3/4, 8
9S187=8 1/4	8 1/4



Retainer ring, narrow

Reference number 9S15

Retainer ring to secure the system inner hand (article no. 8X14).

Technical data

Article number	For hand size	Diameter
9S15=42	6 3/4	42 mm




Suspension rosette

Reference number 21A8

The suspension rosette is a spare part for the voluntary opening system hands (article no. 8K22, 8K23), for the voluntary closing system hands (article no. 8K26, 8K27) as well as for the FreeWalk orthotic system. It also serves as a spare part for the connection piece for hook (article no. 21A44).

Technical data

Article number	Weight	Contents	Width	Length	Quantity unit
21A8	0,6 g	1 Piece(s)	5 mm	11 mm	Piece



Chassis with threaded stud

Reference number 9S*

With threaded stud

Technical data

Article image	Article number	For hand size	Diameter	Threaded stud
	9S10=40	6 3/4	40 mm	M12X1,5
	9S166=44-N	7 1/4	44 mm	M12X1,5
	9S166=48-N	7 3/4 - 8	48 mm	M12X1,5
	9S52=40	6 3/4	40 mm	1/2"-20
	9S185=44-N	7 1/4	44 mm	1/2"-20
	9S185=48-N	7 3/4 - 8	48 mm	1/2"-20



Finger and thumb tip

Reference number 9S6

Finger and thumb cover compatible with hand sizes 6 3/4, 7 1/4, 7 3/4 and 8.

Technical data

Article number	For hand size
9S6	6 3/4, 7 1/4, 7 3/4 und 8



Lamination ring

Reference number 9E94

Lamination ring available for hand sizes 6 3/4, 7 1/4, 7 3/4 and 8.

Technical data

Article number	Diameter	For hand size
9E94=44	44 mm	6 3/4
9E94=50	50 mm	7 1/4 - 8

Body-powered

Active system hands: Spare parts and accessories



Chassis

Reference number 9S96

Chassis for overlong forearm and wrist disarticulation residual limbs. Compatible with the 9E94 lamination ring.

Technical data

Article number	Diameter	For hand size
9S96=40	40 mm	6 3/4




Chassis

Reference number 9S184

Chassis for overlong forearm and wrist disarticulation residual limbs. Compatible with the 9E94 lamination ring.

Technical data

Article number	Diameter	For hand size
9S184=44-N	44 mm	7 1/4
9S184=48-N	48 mm	7 3/4 - 8



Grub screw

Reference number 506G4

Set screw for chassis. Four set screws are required per chassis.

Technical data

Article number
506G4=M4X5
506G4=M3X5



Flange button head socket screw

Reference number 501T52

The flange button head screw is used to bolt the chassis to the base plate of the system hand (all sizes). Two pieces are required.

Technical data

Article number	Length	Thread	Quantity unit
501T52=M3X6	6	M3	Pair
501T52=M3X8	8	M3	Pair



Rubber band

Reference number 10Y13

Spare part for the 10A25 and 10A37 cable-activated hooks.

Technical data

Article number	User group	Width	Length
10Y13	children youths	14 mm	25 mm



Suspension rosette

Reference number 21A8

The suspension rosette is a spare part for the voluntary opening system hands (article no. 8K22, 8K23), for the voluntary closing system hands (article no. 8K26, 8K27) as well as for the FreeWalk orthotic system. It also serves as a spare part for the connection piece for hook (article no. 21A44).

Technical data

Article number	Weight	Contents	Width	Length	Quantity unit
21A8	0,6 g	1 Piece(s)	5 mm	11 mm	Piece




Connection piece screw

Reference number 21A9

The screw is a spare part for the 21A13=3 connection piece for cable-activated hooks.

Technical data

Article number	Diameter	Contents	Length	Weight
21A9	2,25 mm	1 Piece(s)	12 mm	0,9 g



Spacer washer

Reference number 21A10


The spacer washer is a spare part for the 21A13=3 connection piece for cable-activated hooks.

Technical data

Article number	Diameter	Contents	Weight	Quantity unit
21A10	5,85 mm	1 Piece(s)	0,1 g	Piece

Body-powered

Active system hands: Spare parts and accessories




Connection piece for cable-activated hook

Reference number 21A13

Connection piece for cable-activated hooks with 21A9 connection piece screw and 21A10 spacer washer or with 10Y31=1 ball-shaft adapter. Material: perlon cable.

Technical data

Article number	for
21A13=1	Ottobock cable-activated hooks
21A13=2	Ottobock cable-activated hooks
21A13=3	Ottobock 10A11, 10A12, 10A60 cable-activated hooks in combination with the 21A35 / 21A36 body harnesses
21A13=4	Ottobock 10A71 and 10A81 cable-activated hooks in combination with the 21A35 / 21A36 body harnesses



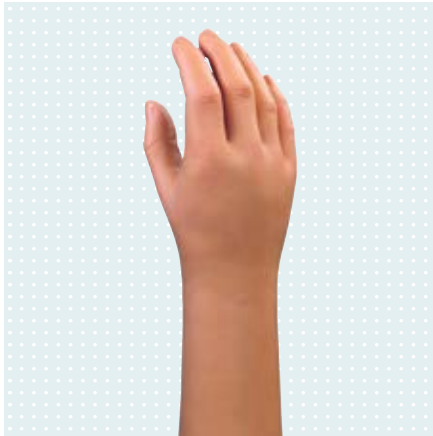
Connection piece for cable-activated hook

Reference number 21A44

Connection piece for hook with suspension rosette.

Technical data

Article number	Accessory for
21A44	10A37=L1/2"-20 10A37=R1/2"-20 10A37=LM12X1.5 10A37=RM12X1.5 10A12=L1/2"-20 10A12=R1/2"-20 10A12=LM12X1.5 10A12=RM12X1.5 10A18=LM12X1.5 10A18=RM12X1.5



Prosthetic glove for children

Reference number 8S6

The prosthetic glove for children features a natural appearance, durability and flexibility.

Technical data

Article number	Side	For hand size	Sleeve length
8S6=170X65L	left (L)	6 3/4	300 mm
8S6=170X65R	right (R)	6 3/4	300 mm

- Available in 18 different shades. When ordering, please add the colour sample set according to the 646M3 colour swatches to the end of the article number.

Information material

647G468=ALL_INT	Instructions for use (qualified personnel) 8S4=*, 8S5=*, 8S6=*, 8S11=*, 8S12=*, 8S13=*, 8S20=*
-----------------	--



Skin Natural prosthetic glove for children

Reference number 8S6N

The Skin Natural prosthetic glove for children features a natural appearance, durability and flexibility.

Technical data

Article number	Side	For hand size	Sleeve length
8S6N=170X65L	left (L)	6 3/4	300 mm
8S6N=170X65R	right (R)	6 3/4	300 mm


- The entire Skin Natural colour palette is produced with seven colours. The colour sample set (article no. 646M47) helps with determining the right colour.

Information material

647G571=ALL_INT	Instructions for use (qualified personnel) 8S4N=*, 8S5N=*, 8S6N=*, 8S11N=*, 8S12N=*, 8S13N=*, 8S20N=* Prothesenhandschuh
647H895=ALL_INT	Instructions for use (patient) 8S4N=*, 8S5N=*, 8S6N=*, 8S11N=*, 8S12N=*, 8S13N=*, 8S20N=*

Body-powered

Active system hands: Prosthetic gloves



Prosthetic glove for adolescents

Reference number 8S4

The prosthetic glove for men features a natural appearance, durability and flexibility.

Technical data

Article number	Side	For hand size	Sleeve length
8S4=190X76L	left (L)	7 1/4	215 mm
8S4=190X76R	right (R)	7 1/4	215 mm

- Available in 18 different shades. When ordering, please add the colour sample set according to the 646M3 colour swatches to the end of the article number.

Information material

647G468=ALL_INT Instructions for use (qualified personnel) | 8S4=*, 8S5=*, 8S6=*, 8S11=*, 8S12=*, 8S13=*, 8S20=*

647H1258=ALL_INT Instructions for use (user) | 8S4, 8S5, 8S6, 8S11, 8S12, 8S13, 8S20



Skin Natural prosthetic glove for adolescents

Reference number 8S4N

The Skin Natural prosthetic glove for men features a highly natural appearance and improved cleaning characteristics in particular.

Technical data


Article number	Side	For hand size	Sleeve length
8S4N=190X76L	left (L)	7 1/4	215 mm
8S4N=190X76R	right (R)	7 1/4	215 mm

- The entire Skin Natural colour palette is produced with seven colours. The colour sample set (article no. 646M47) helps with determining the right colour.

Information material

647H895=ALL_INT Instructions for use (patient) | 8S4N=*, 8S5N=*, 8S6N=*, 8S11N=*, 8S12N=*, 8S13N=*, 8S20N=*

647G571=ALL_INT Instructions for use (qualified personnel) | 8S4N=*, 8S5N=*, 8S6N=*, 8S11N=*, 8S12N=*, 8S13N=*, 8S20N=* Prothesenhandschuh



Prosthetic glove for men

Reference number 8S4

The prosthetic glove for men features a natural appearance, durability and flexibility.


Technical data

Article number	Side	For hand size	Sleeve length
8S4=220X80L	left (L)	8	225 mm
8S4=220X80R	right (R)	8	225 mm

- Available in 18 different shades. When ordering, please add the colour sample set according to the 646M3 colour swatches to the end of the article number.

Information material

647G468=ALL_INT	Instructions for use (qualified personnel) 8S4=*, 8S5=*, 8S6=*, 8S11=*, 8S12=*, 8S13=*, 8S20=*
647H1258=ALL_INT	Instructions for use (user) 8S4, 8S5, 8S6, 8S11, 8S12, 8S13, 8S20



Skin Natural prosthetic glove for men

Reference number 8S4N

The Skin Natural prosthetic glove for men features a highly natural appearance and improved cleaning characteristics in particular.

Technical data

Article number	Side	For hand size	Sleeve length
8S4N=220X80L	left (L)	8	225 mm
8S4N=220X80R	right (R)	8	225 mm

- The entire Skin Natural colour palette is produced with seven colours. The colour sample set (article no. 646M47) helps with determining the right colour.

Information material

647G571=ALL_INT	Instructions for use (qualified personnel) 8S4N=*, 8S5N=*, 8S6N=*, 8S11N=*, 8S12N=*, 8S13N=*, 8S20N=* Prothesenhand-schuh
647H895=ALL_INT	Instructions for use (patient) 8S4N=*, 8S5N=*, 8S6N=*, 8S11N=*, 8S12N=*, 8S13N=*, 8S20N=*

Body-powered

Active system hands: Prosthetic gloves



Prosthetic glove for adolescents and men

Reference number 8S11

Made of robust PVC material, the prosthetic glove for adolescents and men features a natural appearance and flexibility. It protects the MyoBock hand against environmental influences such as dust, dirt and moisture.

Technical data

Article number	Side	For hand size	Sleeve length
8S11=210X78L	left (L)	7 3/4	320 mm
8S11=210X78R	right (R)	7 3/4	320 mm

- Available in 18 different shades. When ordering, please add the colour sample set according to the 646M3 colour swatches to the end of the article number.

Information material

647G468=ALL_INT Instructions for use (qualified personnel) | 8S4=*, 8S5=*, 8S6=*, 8S11=*, 8S12=*, 8S13=*, 8S20=*

647H1258=ALL_INT Instructions for use (user) | 8S4, 8S5, 8S6, 8S11, 8S12, 8S13, 8S20



Skin Natural prosthetic glove for men and adolescents

Reference number 8S11N

The Skin Natural prosthetic glove for adolescents and men features a highly natural appearance and improved cleaning characteristics in particular.

Technical data

Article number	Side	For hand size	Sleeve length
8S11N=210X78L	left (L)	7 3/4	320 mm
8S11N=210X78R	right (R)	7 3/4	320 mm

- The entire Skin Natural colour palette is produced with seven colours. The colour sample set (article no. 646M47) helps with determining the right colour.

Information material

647G571=ALL_INT Instructions for use (qualified personnel) | 8S4N=*, 8S5N=*, 8S6N=*, 8S11N=*, 8S12N=*, 8S13N=*, 8S20N=* Prothesehandschuh

647H895=ALL_INT Instructions for use (patient) | 8S4N=*, 8S5N=*, 8S6N=*, 8S11N=*, 8S12N=*, 8S13N=*, 8S20N=*



Prosthetic glove for women

Reference number 8S5

The prosthetic glove for women features a natural appearance, durability and flexibility.

Technical data

Article number	Side	For hand size	Sleeve length
8S5=195X78L	left (L)	7 1/4	340 mm
8S5=195X78R	right (R)	7 1/4	340 mm

- Available in 18 different shades. When ordering, please add the colour sample set according to the 646M3 colour swatches to the end of the article number.

Information material

647G468=ALL_INT	Instructions for use (qualified personnel) 8S4=*, 8S5=*, 8S6=*, 8S11=*, 8S12=*, 8S13=*, 8S20=*
647H1258=ALL_INT	Instructions for use (user) 8S4, 8S5, 8S6, 8S11, 8S12, 8S13, 8S20



Skin Natural prosthetic glove for women

Reference number 8S5N

The Skin Natural prosthetic glove for women features a natural appearance, durability and flexibility.

Technical data

Article number	Side	For hand size	Sleeve length
8S5N=195X78L	left (L)	7 1/4	340 mm
8S5N=195X78R	right (R)	7 1/4	340 mm

- The entire Skin Natural colour palette is produced with seven colours. The colour sample set (article no. 646M47) helps with determining the right colour.

Information material

647G571=ALL_INT	Instructions for use (qualified personnel) 8S4N=*, 8S5N=*, 8S6N=*, 8S11N=*, 8S12N=*, 8S13N=*, 8S20N=* Prothesenhand-schuh
647H895=ALL_INT	Instructions for use (patient) 8S4N=*, 8S5N=*, 8S6N=*, 8S11N=*, 8S12N=*, 8S13N=*, 8S20N=*

Body-powered

Wrist joints and accessories



Ottobock wrist joint

Reference number 10V18

Ottobock wrist joint with interior thread and cylindrical lamination ring. Thread: M12X1.5.

Technical data

Article number	for	Wrist connection Ø	Width	Overall length	Thread	Weight
10V18=34	children	34 mm	34 mm	25 mm	M12X1,5	35 g
10V18=40	youths	40 mm	40 mm	29 mm	M12X1,5	50 g
10V18=45	adults	45 mm	45 mm	31 mm	M12x1.5	55 g
10V18=50	adults	50 mm	50 mm	31 mm	M12x1.5	65 g

Information material

647G453=ALL_INT

Instructions for use (qualified personnel) for wrist joint and ball wrist joint



Ottobock friction wrist unit

Reference number 10V36

Ottobock wrist joint with interior thread and cylindrical lamination ring. Thread: 1/2"-20.

Technical data

Article number	for	Wrist connection Ø	Thread	Overall length	Weight
10V36=34	children	34 mm	1/2"-20	25 mm	35 g
10V36=45	adults	45 mm	1/2"-20	31 mm	55 g
10V36=50	adults	50 mm	1/2"-20	31 mm	65 g

Information material

647G453=ALL_INT

Instructions for use (qualified personnel) for wrist joint and ball wrist joint

Accessories/spare parts for 10V18, 10V36



Cylindrical lamination ring

Reference number 11D20

The lamination ring is a spare part for Ottobock wrist joints. It is available in various outer diameters between 28 and 50 mm.

Technical data

Article number	Spare part for	for	Outside Ø
11D20=34	10V18=34	children	34 mm
11D20=40	10V18=40	youths	40 mm
11D20=45	10V18=45 10V36=45	adults	45 mm
11D20=50	10V18=50 10V36=50	adults	50 mm




Rubber friction ring

Reference number 11D27

Spare part for the Ottobock 10V18 and 10V36 wrist joints.

Technical data

Article number	For lamination ring Ø	Diameter
11D27=25	28 mm	25 mm
11D27=32	34, 40, 45, 50 mm	32 mm



Oval head screw (sheet metal screw)

Reference number 501S40

Oval head screw as spare part for the 11D20 cylindrical lamination ring of the 10V18, 10V32, 10V34 and 10V36 wrist joints.

Technical data

Article number	For lamination ring Ø
501S40=3.5X9.5	28, 34 mm
501S40=3.5X13	40, 45, 50 mm



Ball ratchet wrist joint

Reference number 10V8

The ball ratchet wrist with lock lever is used to connect a hand or a hook to a 10A43 attachment plate with stud. The joint body has a diameter of 50 mm.

Technical data

Article number	Diameter	Weight	Overall length
10V8	50 mm	118 g	25 mm



Ball ratchet wrist, short

Reference number 10V30

The short ball ratchet wrist with lock lever can be used for prostheses for long forearm residual limbs. The joint body has a diameter of 50 mm.

Technical data

Article number	Diameter	Weight	Overall length
10V30	50 mm	96 g	19 mm

Body-powered

Wrist joints and accessories



Standard connector

Reference number 10V15

Standard connector for accommodating terminal devices with a standard stud (diameter: 13 mm) and for connecting to ball ratchet or ratchetless wrist joints. With attachment plate and stud.

Technical data

Article number	Accessory for	Diameter	Weight	Overall length
10V15	10V8	13 mm	63 g	52 mm



Wrist lock with standard connector

Reference number 11S33

Quick-disconnect wrist unit with standard connector for accommodating terminal devices with a standard stud (diameter: 13 mm) and for attachment to the Ottobock system wrist joint.

Technical data

Article number	Outside Ø
11S33=40	40 mm
11S33=44	44 mm
11S33=48	48 mm



Attachment plate with stud

Reference number 10A43

Attachment plate with stud to connect a cable-activated hook or a system hand to the 10V8 wrist joint. Made of stainless steel with a diameter of 50 mm and an interior thread.

Technical data

Article number	Accessory for	for	Diameter	Interior thread
10A43=1/2"-20	10V8	adults elderly	50 mm	1/2"-20
10A43=M12X1.5	10V8	adults elderly	50 mm	M12X1,5



Attachment plate with short stud

Reference number 10A56

Attachment plate with short stud to connect a cable-activated hook or a system hand to the 10V30 wrist joint. Made of stainless steel with a diameter of 50 mm and an interior thread.

Technical data

Article number	Accessory for	for	Diameter	Interior thread	Material
10A56=M12X1.5	10V30	adults elderly	50 mm	M12X1,5	Stainless steel
10A56=1/2"-20	10V30	adults elderly	50 mm	1/2"-20	Stainless steel



MovoWrist flex

Reference number 10V39

Flexion wrist for connection to the endoskeletal adapter.

Technical data

Article number	for	Overall length	Wrist connection Ø	Extension (rotation)	Flexion (rotation)	Weight
10V39=45	adults elderly	33 mm	45 mm	15°	45°	110 g
10V39=50	adults elderly	33 mm	50 mm	15°	45°	130 g

- Stainless steel adapter (article no. 10A30), can be ordered for connection to the MovoWrist Flex.
- Lamination ring (article no. 11D1) can be ordered separately.

Information material

647G375=ALL_INT

MovoWrist Flex IFU
(qualified personnel)

Accessories/spare parts for 10V39



Adapter

Reference number 10A30

For connecting a terminal device to a MovoWrist Flex

Technical data

Article number	Accessory for	for	Weight
10A30=M12X1.5	10V39=45 10V39=50	adults elderly	20 g
10A30=1/2"-20	10V39=45 10V39=50	adults elderly	20 g



Laminationring

Reference number 11D1

Lamination ring for MovoWrist Flex wrist joint. Please note the correct diameter of the joint when placing your order.

Technical data

Article number	Spare part for	Diameter
11D1=45	10V39=45	45 mm
11D1=50	10V39=50	50 mm

Body-powered

Elbow components and accessories



ErgoArm®

Reference number 12K41

The ErgoArm is a mechanical elbow component for passive and cable-controlled prostheses and has an internal ratchetless lock which can be operated with the lock cable, even under load. With slip-stop function for controlled lowering of the forearm as well as upper arm rotation joint (humeral rotation feature) with adjustable friction.

Technical data

Article number	Length	Circumference	Upper arm connection Ø	For lamination ring Ø	For hand size	Colour
12K41=45	305 mm	250 mm	70 mm	45 mm	6 3/4 – 7 1/4	4 Skin colour
12K41=50	305 mm	250 mm	70 mm	50 mm	7 3/4 – 8 1/4	4 Skin colour
12K41=50-1	305 mm	250 mm	70 mm	50 mm	7 3/4 – 8 1/4	11 Skin colour
12K41=50-2	305 mm	250 mm	70 mm	50 mm	7 3/4 – 8 1/4	15 Skin colour

Information material

647G1599=ALL_INT	Instruction documents for technicians/qualified personnel in accordance with MDD
646D626=EN	Brochure for technicians – elbow joints
646D1437=EN_MASTER	Product brief – ErgoArm product range
646D1545=EN_MASTER	Selection aid ErgoArm product range

- Please note that the -1 and -2 variants are fabricated only after receipt of an order. As a result, longer delivery times are to be expected.
- The colours roughly correspond to the glove colours according to the colour sample set (article no. 646M3).



ErgoArm® plus

Reference number 12K42

The ErgoArm plus is a mechanical elbow component for passive and cable-controlled prostheses and has an internal ratchetless lock which can be operated with the lock cable, even under load. It comes with the slip-stop function for controlled lowering of the forearm as well as the flexion aid (AFB).

Technical data

Article number	Length	Circumference	Upper arm connection Ø	For lamination ring Ø	For hand size	Colour
12K42=45	305 mm	250 mm	70 mm	45 mm	6 3/4 – 7 1/4	4 Skin colour
12K42=45-7	305 mm	250 mm	70 mm	45 mm	6 3/4 – 7 1/4	7 Black
12K42=50	305 mm	250 mm	70 mm	50 mm	7 3/4 – 8 1/4	4 Skin colour
12K42=50-1	305 mm	250 mm	70 mm	50 mm	7 3/4 – 8 1/4	11 Skin colour
12K42=50-2	305 mm	250 mm	70 mm	50 mm	7 3/4 – 8 1/4	15 Skin colour
12K42=50-7	305 mm	250 mm	70 mm	50 mm	7 3/4 – 8 1/4	7 Black

Information material

647G1599=ALL_INT	Instruction documents for technicians/qualified personnel in accordance with MDD
------------------	--

- Please note that the -1 and -2 variants are fabricated only after receipt of an order. As a result, longer delivery times are to be expected.
- The colours roughly correspond to the glove colours according to the colour sample set (article no. 646M3).

Accessories/spare parts for 12K41, 12K42




Elbow joint

Reference number 12A13

Spare part for the ErgoArm elbow joints (article no. 12K41, 12K42, 12K44, 12K50) and the AxonArm Ergo (article no. 12K501).

Technical data

Article number	Colour
12A13	4 Skin colour
12A13-1	11 Skin colour
12A13-2	15 Skin colour




Forearm

Reference number 12K48

The forearm is suitable for the ErgoArm plus (article no. 12K42), ErgoArm Hybrid plus (article no. 12K44) and ErgoArm Electronic plus (article no. 12K50).

Technical data

Article number	Length	Diameter	Colour	Material
12K48=45	305 mm	45 mm	4 Skin colour	Plastic
12K48=50	305 mm	50 mm	4 Skin colour	Plastic
12K48=45-1	305 mm	45 mm	11 Skin colour	Plastic
12K48=45-2	305 mm	45 mm	15 Skin colour	Plastic
12K48=50-1	305 mm	50 mm	11 Skin colour	Plastic
12K48=50-2	305 mm	50 mm	15 Skin colour	Plastic



Forearm

Reference number 12K49

The forearm is compatible with the ErgoArm (article no. 12K41).

Technical data

Article number	Length	Wrist connection Ø	For hand size	Colour	Material
12K49=45	305 mm	45 mm	6 3/4 - 7 1/4	4 Skin colour	Plastic
12K49=50	305 mm	50 mm	7 3/4 - 8 1/4	4 Skin colour	Plastic
12K49=50-2	305 mm	50 mm	7 3/4 - 8 1/4	15 Skin colour	Plastic



Clamp plate

Reference number 13G68

The clamp plate is a spare part for the following elbow joints: ErgoArm (article no. 12K41, 12K42, 12K44, 12K50) and AxonArm Ergo (article no. 12K501).

Technical data

Article number	for	Colour
13G68	12K41=* ErgoArm 12K42=* ErgoArm plus	4 Skin colour

Body-powered

Elbow components and accessories



Lamination ring

Reference number 13Z47

The lamination ring is a spare part for the elbow joints of the ErgoArm product range (article no. 12K41, 12K42, 12K44 and 12K50), the DynamicArm product range (article no. 12K100N, 12K110N) and the AxonArm Ergo (article no. 12K501).

Technical data

Article number	for
13Z47	12K41 / 12K42 / 12K44 / 12K50 / 12K100N / 12K110N / 12K500 / 12K501 elbow joints.



Ball Cap

Reference number 13Z48

The plastic cap is a spare part for the elbow ball of the elbow joints in the ErgoArm product range (article no. 12K41, 12K42, 12K44 and 12K50), the DynamicArm product range (article no. 12K100N, 12K110N) and the AxonArm Ergo (article no. 12K501).

Technical data

Article number	for	Colour
13Z48	12K41 / 12K42 / 12K44 / 12K50 / 12K100N / 12K110N / 12K500 / 12K501 elbow joints	4 Skin colour
13Z48-1	12K41 / 12K42 / 12K44 / 12K50 / 12K100N / 12K110N / 12K500 / 12K501 elbow joints	11 Skin colour
13Z48-2	12K41 / 12K42 / 12K44 / 12K50 / 12K100N / 12K110N / 12K500 / 12K501 elbow joints	15 Skin colour



Thread segment

Reference number 13Z50

The thread segment is a spare part for the elbow joints of the ErgoArm product range (article no. 12K41, 12K42, 12K44 and 12K50), the DynamicArm product range (article no. 12K100N, 12K110N) and the AxonArm Ergo (article no. 12K501).

Technical data

Article number	for	Colour
13Z50	12K41 / 12K42 / 12K44 / 12K50 / 12K100N / 12K110N / 12K500 / 12K501 elbow joints	4 Skin colour
13Z50-1	12K41 / 12K42 / 12K44 / 12K50 / 12K100N / 12K110N / 12K500 / 12K501 elbow joints	11 Skin colour
13Z50-2	12K41 / 12K42 / 12K44 / 12K50 / 12K100N / 12K110N / 12K500 / 12K501 elbow joints	15 Skin colour
13Z50-7	12K41 / 12K42 / 12K44 / 12K50 / 12K100N / 12K110N / 12K500 / 12K501 elbow joints	7 Black



Hole covering

Reference number 13Z51

The hole covering is a spare part for the elbow joints of the ErgoArm product range (article no. 12K41, 12K42, 12K44 and 12K50).

Technical data

Article number	for	Colour
13Z51	12K41 / 12K42 / 12K44 / 12K50 ErgoArm	4 Skin colour
13Z51-1	12K41 / 12K42 / 12K44 / 12K50 ErgoArm	11 Skin colour
13Z51-2	12K41 / 12K42 / 12K44 / 12K50 ErgoArm	15 Skin colour




Spring telescope

Reference number 13Z52

The spring telescope is a spare part for the elbow joints of the Ergo Arm product range (article no. 12K41, 12K42, 12K44 and 12K50), the DynamicArm product range (article no. 12K100N, 12K110N) and for the AxonArm Ergo (article no. 12K501).

Technical data

Article number	for
13Z52	12K41 / 12K42 / 12K44 / 12K50 / 12K100N / 12K110N / 12K500 / 12K501 elbow joints



Switch cable

Reference number 13Z53

The switch cable is a spare part for the elbow joints of the ErgoArm product range (article no. 12K41, 12K42, 12K44 and 12K50), the DynamicArm product range (article no. 12K100N, 12K110N) and the AxonArm Ergo (article no. 12K501).

Technical data

Article number	for
13Z53	12K41 / 12K42 / 12K44 / 12K50 / 12K100N / 12K110N / 12K500 / 12K501 elbow joints



Lamination protection cover

Reference number 13Z55

The lamination cover is a spare part for the ErgoArm (article no. 12K41) and ErgoArm plus (article no. 12K42) elbow joints.

Technical data

Article number	for	Colour
13Z55	ErgoArm 12K41 / 12K42	4 Skin colour



Tongue Cap

Reference number 13Z56

The bracket cover is a spare part for the elbow joints of the ErgoArm product range (article no. 12K41, 12K42, 12K44 and 12K50), the DynamicArm product range (article no. 12K100N, 12K110N) and the AxonArm Ergo (article no. 12K501).

Technical data

Article number	for	Colour
13Z56	12K41 / 12K42 / 12K44 / 12K50 / 12K100N / 12K110N / 12K500 / 12K501 elbow joints	4 Skin colour
13Z56-1	12K41 / 12K42 / 12K44 / 12K50 / 12K100N / 12K110N / 12K500 / 12K501 elbow joints	11 Skin colour
13Z56-2	12K41 / 12K42 / 12K44 / 12K50 / 12K100N / 12K110N / 12K500 / 12K501 elbow joints	15 Skin colour
13Z56-7	12K41 / 12K42 / 12K44 / 12K50 / 12K100N / 12K110N / 12K500 / 12K501 elbow joints	

Body-powered

Elbow components and accessories



Pressure piece

Reference number 13Z57

The pressure piece is a spare part for the elbow joints of the ErgoArm product range (article no. 12K41, 12K42, 12K44 and 12K50), the DynamicArm product range (article no. 12K100N, 12K110N) and the AxonArm Ergo (article no. 12K501).

Technical data

Article number	for	Colour
13Z57	12K41 / 12K42 / 12K44 / 12K50 / 12K100N / 12K110N / 12K500 / 12K501 elbow joints.	4 Skin colour
13Z57-2	12K41 / 12K42 / 12K44 / 12K50 / 12K100N / 12K110N / 12K500 / 12K501 elbow joints.	15 Skin colour
13Z57-1	12K41 / 12K42 / 12K44 / 12K50 / 12K100N / 12K110N / 12K500 / 12K501 elbow joints.	11 Skin colour



Eccentric

Reference number 13Z58

The eccentric is a spare part for the elbow joints of the ErgoArm product range (article no. 12K41, 12K42, 12K44 and 12K50), the DynamicArm product range (article no. 12K100N, 12K110N) and the AxonArm Ergo (article no. 12K501).

Technical data

Article number	for	Colour
13Z58	12K41 / 12K42 / 12K44 / 12K50 / 12K100N / 12K110N / 12K500 / 12K501 elbow joints	4 Skin colour
13Z58-1	12K41 / 12K42 / 12K44 / 12K50 / 12K100N / 12K110N / 12K500 / 12K501 elbow joints	11 Skin colour
13Z58-2	12K41 / 12K42 / 12K44 / 12K50 / 12K100N / 12K110N / 12K500 / 12K501 elbow joints	15 Skin colour



Flat head screw

Reference number 501S84

The 501S84=M4X20 countersunk head screw is a spare part for the ErgoArm elbow components.

Technical data

Article number	Quantity unit
501S84=M4x20	Piece




Countersunk head screw

Reference number 501S101

The 501S101=M4X12 Phillips countersunk head screw is a spare part for the ErgoArm elbow components.

Technical data

Article number
501S101=M4x12




O-Ring

Reference number 627F13

This is a spare part for the 21Y21 ClickValve. The O-ring is an accessory or spare part for the MyolinoWrist 2000 ball wrist joint (article no. 10V51).

Technical data

Article number
627F13=60X2.5




Alignment aid for ErgoArm

Reference number 743A23

The alignment and foaming aid allows the alignment of an interim prosthesis for functional training in the rehabilitation phase.

Technical data

Article number	for
743A23	Alignment of an interim prosthesis with ErgoArm elbow joint for functional training in the rehabilitation phase



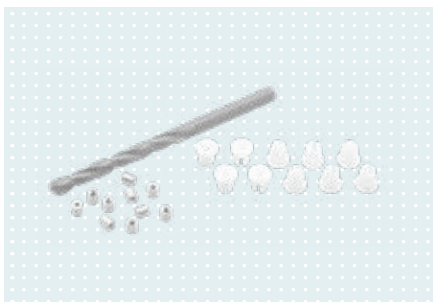
Alignment tool for DynamicArm

Reference number 743A27

Alignment and foaming aid allows the alignment of an interim prosthesis for functional training in the rehabilitation phase.

Technical data

Article number	for
743A27	DynamicArm and ErgoArm



Clamp stopple set

Reference number 21A207

The set allows for the connection of a 12K48=* or 12K49=* ErgoArm forearm to the flexion cable of a 21A35=* triple-control above-elbow harness.

Technical data

Article number	for	Scope of delivery
21A207	Connecting an ErgoArm forearm (article no. 12K48=* or 12K49=*) to the flexion cable of the triple-control upper arm harness (article no. 21A35=*).	- Clamp stopple, 10 pcs. - Threaded nut, short, 10 pcs. - Twist drill, diameter: 5.5 mm, 1 pc.

Body-powered

Elbow components and accessories



Elbow component

Reference number 12K5

The elbow component with upper arm rotation joint (humeral rotation feature), an elbow ball made of beige plastic and a plastic forearm has a manual elbow lock with 13 locking positions at increments of about 8° each.

Technical data

Article number	Length	Circumference	For hand size	Upper arm connection Ø	For lamination ring Ø	Colour
12K5=45	270 mm	245 mm	6 3/4 – 7 1/4	67 mm	45 mm	4 Skin colour
12K5=50	270 mm	245 mm	7 3/4 – 8 1/4	67 mm	50 mm	4 Skin colour

Information material

647G469=ALL_INT Instructions for use – 12K19, 12K5, 12K20



Elbow component

Reference number 12K20

The elbow component with upper arm rotation joint (humeral rotation feature) and a dark brown plastic forearm has a manual elbow lock with 13 locking positions at increments of about 8° each. It has an opening for the 9E185=50-1 extension cable.

Technical data

Article number	Length	Circumference	For hand size	Upper arm connection Ø	For lamination ring Ø	Colour
12K20=45	270 mm	245 mm	6 3/4 – 7 1/4	67 mm	45 mm	15 Skin colour
12K20=50	270 mm	245 mm	7 3/4 – 8 1/4	67 mm	50 mm	15 Skin colour

Information material

647G469=ALL_INT Instructions for use – 12K19, 12K5, 12K20

Accessories/spare parts for 12K5, 12K20



Lamination ring

Reference number 13G8

Lamination ring for use with the elbow components with passive lock (article no. 12K5 and 12K20) and the transhumeral modular kit (article no. 12R6).

Technical data

Article number	Spare part for	for	Outside Ø
13G8=67	12K5 12K20	children youths	67 mm



Elbow component for children

Reference number 12K19

The elbow component for children features a manual elbow lock and an upper arm rotation joint with lamination ring. The corresponding elbow ball is made of beige plastic. The wrist connection has a diameter of 40 mm. The elbow joint is suitable for prostheses in combination with the Electric Hand 2000.

Technical data

Article number	Upper arm connection Ø	Wrist connection Ø	For hand size
12K19=40	54 mm	40 mm	6 3/4

Information material

647G469=ALL_INT	Instructions for use – 12K19, 12K5, 12K20
-----------------	--

Accessories/spare parts for 12K19



Lamination ring

Reference number 13G8

Lamination ring for use with elbow components for children (article no. 12K19=40).

Technical data

Article number	Spare part for	for	Outside Ø
13G8=54	12K19	children youths	54 mm

Body-powered

Elbow components and accessories



MovolineArm Friction

Reference number 12K12

The MovolinoArm Friction elbow joint is suitable for right and left side prostheses in children aged three to five years. It is compatible with body-powered and myoelectric arm prostheses. The elbow has one friction setting for humeral rotation and one for flexion or extension of the forearm.

Technical data

Article number	Upper arm connection Ø	Wrist connection Ø	For hand size
12K12	43.5 mm	34 mm	5, 5 1/2, 6, 6 1/2

- Please note that one or two more electrode cables (article no. 13E129=G100) are required.
- Please note that only the MyoEnergy Integral batteries (article no. 757B35=0 and 757B35=1) can be used with the MovolinoArm Friction.

Information material

647G570=ALL_INT	Instructions for use (qualified personnel) for MovolinoArm Friction
-----------------	---

Accessories/spare parts for 12K12



Wrist joint lamination ring

Reference number 11D12

The wrist joint lamination ring is used for the connection with the Electric Hand 2000. It consists of a copper friction ring, O-rings and a protective cover and is suitable for the MovolinoArm Friction elbow component.

Technical data

Article number	Accessory for	for	Outside Ø	For lamination ring Ø
11D12=34	12K12	children	38 mm	34 mm



Lamination ring set

Reference number 13G21

Lamination ring set for the MovolinoArm Friction (article no. 12K12). The set consists of a lamination ring with lamination dummies and an O-ring.

Technical data

Article number	Spare part for	for	Outside Ø
13G21	12K12	children	43,5 mm




Wood hand adapter

Reference number 10A40

The wood hand adapter has a plastic threaded stud (article no. M12X1.5) and is used to connect a passive inner hand to a forearm socket or elbow component. The diameter of the hand adapter is 60 mm, and modification to reduce that is possible.

Technical data

Article number	for	for	Outside Ø	Thread	Overall length
10A40	Passive inner hands	children youths adults elderly	60 mm	M12x1.5	38 mm



Ottobock wrist joint

Reference number 10V18

Ottobock wrist joint with interior thread and cylindrical lamination ring. Thread: M12X1.5.

Technical data

Article number	for	Wrist connection Ø	Width	Overall length	Thread	Weight
10V18=34	children	34 mm	34 mm	25 mm	M12X1,5	35 g
10V18=40	youths	40 mm	40 mm	29 mm	M12X1,5	50 g
10V18=45	adults	45 mm	45 mm	31 mm	M12x1.5	55 g
10V18=50	adults	50 mm	50 mm	31 mm	M12x1.5	65 g

Body-powered

Elbow components and accessories

Accessories/spare parts for Elbow components



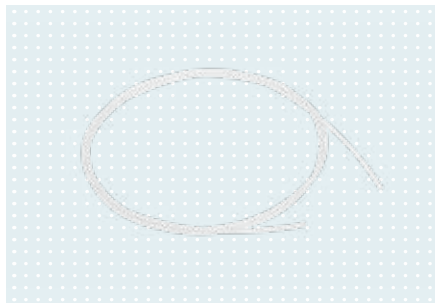
Adapter

Reference number 13Z68

The adapter is used for the assembly of a 12K50 Ottobock elbow component on a Hosmer lamination ring.

Technical data

Article number	for
13Z68	Assembly of an Ottobock elbow component on a Hosmer lamination ring




Perlon cable

Reference number 21A18

The perlon cable has a diameter of 2 mm.

Technical data

Article number	Diameter	Length	Order unit
21A18=2X1	2 mm	1 m	linear metres
21A18=2X5	2 mm	5 m	linear metres
21A18=2X10	2 mm	10 m	linear metres
21A18=2X25	2 mm	25 m	linear metres



Extension cable

Reference number 9E185

Extension cable to extend the hand cable of the System Electric Hand (article no. 8E39, 8E41 and 8E44) or the System Electric Greifer (article no. 8E34) and connection to the battery receptacle (article no. 757Z185=2 and 757Z191=2).

Technical data

Article number	Length
9E185=30	300 mm
9E185=40	400 mm
9E185=50	500 mm
9E185=50-1	500 mm



IntoLiner

Reference number 14Y3

The IntoLiner Acclimate, together with a custom fabricated frame socket, forms the connection between the residual limb and the arm prosthesis. It enhances the comfort of the upper limb prosthesis with its temperature equalising, breathable properties.

Technical data

Article number	Length	Circumference 1	Circumference 2
14Y3=140	290 mm	140 mm	160 mm
14Y3=160	290 mm	160 mm	205 mm
14Y3=180	290 mm	205 mm	200 mm
14Y3=200	290 mm	200 mm	220 mm
14Y3=220	290 mm	220 mm	240 mm

Information material

647G772=ALL_INT

Instructions for use – 14Y3
IntoLiner Acclimate

- For correct size selection, measure the circumference 3 cm proximal from the end of the residual limb. Subtract 1 to 2 cm from the measured circumference according to the soft tissue situation.



Skeo Up

Reference number 14Y5

Robust and featuring a new design, the liner is intended for a residual limb socket up to a length of 100 mm in the area of the upper arm/forearm. Its special outer coating makes it easier to put on and take off. Thanks to the roughened inner contour, it offers a high level of wearer comfort.

Technical data

Article number	Length	Circumference 1	Circumference 2
14Y5=110	209 mm	110 mm	150 mm
14Y5=140	209 mm	140 mm	160 mm
14Y5=160	209 mm	160 mm	205 mm
14Y5=180	209 mm	205 mm	220 mm
14Y5=200	220 mm	200 mm	220 mm
14Y5=220	220 mm	220 mm	240 mm

Information material

647G1642=ALL_INT

Instructions for use |
14Y1, 14Y5 Skeo Up

- For correct size selection, measure the circumference 3 cm proximal from the end of the residual limb. Subtract 1 to 2 cm from the measured circumference according to the soft tissue situation.

Body-powered

Liners and accessories

Accessories/spare parts for 14Y3, 14Y5



Dummy set

Reference number 14A111

Dummy set for aligning a prosthesis with the Ottobock silicone ArmLiner. The set consists of one pin dummy with a thread and one without as well as a shape dummy for the lamination ring.

Technical data

Article number
14A111



Lock set

Reference number 14A1

Lock set to secure an Ottobock 14Y5 silicone ArmLiner in the prosthetic socket.

Technical data

Article number	Length
14A1	10.5 mm



Lock with release pin

Reference number 14A110

Lock with release pin serves as a spare part for 14A1.

Technical data

Article number	Spare part for	Length
14A110	14A1	9 mm



Donning spray

Reference number 640F18

The donning spray for Ottobock Skeo liners and prosthetic gloves (silicone, PVC) is needed among other things for putting on and removing the liner or prosthetic glove.

Technical data

Article number	for	Contents
640F18	Prosthetic gloves and liners	90 ml
640F18=900	Prosthetic gloves and liners	900 ml



Derma Clean

Reference number 453H10

Derma Clean is a special cleaning lotion for highly stressed skin. The pH-neutral lotion featuring an antibacterial formula is free of alkali and phosphates. Derma Clean is also suitable for cleaning the prosthesis, orthosis or liner.

Technical data

Article number	Order unit	Packaging	Contents
453H10-N	bottle	Package of 6	300 ml
453H10=1-N	bottle	1 piece	300 ml



Derma Repair

Reference number 453H14

Derma Repair provides special basic skin care with panthenol and vitamin E to regenerate highly stressed skin. It soothes irritated skin and makes it noticeably more supple and elastic. Using Derma Repair also promotes the skin's blood circulation and cell growth.

Technical data

Article number	Order unit	Packaging	Contents
453H14	bottle	Package of 6	200 ml
453H14=1	bottle	1 piece	200 ml



Derma Prevent

Reference number 453H12

Derma Prevent provides special protection for highly stressed skin. The lotion prevents chafing, protects the skin and keeps it soft and supple. It also inhibits contact with external allergens and reduces perspiration and odour formation.

Technical data

Article number	Order unit	Packaging	Contents
453H12	bottle	Package of 6	100 ml
453H12=1	bottle	1 piece	100 ml



Pin

Reference number 14A107

The pin is available in various lengths.

Technical data

Article number	Length
14A107	23 mm
14A107=1	28 mm
14A107=2	33 mm

Body-powered

Above-elbow and below-elbow harnesses and accessories



Transhumeral soft harness

Reference number 21A47

A transhumeral soft harness for upper arm prostheses with myoelectric or passive elbow joints. The comfortable, padded harness consists of a sling and a sleeve and can be removed completely. Users can put it on and take it off with one hand.

Technical data

Article number	Side	For size	Colour
21A47=L-L-1	left (L)	L	1 Grey
21A47=L-M-1	left (L)	M	1 Grey
21A47=L-S-1	left (L)	S	1 Grey
21A47=R-L-1	right (R)	L	1 Grey
21A47=R-M-1	right (R)	M	1 Grey
21A47=R-S-1	right (R)	S	1 Grey

- The arm strap (article no. 21A48) can also be ordered separately.

Information material

647G1279=ALL_INT	Instructions for use for transhumeral soft harness (qualified personnel)
646D1544=EN_MASTER	Product brief Transhumeral soft harness



Triple-control above-elbow harness

Reference number 21A35

The triple-control above-elbow harness is used to secure the prosthetic socket and control body-powered prostheses. It is compatible with right and left-side prostheses.

Technical data

Article number	Design of cable pull
21A35=1	Perlon cable
21A35=2	Steel Cable

Information material

647G1674=ALL_INT	Instruction documents for technicians/qualified personnel in accordance with MDD
------------------	--



Below-elbow harness

Reference number 21A36

The below-elbow harness is intended for fixation of the prosthetic socket and for control of body-powered prostheses. It is compatible with right and left-side prostheses.

Technical data


Article number	Design of cable pull
21A36=1	Perlon cable
21A36=2	Steel Cable

Information material

647G1674=ALL_INT

Instruction documents for technicians/qualified personnel in accordance with MDD

Accessories/spare parts for 21A35, 21A36



Bowden cable

Reference number 21A37

The Bowden cable is a spare part for article no. 21A35=1. Spiral length: 500 mm.

Technical data

Article number	Spare part for	Length	Diameter
21A37=1	21A35=1 21A36=1	500 mm	4 mm



Coupler

Reference number 10Y32

Together with the 10Y31=* ball-shaft adapter, the coupler forms a connecting element.

Technical data

Article number	for	Width	Length	Weight
10Y32=1	21A18=2 Perlon cable	6,5 mm	20 mm	1,6 g
10Y32=2	651D4=2 Steel cable	6,5 mm	20 mm	1,6 g

Body-powered

Above-elbow and below-elbow harnesses and accessories



Ball-shaft adapter

Reference number 10Y31

Together with the 10Y32=* coupler, the ball-shaft adapter forms a connecting element.

Technical data

Article number	for	Width	Length	Weight
10Y31=1	21A18=2 Perlon cable	5 mm	14.5 mm	1 g
10Y31=2	651D4=2 Steel cable	5 mm	14.5 mm	1 g
10Y31=7	3/64" steel cable	5 mm	14.5 mm	1 g
10Y31=8	1/16" steel cable	5 mm	14.5 mm	1 g
10Y31=9	3/32" steel cable	5 mm	14.5 mm	1 g



Ring

Reference number 21Y194

The harness ring has an integrated cable guide.

Technical data

Article number	Spare part for	Outside Ø
21Y194	21A35=1 21A36=1	71 mm



Stainless steel buckle

Reference number 21Y195

Stainless steel buckle for positioning and fixing the harness strap.

Technical data

Article number	Spare part for	Width	Length
21Y195=25	21A35=1 21A36=1	18 mm	31 mm




Connecting bracket

Reference number 21Y197

The connecting bracket is a spare part for both the 21A36 below-elbow harness and 21A35 triple-control above-elbow harness.

Technical data

Article number	Spare part for	Width	Length
21Y197=1	21A35=1 21A36=1	71 mm	100 mm




Axillary protector for body harnesses

Reference number 21A29

Optional silicone axillary protector for 21A35 and 21A36 body harnesses for increased comfort.

Technical data

Article number	Width
21A29=18	18 mm
21A29=25	25 mm



Axilla pad set

Reference number 21A38

Axilla pad set made of white foam.

Technical data

Article number	Spare part for	Weight	Contents	Material	Colour
21A38	21A35=1 21A36=1	30 g	5 Piece(s)	Foam	6 White



Strap buckle

Reference number 21Y199

Strap buckle for a seamless connection between the 623G23 elastic harness strap and the prosthetic socket. Consisting of sleeve, lower part, upper part and spacer sleeve.

Technical data

Article number	Spare part for	Width	Length
21Y199	21A35=1 21A36=1	29 mm	38.5 mm



Spacer sleeve

Reference number 21Y203

The spacer sleeve is a spare part for the 21Y199 strap buckle.

Technical data

Article number	Spare part for	Outside Ø
21Y203	21A35=1 21A36=1	8 mm



Elastic harness strap

Reference number 623G23

Elastic harness strap in white with tunnel-shaped cable guide.

Technical data

Article number	Width	Length	Order unit
623G23	25 mm	Roll à 100 m	linear metres

Body-powered

Above-elbow and below-elbow harnesses and accessories



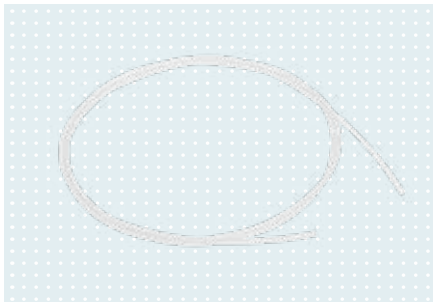
Harness strap

Reference number 623H23

The white harness strap is an option for the upper arm, forearm and body harnesses.

Technical data

Article number	Width	Length	Order unit
623H23	25 mm	Roll of 100	linear metres
623H23=60	25 mm	60 cm	linear metres
623H23=160	25 mm	160 cm	linear metres



Perlon cable

Reference number 21A18

The perlon cable has a diameter of 2 mm.

Technical data

Article number	Diameter	Length	Order unit
21A18=2X1	2 mm	1 m	linear metres
21A18=2X5	2 mm	5 m	linear metres
21A18=2X10	2 mm	10 m	linear metres
21A18=2X25	2 mm	25 m	linear metres



Setting nut

Reference number 29C5

Setting nut (knurled), stainless steel.

Technical data

Article number	Spare part for	Thread	Head Ø	Length	Shoulder Ø
29C5=M4X9	21A35=1 21A36=1	M4	9 mm	3.6 mm	5.5 mm




Flat head screw

Reference number 501S28

The nickel-plated countersunk head screw is used for the 16H1 and 16H2.

Technical data

Article number	Thread length	Thread	Quantity unit
501S28=M3.5X5	5	M3.5X5	Piece



Eyelet cable anchor, large

Reference number 21A5

The bracket is an option for prostheses with a body harness.

Technical data

Article number	Contents	Width	Length	Clear width	Weight
21A5	1 Piece(s)	15 mm	35 mm	5 mm	4 g




“D” ring

Reference number 21A16

The guide ring is used for the flexion cable.

Technical data

Article number	Clear width
21A16	13 mm



Lamination disk, serrated

Reference number 507S15

Serrated lamination disc with bore (diameter: 3 mm). Exterior diameter 13.8 mm (contents: two pieces).

Technical data

Article number	Accessory for	Outside Ø	Borehole Ø	Thickness
507S15	743A18	13.8 mm	3 mm	1.5 mm




Pad screw head

Reference number 516S3

Threaded support fastener with M4 thread and a thread length of 5.5 mm made of nickel-plated steel, for attaching straps and belts.

Technical data

Article number	Thread	Thread length	Head Ø	Head height	Base Ø
516S3	M4	5.5 mm	6 mm	6.5 mm	8 mm



Loop

Reference number 514Z3

The strap is an accessory for the upper arm and below-elbow harness.

Technical data

Article number	Clear width
514Z3=25	25 mm

Body-powered

Above-elbow and below-elbow harnesses and accessories



Hollow rivet

Reference number 504H3

Lower section open

Technical data

Article number	Head Ø	Minimum order quantity
504H3=7-100	7 mm	100 piece(s)
504H3=11-100	11 mm	100 piece(s)
504H3=13-100	13 mm	100 piece(s)
504H3=7-1000	7 mm	1,000 piece(s)
504H3=11-1000	11 mm	1,000 piece(s)
504H3=13-1000	13 mm	1,000 piece(s)




Screw coupling

Reference number 10Y19

The coupler connects the steel cable and perlon cable, spectra cable or two perlon cables. It consists of a coupling sleeve and coupling screw, which is screwed onto the perlon cable or through which a spectra cable is threaded and knotted.

Technical data

Article number	Width	Length	Weight
10Y19=2	6 mm	16 mm	2.1 g




Crimping tool

Reference number 736Y6

Crimping tool for crimping the coupling screw and clamp sleeve as well as the 10Y31=2 ball shaft adapter and the 10Y32=2 coupler onto the 651D4=2 steel cable.

Technical data

Article number	Height	Length of work surface	Width	Length	Weight
736Y6	26.5 mm	60 mm	40 mm	30 mm	196 g



Socket screw with Allen head

Reference number 503F3

Socket screw with Allen head.

Technical data

Article number	Thread	Thread length	Head Ø	Minimum order quantity
503F3=M4X8-20	M4	7 mm	8 mm	20 piece(s)
503F3=M4X8-100	M4	7 mm	8 mm	100 piece(s)





Passive

Passive mechanical arm components

Clever connection

Tube skeleton designs with foam covers are characteristic of modular constructions in upper limb prosthetics. This design is primarily suitable for treatment with passive arm prostheses for proximal amputation levels.

Corresponding modular arm components are available for transhumeral amputations at various residual limb lengths; they are connected to the prosthetic socket by a lamination ring and then concealed by a foam cover.

On the following pages you will find

- Overview of passive mechanical arm components
- Passive system hands: Terminal device
- Passive system hands: Prosthetic gloves
- Passive system hands: Adapters
- Physiolino babyhand
- Passive prosthetic hands for children
- Passive prosthetic hands for women
- Passive prosthetic hands for men
- Arm components and accessories
- Shoulder joints and accessories
- Liners and accessories
- Above-elbow and below-elbow harnesses and accessories



Passive

Overview of passive mechanical arm components

Terminal device	<p>Inner hand for men 8S7</p> <p>Inner Hand for Women 8S8</p> <p>Inner Hand for Children 8S9</p>	<p>Prosthetic glove for men 8S4</p> <p>Prosthetic glove for women 8S5</p> <p>Cosmetic Glove for Children 8S6</p>	<p>Ottobock system hand -passive- 8K18/8K19</p>	<p>Prosthetic glove 8S4/8S4N 8S5/8S4N 8S6/8S6N 8S11/8S11N</p>
Wrist joint	<p>Adapter 10R2</p>	<p>Adapter with flexion 10R3</p>	<p>Adapter 10R1</p>	<p>Knurled plate 10R4</p>
Elbow	<p>Modular Arm Component 12R2</p> <p>Adapter 13R6</p>	<p>Modular Arm Component 12R4</p> <p>Adapter 13R7</p>	<p>Pre-shaped foam block 15K3</p> <p>Mounting flange 13R8</p>	
Shoulder	<p>Ottobock ball shoulder joint 12S7</p>	<p>Ottobock shoulder joint 12S4</p>	<p>MovoShoulder swing 12S6</p>	
Liner	<p>Skeo Up 14Y5</p>		<p>IntoLiner 14Y3</p>	
Cable-activated harness	<p>Triple-control above-elbow harness 21A35</p>		<p>Below-elbow harness 21A36</p>	



Ottobock system hand -passive-

Reference number 8K18

The passive system hand is suitable for all amputation levels with passive prostheses. It is opened with the sound hand and closes independently. The system is lightweight and stable.

Key features

- Passive system hand
- With threaded stud and system inner hand (article no. 8X14)
- Opened with the sound hand
- Closes automatically

Technical data

Article number	for	Side	Size	Inner hand	Weight
8K18=L6 3/4	children	left (L)	6 3/4	8X14=L6 3/4	185 g
8K18=L7 1/4	youths women	left (L)	7 1/4	8X14=L7 1/4	250 g
8K18=L7 3/4	men	left (L)	7 3/4	8X14=L7 3/4	280 g
8K18=L8	men	left (L)	8	8X14=L8	290 g
8K18=R6 3/4	children	right (R)	6 3/4	8X14=R6 3/4	185 g
8K18=R7 1/4	youths women	right (R)	7 1/4	8X14=R7 1/4	250 g
8K18=R7 3/4	men	right (R)	7 3/4	8X14=R7 3/4	280 g
8K18=R8	men	right (R)	8	8X14=R8	290 g

• The prosthetic glove must be ordered separately.

Information material	
647G444=ALL_INT	Instructions for use (qualified personnel) – system hand passive
646D1406=EN_MASTER	Portfolio brochure – upper limb



Ottobock system hand -passive-

Reference number 8K19

The passive system hand is suitable for all amputation levels with passive prostheses. It is opened with the sound hand and closes independently. The system is lightweight and stable.

Key features

- Passive system hand
- With threaded stud and system inner hand
- Closes automatically
- Opened with the sound hand

Technical data

Article number	for	Side	Size	Inner hand	Weight
8K19=L6 3/4	children	left (L)	6 3/4	8X14=L6 3/4	185 g
8K19=L7 1/4	youths women	left (L)	7 1/4	8X14=L7 1/4	250 g
8K19=L7 3/4	men	left (L)	7 3/4	8X14=L7 3/4	280 g
8K19=L8	men	left (L)	8	8X14=L8	290 g
8K19=R6 3/4	children	right (R)	6 3/4	8X14=R6 3/4	185 g
8K19=R7 1/4	youths women	right (R)	7 1/4	8X14=R7 1/4	250 g
8K19=R7 3/4	men	right (R)	7 3/4	8X14=R7 3/4	280 g
8K19=R8	men	right (R)	8	8X14=R8	290 g

• The prosthetic glove must be ordered separately.

Information material	
647G444=ALL_INT	Instructions for use (qualified personnel) – system hand passive
646D1406=EN_MASTER	Portfolio brochure – upper limb

Passive

Passive system hands: Terminal device

Accessories/spare parts for 8K18, 8K19



Lamination ring

Reference number 9E94

Lamination ring available for hand sizes 6 3/4, 7 1/4, 7 3/4 and 8.

Technical data

Article number	Diameter	For hand size
9E94=44	44 mm	6 3/4
9E94=50	50 mm	7 1/4 - 8



Chassis

Reference number 9S96

Chassis for overlong forearm and wrist disarticulation residual limbs. Compatible with the 9E94 lamination ring.

Technical data

Article number	Diameter	For hand size
9S96=40	40 mm	6 3/4



Chassis

Reference number 9S184

Chassis for overlong forearm and wrist disarticulation residual limbs. Compatible with the 9E94 lamination ring.

Technical data

Article number	Diameter	For hand size
9S184=44-N	44 mm	7 1/4
9S184=48-N	48 mm	7 3/4 - 8



Grub screw

Reference number 506G4

Set screw for chassis. Four set screws are required per chassis.

Technical data

Article number
506G4=M4X5
506G4=M3X5




System inner hand

Reference number 8X14

System inner hand with support for little finger and ring finger as well as retainer ring (article no. 9S187).

Technical data

Article number	Side	For hand size
8X14=L6 3/4	left (L)	6 3/4
8X14=L7 1/4	left (L)	7 1/4
8X14=L7 3/4	left (L)	7 3/4
8X14=L8	left (L)	8
8X14=R6 3/4	right (R)	6 3/4
8X14=R7 1/4	right (R)	7 1/4
8X14=R7 3/4	right (R)	7 3/4
8X14=R8	right (R)	8




Retainer ring, wide

Reference number 9S187

Wide lock ring. Compatible with the system inner hand (article number 8X14 and 8X18) and in hand sizes 7 1/4, 7 3/4 and 8.

Technical data

Article number	For hand size
9S187=7 1/4	7 1/4
9S187=7 3/4	7 3/4, 8
9S187=8 1/4	8 1/4



Retainer ring, narrow

Reference number 9S15

Retainer ring to secure the system inner hand (article no. 8X14).

Technical data

Article number	For hand size	Diameter
9S15=42	6 3/4	42 mm



Finger and thumb tip

Reference number 9S6

Finger and thumb cover compatible with hand sizes 6 3/4, 7 1/4, 7 3/4 and 8.

Technical data

Article number	For hand size
9S6	6 3/4, 7 1/4, 7 3/4 und 8

Passive

Passive system hands: Terminal device



Chassis

Reference number 9S67

The 9S67 chassis is equipped with the M12X1.5 threaded stud.

Technical data

Article number	Side	For hand size	Diameter	for
9S67=L40	left	6 3/4	40 mm	8K18=L6 3/4
9S67=L44-N	left	7 1/4	44 mm	8K18=L7 1/4
9S67=L48-N	left	7 3/4 - 8	48 mm	8K18=L7 3/4 and 8K18=L8
9S67=R40	right	6 3/4	40 mm	8K18=R6 3/4
9S67=R44-N	right	7 1/4	44 mm	8K18=R7 1/4
9S67=R48-N	right	7 3/4 - 8	48 mm	8K18=R7 3/4 und 8K18=R8




Chassis

Reference number 9S65

The 9S67 chassis is equipped with the 1/2"-20 threaded stud.

Technical data

Article number	Side	For hand size	Diameter	for
9S65=L40	left	6 3/4	40 mm	8K19=* Ottobock passive system hand
9S65=L44-N	left	7 1/4	44 mm	8K19=* Ottobock passive system hand
9S65=L48-N	left	7 3/4 - 8	48 mm	8K19=* Ottobock passive system hand
9S65=R40	right	6 3/4	40 mm	8K19=* Ottobock passive system hand
9S65=R44-N	right	7 1/4	44 mm	8K19=* Ottobock passive system hand
9S65=R48-N	right	7 3/4 - 8	48 mm	8K19=* Ottobock passive system hand



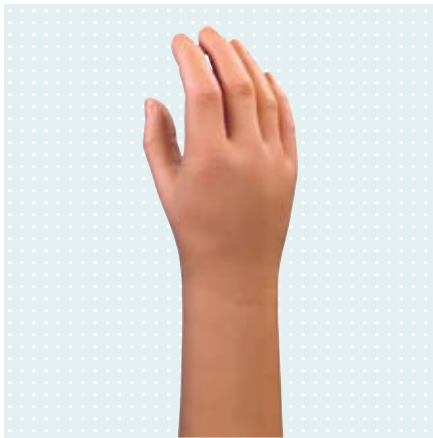
Flange button head socket screw

Reference number 501T52

The flange button head screw is used to bolt the chassis to the base plate of the system hand (all sizes). Two pieces are required.

Technical data

Article number	Length	Thread	Quantity unit
501T52=M3X6	6	M3	Pair
501T52=M3X8	8	M3	Pair



Prosthetic glove for children

Reference number 8S6

The prosthetic glove for children features a natural appearance, durability and flexibility.

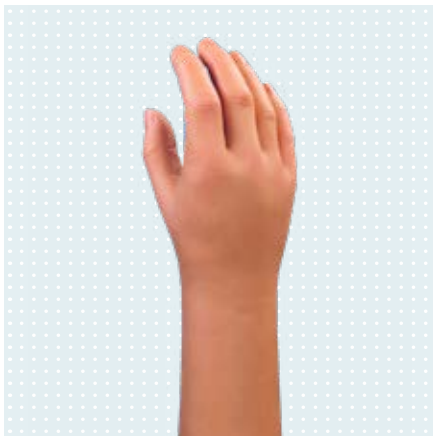
Technical data

Article number	Side	For hand size	Sleeve length
8S6=170X65L	left (L)	6 3/4	300 mm
8S6=170X65R	right (R)	6 3/4	300 mm

- Available in 18 different shades. When ordering, please add the colour sample set according to the 646M3 colour swatches to the end of the article number.

Information material

647G468=ALL_INT	Instructions for use (qualified personnel) 8S4=* , 8S5=* , 8S6=* , 8S11=* , 8S12=* , 8S13=* , 8S20=*
-----------------	--



Skin Natural prosthetic glove for children

Reference number 8S6N

The Skin Natural prosthetic glove for children features a natural appearance, durability and flexibility.

Technical data

Article number	Side	For hand size	Sleeve length
8S6N=170X65L	left (L)	6 3/4	300 mm
8S6N=170X65R	right (R)	6 3/4	300 mm


- The entire Skin Natural colour palette is produced with seven colours. The colour sample set (article no. 646M47) helps with determining the right colour.

Information material

647G571=ALL_INT	Instructions for use (qualified personnel) 8S4N=* , 8S5N=* , 8S6N=* , 8S11N=* , 8S12N=* , 8S13N=* , 8S20N=* Prothesenhandschuh
647H895=ALL_INT	Instructions for use (patient) 8S4N=* , 8S5N=* , 8S6N=* , 8S11N=* , 8S12N=* , 8S13N=* , 8S20N=*

Passive

Passive system hands: Prosthetic gloves



Prosthetic glove for adolescents

Reference number 8S4

The prosthetic glove for men features a natural appearance, durability and flexibility.

Technical data

Article number	Side	For hand size	Sleeve length
8S4=190X76L	left (L)	7 1/4	215 mm
8S4=190X76R	right (R)	7 1/4	215 mm

- Available in 18 different shades. When ordering, please add the colour sample set according to the 646M3 colour swatches to the end of the article number.

Information material

647G468=ALL_INT Instructions for use (qualified personnel) | 8S4=*, 8S5=*, 8S6=*, 8S11=*, 8S12=*, 8S13=*, 8S20=*

647H1258=ALL_INT Instructions for use (user) | 8S4, 8S5, 8S6, 8S11, 8S12, 8S13, 8S20



Skin Natural prosthetic glove for adolescents

Reference number 8S4N

The Skin Natural prosthetic glove for men features a highly natural appearance and improved cleaning characteristics in particular.

Technical data

Article number	Side	For hand size	Sleeve length
8S4N=190X76L	left (L)	7 1/4	215 mm
8S4N=190X76R	right (R)	7 1/4	215 mm

- The entire Skin Natural colour palette is produced with seven colours. The colour sample set (article no. 646M47) helps with determining the right colour.

Information material

647H895=ALL_INT Instructions for use (patient) | 8S4N=*, 8S5N=*, 8S6N=*, 8S11N=*, 8S12N=*, 8S13N=*, 8S20N=*

647G571=ALL_INT Instructions for use (qualified personnel) | 8S4N=*, 8S5N=*, 8S6N=*, 8S11N=*, 8S12N=*, 8S13N=*, 8S20N=* Prothesenhandschuh



Prosthetic glove for women

Reference number 8S5

The prosthetic glove for women features a natural appearance, durability and flexibility.

Technical data

Article number	Side	For hand size	Sleeve length
8S5=195X78L	left (L)	7 1/4	340 mm
8S5=195X78R	right (R)	7 1/4	340 mm

- Available in 18 different shades. When ordering, please add the colour sample set according to the 646M3 colour swatches to the end of the article number.

Information material

647G468=ALL_INT	Instructions for use (qualified personnel) 8S4=*, 8S5=*, 8S6=*, 8S11=*, 8S12=*, 8S13=*, 8S20=*
647H1258=ALL_INT	Instructions for use (user) 8S4, 8S5, 8S6, 8S11, 8S12, 8S13, 8S20



Skin Natural prosthetic glove for women

Reference number 8S5N

The Skin Natural prosthetic glove for women features a natural appearance, durability and flexibility.

Technical data

Article number	Side	For hand size	Sleeve length
8S5N=195X78L	left (L)	7 1/4	340 mm
8S5N=195X78R	right (R)	7 1/4	340 mm


- The entire Skin Natural colour palette is produced with seven colours. The colour sample set (article no. 646M47) helps with determining the right colour.

Information material

647G571=ALL_INT	Instructions for use (qualified personnel) 8S4N=*, 8S5N=*, 8S6N=*, 8S11N=*, 8S12N=*, 8S13N=*, 8S20N=* Prothesenhandschuh
647H895=ALL_INT	Instructions for use (patient) 8S4N=*, 8S5N=*, 8S6N=*, 8S11N=*, 8S12N=*, 8S13N=*, 8S20N=*

Passive

Passive system hands: Prosthetic gloves



Prosthetic glove for men

Reference number 8S4

The prosthetic glove for men features a natural appearance, durability and flexibility.

Technical data

Article number	Side	For hand size	Sleeve length
8S4=220X80L	left (L)	8	225 mm
8S4=220X80R	right (R)	8	225 mm

- Available in 18 different shades. When ordering, please add the colour sample set according to the 646M3 colour swatches to the end of the article number.

Information material

647G468=ALL_INT Instructions for use (qualified personnel) | 8S4=*, 8S5=*, 8S6=*, 8S11=*, 8S12=*, 8S13=*, 8S20=*

647H1258=ALL_INT Instructions for use (user) | 8S4, 8S5, 8S6, 8S11, 8S12, 8S13, 8S20



Skin Natural prosthetic glove for men

Reference number 8S4N

The Skin Natural prosthetic glove for men features a highly natural appearance and improved cleaning characteristics in particular.

Technical data

Article number	Side	For hand size	Sleeve length
8S4N=220X80L	left (L)	8	225 mm
8S4N=220X80R	right (R)	8	225 mm

- The entire Skin Natural colour palette is produced with seven colours. The colour sample set (article no. 646M47) helps with determining the right colour.

Information material

647G571=ALL_INT Instructions for use (qualified personnel) | 8S4N=*, 8S5N=*, 8S6N=*, 8S11N=*, 8S12N=*, 8S13N=*, 8S20N=* Prothesenhand-schuh

647H895=ALL_INT Instructions for use (patient) | 8S4N=*, 8S5N=*, 8S6N=*, 8S11N=*, 8S12N=*, 8S13N=*, 8S20N=*



Adapter

Reference number 10R1

Adapter with M12X1.5 threaded stud to connect a passive inner hand to modular arm components.

Technical data

Article number	for	Length	Connection Ø	Threaded stud	Weight
10R1	Connecting a passive inner hand to modular arm components	43 mm	20 mm	M12x1.5	25 g

Information material

647G454=ALL_INT Instructions for use –
10R1, 10R2, 10R3, 10R4



Adapter

Reference number 10R2

Adapter with interior thread for connecting a hook or system hand to modular arm components.

Adapter to connect modular arm components to the 12S7 ball shoulder joint with M12X1.5 interior thread.

Technical data

Article number	Connection Ø	Interior thread
10R2=M12X1.5	20 mm	M12X1.5
10R2=1/2"-20	20 mm	1/2"-20

Information material

647G454=ALL_INT Instructions for use –
10R1, 10R2, 10R3, 10R4



Adapter with flexion

Reference number 10R3

Flexion adapter with interior thread for connecting a hook or system hand to modular arm components.

Technical data

Article number	Connection Ø	Interior thread
10R3=1/2"-20	20 mm	1/2"-20
10R3=M12X1.5	20 mm	M12X1.5

Information material

647G454=ALL_INT Instructions for use –
10R1, 10R2, 10R3, 10R4

Passive

Passive system hands: Adapters



Knurled plate

Reference number 10R4

Knurled plate with threaded stud (both sides) to connect a passive inner hand to the 10R2 and 10R3 adapters.

Technical data

Article number	Threaded stud	for
10R4=M12X1.5	M12x1.5	Connecting a passive inner hand to the modular adapters article no. 10R2 and 10R3
10R4=1/2"-20	1/2"-20	Connecting a passive inner hand to the modular adapters article no. 10R2 and 10R3

Information material

647G454=ALL_INT Instructions for use – 10R1, 10R2, 10R3, 10R4



Modular adapter for ArmLiners

Reference number 13R11

The adapter is used to connect the 14Y1 and 14Y5 Ottobock ArmLiner to the 14A1 lock set and the Ottobock modular components.

Technical data

Article number	Outside Ø	Length	Side	for
13R11	44 mm	33 mm	both sides	Connecting Ottobock ArmLiner with modular components

Information material

647G164=ALL_INT Instructions for use – 13R11



Physiolino babyhand

Reference number 8K5

Physiolino baby hand for babies and toddlers. The hand is made of medical-grade silicone.

Technical data

Article number	Side	Colour
8K5=1L1	left	Skin colour 1
8K5=1R1	right	Skin colour 1
8K5=1L4	left	Skin colour 4
8K5=1R4	right	Skin colour 4
8K5=1L11	left	Skin colour 11
8K5=1R11	right	Skin colour 11
8K5=1L16	left	Skin colour 16
8K5=1R16	right	Skin colour 16

Information material

647G360=ALL_INT

Instructions for use
(qualified personnel)
– Physiolino baby hand

- The colour roughly corresponds to the colour 1, 4 11 or 16 of the Ottobock colour scale for prosthetic gloves.
- Suitable for a hand circumference of approx. 110 mm and a finger length of approx. 40 mm.

Accessories/spare parts for 8K5



Lamination ring for Physiolino baby hand

Reference number 11D31

Lamination ring for the Physiolino baby hand with a diameter of 24 mm. Suitable for socket replacements.

Technical data

Article number	for	Outside Ø	For lamination ring Ø	for
11D31	infants children	27 mm	24 mm	socket replacements



Wood hand adapter

Reference number 10A40

The wood hand adapter has a plastic threaded stud (article no. M12X1.5) and is used to connect a passive inner hand to a forearm socket or elbow component. The diameter of the hand adapter is 60 mm, and modification to reduce that is possible.

Technical data

Article number	for	for	Outside Ø	Thread	Overall length
10A40	Passive inner hands	children youths adults elderly	60 mm	M12x1.5	38 mm

Passive

Physiolino babyhand



Lamination dummy

Reference number 743Y42

The lamination dummy can be used with the alignment rod of the 743A18 Alignment tool. Compatible with the Physiolino baby hand.

Technical data

Article number	for	for	Diameter	Material	Side
743Y42=24	743A18 Alignment tool8k5=*	children	24 mm	Plastic	universal



Prosthetic glove for children

Reference number 8S6

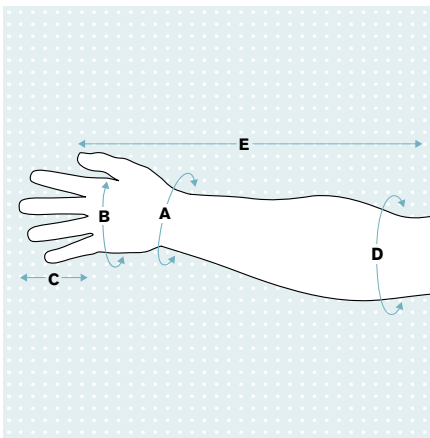
The prosthetic glove for children features a natural appearance, durability and flexibility.

Technical data

Article number	Inner hand	Control number	Wrist circumference	Length to elbow (E)	Middle finger length (C)	Meta-carpal circumference	Sleeve circumference	Side
8S6=115X38L	8S9=115X38L	40	107 mm	147 mm	38 mm	117 mm	145 mm	left (L)
8S6=115X37R	8S9=115X37R	40	103 mm	165 mm	35 mm	106 mm	133 mm	right (R)
8S6=130X51L	8S9=130X51L	41	106 mm	205 mm	40 mm	120 mm	146 mm	left (L)
8S6=134X52R	8S9=134X52R	41	110 mm	198 mm	40 mm	125 mm	155 mm	right (R)
8S6=142X50L	8S9=142X50L	42	110 mm	220 mm	42 mm	130 mm	153 mm	left (L)
8S6=139X51R	8S9=139X51R	42	110 mm	225 mm	41 mm	130 mm	162 mm	right (R)
8S6=151X58L	8S9=151X58L	44	120 mm	220 mm	50 mm	135 mm	166 mm	left (L)
8S6=151X59R	8S9=151X59R	44	123 mm	230 mm	50 mm	137 mm	168 mm	right (R)
8S6=158X54L	8S9=158X54L	86	130 mm	258 mm	52 mm	160 mm	190 mm	left (L)
8S6=159X53R	8S9=159X53R	86	130 mm	250 mm	57 mm	160 mm	185 mm	right (R)
8S6=165X68L	8S9=165X68L	48	134 mm	280 mm	63 mm	160 mm	184 mm	left (L)
8S6=158X68R	8S9=158X68R	48	135 mm	280 mm	59 mm	150 mm	185 mm	right (R)
8S6=168X70L	8S9=168X70L	47	137 mm	295 mm	59 mm	150 mm	183 mm	left (L)
8S6=166X70R	8S9=166X70R	47	140 mm	300 mm	65 mm	160 mm	176 mm	right (R)
8S6=170X65L	8S9=170X65L	43	141 mm	291 mm	54 mm	157 mm	188 mm	left (L)
8S6=170X65R	8S9=170X65R	43	145 mm	290 mm	55 mm	155 mm	183 mm	right (R)

Information material

647G571=ALL_INT	Instructions for use (qualified personnel) 8S4N=*, 8S5N=*, 8S6N=*, 8S11N=*, 8S12N=*, 8S13N=*, 8S20N=* Prothesenhandschuh
647G468=ALL_INT	Instructions for use (qualified personnel) 8S4=*, 8S5=*, 8S6=*, 8S11=*, 8S12=*, 8S13=*, 8S20=*



A	Wrist circumference
B	Metacarpal circumference
C	Middle finger length
D	Sleeve circumference
E	Length to elbow (not applicable for short cuff)

- Available in 18 different shades. When ordering, please add the colour code according to the 646M3 colour sample set to the end of the article number.
- When ordering, please add the colour code according to the colour sample set (article no. 646M3) to the article number.
- In addition to the standard prosthetic glove, Ottobock also offers additional models of the Skin Natural series. The multilayer structure of the gloves gives them a depth effect so that they have a very vivid appearance. Please add an N before the = in the article number.



Prosthetic glove for women

Reference number 8S5

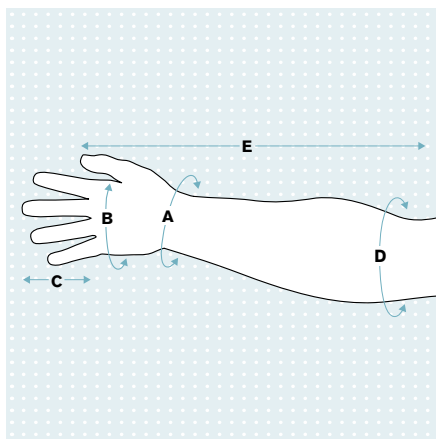
The prosthetic glove for women features a natural appearance, durability and flexibility.

Technical data

Article number	Inner hand	Control number	Wrist circumference	Length to elbow (E)	Middle finger length (C)	Meta-carpal circumference	Sleeve circumference	Side
8S5=165X72L	8S8=165X72L	34	138 mm	315 mm	65 mm	159 mm	200 mm	left (L)
8S5=167X72R	8S8=167X72R	34	131 mm	330 mm	63 mm	163 mm	199 mm	right (R)
8S5=174X74L	8S8=174X74L	32	137 mm	315 mm	63 mm	157 mm	190 mm	left (L)
8S5=175X76R	8S8=175X76R	32	135 mm	315 mm	61 mm	163 mm	182 mm	right (R)
8S5=180X80L	8S8=180X80L	29	150 mm	395 mm	67 mm	164 mm	219 mm	left (L)
8S5=176X80R	8S8=176X80R	29	152 mm	365 mm	69 mm	170 mm	217 mm	right (R)
8S5=182X84L	8S8=182X84L	28	143 mm	345 mm	67 mm	167 mm	220 mm	left (L)
8S5=190X84R	8S8=190X84R	28	149 mm	345 mm	68 mm	186 mm	218 mm	right (R)
8S5=184X75L	8S8=184X75L	36	131 mm	355 mm	64 mm	164 mm	222 mm	left (L)
8S5=187X74R	8S8=187X74R	36	143 mm	325 mm	65 mm	183 mm	226 mm	right (R)
8S5=184X78L	8S8=184X78L	37	154 mm	300 mm	66 mm	172 mm	223 mm	left (L)
8S5=184X78R	8S8=184X78R	37	153 mm	310 mm	69 mm	180 mm	223 mm	right (R)
8S5=185X75L	8S8=185X75L	23	144 mm	313 mm	65 mm	173 mm	202 mm	left (L)
8S5=181X75R	8S8=181X75R	23	147 mm	310 mm	65 mm	171 mm	206 mm	right (R)
8S5=188X79L	8S8=188X79L	70	156 mm	345 mm	74 mm	183 mm	226 mm	left (L)
8S5=187X79R	8S8=187X79R	70	159 mm	355 mm	74 mm	182 mm	235 mm	right (R)
8S5=190X77L	8S8=190X77L	20	138 mm	335 mm	66 mm	175 mm	213 mm	left (L)
8S5=190X77R	8S8=190X77R	20	144 mm	330 mm	65 mm	183 mm	211 mm	right (R)
8S5=190X93L	8S8=190X93L	30	152 mm	375 mm	80 mm	176 mm	220 mm	left (L)
8S5=186X92R	8S8=186X92R	30	154 mm	380 mm	81 mm	184 mm	214 mm	right (R)
8S5=192X78L	8S8=192X78L	24	150 mm	340 mm	68 mm	179 mm	230 mm	left (L)
8S5=191X78R	8S8=191X78R	24	148 mm	335 mm	69 mm	186 mm	231 mm	right (R)
8S5=194X82L	8S8=194X82L	27	159 mm	345 mm	65 mm	165 mm	212 mm	left (L)
8S5=189X84R	8S8=189X84R	27	152 mm	365 mm	69 mm	178 mm	210 mm	right (R)
8S5=195X78L	8S8=195X78L	38	153 mm	345 mm	65 mm	187 mm	217 mm	left (L)
8S5=195X78R	8S8=195X78R	38	150 mm	335 mm	66 mm	187 mm	212 mm	right (R)
8S5=195X79L	8S8=195X79L	25	151 mm	315 mm	66 mm	181 mm	230 mm	left (L)
8S5=200X79R	8S8=200X79R	25	151 mm	315 mm	66 mm	181 mm	230 mm	left (L)
8S5=208X89L	8S8=208X89L	19	165 mm	385 mm	75 mm	193 mm	234 mm	left (L)
8S5=210X89R	8S8=210X89R	19	171 mm	380 mm	75 mm	199 mm	238 mm	right (R)

Information material

647G468=ALL_INT	Instructions for use (qualified personnel) 8S4=*, 8S5=*, 8S6=*, 8S11=*, 8S12=*, 8S13=*, 8S20=*
647H1258=ALL_INT	Instructions for use (user) 8S4, 8S5, 8S6, 8S11, 8S12, 8S13, 8S20
647G571=ALL_INT	Instructions for use (qualified personnel) 8S4N=*, 8S5N=*, 8S6N=*, 8S11N=*, 8S12N=*, 8S13N=*, 8S20N=* Prothesenhandschuh



- A Wrist circumference
- B Metacarpal circumference
- C Middle finger length
- D Sleeve circumference
- E Length to elbow (not applicable for short cuff)

- Available in 18 different shades.
- When ordering, please add the colour code according to the colour sample set (article no. 646M3) to the article number.
- In addition to the standard prosthetic glove, Ottobock also offers additional models of the Skin Natural series. The multilayer structure of the gloves gives them a depth effect so that they have a very vivid appearance. Please add an N before the = in the article number.



Prosthetic glove for men and adolescents

Reference number 8S4

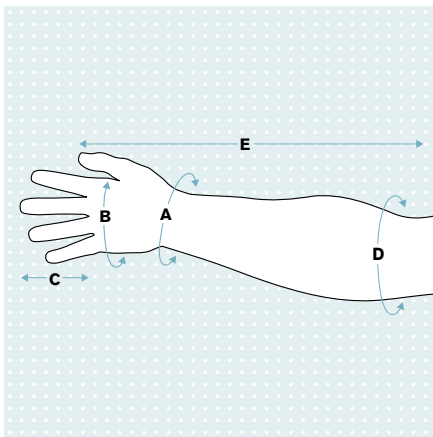
The prosthetic glove for men features a natural appearance, durability and flexibility.

Technical data

Article number	Inner hand	Control number	Wrist circumference	Length to elbow (E)	Middle finger length (C)	Meta-carpal circumference	Sleeve circumference	Side
8S4=202X74L	8S7=202X74L	58	155 mm	375 mm	70 mm	193 mm	229 mm	left (L)
8S4=206X76R	8S7=206X76R	58	156 mm	375 mm	70 mm	190 mm	220 mm	left (L)
8S4=203X83L	8S7=203X83L	16	158 mm	350 mm	71 mm	190 mm	235 mm	left (L)
8S4=199X82R	8S7=199X82R	16	155 mm	340 mm	70 mm	185 mm	230 mm	right (R)
8S4=203X85L	8S7=203X85L	15	161 mm	375 mm	73 mm	200 mm	230 mm	left (L)
8S4=206X85R	8S7=206X85R	15	162 mm	375 mm	75 mm	190 mm	232 mm	right (R)
8S4=205X81L	8S7=205X81L	5	165 mm	378 mm	70 mm	194 mm	224 mm	left (L)
8S4=205X81R	8S7=205X81R	5	170 mm	380 mm	65 mm	180 mm	220 mm	right (R)
8S4=206X80L	8S7=206X80L	60	177 mm	380 mm	71 mm	198 mm	250 mm	left (L)
8S4=205X80R	8S7=205X80R	60	175 mm	370 mm	73 mm	190 mm	225 mm	right (R)
8S4=206X87L	8S7=206X87L	13	151 mm	360 mm	78 mm	190 mm	218 mm	left (L)
8S4=215X88R	8S7=215X88R	13	164 mm	370 mm	75 mm	193 mm	240 mm	right (R)
8S4=207X86L	8S7=207X86L	57	152 mm	360 mm	76 mm	187 mm	229 mm	left (L)
8S4=209X86R	8S7=209X86R	57	155 mm	380 mm	76 mm	194 mm	226 mm	right (R)
8S4=208X85L	8S7=208X85L	12	162 mm	375 mm	70 mm	192 mm	233 mm	left (L)
8S4=212X83R	8S7=212X83R	12	165 mm	370 mm	73 mm	193 mm	232 mm	right (R)
8S4=211X88L	8S7=211X88L	59	161 mm	370 mm	75 mm	194 mm	244 mm	left (L)
8S4=212X86R	8S7=212X86R	59	165 mm	365 mm	80 mm	202 mm	240 mm	right (R)
8S4=212X93L	8S7=212X93L	56	157 mm	410 mm	78 mm	194 mm	244 mm	left (L)
8S4=215X93R	8S7=215X93R	56	153 mm	425 mm	76 mm	197 mm	235 mm	right (R)
8S4=213X85L	8S7=213X85L	54	175 mm	380 mm	69 mm	200 mm	243 mm	left (L)
8S4=218X85R	8S7=218X85R	54	180 mm	390 mm	67 mm	195 mm	245 mm	right (R)
8S4=214X82L	8S7=214X82L	17	169 mm	338 mm	69 mm	210 mm	252 mm	left (L)
8S4=215X83R	8S7=215X83R	17	175 mm	350 mm	70 mm	195 mm	255 mm	right (R)
8S4=218X85L	8S7=218X85L	8	167 mm	405 mm	75 mm	210 mm	234 mm	left (L)
8S4=218X83R	8S7=218X83R	8	162 mm	390 mm	70 mm	190 mm	237 mm	right (R)
8S4=220X91L	8S7=220X91L	11	175 mm	410 mm	75 mm	210 mm	255 mm	left (L)
8S4=214X90R	8S7=214X90R	11	153 mm	415 mm	76 mm	192 mm	223 mm	right (R)
8S4=221X81L	8S7=221X81L	51	174 mm	351 mm	70 mm	208 mm	251 mm	left (L)
8S4=225X82R	8S7=225X82R	51	173 mm	360 mm	67 mm	210 mm	240 mm	right (R)
8S4=228X84L	8S7=228X84L	53	176 mm	375 mm	73 mm	233 mm	250 mm	left (L)
8S4=222X84R	8S7=222X84R	53	170 mm	360 mm	78 mm	208 mm	246 mm	right (R)
8S4=228X88L	8S7=228X88L	52	174 mm	330 mm	72 mm	216 mm	250 mm	left (L)
8S4=228X89R	8S7=228X89R	52	182 mm	325 mm	77 mm	213 mm	2,550 mm	right (R)
8S4=232X94L	8S7=232X94L	55	173 mm	420 mm	76 mm	220 mm	257 mm	left (L)
8S4=230X93R	8S7=230X93R	55	176 mm	390 mm	75 mm	211 mm	253 mm	right (R)
8S4=238X92L	8S7=238X92L	14	182 mm	364 mm	71 mm	215 mm	255 mm	left (L)
8S4=244X94R	8S7=244X94R	14	179 mm	370 mm	70 mm	207 mm	260 mm	right (R)

Information material

647G468=ALL_INT	Instructions for use (qualified personnel) 8S4=*, 8S5=*, 8S6=*, 8S11=*, 8S12=*, 8S13=*, 8S20=*
647H1258=ALL_INT	Instructions for use (user) 8S4, 8S5, 8S6, 8S11, 8S12, 8S13, 8S20
647G571=ALL_INT	Instructions for use (qualified personnel) 8S4N=*, 8S5N=*, 8S6N=*, 8S11N=*, 8S12N=*, 8S13N=*, 8S20N=* Prothesenhand-schuh



A	Wrist circumference
B	Metacarpal circumference
C	Middle finger length
D	Sleeve circumference
E	Length to elbow (not applicable for short cuff)

- Available in 18 different shades.
- When ordering, please add the colour code according to the colour sample set (article no. 646M3) to the article number.
- In addition to the standard prosthetic glove, Ottobock also offers additional models of the Skin Natural series. The multilayer structure of the gloves gives them a depth effect so that they have a very vivid appearance. Please add an N before the = in the article number.

Passive

Arm components and accessories



Transhumeral modular kit

Reference number 12R6

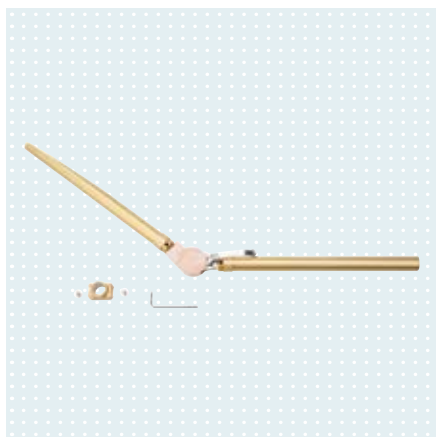
The modular structural component set contains the components for an upper arm prosthesis. Suitable for short and long above-elbow residual limbs with passive elbow lock as well as upper arm and forearm rotation.

Technical data

Article number	Side
12R6=R	right (R)
12R6=L	left (L)

Information material

647G471=ALL_INT	Instructions for use – 12R6, 12R7, 13R1
-----------------	--



Shoulder disarticulation modular kit

Reference number 12R7

The modular structural component set contains components for a shoulder disarticulation prosthesis with passive elbow lock.


Technical data

Article number	Side
12R7=L	left (L)
12R7=R	right (R)

Information material

647G471=ALL_INT	Instructions for use – 12R6, 12R7, 13R1
-----------------	--

Accessories/spare parts for 12R6, 12R7



Foam modular kit

Reference number 15K10

The modular foam kit contains two pre-shaped foam blocks as shaping elements in combination with the 12R6 and 12R7 modular sets. The forearm circumference is 300 mm, and the shape of the blocks can be customised.

Technical data

Article number	Forearm circumference
15K10	300 mm



Flexion cable retainer

Reference number 13Y1

Flexion cable retainer for use on the forearm tube.

Technical data

Article number
13Y1



Connection ring with groove

Reference number 13R9


Connection disc with groove for attaching the perlon frizz stockinette to the wrist joint.

Technical data

Article number	Outside Ø	For hand size
13R9=45	45 mm	6 3/4
13R9=50	50 mm	7 1/4
13R9=55	55 mm	7 3/4, 8
13R9=65	65 mm	Passive prosthetic hands (adaptable)

Passive

Arm components and accessories



Elbow joint bars

Reference number 16X12

Two joint bars for arm prostheses, usable on both sides. One joint bar has a swivelling cable lock and 18 locking positions in 7.2° increments. The other joint bar has a flat bar profile and no lock.

Technical data

Article number	Head Ø	Material	Quantity unit
16X12	30 mm	Stainless steel	Pair

Information material

647G472=ALL_INT
Instructions for use |
16X12, 16X13, 16X14,
16Y27, 16Y31=N



Elbow joint bar with cable lock

Reference number 16X13

Joint with swivelling cable lock, 18 locking positions in 7.2° increments, flat bar profile, suitable for both sides, for arm prostheses. Head diameter of 30 mm, joint bar length of 320 mm (top and bottom), joint bar width/thickness: 14 / 2 mm.

Technical data

Article number	Head Ø	Material	Quantity unit
16X13	30 mm	Stainless steel	Piece

Information material

647G472=ALL_INT
Instructions for use |
16X12, 16X13, 16X14,
16Y27, 16Y31=N



Elbow joint bar without lock

Reference number 16X14

The joint is freely moveable with a flat joint bar profile. Head diameter of 30 mm, joint bar length of 320 mm (top and bottom), joint bar width/thickness: 14 / 2 mm.

Technical data

Article number	Head Ø	Material	Quantity unit
16X14	30 mm	Stainless steel	• Piece

Information material

647G472=ALL_INT
Instructions for use |
16X12, 16X13, 16X14,
16Y27, 16Y31=N

Accessories/spare parts for 16X12, 16X13, 16X14



Joint Piece with Cable Lock

Reference number 16Y27

Joint piece with cable lock. 18 locking positions in 7.2° increments, suitable for both sides. With joint bracket and socket screws (oval head screws). Compatible with 12K27, 16X12 and 16X13.

Technical data

Article number	Quantity unit
16Y27	Piece




Joint Piece without Lock

Reference number 16Y31

Joint piece without lock, compatible with 16X12 and 16X14. With joint bracket and socket screws.

Technical data

Article number	Quantity unit
16Y31=N	Piece



Pull cable

Reference number 16Y26

The pull cable with threaded connection is a spare part for the 12K27 elbow component and the 16X12 and 16X13 elbow joint bars.

Technical data

Article number	Quantity unit
16Y26	Piece



Stirrup with wedge lock

Reference number 21Y79

Belt flap with wedge lock, compatible with 16X12 and 16X13 models.

Technical data

Article number	Quantity unit
21Y79	Piece

Passive

Shoulder joints and accessories



MovoShoulder swing

Reference number 12S6

The MovoShoulder Swing shoulder joint's free swing of up to 40° reduces pressure from the prosthetic socket and allows natural, harmonious movements. Abduction of up to 20° facilitates more comfortable movement patterns during many activities of daily life

Key features

- Natural, harmonious movements and reduced pressure from the prosthetic socket thanks to free swing (up to 40°) and abduction (up to 20°)
- Relieves the back and shoulder for improved body posture
- Facilitates hand to mouth activities such as eating and facial care
- Locking is realised using a certain body movement or the sound hand, with no additional control elements such as switches or a body harness
- Can be used with the DynamicArm


Information material

647G349=ALL_INT

Instructions for use –
12S6 MovoShoulder
Swing

Technical data

Article number	Side	Overall length	Weight
12S6=L	left	230 mm	242 g
12S6=R	right	230 mm	242 g



Ottobock shoulder joint

Reference number 12S4

The double-axis shoulder joint with separate friction and two arm joint bars can be used on both sides and is suitable for users with a forequarter amputation or shoulder disarticulation. It provides two degrees of freedom and permits anteversion/retroversion as well as abduction/adduction movements.

Key features

- Separate friction
- Two degrees of freedom
- Permits anteversion/retroversion as well as abduction/adduction movements
- With integrated lamination ring (43 mm diameter)
- Connection to elbow component with bars

Information material

647G473=ALL_INT

Instructions for use –
12S4, 12S7

Technical data

Article number	Overall length	Lamination ring Ø	Weight
12S4	210 mm	43 mm	134 g



Ottobock ball shoulder joint

Reference number 12S7

The Ottobock ball shoulder joint has a threaded stud M12X1.5.

Technical data

Article number	with	Weight	Material
12S7	threaded stud M12x1.5	78 g	Light metal

Information material

647G473=ALL_INT Instructions for use –
12S4, 12S7

Accessories/spare parts for 12S6, 12S4, 12S7




Lamination ring

Reference number 13Z16

Spare part for Ottobock 12S4 shoulder joint.

Technical data

Article number	Spare part for	for
13Z16=43	12S4	adults youths elderly




O-ring set

Reference number 13D1

The O-ring set contains spare parts for the 12S6 MovoShoulder Swing.

Technical data

Article number	Spare part for	Side
13D1	12S6=L 12S6=R	universal



Modular elbow joint

Reference number 13R1

Modular elbow joint with passive lock.

Technical data

Article number	Side
13R1=L	left (L)
13R1=R	right (R)

Passive

Shoulder joints and accessories



Light metal piping

Reference number 13R3

Gold anodised light metal piping with a length of 250 mm, with reinforced ring and glide bushing.

Technical data

Article number	for	Length	Side
13R3	Modular arm components	250 mm	both sides



Lamination ring

Reference number 13G8

Lamination ring for use with elbow components for children (article no. 12K19=40).
Lamination ring for use with the elbow components with passive lock (article no. 12K5 and 12K20) and the transhumeral modular kit (article no. 12R6).

Technical data

Article number	for	Outside Ø	Spare part for
13G8=54	children youths	54 mm	12K19
13G8=67	children youths	67 dB(A) mm	12R6, 12R6, 12K5, 12K5, 12K20, 12K20



Truss head screw

Reference number 501S35

Socket screw for 12R6, 12R7, 13R5, 13R6 and 13R7.

Technical data

Article number	for	Thread
501S35=M4X6	12R6, 12R7, 13R5, 13R6 and 13R7	M4X6



Cap screw (Allen screw)

Reference number 501Z2

Cap screw for articles 12R6, 12R7 and 13R5.
501Z2 cap screw as a spare part for various Ottobock adapter systems.

Technical data

Article number	Spare part for	Thread
501Z2=M4X18	12R6=L 12R6=R	M4



Adapter

Reference number 10R5

Adapter for connecting the 13R3/13R4 tubes and the 13R6/13R7 adapters to the elbow joint. For hand and upper arm rotation.

Technical data

Article number	for	Connection Ø	Length	Weight
10R5	hand and upper arm rotation	20 mm	30 mm	13 g



Grub screw

Reference number 506G1

Set screw for articles 10R5, 12R6 and 12R7.

Technical data

Article number	for
506G1=M6X10	10R5, 12R6, 12R7



Joint ball

Reference number 13X5

Spare part for the Ottobock 12S7 ball shoulder joint.

Technical data

Article number
13X5



Adapter

Reference number 10R2

Adapter with interior thread for connecting a hook or system hand to modular arm components.

Adapter to connect modular arm components to the 12S7 ball shoulder joint with M12X1.5 interior thread.

Technical data

Article number	Connection Ø	Interior thread
10R2=M12X1.5	20 mm	M12X1.5
10R2=1/2"-20	20 mm	1/2"-20

Passive

Shoulder joints and accessories



Light metal piping

Reference number 13R4

Gold anodised light metal piping with reinforced ring and glide bushing (length: 120 mm).

Technical data

Article number	for	Length	Side
13R4	Modular arm components	120 mm	both sides



Adapter

Reference number 13R6

Adapter for connecting the 13G8 lamination ring to the elbow joint using the 10R5 adapter.

Technical data

Article number	for	Side
13R6	Modular arm components	both sides



Friction ring

Reference number 13X3

Spare part for the Ottobock 12S7 ball shoulder joint.

Technical data

Article number
13X3




Joint clamp

Reference number 13X4

Spare part for the Ottobock 12S7 ball shoulder joint.

Technical data

Article number
13X4



Shoulder bracket set

Reference number 13D2

The shoulder bracket set contains spare parts for the 12S6 MovoShoulder Swing.

Technical data

Article number	Spare part for	Side
13D2=R	12S6=R	right
13D2=L	12S6=L	left



IntoLiner

Reference number 14Y3

The IntoLiner Acclimate, together with a custom fabricated frame socket, forms the connection between the residual limb and the arm prosthesis. It enhances the comfort of the upper limb prosthesis with its temperature equalising, breathable properties.

Technical data

Article number	Length	Circumference 1	Circumference 2
14Y3=140	290 mm	140 mm	160 mm
14Y3=160	290 mm	160 mm	205 mm
14Y3=180	290 mm	205 mm	200 mm
14Y3=200	290 mm	200 mm	220 mm
14Y3=220	290 mm	220 mm	240 mm

Information material

647G772=ALL_INT

Instructions for use – 14Y3
IntoLiner Acclimate

- For correct size selection, measure the circumference 3 cm proximal from the end of the residual limb. Subtract 1 to 2 cm from the measured circumference according to the soft tissue situation.



Skeo Up

Reference number 14Y5

Robust and featuring a new design, the liner is intended for a residual limb socket up to a length of 100 mm in the area of the upper arm/forearm. Its special outer coating makes it easier to put on and take off. Thanks to the roughened inner contour, it offers a high level of wearer comfort.

Technical data

Article number	Length	Circumference 1	Circumference 2
14Y5=110	209 mm	110 mm	150 mm
14Y5=140	209 mm	140 mm	160 mm
14Y5=160	209 mm	160 mm	205 mm
14Y5=180	209 mm	205 mm	220 mm
14Y5=200	220 mm	200 mm	220 mm
14Y5=220	220 mm	220 mm	240 mm

Information material

647G1642=ALL_INT

Instructions for use |
14Y1, 14Y5 Skeo Up

- For correct size selection, measure the circumference 3 cm proximal from the end of the residual limb. Subtract 1 to 2 cm from the measured circumference according to the soft tissue situation.

Accessories/spare parts for 14Y3, 14Y5



Dummy set

Reference number 14A111

Dummy set for aligning a prosthesis with the Ottobock silicone ArmLiner. The set consists of one pin dummy with a thread and one without as well as a shape dummy for the lamination ring.

Technical data

Article number

14A111

Passive

Liners and accessories



Lock set

Reference number 14A1

Lock set to secure an Ottobock 14Y5 silicone ArmLiner in the prosthetic socket.

Technical data

Article number	Length
14A1	10.5 mm



Lock with release pin

Reference number 14A110

Lock with release pin serves as a spare part for 14A1.

Technical data

Article number	Spare part for	Length
14A110	14A1	9 mm



Donning spray

Reference number 640F18

The donning spray for Ottobock Skeo liners and prosthetic gloves (silicone, PVC) is needed among other things for putting on and removing the liner or prosthetic glove.

Technical data

Article number	for	Contents
640F18	Prosthetic gloves and liners	90 ml
640F18=900	Prosthetic gloves and liners	900 ml



Derma Clean

Reference number 453H10

Derma Clean is a special cleaning lotion for highly stressed skin. The pH-neutral lotion featuring an antibacterial formula is free of alkali and phosphates. Derma Clean is also suitable for cleaning the prosthesis, orthosis or liner.

Technical data

Article number	Order unit	Packaging	Contents
453H10-N	bottle	Package of 6	300 ml
453H10=1-N	bottle	1 piece	300 ml



Derma Repair

Reference number 453H14

Derma Repair provides special basic skin care with panthenol and vitamin E to regenerate highly stressed skin. It soothes irritated skin and makes it noticeably more supple and elastic. Using Derma Repair also promotes the skin's blood circulation and cell growth.

Technical data

Article number	Order unit	Packaging	Contents
453H14	bottle	Package of 6	200 ml
453H14=1	bottle	1 piece	200 ml



Derma Prevent

Reference number 453H12

Derma Prevent provides special protection for highly stressed skin. The lotion prevents chafing, protects the skin and keeps it soft and supple. It also inhibits contact with external allergens and reduces perspiration and odour formation.

Technical data

Article number	Order unit	Packaging	Contents
453H12	bottle	Package of 6	100 ml
453H12=1	bottle	1 piece	100 ml



Pin

Reference number 14A107

The pin is available in various lengths.

Technical data

Article number	Length
14A107	23 mm
14A107=1	28 mm
14A107=2	33 mm

Passive

Above-elbow and below-elbow harnesses and accessories



Transhumeral soft harness

Reference number 21A47

A transhumeral soft harness for upper arm prostheses with myoelectric or passive elbow joints. The comfortable, padded harness consists of a sling and a sleeve and can be removed completely. Users can put it on and take it off with one hand.


Technical data

Article number	Side	For size	Colour
21A47=L-L-1	left (L)	L	1 Grey
21A47=L-M-1	left (L)	M	1 Grey
21A47=L-S-1	left (L)	S	1 Grey
21A47=R-L-1	right (R)	L	1 Grey
21A47=R-M-1	right (R)	M	1 Grey
21A47=R-S-1	right (R)	S	1 Grey

Information material

647G1279=ALL_INT	Instructions for use for transhumeral soft harness (qualified personnel)
646D1544=EN_MASTER	Product brief Transhumeral soft harness

- The arm strap (article no. 21A48) can also be ordered separately.



Triple-control above-elbow harness

Reference number 21A35

The triple-control above-elbow harness is used to secure the prosthetic socket and control body-powered prostheses. It is compatible with right and left-side prostheses.

Technical data

Article number	Design of cable pull
21A35=1	Perlon cable
21A35=2	Steel Cable

Information material

647G1674=ALL_INT	Instruction documents for technicians/qualified personnel in accordance with MDD
------------------	--



Below-elbow harness

Reference number 21A36

The below-elbow harness is intended for fixation of the prosthetic socket and for control of body-powered prostheses. It is compatible with right and left-side prostheses.

Key features

- Serves to secure the prosthetic socket
- Control of body-powered prostheses
- With integrated perlon cable (article no. 21A36=1) or plastic-coated steel cable (article no. 21A36=2).
- Suitable for prostheses on the right and left sides

Technical data


Article number	Design of cable pull
21A36=1	Perlon cable
21A36=2	Steel Cable

Information material

647G1674=ALL_INT

Instruction documents for technicians/qualified personnel in accordance with MDD

Accessories/spare parts for 21A47, 21A35, 21A36



Steel cable, coated

Reference number 651D4

The steel cable is wrapped inside a plastic sheath.

Technical data

Article number
651D4=2
651D4=1.16




Sleeve protection pad

Reference number 15Y1

The sleeve protection pad is made of rubber with a leather cover.

Technical data

Article number	Length	Width
15Y1=16	16 cm	85 mm
15Y1=18	18 cm	85 mm



Bowden cable

Reference number 21A37

The Bowden cable is a spare part for article no. 21A35=1. Spiral length: 500 mm.

Technical data

Article number	Spare part for	Length	Diameter
21A37=1	21A35=1 21A36=1	500 mm	4 mm

Passive

Above-elbow and below-elbow harnesses and accessories



Ball-shaft adapter

Reference number 10Y31

Together with the 10Y32=* coupler, the ball-shaft adapter forms a connecting element.

Technical data

Article number	for	Width	Length	Weight
10Y31=1	21A18=2 Perlon cable	5 mm	14.5 mm	1 g
10Y31=2	651D4=2 Steel cable	5 mm	14.5 mm	1 g
10Y31=7	3/64" steel cable	5 mm	14.5 mm	1 g
10Y31=8	1/16" steel cable	5 mm	14.5 mm	1 g
10Y31=9	3/32" steel cable	5 mm	14.5 mm	1 g



Coupler

Reference number 10Y32

Together with the 10Y31=* ball-shaft adapter, the coupler forms a connecting element.

Technical data

Article number	for	Width	Length	Weight
10Y32=1	21A18=2 Perlon cable	6,5 mm	20 mm	1,6 g
10Y32=2	651D4=2 Steel cable	6,5 mm	20 mm	1,6 g



Ring

Reference number 21Y194

The harness ring has an integrated cable guide.

Technical data

Article number	Spare part for	Outside Ø
21Y194	21A35=1 21A36=1	71 mm



Stainless steel buckle

Reference number 21Y195

Stainless steel buckle for positioning and fixing the harness strap.

Technical data

Article number	Spare part for	Width	Length
21Y195=25	21A35=1 21A36=1	18 mm	31 mm




Connecting bracket

Reference number 21Y197

The connecting bracket is a spare part for both the 21A36 below-elbow harness and 21A35 triple-control above-elbow harness.

Technical data

Article number	Spare part for	Width	Length
21Y197=1	21A35=1 21A36=1	71 mm	100 mm



Axilla pad set

Reference number 21A38

Axilla pad set made of white foam.

Technical data

Article number	Spare part for	Weight	Contents	Material	Colour
21A38	21A35=1 21A36=1	30 g	5 Piece(s)	Foam	6 White



Strap buckle

Reference number 21Y199

Strap buckle for a seamless connection between the 623G23 elastic harness strap and the prosthetic socket. Consisting of sleeve, lower part, upper part and spacer sleeve.

Technical data

Article number	Spare part for	Width	Length
21Y199	21A35=1 21A36=1	29 mm	38.5 mm




Spacer sleeve

Reference number 21Y203

The spacer sleeve is a spare part for the 21Y199 strap buckle.

Technical data

Article number	Spare part for	Outside Ø
21Y203	21A35=1 21A36=1	8 mm



Socket screw with Allen head

Reference number 503F3

Socket screw with Allen head.

Technical data

Article number	Thread	Thread length	Head Ø	Minimum order quantity
503F3=M4X8-20	M4	7 mm	8 mm	20 piece(s)
503F3=M4X8-100	M4	7 mm	8 mm	100 piece(s)

Passive

Above-elbow and below-elbow harnesses and accessories



Elastic harness strap

Reference number 623G23

Elastic harness strap in white with tunnel-shaped cable guide.

Technical data

Article number	Width	Length	Order unit
623G23	25 mm	Roll à 100 m	linear metres




Harness strap

Reference number 623H23

The white harness strap is an option for the upper arm, forearm and body harnesses.

Technical data

Article number	Width	Length	Order unit
623H23	25 mm	Roll of 100	linear metres
623H23=60	25 mm	60 cm	linear metres
623H23=160	25 mm	160 cm	linear metres



Perlon cable

Reference number 21A18

The perlon cable has a diameter of 2 mm.

Technical data

Article number	Diameter	Length	Order unit
21A18=2X1	2 mm	1 m	linear metres
21A18=2X5	2 mm	5 m	linear metres
21A18=2X10	2 mm	10 m	linear metres
21A18=2X25	2 mm	25 m	linear metres



Setting nut

Reference number 29C5

Setting nut (knurled), stainless steel.

Technical data

Article number	Thread	Head Ø	Shoulder Ø	Length
29C5=M4X7X2.4	M4	7 mm	5.5 mm	2.4 mm
29C5=M4X7	M4	7 mm	5.5 mm	3.6 mm
29C5=M4X9	M4	9 mm	5.5 mm	3.6 mm
29C5=M5X9	M5	9 mm	6.5 mm	9 mm
29C5=M5X18	M5	18 mm	6.5 mm	3.6 mm



Cable clamp

Reference number 10Y3

The cable clamp is a spare part for body harnesses.

Technical data

Article number	for
10Y3	21A35=* Triple-control upper arm harness




Clamp sleeve, short

Reference number 10Y25

The short clamp sleeve is used for crimping onto the 651D4=2 steel cable.

Technical data

Article number	for	Width	Length	Weight
10Y25	651D4=2 steel cable (1A35=2 / 21A36=2 body harnesses)	4 mm	3.5 mm	0,16 g




Clamp sleeve, long

Reference number 10Y26

The clamp sleeve is used for crimping onto the 651D4=2 steel cable.

Technical data

Article number	for	Width	Length	Weight
10Y26	651D45=2 steel cable (21A35=2 / 21A36=2 body harness)	4 mm	8 mm	0,3 g




Eyelet cable anchor, large

Reference number 21A5

The bracket is an option for prostheses with a body harness.

Technical data

Article number	Contents	Width	Length	Clear width	Weight
21A5	1 Piece(s)	15 mm	35 mm	5 mm	4 g



Spiral nut

Reference number 21A6

The spiral nut is a spare part for body harnesses.

Technical data

Article number	Diameter	Weight	Length	Spiral length	Contents	for
21A6	5 mm	1,3 g	20 mm	20 mm	1 Piece(s)	21A35=* / 21A36=* Body harnesses 21A37=1

Passive

Above-elbow and below-elbow harnesses and accessories



Coupling piece

Reference number 21A7

The coupling piece is used in combination with the Perlon cord.

Technical data

Article number	Quantity unit
21A7	Piece




Threaded sleeve

Reference number 21A11

The long threaded sleeve is screwed onto the 21A18=2 Perlon cable.

Technical data

Article number	for	Diameter	Weight	Contents	Quantity unit
21A11	Perlon cable (21A18=2*)	3,8 mm	0,2 g	1 Piece(s)	Piece




Threaded sleeve

Reference number 21A12

The short threaded sleeve is screwed on the 21A18=2 perlon cable (contents: two pieces).

Technical data

Article number	Package contents	Quantity unit
21A12	2 piece(s)	Piece



Spring

Reference number 21A25

The spring is used for the coupling piece.

Technical data

Article number	Quantity unit
21A25	Piece



Cable strap connector

Reference number 21Y37

Cable strap buckle with a clearance width of 25 mm.

Technical data

Article number	Width	Length	Clear width
21Y37	34 mm	22,5 mm	25 mm



Elastic double strap

Reference number 623G4

This product is compatible with the 29R127 clip closure for a carrying strap. It is manufactured from 42% viscose, 37% cotton and 21% spandex. The outer edge is gently rounded and the length can be adjusted to the individual.

Technical data

Article number	Length	Width	Colour
623G4=1	1 m	30 mm	Grey/white
623G4=5	1 m	30 mm	Grey/white



Flat head screw

Reference number 501S28

The nickel-plated countersunk head screw is used for the 16H1 and 16H2.

Technical data

Article number	Thread length	Thread	Quantity unit
501S28=M3.5X5	5	M3.5X5	Piece



“D” ring

Reference number 21A16

The guide ring is used for the flexion cable.

Technical data

Article number	Clear width
21A16	13 mm



Hollow rivet

Reference number 504H3


Lower section open

Technical data

Article number	Head Ø	Minimum order quantity
504H3=7-100	7 mm	100 piece(s)
504H3=11-100	11 mm	100 piece(s)
504H3=13-100	13 mm	100 piece(s)
504H3=7-1000	7 mm	1,000 piece(s)
504H3=11-1000	11 mm	1,000 piece(s)
504H3=13-1000	13 mm	1,000 piece(s)

Passive

Above-elbow and below-elbow harnesses and accessories




Loop

Reference number 514Z3

The strap is an accessory for the upper arm and below-elbow harness.

Technical data

Article number	Clear width
514Z3=25	25 mm




Crimping tool

Reference number 736Y6

Crimping tool for crimping the coupling screw and clamp sleeve as well as the 10Y31=2 ball shaft adapter and the 10Y32=2 coupler onto the 651D4=2 steel cable.

Technical data

Article number	Height	Length of work surface	Width	Length	Weight
736Y6	26.5 mm	60 mm	40 mm	30 mm	196 g




Schraubkupplung

Reference number 10Y19

The coupler connects the steel cable and perlon cable, spectra cable or two perlon cables. It consists of a coupling sleeve and coupling screw, which is screwed onto the perlon cable or through which a spectra cable is threaded and knotted.

Technical data

Article number	Width	Length	Weight
10Y19=2	6 mm	16 mm	2.1 g




Pad screw head

Reference number 516S3

Threaded support fastener with M4 thread and a thread length of 5.5 mm made of nickel-plated steel, for attaching straps and belts.

Technical data

Article number	Thread	Thread length	Head Ø	Head height	Base Ø
516S3	M4	5.5 mm	6 mm	6.5 mm	8 mm



Lamination disk, serrated

Reference number 507S15

Serrated lamination disc with bore (diameter: 3 mm). Exterior diameter 13.8 mm (contents: two pieces).

Technical data

Article number	Accessory for	Outside Ø	Borehole Ø	Thickness
507S15	743A18	13.8 mm	3 mm	1.5 mm



Axillary protector for body harnesses

Reference number 21A29

Optional silicone axillary protector for 21A35 and 21A36 body harnesses for increased comfort.

Technical data

Article number	Width
21A29=18	18 mm
21A29=25	25 mm



Eyelet cable anchor, small

Reference number 21A24

The bracket is an option for prostheses with a body harness.

Technical data

Article number	for	Clear width
21A24	21A19=* / 21A20=* Old body harness	5 mm





Socket technologies

Improved comfort and prosthetic suspension

Ottobock Socket Technologies ensure that a highly individual part of the prosthesis can be tailor-made to meet the needs of your patient. From individual components to complete custom solutions, we offer an extensive portfolio that lets you assemble the appropriate fitting for your patient.

On the following pages you will find:

- Liners
- Socket components and donning aids
- Harnesses
- SiOXC sockets



Visit www.ottobock.com to obtain up-to-date product information at any time.

Socket technologies

Liners



Skeo Up

Reference number 14Y5

Robust and featuring a new design, the liner is intended for a residual limb socket up to a length of 100 mm in the area of the upper arm/forearm. Its special outer coating makes it easier to put on and take off. Thanks to the roughened inner contour, it offers a high level of wearing comfort.

Technical data

Article number	Length	Circumference 1	Circumference 2
14Y5=110	209 mm	110 mm	150 mm
14Y5=140	209 mm	140 mm	160 mm
14Y5=160	209 mm	160 mm	205 mm
14Y5=180	209 mm	205 mm	220 mm
14Y5=200	220 mm	200 mm	220 mm
14Y5=220	220 mm	220 mm	240 mm

- For correct size selection, measure the circumference 3 cm proximal from the end of the residual limb. Subtract 1 to 2 cm from the measured circumference according to the soft tissue situation.



IntoLiner Acclimate

Reference number 14Y3

The IntoLiner Acclimate, together with a custom fabricated frame socket, forms the connection between the residual limb and the arm prosthesis. It enhances the comfort of the upper limb prosthesis with its temperature equalising, breathable properties.

Technical data

Article number	Length	Circumference 1	Circumference 2
14Y3=140	290 mm	140 mm	160 mm
14Y3=160	290 mm	160 mm	205 mm
14Y3=180	290 mm	205 mm	200 mm
14Y3=200	290 mm	200 mm	220 mm
14Y3=220	290 mm	220 mm	240 mm

- For correct size selection, measure the circumference 3 cm proximal from the end of the residual limb. Subtract 1 to 2 cm from the measured circumference according to the soft tissue situation.

Information material

647G772=ALL_INT Instructions for use – 14Y3
IntoLiner Acclimate

Accessories/spare parts for 14Y5, 14Y3



Donning spray

Reference number 640F18

The donning spray for Ottobock Skeo liners and prosthetic gloves (silicone, PVC) is needed among other things for putting on and removing the liner or prosthetic glove.

Technical data

Article number	for	Contents
640F18	Prosthetic gloves and liners	90 ml
640F18=900	Prosthetic gloves and liners	900 ml



Derma Clean

Reference number 453H10

Derma Clean is a special cleaning lotion for highly stressed skin. The pH-neutral lotion featuring an antibacterial formula is free of alkali and phosphates. Derma Clean is also suitable for cleaning the prosthesis, orthosis or liner.

Technical data

Article number	Order unit	Packaging	Contents
453H10-N	bottle	Package of 6	300 ml
453H10=1-N	bottle	1 piece	300 ml



Derma Repair

Reference number 453H14

Derma Repair provides special basic skin care with panthenol and vitamin E to regenerate highly stressed skin. It soothes irritated skin and makes it noticeably more supple and elastic. Using Derma Repair also promotes the skin's blood circulation and cell growth.

Technical data

Article number	Order unit	Packaging	Contents
453H14	bottle	Package of 6	200 ml
453H14=1	bottle	1 piece	200 ml



Derma Prevent

Reference number 453H12

Derma Prevent provides special protection for highly stressed skin. The lotion prevents chafing, protects the skin and keeps it soft and supple. It also inhibits contact with external allergens and reduces perspiration and odour formation.

Technical data

Article number	Order unit	Packaging	Contents
453H12	bottle	Package of 6	100 ml
453H12=1	bottle	1 piece	100 ml

Socket technologies

Socket components and donning aids



Dummy set

Reference number 14A111

Dummy set for aligning a prosthesis with the Ottobock silicone ArmLiner. The set consists of one pin dummy with a thread and one without as well as a shape dummy for the lamination ring.

Technical data

Article number
14A111



Lock set

Reference number 14A1

Lock set to secure an Ottobock 14Y1 or 14Y5 silicone ArmLiner in the prosthetic socket.

Technical data

Article number	Length
14A1	10.5 mm



Lock with release pin

Reference number 14A110

Lock with release pin serves as a spare part for 14A1.

Technical data

Article number	Spare part for	Length
14A110	14A1	9 mm



Pin

Reference number 14A107


The pin is available in various lengths.

Technical data

Article number	Length
14A107	23 mm
14A107=1	28 mm
14A107=2	33 mm

Socket technologies

Socket components and donning aids



Tube dummies

Reference number 99B83

The tube dummies are used for fabricating vacuum-formed inner sockets.

Technical data

Article number	Diameter
99B83=16	16 mm
99B83=21	21 mm



PVC connection tube

Reference number 99B13

The PVC connection tube serves as a connection channel between the inner and outer sockets.

Technical data

Article number	Diameter	Colour
99B13=16	16 mm	Skin colour
99B13=16-7	16 mm	Black
99B13=21	21 mm	Skin colour
99B13=21-7	21 mm	Black



Tube valve for suction socket

Reference number 12V10

In combination with the electrode (article no. 13E202), the tube valve creates an airtight socket seal. The PVC connection tube (article no. 99B13) is already included in the scope of delivery.

Technical data

Article number
12V10



Derma Protection ArmComfort

Reference number 453A1


Derma Protection ArmComfort makes the transition from the forearm socket to the upper arm more visually appealing and provides additional support for the prosthesis. The special polymer gel coating, high elasticity and anatomical fit also improve wearer comfort.

Technical data

Article number	for	Overall length
453A1	Adults	245 mm
453A1=1	Children	160 mm

Information material

647H1658=ALL_INT	Instructions for use (User) Derma Protection ArmComfort
------------------	---



EasyFit Arm donning aid

Reference number OC1560

The EasyFit Arm donning aid saves time and effort when putting on an arm prosthesis with a valve opening.

Technical data

Article number	Size	Proximal residual limb circumference	Distal residual limb circumference	Residual limb length	Colour	Colour seam
OC1560=KIDS	KIDS	29 cm	15 cm	21 cm	Green	Multi-coloured
OC1560=TR	TR	42 cm	22 cm	25 cm	Green	Orange
OC1560=TH	TH	47 cm	28 cm	34 cm	Green	Dark green

Information material

646D536=EN	OC1560 EasyFit Arm donning aid product information
------------	--

Socket technologies

Harnesses



Transhumeral soft harness

Reference number 21A47


A transhumeral soft harness for upper arm prostheses with myoelectric or passive elbow joints. The comfortable, padded harness consists of a sling and a sleeve and can be removed completely. Users can put it on and take it off with one hand.

Technical data

Article number	Side	For size	Colour
21A47=L-L-1	left (L)	L	1 Grey
21A47=L-M-1	left (L)	M	1 Grey
21A47=L-S-1	left (L)	S	1 Grey
21A47=R-L-1	right (R)	L	1 Grey
21A47=R-M-1	right (R)	M	1 Grey
21A47=R-S-1	right (R)	S	1 Grey

Information material

647G1279=ALL_INT	Instructions for use for transhumeral soft harness (qualified personnel)
646D1544=EN_MASTER	Product brief Transhumeral soft harness



Triple-control above-elbow harness

Reference number 21A35

The triple-control above-elbow harness is used to secure the prosthetic socket and control body-powered prostheses. It is compatible with right and left-side prostheses.

Technical data

Article number	Design of cable pull
21A35=1	Perlon cable
21A35=2	Steel Cable

Information material

647G1674=ALL_INT	Instruction documents for technicians/qualified personnel in accordance with MDD
------------------	--



Below-elbow harness

Reference number 21A36

The below-elbow harness is intended for fixation of the prosthetic socket and for control of body-powered prostheses. It is compatible with right and left-side prostheses.

Technical data

Article number	Design of cable pull
21A36=1	Perlon cable
21A36=2	Steel Cable

Information material

647G1674=ALL_INT	Instruction documents for technicians/qualified personnel in accordance with MDD
------------------	--

Socket technologies

Sockets



Information material

646D438=GB	Information for technicians SiOCX sockets for upper extremities
647F672=EN_MASTER	Forms (questionnaires, service forms, order forms)

SiOCX TR socket

Reference number 8T350

The SiOCX sockets for the upper limb - consisting of an HTV silicone inner socket with a carbon prepreg outer socket - impress due to their low weight, functionality and unparalleled comfort. The inner socket is available with Myo contact surfaces as an option, which allow signals to be transmitted directly through the socket to the electrodes.

Key features

- High surface suspension for excellent fixation on the residual limb
- Soft socket brim that adapts to user movements
- Integrated myoelectric contact surfaces of conductive silicone
- Easy-to-clean system with inner socket that can be sterilised
- Dermatologically tested material
- Flexible ulna opening in the outer socket enhances wearer comfort

Technical data

Article number

8T350=1

- To order, please use the ordering process and order form at the end of the section.



Information material

646D438=GB	Information for technicians SiOCX sockets for upper extremities
647F673=EN_MASTER	Forms (questionnaires, service forms, order forms)

SiOCX TR Flex socket

Reference number 8T351

The SiOCX sockets for the upper limb - consisting of an HTV silicone inner socket with a carbon prepreg outer socket - impress due to their low weight, functionality and unparalleled comfort. The inner socket is available with Myo contact surfaces as an option, which allow signals to be transmitted directly through the socket to the electrodes.

Key features

- High surface suspension for excellent fixation on the residual limb
- Soft socket brim that adapts to user movements
- Integrated myoelectric contact surfaces of conductive silicone
- Easy-to-clean system with inner socket that can be sterilised
- Dermatologically tested material
- Flexible regions in the outer socket enhance wearer comfort
- Enhanced perception of environmental stimuli

Technical data

Article number

8T351=1

- To order, please use the ordering process and order form at the end of the section.



SiOCX socket system, TH

Reference number 8T550

The SiOCX sockets for the upper limb - consisting of an HTV silicone inner socket with a carbon prepreg outer socket - impress due to their low weight, functionality and unparalleled comfort. The inner socket is available with Myo contact surfaces as an option, which allow signals to be transmitted directly through the socket to the electrodes.

Key features

- High surface adhesion for excellent fixation on the residual limb
- Soft socket brim that adapts to user movements
- Integrated myoelectric contact surfaces made of conductive silicone
- Easy-to-clean system with inner socket that can be sterilised
- Dermatologically tested material
- Openings in the outer socket enhance wearer comfort
- Enhanced perception of environmental stimuli

Information material

646D438=GB	Information for technicians SiOCX sockets for upper extremities
647F674=EN_MASTER	Forms (questionnaires, service forms, order forms)

Technical data

Article number

8T550=1

- To order, please use the ordering process and order form at the end of the section.

Customised products from Ottobock iFab

Ottobock iFab is an extended workbench that serves as your reliable partner for the centralised fabrication of custom devices in orthotics and prosthetics in the era of digital transformation.

For information about iFab products, or if you have questions or comments, please contact us: ifab@ottobock.com

Accessories/spare parts for 8T350, 8T351, 8T550



Myo contact surfaces

Reference number 8T860

Contact surfaces made of conductive silicone for the transmission of myoelectric signals directly to the electrodes

Technical data

Article number

8T860=1

SiOCX prosthetic sockets iFab Ordering process

1. Send a plaster positive or a well-fitting check socket or definitive socket to Ottobock iFab. The positions of the electrodes, adapter and connections between the inner and outer sockets as well as the position must be marked on the plaster positive. We also require the completed order form for additional information.

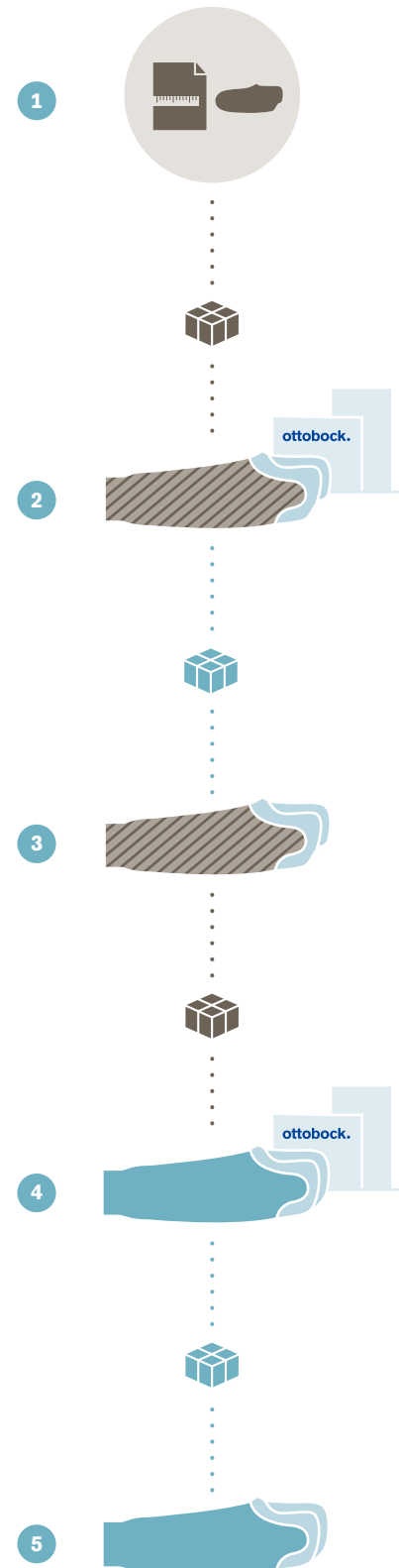
2. The individual HTV silicone inner socket will be fabricated by Ottobock iFab according to the information provided by the prosthetist.

The inner socket is supplied within 10 working days, along with a rigid foam moulded part and a hand adapter for an interim trial fitting. This allows you to determine the shape, position and length of the prosthesis with precision.

3. You should then return the silicone inner socket with the rigid foam moulded part and the hand adapter to Ottobock iFab.

4. The prosthetic socket will now be fabricated for you by Ottobock iFab according to your specifications.

5. You will receive the definitive SiOCX socket after another 7 working days.



SiOCX TR Socket 8T350=1 iFab Ordering form

Contact person	Customer	Date
Customer		Shipping address (if different from customer address)
Company	Company	
Street	Street	
Postal code/city	Postal code/city	
E-mail	Phone	
Commission		

Affected side Left Right

Fitting step 1

Silicone inner socket

Colour of the inner socket

- Skin colour
 Uni:

Setting nut position

- Standard
 Own specification:

Electrode receiver

- Without 13E202 13E200

Adapter for PVC connection tube

- 99B13=16 (small)
 99B13=21 (large)

Myoelectric contact surfaces

- Yes (surcharge)
 No

Rigid foam casting form

Olecranon – thumb measurement: mm

Hand size:

Fitting step 2

Prepreg outer socket

- Flexible outer socket areas**
 (please mark position and size)

Surface design

- Finished carbon design Designer fabric art. no.:
- Skin colour

Length

- Accept
 Shorten by: mm

Lamination ring

- Glue in place
 Enclose

Comments:

Socket technologies

Sockets

SiOCX TR Flex 8T351=1

iFab Order form

Contact person	Customer number	Date
Customer		Shipping address (if different from customer address)
Company	Company	
Street	Street	
Postal code/city	Postal code/city	
E-mail	Phone	
Commission		

Affected side Left Right

Fitting step 1

Silicone inner socket

Colour of the inner socket

- Skin colour
 Uni:

Setting nut position

- Standard
 Own specification:

Electrode receiver

- Without 13E202 13E200

Rigid foam moulding (with receiver for prosthetic hand)

Olecranon-to-thumb measurement: mm

Adapter for PVC connection tube

- 99B13=16 (small)
 99B13=21 (large)
 Valve:

Myoelectric contact surfaces

- Yes*
 No

Hand type:

Hand size:

Fitting step 2

Flexible outer socket

Surface design (silicone)

- Skin colour
 Uni:
- Multi-coloured (following approval by phone, or according to enclosed samples)
- 88L3=B anti-stick coating*

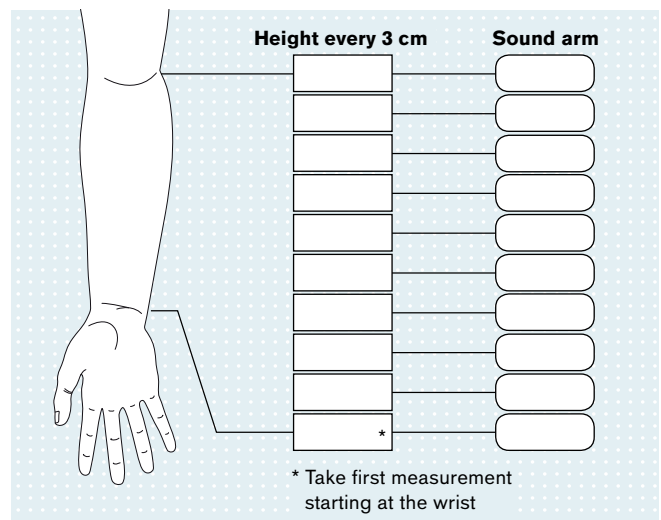
Length

- Accept
 Shorten by:

Lamination ring

- Glue in place
 Enclose

Michelangelo fittings: please send the lamination ring to iFab



SiOCX TH socket 8T550=1 iFab Order form

Contact	<input type="text"/>	Customer number	<input type="text"/>	Date	<input type="text"/>
Customer			Shipping address (if different from customer address)		
Company	<input type="text"/>		Company	<input type="text"/>	
Street	<input type="text"/>		Street	<input type="text"/>	
Postal code/city	<input type="text"/>	<input type="text"/>	Postal code/city	<input type="text"/>	<input type="text"/>
E-mail	<input type="text"/>		Telephone	<input type="text"/>	
Customer reference	<input type="text"/>				

Affected side Left Right

Fitting step 1

Silicone inner socket

Colour of the inner socket

- Skin colour
- Single-coloured

Setting nut position

- Standard
- Own specification

Electrode receiver

- Without 13E202 13E200

Adapter for PVC connection tube

- 99B13=16 (small)
- 99B13=21 (large)
- Valve

Myoelectric contact surfaces

- Yes (surcharge)
- No

Fitting step 2

Prepreg outer socket

Length

- Accept
- Shorten by: mm

Flexible outer socket areas

(please mark position and size)

Surface design

- Finished carbon design
- Skin colour
- Monochrome:
- Designer fabric item no.:

Lamination ring

Please send to Ottobock iFab with the dummies included, otherwise these components will be invoiced.

Comments:





Customised silicone prostheses

Appealing Functional Individual

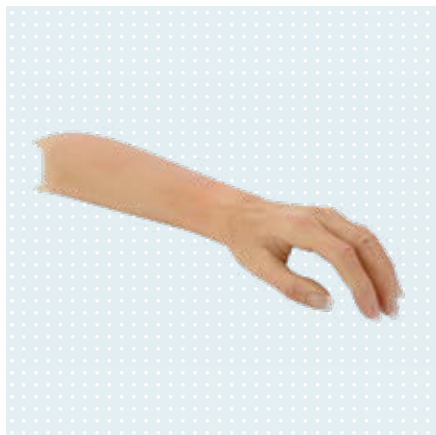
Our hands combine sensory, motor as well as social functions. They are always visible – and are a way of introducing ourselves when giving a first impression. The loss of a finger, parts of the hand or the forearm affects the functionality as well as the appearance of the upper limb. Some of those affected prefer to hide their hand from others and are ashamed in public. An established treatment in this context is a fitting with a silicone prosthesis. The prostheses look very natural and are not even noticed at first in everyday life. The deceptively real restoration of the anatomically correct shape and colour of the limb ensures relaxed interactions with others – a key aspect in helping the individual integrate into everyday social and professional life.

On the following pages you will find

- Silicone cover for the upper limb
- Silicone partial hand prosthesis
- Silicone finger prosthesis



Customised silicone prostheses



Custom silicone covers for the upper limb

Reference number 88A10-12

For many users, a natural outward appearance is just as important as the functional benefits of a prosthesis. Every silicone cover is unique, fabricated by hand and adapted to the appearance of the opposite limb. This creates a natural-looking imitation of your user's arm and hand as regards size, shape, colouring and anatomical characteristics.

Key features

- Anatomical, customised restoration of the outer appearance
- Easy to clean with pH-neutral soap and water
- Skin-friendly medical-grade silicone

Technical data

Information material

646D867=EN	Information for technicians Custom silicone cover for arm prostheses
647F669=EN_INT	Forms (questionnaires, service forms, order forms)
647F285=GB	Colour determination sheet for silicone products

Article image	Article number	Description	Product features
	88A12	Silicone cover (hand - elbow) "Classic"	<ul style="list-style-type: none"> • Anatomical shape • Custom silicone cover in two to three colours • Anatomical surface structure • Multi-coloured fingernails made of silicone or acrylic
	88A10	Silicone cover (hand - elbow) "Natural"	<ul style="list-style-type: none"> • Anatomical shape • Custom silicone cover in 8-10 colours • Anatomical surface structure • Multi-coloured fingernails made of silicone or acrylic
	88A11	Silicone cover (elbow - shoulder) "Natural"	<ul style="list-style-type: none"> • Anatomical shape • Custom silicone cover in 8-10 colours • Anatomical surface structure • Multi-coloured fingernails made of silicone or acrylic

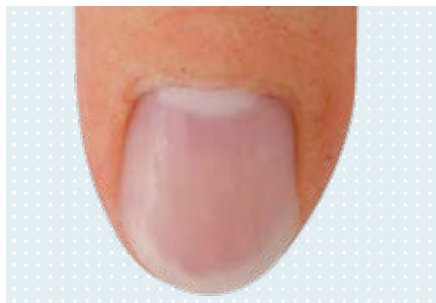
- For the „Natural“ variant, the patient must visit an Ottobock Competence Center. Prior to final finishing, a follow-up appointment can also take place in order to optimise the aesthetic appearance.

Customised products from Ottobock iFab

Ottobock iFab is an extended workbench that serves as your reliable partner for the centralised fabrication of custom devices in orthotics and prosthetics in the era of digital transformation.

For information about iFab products, or if you have questions or comments, please contact us: ifab@ottobock.com

Ordering options for 88A10-12



Multicoloured silicone nails for „Classic“ and „Natural“

- Custom five-colour silicone fingernails

Technical data

Article number

88A2=S



Multicoloured acrylic nails for „Classic“ and „Natural“

- Custom five-colour acrylic fingernails
- Deceptively realistic surface characteristics
- Suitable for finger nail polish

Technical data

Article number

88A2=A



Hair

- Individually matched to the contralateral side; colour, length, shape and density of hair can be realised on request.

Technical data

Article number

88A20=H



Tattoo for silicone prostheses

- Implementation of special requests, such as applying a tattoo

Technical data

Article number

88A20=T

Customised silicone prostheses

Accessories/spare parts for 88A10-12



Colour determination ring

Colour determination ring for custom prostheses and silicone covers

Technical data

Article number

89D4



Illumination set

Reference number 743R10/743R12

Illumination set for determining the colour of custom silicone products

Technical data

Article number

743R10=0

743R12=0

Description

Illumination set small without camera

Illumination set big without camera

Upper limb silicone cover iFab Ordering process

1. Measure the patient's contralateral side and complete the measurement form. Also please take an impression and photos of the contralateral side and determine the colour depending on the type of prosthesis using the colour sheet (647D85=GB) and colour determination ring (89D4, available on loan MP-89D4).

Please send the following to Ottobock iFab:

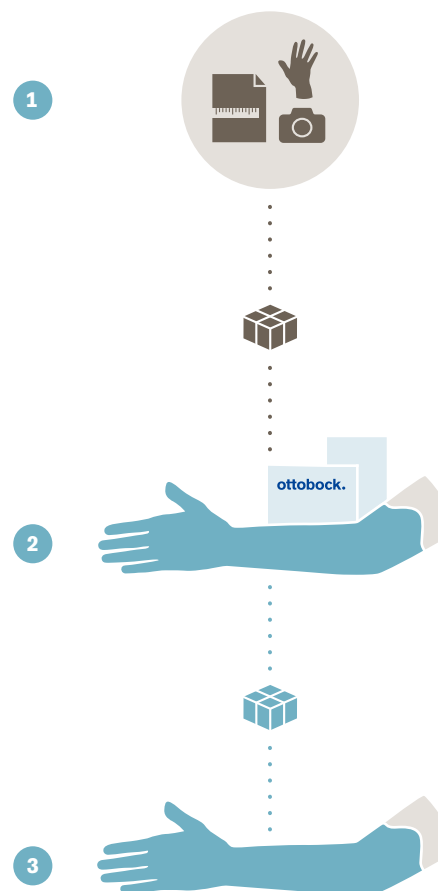
- The prosthesis to be coated
- The measurement form
- The colour determination forms
- The impression of the contralateral side
- The photos

2. Ottobock iFab will fabricate the silicone cover for you and ship it within 20 working days.

3. You receive an easy to clean, functional silicone cover which helps restore the outward appearance of your patient.



Instructions for determining the colour can be found on Ottobock's YouTube channel: Custom silicone products – Colour determination



Customised silicone prostheses

Upper limb silicone cover iFab Order form

Contact	<input type="text"/>	Customer number	<input type="text"/>	Date	<input type="text"/>
Customer			Shipping address (if different from customer address)		
Company	<input type="text"/>	Company	<input type="text"/>		
Street	<input type="text"/>	Street	<input type="text"/>		
Postal code/city	<input type="text"/>	Postal code/city	<input type="text"/>		
Email	<input type="text"/>	Phone	<input type="text"/>		
Commission	<input type="text"/>				

Age:

Gender Female Male

Affected side Left Right

Configuration

- 88A10** Silicone cover (hand – elbow) “Natural”
- 88A11** Silicone cover (elbow – shoulder) “Natural”
- 88A12** Silicone cover (hand – elbow) “Classic”
- Colour determination as per colour determination sheet
- 88A2=S** Silicone fingernails (multicoloured)
- 88A2=A** Acrylic fingernails (multicoloured)
- 88A20=H** Genuine arm hair (from contralateral side)
- 88A20=T** Tattoo (implementation of special requests)

Scope of delivery

- Complete checklist
- Assembled prosthesis
- Cast of the contralateral side
- Photos

Comments:

.....

.....

.....

.....

.....

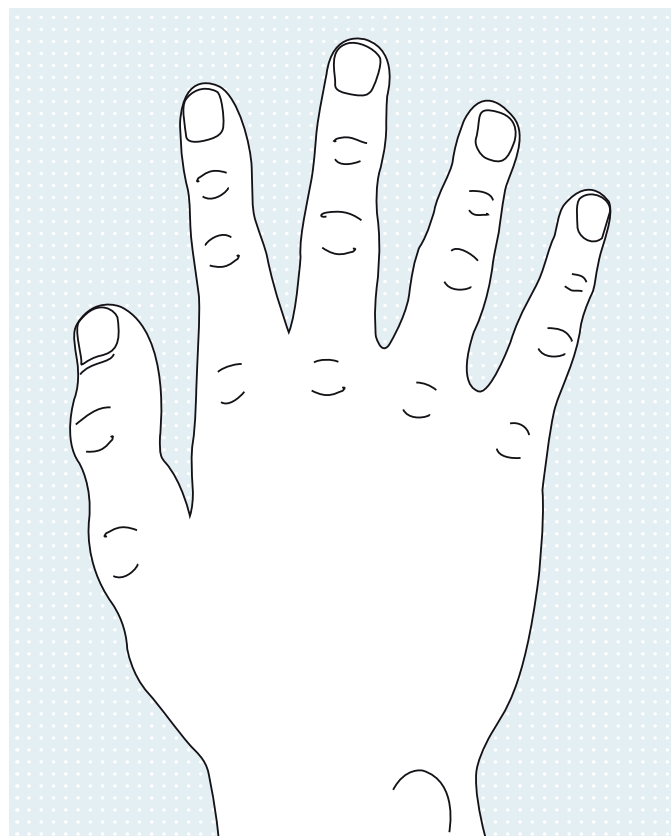
.....

.....

Customised silicone prostheses

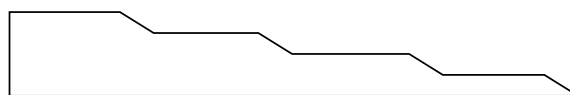
Upper limb silicone cover iFab Colour determination sheet

Contact <input style="width: 90%;" type="text"/>	Customer number <input style="width: 90%;" type="text"/>	Date <input style="width: 90%;" type="text"/>
--	--	---



Colour sample – colour strength

Use pen to mark skin colours on the sketch



	IV	III*	II	I
Pen	Colour sample		Colour strength	
1				
2				
3				
4				
5				
6				
7				
8				
9				
10				

Model blood vessels Yes No

*Use thickness III for the primer.

Nails

- Acrylic
- Silicone

Nail length

- Like photo
- mm longer

Nail shape

-
-

Colour



Nail tip

Distal edge

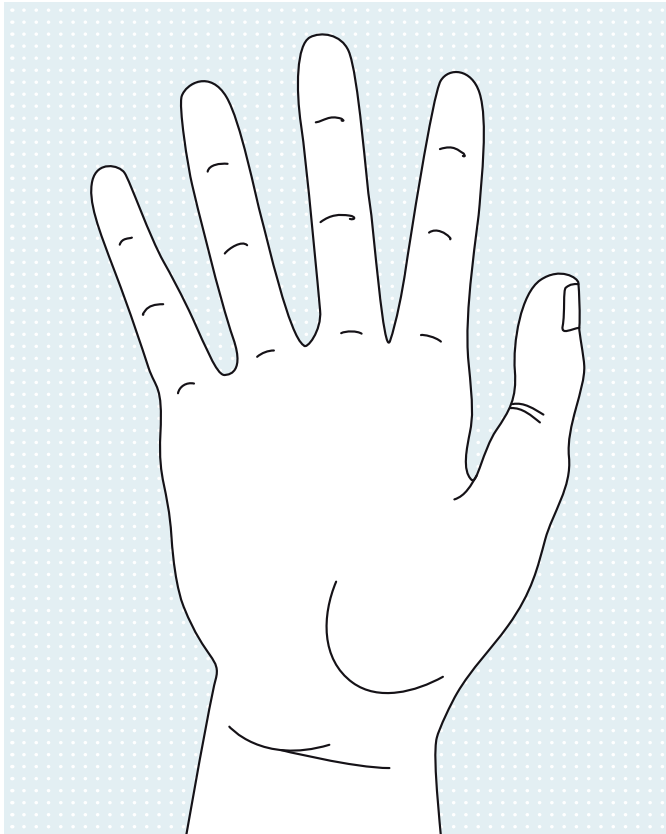
Central

Proximal edge

Moon

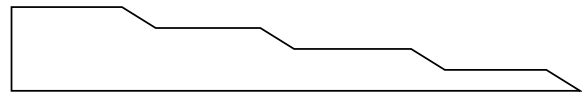
Upper limb silicone cover iFab Colour determination sheet

Contact		Customer number		Date	
---------	--	-----------------	--	------	--



Colour sample – colour strength

Use pen to mark skin colours on the sketch



IV	III*	II	I
Pen	Colour sample	Colour strength	
1			
2			
3			
4			
5			
6			
7			
8			
9			
10			

Model blood vessels Yes No

*Use thickness III for the primer.

Comments:

.....

.....

.....

.....

.....

.....

.....

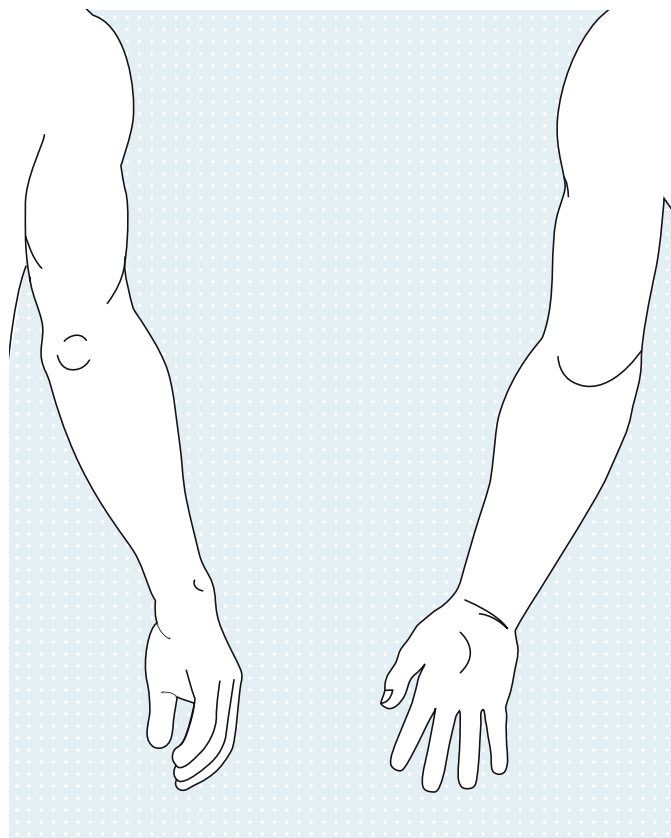
.....

.....

Customised silicone prostheses

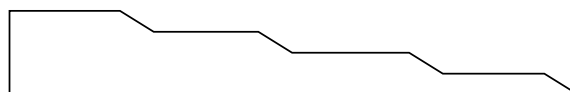
Upper limb silicone cover iFab Colour determination sheet

Contact <input style="width: 90%;" type="text"/>	Customer number <input style="width: 90%;" type="text"/>	Date <input style="width: 90%;" type="text"/>
--	--	---



Colour sample – colour strength

Use pen to mark skin colours on the sketch



	IV	III*	II	I
Pen	Colour sample	Colour strength		
1	<input style="width: 80%;" type="text"/>			
2	<input style="width: 80%;" type="text"/>			
3	<input style="width: 80%;" type="text"/>			
4	<input style="width: 80%;" type="text"/>			
5	<input style="width: 80%;" type="text"/>			
6	<input style="width: 80%;" type="text"/>			

***Use thickness III for the primer.**

Comments:

.....

.....

.....

.....

.....

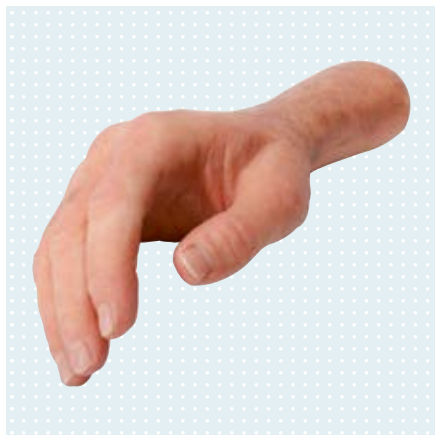
.....

.....

.....

.....

.....



Custom silicone partial hand prostheses

Reference number 88A2

Silicone partial hand prostheses offer a functional partial hand replacement, for example after amputations in the metacarpophalangeal joint and mid-hand area. The partial hand replacement provides passive functionality to those affected, such as counter-support when grasping objects. A custom socket design – and the resulting optimal fit of the silicone socket – are indispensable for ensuring functionality.

Key features

- Anatomical, customised restoration of the outer appearance
- Very comfortable
- Seamless, tapered socket
- Easy to clean with pH-neutral soap and water
- Skin-friendly medical-grade silicone

Information material

646A259=GB	Information for technicians Custom silicone partial hand and finger prostheses
646T3=1.1GB	Technical information Impression taking and measurement technique Custom silicon partial hand and finger prostheses
647F667=EN_INT	Forms (questionnaires, service forms, order forms)
647G542	Instructions for use (patient) Individuelle Silikon-Finger- und Teilhandprothesen
647F285=GB	Colour determination sheet for silicone products

Technical data

Article image	Article number	Description	Product features
	88A2=P	Trial prosthesis for "Basic", "Classic" and "Natural"	<ul style="list-style-type: none"> • Trial prosthesis made of Chlorosil and Pastasil • Permits compression and finger positioning to be adjusted within the four-week trial fitting period • Serves as a template for the definitive prosthesis
	88A2=HF	Silicone partial hand prosthesis "Basic"	<ul style="list-style-type: none"> • Custom socket design • Anatomical shape • Silicone partial hand prosthesis in one colour • Silicone fingernails in one colour
	88A2=HS	Silicone partial hand prosthesis "Classic"	<ul style="list-style-type: none"> • Custom socket design • Custom anatomical shape • Two to three individual skin tones, matching the contralateral side • Anatomical surface structure • Custom nail design
	88A2=F	Silicone partial hand prosthesis "Natural"	<ul style="list-style-type: none"> • Custom socket design • Custom anatomical shape • Six to eight individual skin tones, matching the contralateral side • Anatomical surface structure • Custom multi-coloured nail design

- For the „Natural“ variant, the patient must visit an Ottobock Competence Center. Prior to final finishing, a follow-up appointment can also take place in order to optimise the aesthetic appearance.

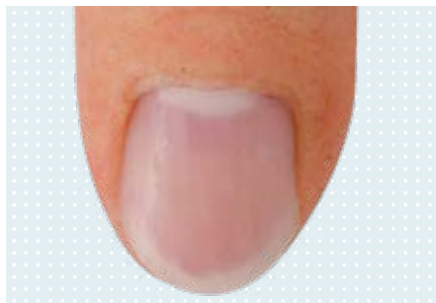
Customised products from Ottobock iFab

Ottobock iFab is an extended workbench that serves as your reliable partner for the centralised fabrication of custom devices in orthotics and prosthetics in the era of digital transformation.

For information about iFab products, or if you have questions or comments, please contact us: ifab@ottobock.com

Customised silicone prostheses

Ordering options for 88A2



Multicoloured silicone nails for „Classic“ and „Natural“

- Custom five-colour silicone fingernails

Technical data

Article number

88A2=S



Multicoloured acrylic nails for „Classic“ and „Natural“

- Custom five-colour acrylic fingernails
- Deceptively realistic surface characteristics
- Suitable for finger nail polish

Technical data

Article number

88A2=A




Hair

- Individually matched to the contralateral side; colour, length, shape and density of hair can be realised on request.

Technical data

Article number

88A20=H



Tattoo for silicone prostheses

- Implementation of special requests, such as applying a tattoo

Technical data

Article number

88A20=T

Accessories/spare parts for 88A2



Colour determination ring

- Colour determination ring for custom prostheses and silicone covers

Technical data**Article number**

89D4



Illumination set

Reference number 743R10/743R12

- Illumination set for determining the colour of custom silicone products

Technical data**Article number**

743R10=0

743R12=0

Description

Illumination set small without camera

Illumination set big without camera

Silicone partial hand prosthesis iFab Ordering process

1. As the orthopaedic technician, you are responsible for determining the shape and colour as well as ordering the prosthesis:

The shape includes:

- Measuring the patient's residual limb
- Completing the measurement form
- Taking informative photos of the left and right hand
- Making an impresil negative of the contralateral side including MCP and neighboring fingers.

Depending on the prosthesis version, determine the colour using the colour sheet (647F285=GB) and the colour ring (89D4, available for loan MP-89D4).

The order forms must be fully completed before placing the order.

2. Ottobock iFab will fabricate the trial prosthesis according to your specifications and ship it within 10 working days.

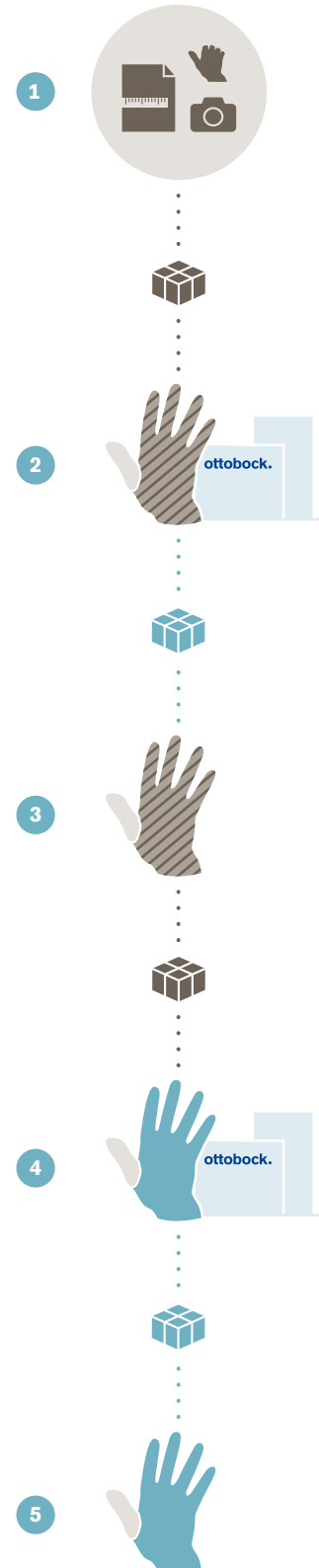
3. You as the orthopaedic technician can provide your patient with the trial prosthesis for approximately 4 weeks for testing. If required, you can modify the trial prosthesis yourself, please create a photo documentation with worn trial prosthesis. After the test phase, please return the trial prosthesis to Ottobock iFab.

4. Ottobock iFab will fabricate the definitive prosthesis according to your specifications and ship it within 15 working days.

5. When the definitive prosthesis is received, you can fit your patient with a functional and aesthetically appealing silicone partial hand prosthesis.



Instructions for determining the colour can be found on Ottobock's YouTube channel: Custom silicone products – Colour determination



Silicone partial hand prosthesis iFab Order form

Contact	<input type="text"/>	Customer number	<input type="text"/>	Date	<input type="text"/>
Customer			Shipping address (if different from customer address)		
Company	<input type="text"/>		Company	<input type="text"/>	
Street	<input type="text"/>		Street	<input type="text"/>	
Postal code/city	<input type="text"/>	<input type="text"/>	Postal code/city	<input type="text"/>	<input type="text"/>
Email	<input type="text"/>		Phone	<input type="text"/>	
Commission	<input type="text"/>				

Age:

Gender Female Male

Affected side Left Right

Configuration

- 88A2=P** Trial prosthesis
- 88A2=HF** Definitive prosthesis "Basic"
- 88A2=HS** Definitive prosthesis "Classic"
- 88A2=F** Definitive prosthesis "Natural"
- Colour determination as per colour determination sheet
- Silicone fingernails (unicoloured)
- 88A2=S** Silicone fingernails (multicoloured)
- 88A2=A** Acrylic nails (multicoloured)

- Genuine hair
- 88A20=T** Tattoo (Implementation of special requests)

Scope of delivery

- Photos of affected and contralateral sides
- Casting

Case history

- | | |
|---|----------------------------------|
| Finger joints | Bone end |
| <input type="checkbox"/> Free moving | <input type="checkbox"/> Wide |
| <input type="checkbox"/> Limited motion | <input type="checkbox"/> Pointed |

Diagnosis

- Accident
- Dysmelia
- Other
- Arm length differences
- Accompanying disease

Please mark affected fingers with a cross!

Left hand

- I II III IV V

Right hand

- I II III IV V

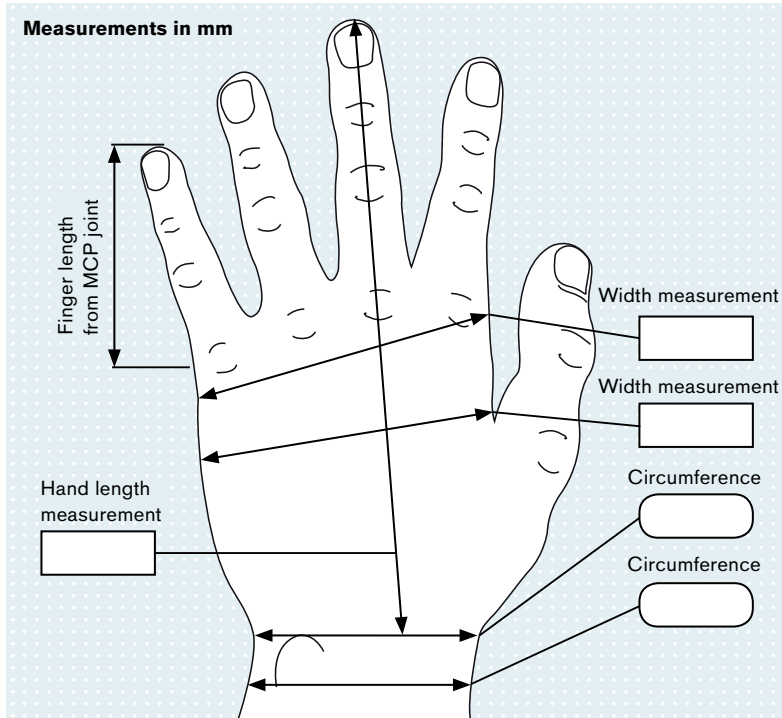
Comments:

.....

.....

Silicone partial hand prosthesis iFab Measurement form

Contact <input style="width: 90%;" type="text"/>	Customer number <input style="width: 90%;" type="text"/>	Date <input style="width: 90%;" type="text"/>
--	--	---

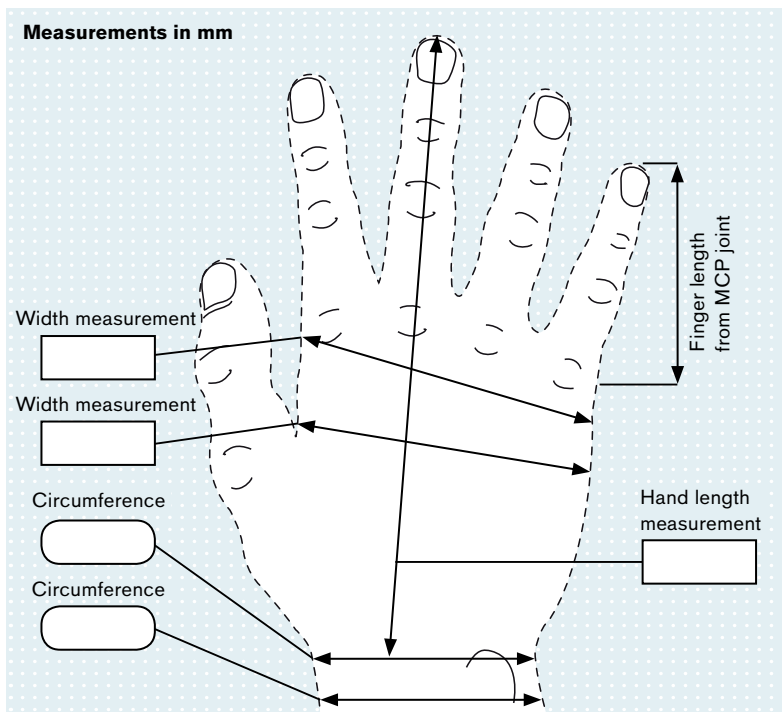


Measurement form contralateral side

Please mark the circumferences of the contralateral side. Take the finger length measurements from the highest point of the MCP joint to the fingertip in a relaxed, functional position.

Finger measurements (mm)

D	I	II	III	IV	V
DIP (circumference)					
PIP-DIP (circumference)					
MCP-PIP (circumference)					
Finger length from MCP joint					



Measurement form amputated side

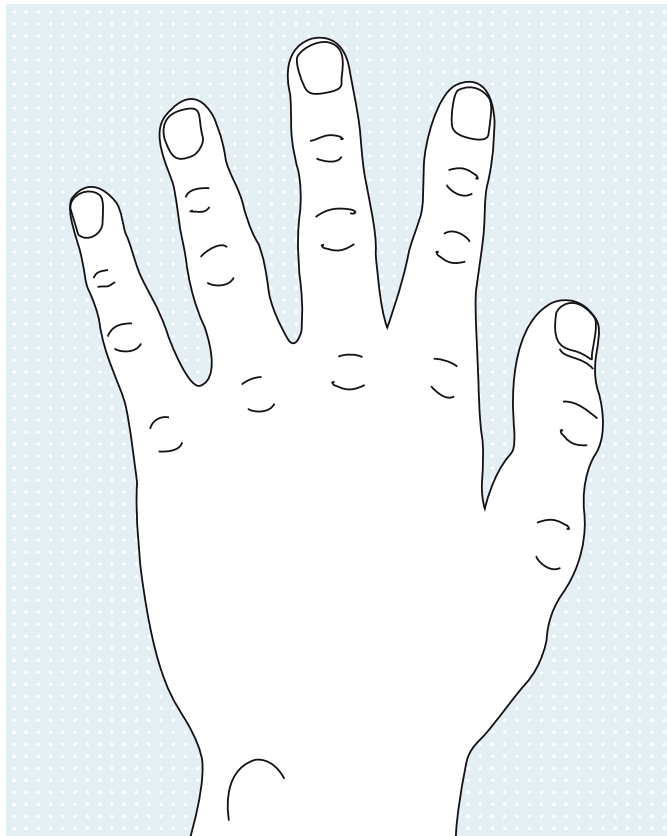
Please mark the course of the amputation on the sketch on the left or freehand on the back with corresponding circumference/length measurements.

Finger measurements (mm)

D	I	II	III	IV	V
DIP (circumference)					
PIP-DIP (circumference)					
MCP-PIP (circumference)					
Finger length from MCP joint					

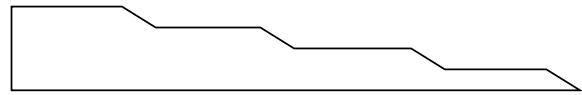
Silicone partial hand prosthesis iFab Colour determination sheet

Contact <input style="width: 90%;" type="text"/>	Customer number <input style="width: 90%;" type="text"/>	Date <input style="width: 90%;" type="text"/>
--	--	---



Colour sample – colour strength

Use pen to mark skin colours on the sketch



	IV	III*	II	I
Pen	Colour sample		Colour strength	
1				
2				
3				
4				
5				
6				
7				
8				
9				
10				

Model blood vessels Yes No

*Use thickness III for the primer.

Nails

- Acrylic
- Silicone

Nail length

- Like photo
- mm longer

Nail shape

Colour



Nail tip

Distal edge

Central

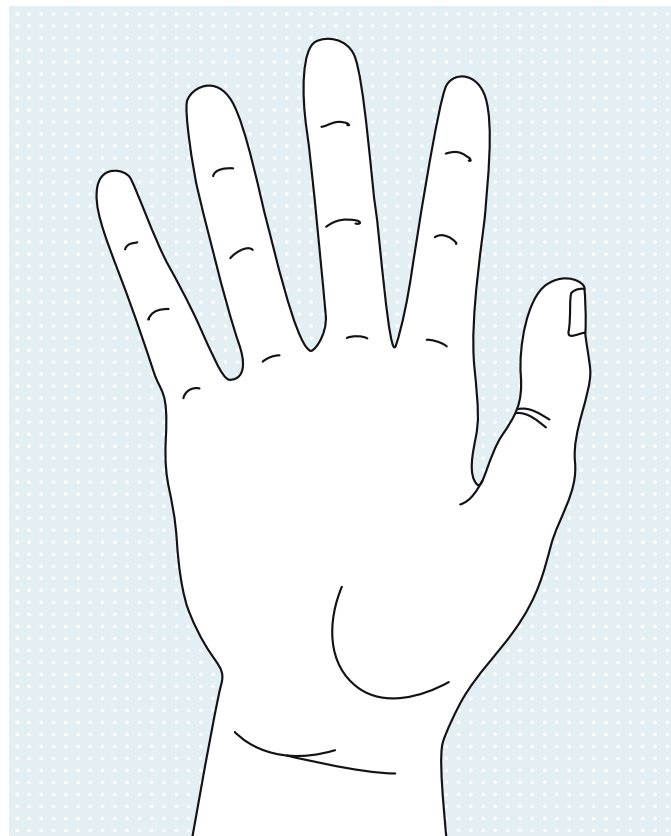
Proximal edge

Moon

Customised silicone prostheses

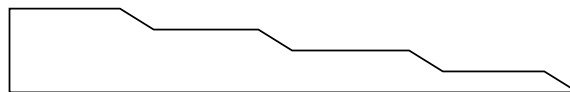
Silicone partial hand prosthesis iFab Colour determination sheet

Contact	Customer number	Date
---------	-----------------	------



Colour sample – colour strength

Use pen to mark skin colours on the sketch



IV	III*	II	I
Pen	Colour sample	Colour strength	
1			
2			
3			
4			
5			
6			
7			
8			
9			
10			

*Use thickness III for the primer.

Comments:

.....

.....

.....

.....

.....

.....

.....

.....

.....

.....

Customised silicone prostheses

Custom silicone finger prostheses

Reference number 88A1

The custom designed silicone finger prosthesis, which is matched to the hand of your patient, offers a high level of functional benefits, such as counter-support for grasping objects, good finger grip for handling coins or using a keyboard and controls in everyday life. The silicone finger prosthesis is secured to the residual limb without inconvenient closures.

Key features

- Anatomical, customised restoration of the outer appearance
- Very comfortable
- Easy to clean with pH-neutral soap and water
- Skin-friendly medical-grade silicone



Information material

646A259=GB	Information for technicians Custom silicone partial hand and finger prostheses
646T3=1.1GB	Technical information Impression taking and measurement technique Custom silicon partial hand and finger prostheses
647F668=EN_INT	Forms (questionnaires, service forms, order forms)
647G542	Instructions for use (patient) Individuelle Silikon-Finger- und Teilhandprothesen
647F285=GB	Colour determination sheet for silicone products

Technical data

Article image	Article number	Description	Product features
	88A1=P	Trial finger for "Basic", "Classic" and "Natural"	<ul style="list-style-type: none"> • Serves as a template for the definitive prosthesis
	88A1=FF	Silicone finger prosthesis "Basic"	<ul style="list-style-type: none"> • Custom socket design • Anatomical shape • Single-colour silicone finger • Single-colour silicone fingernail • Little surface structure
	88A1=FS	Silicone finger prosthesis "Classic"	<ul style="list-style-type: none"> • Custom socket design • Custom anatomical shape • Two to three individual skin tones, matching the contralateral side • Anatomical surface structure • Custom nail design
	88A1	Silicone finger prosthesis „Natural“	<ul style="list-style-type: none"> • Custom socket design • Custom anatomical shape • Six to eight individual skin tones, matching the contralateral side • Anatomical surface structure • Custom multi-coloured nail design

- For the „Natural“ variant, the patient must visit an Ottobock Competence Center. Prior to final finishing, a follow-up appointment can also take place in order to optimise the aesthetic appearance.

Customised products from Ottobock iFab

Ottobock iFab is an extended workbench that serves as your reliable partner for the centralised fabrication of custom devices in orthotics and prosthetics in the era of digital transformation.

For information about iFab products, or if you have questions or comments, please contact us: ifab@ottobock.com

Customised silicone prostheses

Ordering options for 88A1



Metacarpus fixation silicone finger prosthesis

Reference number 88A2

- The metacarpus fixation is used when the length of the residual limb is not sufficient for a single finger fitting.

Technical data

Article number	Description
88A2=M-HF	Metacarpus fixation „Basic“ finger prosthesis
88A2=M-HS	Metacarpus fixation „Classic“ finger prosthesis
88A2=M-F	Metacarpus fixation „Natural“ finger prosthesis



Multicoloured silicone nails for „Classic“ and „Natural“

- Custom five-colour silicone fingernail

Technical data

Article number
88A1=S

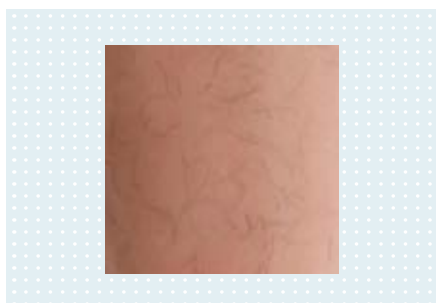


Multicoloured acrylic nails for „Classic“ and „Natural“

- Custom five-colour acrylic fingernail
- Deceptively realistic surface characteristics
- Suitable for nail polish

Technical data

Article number
88A1=A



Hair

- Individually matched to the contralateral side; colour, length, shape and density of hair can be realised on request.

Technical data

Article number
88A20=H

Customised silicone prostheses



Tattoo for silicone prostheses

- Implementation of special requests, such as applying a tattoo

Technical data

Article number

88A20=T

Accessories/spare parts for 88A1



Colour determination ring

- Colour determination ring for custom prostheses and silicone covers

Technical data

Article number

89D4



Illumination set

Reference number 743R10/743R12

- Illumination set for determining the colour of custom silicone products

Technical data

Article number

743R10=0

743R12=0

Description

Illumination set small without camera

Illumination set big without camera

Silicone finger prosthesis iFab Ordering process

1. As the orthopaedic technician, you are responsible for determining the shape and colour as well as ordering the prosthesis:

The shape includes:

- Measuring the patient's residual limb
- Completing the measurement form
- Taking informative photos of the left and right hand
- Making an Impresil negative of the affected and the contralateral sides

Depending on the prosthesis version, determine the colour using the colour sheet (647F285=GB) and the colour ring (89D4, available on loan MP-89D4).

The order forms must be fully completed before placing the order.

2. Ottobock iFab will fabricate the trial prosthesis according to your specifications and ship it within 10 working days.

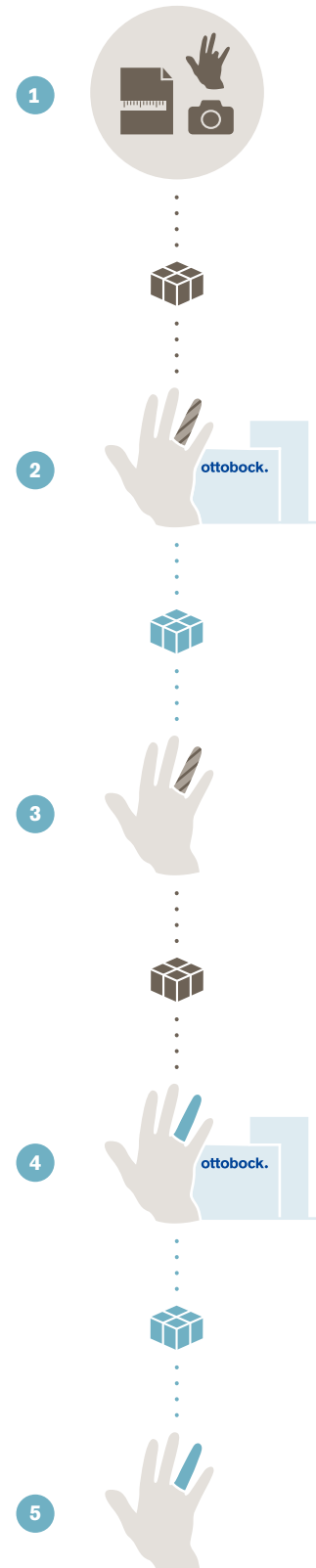
3. You as the prosthetist can provide the trial prosthesis to your patient for approximately 2 weeks for testing. If required, you can modify the trial prostheses yourself, please create a photo documentation with worn trial prosthesis. After the test phase, please return the trial prosthesis to Ottobock iFab.

4. Ottobock iFab will fabricate the definitive prosthesis according to your specifications and ship it within 15 working days.

5. When the definitive prosthesis is received, you can fit your patient with a functional and aesthetically appealing silicone finger prosthesis.



Instructions for determining the colour can be found on Ottobock's YouTube channel: Custom silicone products – Colour determination



Silicone finger prosthesis iFab order form

Contact		Customer number		Date	
Customer			Shipping address (if different from customer address)		
Company			Company		
Street			Street		
Postal code/city			Postal code/city		
Email			Phone		
Commission					

Age:

Gender Female Male

Affected side Left Right

Configuration

- 88A1=PF** Trial prosthesis
- 88A1=FF** Definitive prosthesis “Basic”
..... Colour code per 89D4
- 88A1=FS** Definitive prosthesis “Classic”
- 88A1** Definitive prosthesis “Natural”
- Colour determination as per colour determination sheet
- Silicone fingernails (unicoloured)
- 88A1=S** Silicone fingernails (multicoloured)
- 88A1=A** Acrylic nails (multicoloured)
- Genuine hair
- 88A20=T Tattoo** (Implementation of special requests)

Scope of delivery

- Photos of affected and contralateral sides
- Casting

Case history

Finger joints: Free moving Limited motion

Bone end: Wide Pointed

Diagnosis

- Accident
- Dysmelia
- Other
- Arm length differences
- Accompanying disease

Please mark affected fingers with a cross!

Left hand:

I II III IV V

Right hand:

I II III IV V

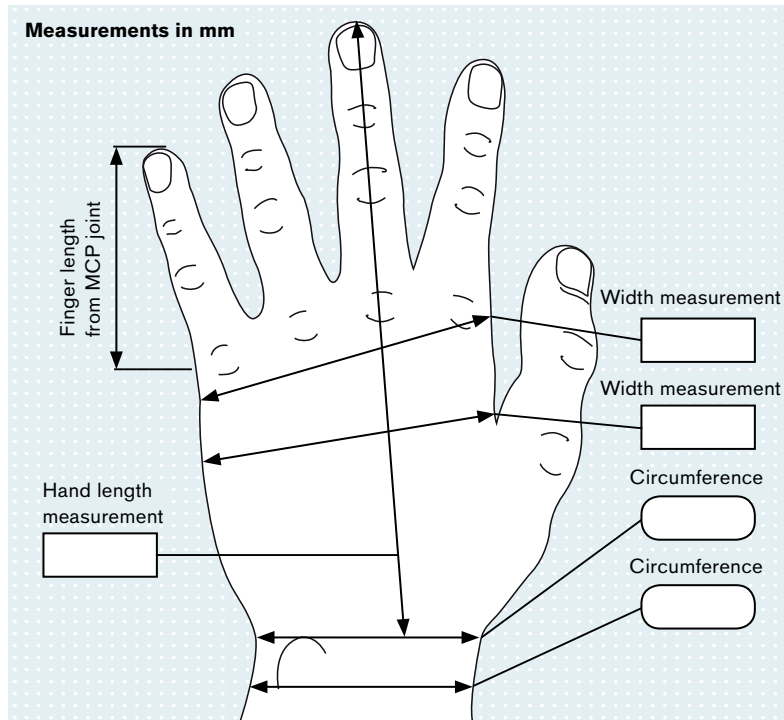
Comments:

.....

.....

Silicone finger prosthesis iFab Measurement form

Contact person <input style="width: 90%;" type="text"/>	Customer <input style="width: 90%;" type="text"/>	Date <input style="width: 90%;" type="text"/>
---	---	---

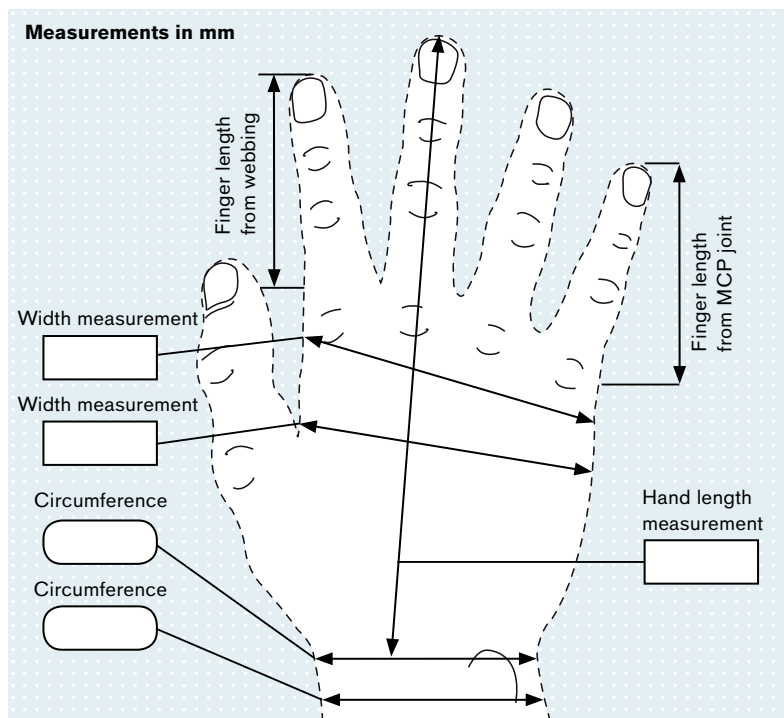


Measurement form contralateral side

Please mark the circumferences of the contralateral side. Take the finger length measurements from the highest point of the MCP joint to the fingertip in a relaxed, functional position.

Finger measurements (mm)

D	I	II	III	IV	V
DIP (circumference)	<input style="width: 100%; height: 20px;" type="text"/>	<input style="width: 100%; height: 20px;" type="text"/>	<input style="width: 100%; height: 20px;" type="text"/>	<input style="width: 100%; height: 20px;" type="text"/>	<input style="width: 100%; height: 20px;" type="text"/>
PIP-DIP (circumference)	<input style="width: 100%; height: 20px;" type="text"/>	<input style="width: 100%; height: 20px;" type="text"/>	<input style="width: 100%; height: 20px;" type="text"/>	<input style="width: 100%; height: 20px;" type="text"/>	<input style="width: 100%; height: 20px;" type="text"/>
MCP-PIP (circumference)	<input style="width: 100%; height: 20px;" type="text"/>	<input style="width: 100%; height: 20px;" type="text"/>	<input style="width: 100%; height: 20px;" type="text"/>	<input style="width: 100%; height: 20px;" type="text"/>	<input style="width: 100%; height: 20px;" type="text"/>
Finger length from webbing	<input style="width: 100%; height: 20px;" type="text"/>	<input style="width: 100%; height: 20px;" type="text"/>	<input style="width: 100%; height: 20px;" type="text"/>	<input style="width: 100%; height: 20px;" type="text"/>	<input style="width: 100%; height: 20px;" type="text"/>
Finger length from MCP joint	<input style="width: 100%; height: 20px;" type="text"/>	<input style="width: 100%; height: 20px;" type="text"/>	<input style="width: 100%; height: 20px;" type="text"/>	<input style="width: 100%; height: 20px;" type="text"/>	<input style="width: 100%; height: 20px;" type="text"/>



Measurement form amputated side

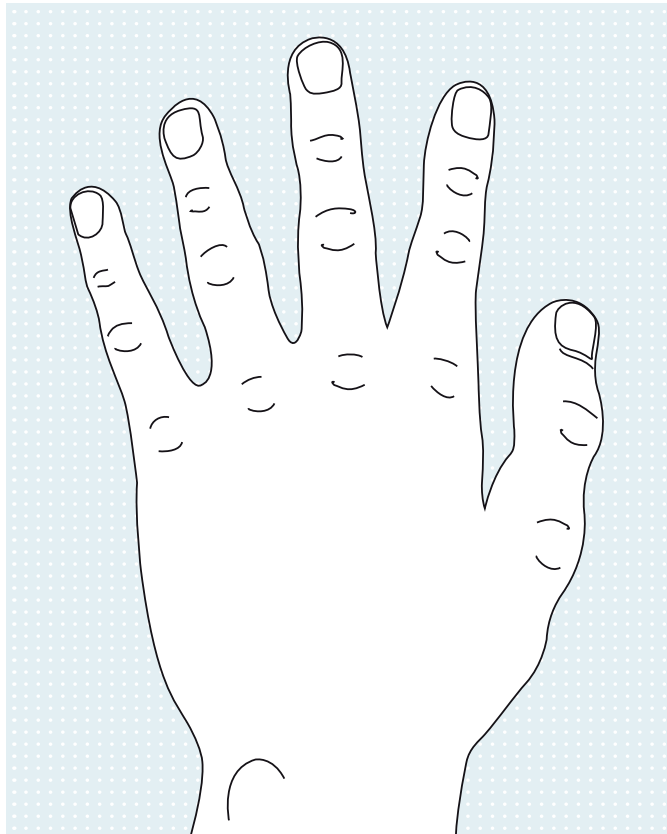
Please mark the course of the amputation on the sketch on the left or freehand on the back with corresponding circumference/length measurements.

Finger measurements (mm)

D	I	II	III	IV	V
DIP (circumference)	<input style="width: 100%; height: 20px;" type="text"/>	<input style="width: 100%; height: 20px;" type="text"/>	<input style="width: 100%; height: 20px;" type="text"/>	<input style="width: 100%; height: 20px;" type="text"/>	<input style="width: 100%; height: 20px;" type="text"/>
PIP-DIP (circumference)	<input style="width: 100%; height: 20px;" type="text"/>	<input style="width: 100%; height: 20px;" type="text"/>	<input style="width: 100%; height: 20px;" type="text"/>	<input style="width: 100%; height: 20px;" type="text"/>	<input style="width: 100%; height: 20px;" type="text"/>
MCP-PIP (circumference)	<input style="width: 100%; height: 20px;" type="text"/>	<input style="width: 100%; height: 20px;" type="text"/>	<input style="width: 100%; height: 20px;" type="text"/>	<input style="width: 100%; height: 20px;" type="text"/>	<input style="width: 100%; height: 20px;" type="text"/>
Finger length from webbing	<input style="width: 100%; height: 20px;" type="text"/>	<input style="width: 100%; height: 20px;" type="text"/>	<input style="width: 100%; height: 20px;" type="text"/>	<input style="width: 100%; height: 20px;" type="text"/>	<input style="width: 100%; height: 20px;" type="text"/>
Finger length from MCP joint	<input style="width: 100%; height: 20px;" type="text"/>	<input style="width: 100%; height: 20px;" type="text"/>	<input style="width: 100%; height: 20px;" type="text"/>	<input style="width: 100%; height: 20px;" type="text"/>	<input style="width: 100%; height: 20px;" type="text"/>

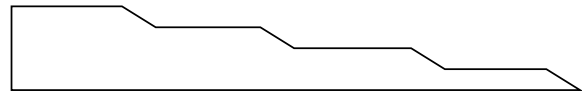
Silicone finger prosthesis iFab Colour determination sheet

Contact person <input style="width: 90%;" type="text"/>	Customer <input style="width: 90%;" type="text"/>	Date <input style="width: 90%;" type="text"/>
---	---	---



Colour sample – colour strength

Use pen to mark skin colours on the sketch



IV **III*** **II** **I**

Pen	Colour sample	Colour strength
1		
2		
3		
4		
5		
6		
7		
8		
9		
10		

*Use thickness III for the primer.

Nails

- Acrylic
- Silicone

Nail length

- Like photo
- mm longer

Nail shape

-
-

Colour



Nail tip

Distal edge

Central

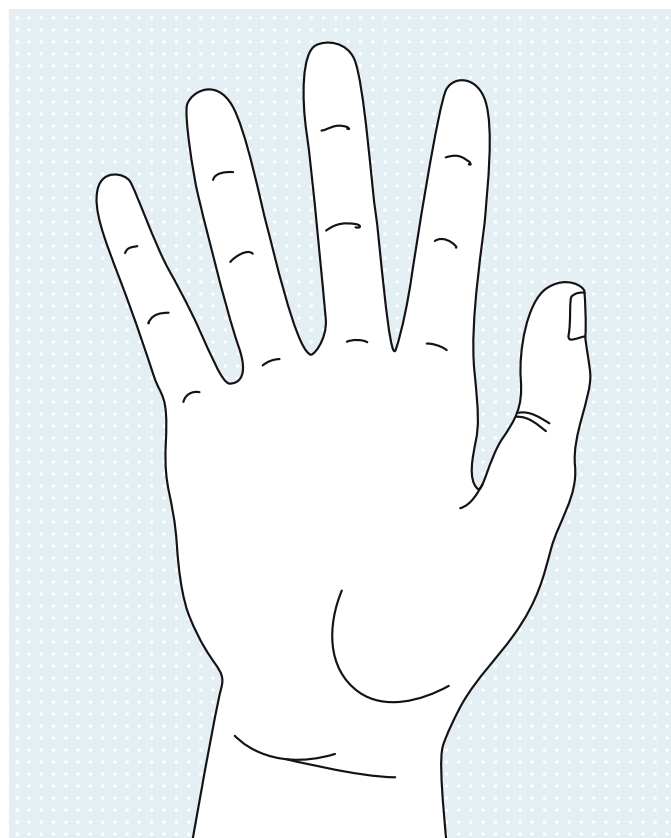
Proximal edge

Moon

Customised silicone prostheses

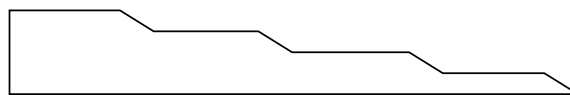
Silicone finger prosthesis iFab Colour determination sheet

Contact person	Customer	Date
----------------	----------	------



Colour sample – colour strength

Use pen to mark skin colours on the sketch



Pen	Colour sample	Colour strength
1		
2		
3		
4		
5		
6		
7		
8		
9		
10		

*Use thickness III for the primer.

Comments:

.....

.....

.....

.....

.....

.....

.....

.....

.....

.....



Special tools and devices

In order to simplify the alignment of arm prostheses, we also supply appropriate tools and specific devices.

On the following pages you will find


- Special tools
- Device(s)



Visit www.ottobock.com to obtain up-to-date product information at any time.

Special tools and devices

Special tools



Allen key

Reference number 709S10

L-form shaft - optimum blade stock lengths. Maximum hardness with exceptional toughness due to special alloy. Surface chrome-plated over nickel.

Technical data

Article number	Side length	Wrench size	Weight	Material
709S10=1.5	46.5 x 15.5 mm	1.5 mm	0.002 kg	CV steel
709S10=2	52 x 19 mm	2 mm	0.002 kg	CV steel
709S10=2.5	57 x 20 mm	2.5 mm	0.003 kg	CV steel
709S10=3	65 x 24 mm	3 mm	0.005 kg	CV steel
709S10=4	70 x 28 mm	4 mm	0.01 kg	CV steel
709S10=5	84 x 32 mm	5 mm	0.02 kg	CV steel
709S10=6	100 x 40 mm	6 mm	0.03 kg	CV steel
709S10=8	105 x 45 mm	8 mm	0.06 kg	CV steel
709S10=10	112 x 50 mm	10 mm	0.12 kg	CV steel
709S10=12	135 x 60 mm	12 mm	0.17 kg	CV steel




Mounting wrench

Reference number 711M18

The mounting wrench is used to accurately tighten the 11S2 locking unit and to loosen disengaged ball bearings.

Technical data

Article number
711M18



Deep-drawing tool

Reference number 711M53

Vacuum forming tool for arm prostheses with an exterior diameter of 260 mm.

Technical data

Article number	Outside Ø	Inner Ø
711M53	260 mm	250 mm




Conical drill bit

Reference number 726W9

With sharp drill point, pre-drilling not necessary. Conically increasing cutting edges and radially relief ground circumference for a paring cut. With scale in the flutes. Three drive flats on the shank. Leaves no burr or chatter marks. Sheet metal: 0.1–2 mm, V2A: 0.1–1 mm, non-ferrous metals: 0.1–5 mm, plastics: up to 10 mm.

Technical data

Article number	Diameter	Material	Socket Ø	Weight
726W9=14	14 mm	HSS	6 mm	0,021 kg
726W9=20	20 mm	HSS	8 mm	0,052 kg
726W9=30	30 mm	HSS	9 mm	0,109 kg



Alignment tool

Reference number 743A19

Alignment tool suitable for lamination rings (art. no. 10S16) for Electric Hand 2000 (art. no. 8E51).

Technical data

Article number	Thread	Diameter	Length
743A19	M8	12 mm	169 mm



Alignment tool for adult component

Reference number 743A18

Alignment tool for adult component with an M8 thread (diameter: 12 mm, length: 280 mm).

Technical data

Article number	Thread	Diameter	Length
743A18	M8	12 mm	280 mm




Socket attachment piece

Reference number 11S12

Socket attachment piece for fastening the 743Y41 alignment rod and for aligning an upper limb prosthesis.

Technical data

Article number
11S12



Work mat

Reference number 640Z6

Work mat (black) for equipping a workstation in upper limb prosthetics.

Technical data

Article number	Width
640Z6	530 mm

Special tools and devices

Special tools



Universal pliers

Reference number 706R5

The universal pliers have serrated, ridged, induction hardened gripping jaws. Black atra-mentised pliers with a polished head, plastic-coated handles. The clamping pressure acts only on the multi-adjustable grooved slip joint. This prevents slipping and wearing of the screws.

Technical data

Article number	Version	Length	Weight
706R5	PVC-coated handles, with grooved joint, polished head	250 mm	0.32 kg



High-leverage snips

Reference number 706Z6

The high-leverage side cutting pliers are suitable for cutting heavy or hard wire. The shanks are coated with PVC and the material is special tool steel.

Technical data

Article number	Version	Length	Max. wire Ø	Weight
706Z6=160	PVC-coated handles	160 mm	1.6 mm	0.17 kg



Flat nose pliers

Reference number 706F3

The Langbeck flat nose pliers are used for gripping and for the right-angled bending of wires and sheet metal parts. This version features PVC-coated shanks, a polished head and oil-hardened gripping surfaces.

Technical data

Article number	Version	Length	Weight
706F3=140	PVC-coated handles, polished head	140 mm	0.14 kg




Tweezers

Reference number 799P1

The tweezers have an overall length of 120 mm.

Technical data

Article number	Length
799P1	120 mm



Tweezers

Reference number 799P2

Tweezers, self-locking

Technical data

Article number	Length
799P2	155 mm




Pliers

Reference number 706Z10

Pliers for screwing the 8E39 System Electric Hands to the corresponding lamination ring. May also be used to loosen disengaged ball bearings in the quick-disconnect wrist unit.

Technical data

Article number
706Z10



Slotted screwdriver

Reference number 710H20

Forged blades, the tips are precisely manufactured to the standard sizes of slot-head screws. Kraftform handle made of impact-resistant plastic with integrated soft zones facilitates torque transmission and thus protects the hand and arm. Blade made of high-alloy special steel.

Technical data

Article number	Version	Blade width	Blade length
710H20=3	Blade: Round blade, Lasertip point Handle: Kraftform handle, hexagon roll protection	3 mm	80 mm
710H20=4	Blade: Round blade, Lasertip point Handle: Kraftform handle, hexagon roll protection	4 mm	100 mm
710H20=5	Blade: Round blade, Lasertip point Handle: Kraftform handle, hexagon roll protection	5 mm	100 mm
710H20=6	Blade: Round blade, Lasertip point Handle: Kraftform handle, hexagon roll protection	6 mm	125 mm
710H20=7	Blade: Round blade, Lasertip point Handle: Kraftform handle, hexagon roll protection	7 mm	150 mm
710H20=8	Blade: Round blade, Lasertip point Handle: Kraftform handle, hexagon roll protection	8 mm	175 mm
710H20=10	Blade: Round blade, Lasertip point Handle: Kraftform handle, hexagon roll protection	10 mm	200 mm

Special tools and devices

Special tools



Mounting plate

Reference number 711M2

The mounting plate is used to screw the assembly tool (article number 711M1) to the workbench.

Technical data

Article number

711M2



Assembly tool

Reference number 711M1

Assembly tool to hold the Michelangelo hand as well as the System Electric Hand. The one side with the exterior thread (article number M12X1.5) for prosthetic hands and the other side with interior thread (article number M12X1.5) for System Electric Hands and the Michelangelo hand.

Technical data

Article number

711M1



Mounting tool

Reference number 711M3

Mounting tool to hold the System Electric Hand with quick-disconnect wrist unit.

Technical data

Article number

711M3



Mounting adapter for Michelangelo

Reference number 711M64

The mounting adapter is essential for the correct application of the AxonSkin glove in order to protect the mechanism of the Michelangelo hand and for easier handling by the technician.

Technical data

Article number

711M64



Mounting aid


Reference number 711M7

Mounting aid for attaching the 8E39 System Electric Hands to the 711M1 mounting tool. Makes putting on and removing the inner hand and prosthetic glove easier.

Technical data

Article number

711M7



Mounting tool

Reference number 711M16

Mounting tool for inserting the 10S17 electric rotator or the 10S4 coupling piece into the 10S1 lamination ring.

Technical data

Article number

711M16



Soldering jig

Reference number 711M12

Soldering jig for soldering the 9E167 cable connector to the coaxial bushing or the hand cable and for soldering the bushing plug to the motor.

Technical data

Article number

711M12



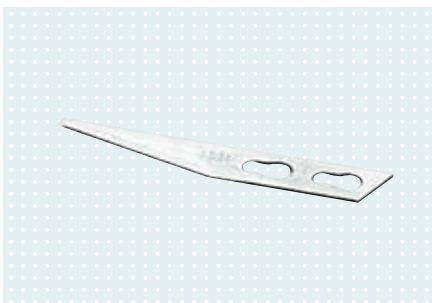
Deburring knife

Reference number 718H5

The deburring knife features an extremely sharp blade that is easy to replace.

Technical data

Article number	for	Length	Weight
718H5	Plastics	160 mm	0.05 kg



Replacement blade

Reference number 718Y130

Technical data

Article number	for	Package contents	Weight
718Y130	718H5 Deburring knife	100 piece(s)	0.01 kg



Pinch gauge

Reference number 743F1

The pinch gauge is used to check the gripping force of System Electric Hands.

Technical data

Article number

743F1

Special tools and devices

Devices





Silicone grease 400, medium

Reference number 633F11

Silicone grease for the planetary gear set of the drive unit as well as for all cable plug connections and other places that need to be protected, e.g. to prevent penetration of perspiration.

Technical data

Article image	Article number	Net contents	Packaging
	633F11	0.1 kg	Tube
	633F11=1	1 kg	Can





Special lubricant

Reference number 633F14

The special lubricant is suitable for all accessible gear wheels and axles in System Electric Hands and System Electric Greifers.



Technical data

Article image	Article number	Net contents	Packaging
	633F14=0.050	0.05 kg	Tube
	633F14=1	1 kg	Can



Procomfort gel

Reference number 633S2

The gel acts as a lubricant, making the liner easier to put on.

Technical data

Article number	Net contents
633S2	250 ml



Isopropyl alcohol

Reference number 634A58

For cleaning sensitive plastics such as PVC, PS, ABS, acrylic, PC



Flam. Liq. 2,
Eye Irrit. 2,
drowsiness STOT SE 3

Information material

646F297=GB

Adhesives, putties,
varnishes and thinners
poster

Technical data

Article number	Net contents	Colour
634A58	1 l	Transparent



UHU Plus glue

Reference number 636W23

Two-component adhesive for strong adhesions

Technical data

Article number	Net contents	Colour
636W23	18 g binder and 15 g hardener	Honey coloured



Loctite® 243

Reference number 636W60

Loctite® 243 is suitable as a medium strength thread lock on the Electric Hand for threads up to M36. It also cures on brass. Can be activated by applying heat so it can be loosened again.



Technical data

Article number	Net contents
636W60	50 ml



Cyamet quick-drying adhesive (superglue)

Reference number 636K11

Cyamet quick-drying adhesive is a transparent superglue, for example for bonding silicone rubber with acrylic resin laminates.



Technical data

Article number	Net contents	Colour
636K11	20 g	Transparent

Information material

646F297=GB

Adhesives, putties,
varnishes and thinners
poster

Special tools and devices

Devices



Loctite® 241

Reference number 636K13

Loctite® 241 is suitable as a medium strength thread lock for threads up to M12. Can be activated by applying heat so it can be loosened again.



Technical data

Article number	Net contents	Colour
636K13	50 ml	Blue



Loctite® 601

Reference number 636K14

Loctite® 601 is suitable as a high strength thread lock for threads up to M12. Can be activated by applying heat so it can be loosened again.



Technical data

Article number	Net contents	Colour
636K14	50 ml	Green



Special cleaner

Reference number 640F12

In case of heavy soiling, the special cleaner for prosthetic gloves should be applied immediately.

Technical data

Article number	for	Contents
640F12	Prosthetic gloves	460 g



Pump sprayer

Reference number 640F13

The user should always keep a pump sprayer filled with special cleaner for prosthetic gloves handy in order to be able to use the cleaner immediately in case of soiling.

Technical data

Article number	for	Contents
640F13	640F12 Special cleaner	90 g



Screw cap

Reference number 9E161

Screw cap for retaining the transmission in the gear housing.

Technical data

Article number
9E161



Plaster shirt

Reference number 641T10

The plaster shirt is used when taking a plaster cast as part of the prosthetic arm fitting process. It is suitable for above-elbow residual limbs and shoulder disarticulations.

Technical data

Article number	For size	Length	Width
641T10=M	M	665 mm	370 mm



Plaster sock

Reference number 641T9

The plaster sock is used when taking a plaster cast as part of the prosthetic arm fitting process. It can be used for forearm fittings.

Technical data

Article number	For size	Length	Width
641T9=M	M	350 mm	75 mm

Index

A	
Adapter.....	151, 162, 185, 199, 200
Adapter with flexion.....	185
Alignment aid for ErgoArm.....	97, 157
Alignment tool.....	34, 261
Alignment tool for adult component.....	261
Alignment tool for DynamicArm.....	97, 157
Allen key.....	260
Allen wrench.....	34
All-purpose hook.....	135
All-purpose ring.....	135
AnalogAdapter.....	97
Assembly tool.....	129, 264
Attachment plate with short stud.....	150
Attachment plate with stud.....	150
Axilla pad set.....	169, 207
Axillary protector for body harnesses.....	169, 213
AxonArm Ergo.....	123
AxonCharge Integral.....	125
AxonEnergy Integral.....	124
AxonHook.....	117
AxonMaster.....	127
AxonRotation.....	122
AxonRotation Adapter.....	122
AxonSkin Natural.....	118
AxonSkin Silicone.....	119
AxonSkin visual / AxonSkin black.....	119
AxonSoft.....	128
B	
B33061.....	47
Ball Cap.....	154
Ball ratchet wrist joint.....	149
Ball ratchet wrist, short.....	149
Ball-shaft adapter.....	168, 206
Battery connection cable.....	99
Battery cover.....	106
Battery Mounting Set.....	86
Battery receptacle.....	85
Battery receptacle set.....	85
bebionic hand EQD.....	44
bebionic hand Flex.....	46
bebionic hand Short Wrist.....	46
bebionic Skin Silicone.....	48
bebionic Skin Silicone Black.....	48
Below-elbow harness.....	167, 205, 223
BionicLink PC.....	25, 103, 128
Bluetooth long dongle.....	47
Bowden cable.....	167, 205
C	
Cable-activated hook for youths.....	133
Cable clamp.....	209
Cable connector.....	77
Cable pull switch.....	90
Cable seal.....	61
Cable strap connector.....	210
Cap screw (Allen screw).....	198
Chassis.....	140, 178, 180
Chassis with quick-disconnect wrist.....	77
Chassis with threaded stud.....	139
Clamp plate.....	153
Clamp sleeve, long.....	209
Clamp sleeve, short.....	209
Clamp stopple set.....	157
Coaxial bushing.....	77
Coaxial plug.....	59
Colour determination ring.....	67, 234, 243, 251
Conical drill bit.....	260
Connecting bracket.....	168, 207
Connecting cable.....	99
Connection cable.....	78, 100
Connection cable with on-off switch.....	99
Connection piece for cable-activated hook.....	142
Connection piece screw.....	141
Connection ring with groove.....	193
Cosmetic Glove for Children.....	18
Countersunk head screw.....	156
Coupler.....	167, 206
Coupling piece.....	59, 210
Crimping tool.....	172, 212
Custom silicone covers for the upper limb.....	232
Custom silicone finger prostheses.....	249
Custom silicone partial hand prostheses.....	241
Cyamet quick-drying adhesive (superglue).....	267
Cylindrical lamination ring.....	148
D	
Deburring knife.....	265
Deep-drawing tool.....	260
Derma Clean.....	165, 202, 217
Derma Prevent.....	165, 203, 217
Derma Protection ArmComfort.....	32, 60, 221
Derma Repair.....	165, 203, 217
Distributor.....	100
Donning sphere.....	129
Donning spray.....	20, 74, 120, 164, 202, 217
Donning tool.....	129
Double-cable system hand.....	137
“D” ring.....	171, 211
Dummy set.....	164, 201, 218
DynamicArm.....	92
DynamicArm Plus.....	94
E	
EasyFit Arm donning aid.....	32, 60, 221
Eccentric.....	156
Elastic double strap.....	211
Elastic harness strap.....	169, 208
Elbow component.....	158
Elbow component for children.....	26, 159
Elbow joint.....	153
Elbow joint bars.....	194
Elbow joint bar with cable lock.....	194
Elbow joint bar without lock.....	194
ElbowSoft.....	103
Electric hand 2000.....	17
Electric wrist rotator.....	78
Electrode.....	29, 80, 126
Electrode accessories.....	30, 81
Electrode accessory set.....	30, 81
Electrode cable with straight plug and plug connector.....	31, 82
Electrode dome, high.....	42
Electrode dome, low.....	42
Electrode dome, medium.....	42
Electrode mounting bracket set.....	30, 81
Elektrodenkabel mit geradem Stecker.....	127
Endoskeletal adapter.....	79
EnergyPack.....	84

Engaging Lever	87	Lamination ring for children's forearm	27
ErgoArm®	152	Lamination ring for Michelangelo transcarpal	122
ErgoArm® plus	152	Lamination ring for Physolino baby hand	187
ErgoArm electronic plus	95	Lamination ring set	22, 27, 160
ErgoArm hybrid plus	96	Lamination set for AxonMaster	127
Extension cable	100, 162	Light metal piping	198, 200
Eyelet cable anchor, large	171, 209	Li-ion charger	84
Eyelet cable anchor, small	213	Linear control element	89
F		Locking lever	87
Finger and thumb tip	139, 179	Lock set	164, 202, 218
Finger chain	47	Lock with release pin	164, 202, 218
Finger cover	32, 133	Loctite® 241	268
Finger filler	32	Loctite® 243	267
Finger tip blank set	105	Loctite® 601	268
Finger tip (pair)	106	Loop	171, 212
Finger tip set	105	M	
Flange button head socket screw	140, 180	Magnetic centring aid	101
Flat head screw	156, 170, 211	Measuring instruments	86
Flat nose pliers	262	Metacarpus fixation silicone finger prosthesis	250
Flexion cable retainer	193	Michelangelo hand	114
Foam modular kit	193	Michelangelo hand dummy	120
Forearm	153	Michelangelo hand transcarpal	116
Four-stage control element	88	Michelangelo socket attachment block	120
Friction ring	200	Modular adapter for ArmLiners	186
Friction ring with inner gear teeth	108	Modular elbow joint	197
G		Mounting adapter	33
Grub screw	140, 178, 199	Mounting adapter for Michelangelo	129, 264
H		Mounting aid	264
Hair	66, 233, 242, 250	Mounting plate	129, 264
Harness pull switch	90	Mounting set	120
Harness strap	170, 208	Mounting tool	264, 265
Hexagon nut	61	Mounting wrench	260
High-leverage snips	262	MovoHook 2Grip	134
Hole covering	154	MovolineArm Friction	26, 160
Hollow rivet	172, 211	MovoShoulder swing	98, 196
I		MovoWrist flex	151
Illumination set	67, 234, 243, 251	Multicoloured acrylic nails for „Classic“ and „Natural“	233, 242, 250
IntoLiner	163, 201	Multicoloured silicone nails for „Classic“ and „Natural“ ..	66, 233, 242, 250
IntoLiner Acclimate	216	MyoBoy	102
Isopropyl alcohol	267	MyoBoy communication cable	104
J		MyoBoy light set	103
Joint ball	199	MyoCharge integral	23, 83
Joint clamp	200	Myo contact surfaces	225
Joint Piece with Cable Lock	195	MyoEnergy integral	23, 83
Joint Piece without Lock	195	MyoHand VariPlus Speed	49, 50, 51
K		MyolinoLink	25
Knurled plate	186	MyolinoSkin natural	19
L		MyolinoSoft	25
Lamination disk, serrated	171, 212	MyolinoWrist 2000	21
Lamination dummy	188	Myo Plus	42
Lamination dummy set	124	Myo Plus TR	40
Lamination plate	78	MyoRotronic	78
Lamination protection cover	155	MyoSelect	104
Lamination ring	21, 27, 59, 77, 139, 154, 158, 159, 178, 197, 198	MyoSkin Natural	62, 63
Laminationring	151	MyoWrist 2act	76
Lamination Ring	122	MyoWrist transcarpal	76
		MySkin Myo	65
		O	
		OC1560	32, 60, 221
		O-ring	22
		O-Ring	157
		O-ring set	197
		Ottobock ball shoulder joint	197
		Ottobock friction wrist unit	148

Index

Ottobock shoulder joint	98, 196
Ottobock system hand -passive-.....	177
Ottobock wrist joint	148, 161
Ottobock wrist unit	28
Oval head screw (sheet metal screw)	149

P

Pad screw head.....	171, 212
PAULA.....	102
Perlon cable.....	162, 170, 208
Physolino babyhand	187
Pin	165, 203, 219
Pinch gauge	61, 265
Plaster shirt.....	269
Plaster sock.....	269
Pliers.....	263
Plug	87
Power supply unit.....	84
Pressure piece.....	156
Pressure ring.....	107
Pressure switch.....	90
Procomfort gel	266
Prosthetic glove for adolescents	144, 182
Prosthetic glove for adolescents and men.....	63, 146
Prosthetic glove for children.....	143, 181, 189
Prosthetic glove for children and adolescents	64
Prosthetic glove for men	145, 184
Prosthetic glove for men and adolescents.....	191
Prosthetic glove for women.....	64, 147, 183, 190
Pull cable.....	195
Pump sprayer.....	20, 74, 121, 268
PVC connection tube.....	33, 101, 220

R

Rastenscheibe mit Innenverzahnung.....	107
Remote electrode	41
Replacement blade	265
Retainer ring, narrow.....	138, 179
Retainer ring, wide	60, 138, 179
Ring	168, 206
Rocker switch.....	90
Rubber band	133, 141
Rubber friction ring	149
Rubber gripping pad set	105

S

Schraubkupplung.....	212
Screw cap.....	269
Screw coupling	172
SensorHand Speed.....	52, 53
Setting nut	170, 208
Shoulder bracket set	200
Shoulder disarticulation modular kit.....	192
Silicone grease 400, medium.....	266
Single-cable system hand	136
SiOCX socket system, TH	225
SiOCX TR Flex socket.....	224
SiOCX TR socket.....	224
Skeo Up.....	163, 201, 216
Skin Natural prosthetic glove for adolescents.....	144, 182
Skin Natural prosthetic glove for children	143, 181
Skin Natural prosthetic glove for men	145, 184
Skin Natural prosthetic glove for men and adolescents.....	62, 146
Skin Natural prosthetic glove for women.....	147, 183
Sleeve protection pad	205
Slotted screwdriver	263

Socket attachment piece.....	261
Socket screw with Allen head	172, 207
Soldering jig.....	265
Spacer sleeve	169, 207
Spacer washer.....	141
Spacing washer.....	108
Special cleaner.....	20, 74, 121, 268
Special key.....	27
Special lubricant.....	266
Special thread.....	61
Spiral nut.....	209
Spring	210
Spring set for cable-activated hook, standard.....	134
Spring telescope	155
Stainless steel buckle.....	168, 206
Standard connector	150
Steel cable, coated	205
Stirrup with wedge lock	195
Strap buckle.....	169, 207
Suction socket electrode	29, 80, 126
Suspension rosette.....	139, 141
Switch cable.....	155
System Electric Greifer DMC VariPlus	75
System Electric Hand Digital Twin	54
System Electric Hand Digital Twin	55
System Electric Hand DMC plus	56, 57
System inner hand	59, 60, 138, 179

T

Tattoo for silicone prostheses	66, 233, 242, 251
Test adapter	104
Threaded sleeve	210
Thread segment	154
Tip padding (pair).....	107
Tongue Cap.....	155
Transcarpal Hand DMC plus	58
Transhumeral modular kit.....	192
Transhumeral soft harness	166, 204, 222
Triple-control above-elbow harness	166, 204, 222
Truss head screw	198
Tube dummies	33, 101, 220
Tube valve for suction socket.....	101, 220
Tweezers	61, 262, 263

U

UHU Plus glue.....	267
Universal pliers.....	262
USB Adapter for charging	87

W

Wood hand adapter	28, 161, 187
Work mat	261
Wrist joint lamination ring.....	28, 160
Wrist lock with standard connector	150

1 – 10

4-step control element	88
7in1 Controller	24

1 – 10

8E33	75
8E34	75
8E38=6	56
8E38=7	54
8E38=8	52
8E38=9	49
8E39=6	57
8E39=7	55
8E39=8	53
8E39=9	50
8E41=9	51
8E44=6	58
8E51	17
8E70	44
8E71	46
8E72	46
8E500	114
8E550	116
8E600	117
8K5	187
8K18	177
8K19	177
8K22	136
8K23	136
8K26	137
8K27	137
8R1	79
8S4	144, 145, 182, 184, 191
8S4N	144, 145, 182, 184
8S5	147, 183, 190
8S5N	147, 183
8S6	143, 181, 189
8S6N	143, 181
8S11	63, 146
8S11N	62, 146
8S12	64
8S12N	62
8S13	64
8S13N	63
8S20	18
8S20N	19
8S500	119
8S501	118
8S502	118
8S511	119
8S710	48
8S711	48
8T350	224
8T351	224
8T550	225
8T860	225
8X14	138, 179
8X18	59
8X24	60
8Y1	61
9E94	139, 178
9E161	269
9E167	77
9E169	59
9E185	100, 162
9E342	32
9E347	32
9E388	61
9E397	77
9E420	24
9S*	139

9S6	139, 179
9S15	138, 179
9S65	180
9S67	180
9S96	140, 178
9S110	77
9S138	105
9S145	105
9S146	107
9S149	105
9S184	140, 178
9S187	60, 138, 179
9S234	106
9S258	78
9S266	77
9S278	106
9S296	47
9S312	106
9S501	122
9S503	122
9X14	90
9X18	90
9X24	78
9X25	90
9X37	90
9X50	89
9X51	88
9X52	89
9X53	88
10A3	135
10A4	135
10A30	151
10A37	133
10A40	28, 161, 187
10A43	150
10A56	150
10A71	134
10A81	134
10A101	134
10R1	185
10R2	185, 199
10R3	185
10R4	186
10R5	199
10S1	59
10S4	59
10S16	21
10S17	78
10S18	27
10S500	122
10S550	122
10V8	149
10V15	150
10V18	28, 148, 161
10V30	149
10V36	28, 148
10V38	76
10V39	151
10V40	76
10V51	21
10Y1	133
10Y3	209
10Y13	133, 141
10Y19	172, 212
10Y25	209
10Y26	209
10Y31	168, 206
10Y32	167, 206

11 – 20

11D1	151
11D12	28, 160
11D20	148
11D21	22
11D27	149
11D31	187
11D61	22
11S6	107
11S7	107
11S12	261
11S27	108
11S30-1	108
11S33	150
12A13	153
12K5	158
12K12	26, 160
12K19	26, 159
12K20	158
12K41	152
12K42	152
12K44	96
12K48	153
12K49	153
12K50	95
12K100N	92
12K110N	94
12K501	123
12R6	192
12R7	192
12S4	98, 196
12S6	98, 196
12S7	197
12V10	101, 220
13D1	197
13D2	200
13E50	99
13E97	99
13E100	97
13E129	31, 82, 127
13E135	30, 81
13E153	30, 81
13E188	99
13E190	100
13E200	29, 80, 126
13E201	30, 81
13E202	29, 80, 126
13E205	78
13E206	30, 81
13E400	41
13E401	41
13E500	127
13E520	40
13G8	27, 158, 159, 198
13G21	27, 160
13G68	153
13R1	197
13R3	198
13R4	200
13R6	200
13R9	193
13R11	186
13X3	200
13X4	200
13X5	199
13Y1	193
13Z16	197

Reference number index

13Z47	154
13Z48	154
13Z50	154
13Z51	154
13Z52	155
13Z53	155
13Z55	155
13Z56	155
13Z57	156
13Z58	156
13Z68	162
13Z161	42
13Z162	42
13Z163	42
14A1	164, 202, 218
14A107	165, 203, 219
14A110	164, 202, 218
14A111	164, 201, 218
14Y3	163, 201, 216
14Y5	163, 201, 216
15K10	193
15Y1	205
16X12	194
16X13	194
16X14	194
16Y26	195
16Y27	195
16Y31	195

21 – 30

21A5	171, 209
21A6	209
21A7	210
21A8	139, 141
21A9	141
21A10	141
21A11	210
21A12	210
21A13	142
21A16	171, 211
21A18	162, 170, 208
21A24	213
21A25	210
21A29	169, 213
21A35	166, 204, 222
21A36	167, 205, 223
21A37	167, 205
21A38	169, 207
21A44	142
21A47	166, 204, 222
21A207	157
21Y37	210
21Y79	195
21Y194	168, 206
21Y195	168, 206
21Y197	168, 207
21Y199	169, 207
21Y203	169, 207
29C5	170, 208

31 – 100

60X5	25, 103, 128
60X6	25
88A1	249
88A2	241, 250
88A10-12	232

88A15	65
89D4	67
99B13	33, 101, 220
99B83	33, 101, 220

401 – 500

453A1	32, 60, 221
453H10	165, 202, 217
453H12	165, 203, 217
453H14	165, 203, 217

501 – 600

501S28	170, 211
501S35	198
501S40	149
501S84	156
501S101	156
501T52	140, 180
501Z2	198
502S97=M5	61
503F3	172, 207
504H3	172, 211
506G1	199
506G4	140, 178
507S15	171, 212
514Z3	171, 212
516S3	171, 212
560X3	25
560X18	42
560X500	128

601 – 700

623G4	211
623G23	169, 208
623H23	170, 208
624Z12	61
627F13	22, 157
633F11	266
633F14	266
633S2	266
634A58	267
636K11	267
636K13	268
636K14	268
636W23	267
636W60	267
640F12	20, 74, 121, 268
640F13	20, 74, 121, 268
640F18	20, 74, 120, 164, 202, 217
640Z6	261
641T9	269
641T10	269
646C42	103
646C52	102
651D4	205

701 – 800

706F3	262
706R5	262
706Z6	262
706Z10	263
709S10	34, 260
709S42	34
709Z9	27
710H20	263

711M1	129, 264
711M2	129, 264
711M3	264
711M7	264
711M12	265
711M16	265
711M18	260
711M50	33
711M53	260
711M64	129, 264
711M77	101
711M114	129
711M116	129
718H5	265
718Y130	265
726W9	260
736Y6	172, 212
743A18	261
743A19	34, 261
743A23	97, 157
743A27	97, 157
743F1	61, 265
743R10/743R12	67, 234, 243, 251
743Y42	188
757B20	84
757B21	84
757B35	23, 83
757B501	124
757L16-4	84
757L20	84
757L35	23, 83
757L43	87
757L500	125
757M11	102, 103
757P23	104
757P39	104
757P41	100
757T13	104
757Z184	85
757Z185	85
757Z186	87
757Z190	86
757Z191	86
757Z195	87
757Z202	87
757Z501	120
757Z503	127
757Z504	120
757Z505	120
757Z508	124
799P1	262
799P2	263

