

ottobock.



# Materials.



# Materials.

 This is a global catalogue. The product selection is exemplary and may vary depending on local conditions. If you have any questions, please get in touch with your local Ottobock contact.

Please visit [www.ottobock.com](http://www.ottobock.com) to obtain up-to-date product information at any time.














# Table of contents.

<b>1   Plaster and forming technology</b>		<b>7   Padding</b>	
· Plaster casting technology .....	12	· Skinguard padding .....	158
· Taking impressions .....	21	· Padding .....	159
· Forming technology .....	23	· Cork .....	182
<b>2   Thermoplastics</b>		· Leather .....	184
· Thermoplastic preregs .....	28	· Cover fabrics .....	186
· Skinguard thermoplastics .....	31	<b>8   Finishing</b>	
· Thermoplastics .....	36	· Thermopapers .....	192
· UCAST Thermoplastics .....	37	· Socket decors .....	204
· Thermoplastics .....	39	· CarbonTEX .....	217
<b>3   Lamination technology</b>		· SuperSkin .....	219
· Stockinettes .....	58	<b>9   Small parts and auxiliary materials</b>	
· Reinforcement materials .....	63	· EasyFit .....	224
· Pedilen foams .....	73	· Arion Proth-Pro .....	226
· Acrylic sealing resins .....	79	· EasyFit .....	226
· Acrylic lamination resins .....	81	· Straps and belts .....	227
· Vinyl lamination resins .....	84	· Closure technology .....	231
· Epoxy lamination resins .....	85	· Setting nuts, screws and rivets .....	247
· Epoxy lamination resin film .....	87	· Parting agents and lubricants .....	255
· Accessories .....	93	· Profiles and metal sheets .....	259
· Adhesive tapes .....	97	· Sanding and polishing .....	262
<b>4   Prepreg technology</b>		· Soldering and welding materials .....	263
· Thermoset preregs .....	104	· Coating materials .....	264
· Thermoplastic preregs .....	115	· Forearm crutches and canes .....	265
<b>5   Elastomers</b>		<b>10   Protective equipment</b>	
· Silicone rubbers .....	120	.....	270
· Silicones .....	123		
<b>6   Putties, adhesives, adhesive tapes and varnishes</b>			
· Plastic putties .....	134		
· Adhesives .....	135		
· Adhesive tapes .....	147		
· Cleaners/thinners .....	153		
· Varnishes .....	154		

Explanation of symbols

	Two components: A-component, B-component
	Self-adhesive
	Adhesive on both sides
	Washable at 30 °C, gentle cycle
	Washable at 40 °C, gentle cycle
	Washable at 40 °C
	Washable at 60 °C
	Washable at 95 °C
	Dry flat

Explanations of hazardous substance symbols

Hazard pictogram	Hazard class and hazard category
 GHS01 Exploding bomb	Explosive substances/mixtures and products with explosive materials: - Unstable, explosive - Subclasses 1.1, 1.2, 1.3, 1.4 Self-reactive substances and mixtures, type A Self-reactive substances and mixtures, type B (+ pictogram GHS02) Organic peroxides, type A Organic peroxides, type B (+ pictogram GHS02)
 GHS02 Flame	Flammable gases, hazard category 1 Aerosols, hazard categories 1, 2 Flammable liquids, hazard categories 1, 2, 3 Flammable solids, hazard categories 1, 2 Self-reactive substances and mixtures, types B (+ pictogram GHS01), C, D, E, F Pyrophoric liquids, hazard category 1 Pyrophoric solids, hazard category 1 Substances and mixtures capable of self-heating, hazard categories 1, 2 Substances and mixtures that release inflammable gases in combination with water, categories 1, 2, 3 Organic peroxides, types B (+ pictogram GHS01), C, D, E, F Substances and mixtures that release inflammable gases in combination with water, hazard categories 1, 2, 3
 GHS03 Flame over circle	Oxidising gases, category 1 Oxidising liquids, categories 1, 2, 3 Oxidising solids, categories 1, 2, 3
 GHS04 Gas cylinder	Gases under pressure: - compressed gases - liquefied gases - frozen liquefied gases - dissolved gases
 GHS05 Corrosion	Corrosive to metals, category 1 Corrosive/irritating effect on the skin, categories 1A, 1B, 1C Severe eye damage/eye irritation, category 1
 GHS06 Skull and crossbones	Acute toxicity (oral, dermal, inhalation), categories 1, 2, 3
 GHS07 Exclamation Mark	Acute toxicity (oral, dermal, inhalation), category 4 Irritating to skin, category 2 Severe eye irritation, category 2 Skin sensitisation, categories 1, 1A and 1B Specific target organ toxicity (one-time exposure), category 3 Respiratory sensitisation, category 3 narcotic effect Hazardous to the ozone layer, category 1
 GHS08 Health hazard	Respiratory sensitisation, categories 1, 1A and 1B Germ cell mutagenicity, categories 1A, 1B, 2 Carcinogenicity, categories 1A, 1B, 2 Reproductive toxicity, categories 1A, 1B, 2 Specific target organ toxicity (one-time exposure), categories 1, 2 Specific target organ toxicity (repeated exposure), categories 1, 2 Aspiration hazard, category 1
 GHS09 Environment	Hazardous to water - acutely hazardous to water: category acute 1 - hazardous to water, long term: categories chronic 1, 2

## Hazard classes and hazard category codes

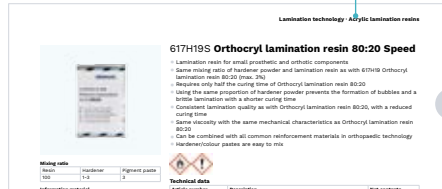
Hazard class	Gefahrenklassen- und Gefahrenkategorie-Codes	Hazard class	Gefahrenklassen- und Gefahrenkategorie-Codes	Hazard class	Gefahrenklassen- und Gefahrenkategorie-Codes
Explosive substances/mixtures and products with explosive materials	Unst. Expl.	Substances and mixtures that release inflammable gases in combination with water	Water-react. 1	Severe eye damage/ eye irritation	Eye Dam. 1
	Expl. 1.1		Water-react. 2		Eye Irrit. 2
	Expl. 1.2		Water-react. 3	Respiratory or skin sensitisation	Resp. Sens. 1
	Expl. 1.3	Oxidising liquids	Ox. Liq. 1		Resp. Sens. 1A
	Expl. 1.4		Ox. Liq. 2		Resp. Sens. 1B
	Expl. 1.5		Ox. Liq. 3		Skin. Sens. 1
Inflammable gases (including chemically instable gases)	Flam. Gas 1	Oxidising solids	Ox. Sol. 1		Skin. Sens. 1A
	Flam. Gas 2		Ox. Sol. 2	Skin. Sens. 1B	
	Chem. Unst. Gas A		Ox. Sol. 3	Germ cell mutagenicity	Muta. 1
	Chem. Unst. Gas B	Organic peroxides	Org. Perox. A		Muta. 1A
Aerosols	Aerosol 1		Org. Perox. B		Muta. 1B
	Aerosol 2		Org. Perox. C	Muta. 2	
	Aerosol 3		Org. Perox. CD	Carcinogenicity	Carc. 1
Oxidising gases	Ox. Gas 1		Org. Perox. D		Carc. 1A
	Gases under pressure	Press. Gas (Comp.)	Org. Perox. E		Carc. 1B
Press. Gas (Diss.)		Org. Perox. EF	Carc. 2		
Press. Gas (Liq.)		Org. Perox. F	Reproductive toxicity	Repr. 1	
Press. Gas (Ref. Liq.)		Org. Perox. G		Repr. 1A	
Inflammable liquids	Flam. Liq. 1	Corrosive to metals		Met. Corr. 1	Repr. 1B
	Flam. Liq. 2			Acute toxicity	dermal Acute Tox. 1
	Flam. Liq. 3	dermal Acute Tox. 2			Lact.
Inflammable solids	Flam. Sol. 1	dermal Acute Tox. 3	Specific target organ toxicity (one-time exposure)		STOT SE 1
	Flam. Sol. 2	dermal Acute Tox. 4			STOT SE 2
Self-reactive substances and mixtures	Self-react. A	inhalation Acute Tox. 1			drowsiness STOT SE 3
	Self-react. B	inhalation Acute Tox. 2			general STOT SE 3
	Self-react. C	inhalation Acute Tox. 3	resp. irrit. STOT SE 3		
	Self-react. CD	inhalation Acute Tox. 4	Specific target organ toxicity (one-time exposure)		STOT RE 1
	Self-react. D	oral Acute Tox. 1			STOT RE 2
	Self-react. E	oral Acute Tox. 2	Aspiration hazard		Asp. Tox. 1
	Self-react. EF	oral Acute Tox. 3		Hazardous to water	Aquatic Acute 1
	Self-react. F	oral Acute Tox. 4			Aquatic Chronic 1
Self-react. G	Corrosive/irritating effect on the skin	Skin. Corr. 1			Aquatic Chronic 2
Pyrophoric liquids		Pyr. Liq. 1	Skin Corr. 1A		Aquatic Chronic 3
		Pyr. Liq. 1	Skin Corr. 1B	Aquatic Chronic 4	
Substances and mixtures capable of self-heating	Self-heat. 1	Skin Corr. 1C	Hazardous to the ozone layer	Ozone 1	
	Self-heat. 2	Skin Irrit. 2			

The hazardous substance symbols printed in the catalogue correspond to the labelling requirements for hazardous substances at the time of printing. They refer to the raw materials in their unprocessed state and give notice of products classified as hazardous. Changes reserved. For further information on the hazard statements, please see the corresponding Ottobock safety data sheet, which is available on request.

# Searching, finding and ordering.

This catalogue is organised into sections.

• Tabs on the right-hand page margins as well as the subtitles at the top of every page also serve as quick and easy reference guides.



Index

<b>1-10</b>	Colour determination ring.....	53.189.207.214	ErgoAMP plus.....	133
	Control ring for.....	022	Extension cable.....	82.149
	4-step control element.....	77	Connecting bracket.....	180
	Trist Controller.....	20	Eyeball cable anchor large.....	148.182
			Eyeball cable anchor small.....	185
<b>A</b>	Adapter with flexlead.....	141.581.073.014	Connection cable with on-off switch.....	79
	Adapter with flexlead.....	161	Connection place for cable-actuated bulb.....	124-125
	Alignment aid for Dynamicum.....		Finger and thumb tip.....	122.057
	Alignment aid for Ergalium.....		Finger chain.....	39
	Alignment tool.....			
	Alignment tool for adult computer.....			
	All-purpose hose.....			
	All-purpose ring.....			
	Allen key.....			
	Allen wrench.....			
	AnalogueAdapter.....			
	Assembly tool.....			
	Attachment plate with short pin.....			

• The list of keywords lists all products in alphabetical order. Alternatively, the index lets you find the page numbers for products by reference number.

Illustration of product



Mixing ratio

Resin	Hardener	Pigment paste
100	1-3	3

Available information material

Information material	Description
646D1444=EN_MASTER	617H19S Orthocryl lamination resin 80:20 Speed product brief
646F351=EN_MASTER	Lamination resins poster

Awards



Lamination technology · Acrylic lamination resins

## 617H19S Orthocryl lamination resin 80:20 Speed

Name of product

- Lamination resin for small prosthetic and orthotic components
- Same mixing ratio of hardener powder and lamination resin as with 617H19 Orthocryl lamination resin 80:20 (max. 3%)
- Requires only half the curing time of Orthocryl lamination resin 80:20
- Using the same proportion of hardener powder prevents the formation of bubbles and a brittle lamination with a shorter curing time
- Consistent lamination quality as with Orthocryl lamination resin 80:20, with a reduced curing time
- Same viscosity with the same mechanical characteristics as Orthocryl lamination resin 80:20
- Can be combined with all common reinforcement materials in orthopaedic technology
- Hardener/colour pastes are easy to mix

Product description at a glance



Hazard information

Technical data

Article number	Description	Net contents
617H19S=0.900	Orthocryl Lamination resin 80:20 Speed	0.9 kg
617H19S=4.600	Orthocryl Lamination resin 80:20 Speed	4.6 kg
617H19S=25	Orthocryl Lamination resin 80:20 Speed	25 kg

Technical data

- 1 **Practical recommendation**
- Adding hardener powders in proportions greater than 3% results in the formation of bubbles and a brittle lamination with all lamination resins used in the field of orthopaedic technology. Use 617H19S Orthocryl lamination resin 80:20 Speed to make small components available for further processing more quickly, without jeopardising quality.

Tip







# Plaster and forming technology.

A plaster cast fabricated according to functional aspects is a prerequisite for good contact between the prosthetic socket and the residual limb.

Aside from skilled craftsmanship, the plaster casting technique – from taking impressions on the patient to practical positive modelling – also requires materials of high quality. The plaster used should have a porous structure and yet still be fine-grained. Once final corrections have been made, the plaster positive is sanded down to a smooth finish and thoroughly dried. Only then can the process of preparing a prosthetic socket using the plaster model be started.

Pedilen duplicating foams have proven excellent for precise forming of prosthetic sockets. The hardened, formed part is flexible and can easily be removed from the socket. It retains its shape and dimensions. These characteristics ensure precise and reliable finishing.



## 640Z5 Plaster insulating cream

- Separating layer for isolating the skin during plaster casting
- Readily visible transfer of markings to the negative with an indelible pencil or grease pencil
- Applied to the skin, an even insulating film forms immediately due to body heat
- Does not smear, drip or stick

### Technical data

Article number	Net contents
640Z5=1	1 kg
640Z5=5	5 kg



## 85F1 Plaster parting agent

- For isolating plaster from plaster
- For isolating plaster from thermoplastics



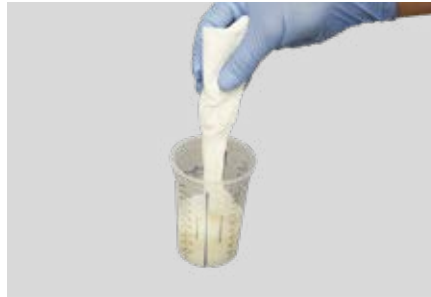
### Technical data

Article number	Net contents
85F1	1 l

### Processing and usage examples



Immerse stockinette directly in 85F1 plaster parting agent and allow to soak, or fill plaster parting agent into a 642B2 measuring cup and immerse stockinette.



Take the stockinette impregnated with plaster parting agent out of the bottle or measuring cup and pull it directly over the model.



Immediately before vacuum forming, impregnate the stockinette with plaster parting agent again and rub it in.



## 699G\* Biplatrix® quick plaster bandage

- Consists of a cotton substrate coated with a special natural plaster blend
- Latex-free
- Very good modelling properties
- Minimised dipping losses
- Easy to process
- Ensures high final strength, even with few layers
- Also available as 699G21 longuette for individual cutting
- Dipping water temperature: 20 °C to 25 °C
- Working time: approx. 2 minutes
- Load bearing capacity: partial load after 30 minutes, full load after 48 hours

### Technical data

Article number	Length	Width	Order unit	Package contents
699G19=2X6	2 m	6 cm	Package	Package of 20, sealed in packs of 2 bandages
699G19=2X8	2 m	8 cm	Package	Package of 20, sealed in packs of 2 bandages
699G19=2X10	2 m	10 cm	Package	Package of 20, sealed in packs of 2 bandages
699G19=2X12	2 m	12 cm	Package	Package of 20, sealed in packs of 2 bandages
699G19=2X15	2 m	15 cm	Package	Package of 20, sealed in packs of 2 bandages
699G20=3X8	3 m	8 cm	Package	Package of 20, sealed in packs of 2 bandages
699G20=3X10	3 m	10 cm	Package	Package of 20, sealed in packs of 2 bandages
699G20=3X12	3 m	12 cm	Package	Package of 20, sealed in packs of 2 bandages
699G20=3X15	3 m	15 cm	Package	Package of 20, sealed in packs of 2 bandages
699G20=3X20	3 m	20 cm	Package	Package of 10, sealed in packs of 2 bandages

Biplatrix® is a registered trademark of BSN medical.



## 699G21 Biplatrix® quick plaster bandage

- For taking a plaster cast
- Consists of a cotton substrate coated with a special natural plaster blend
- Latex-free
- Very easy moulding
- Minimised dipping losses
- Easy to process
- Ensures high final strength, even with few layers
- Longuette for individual cutting
- Dipping water temperature: 20 °C to 25 °C
- Working time: approx. 2 minutes
- Load bearing capacity: partial load after 30 minutes, full load after 48 hours

### Technical data

Article number	Length	Width	Order unit	Package contents
699G21=25X10	25 m	10 cm	Package	Package of 1, 4 layers
699G21=25X12	25 m	12 cm	Package	Package of 1, 4 layers
699G21=25X15	25 m	15 cm	Package	Package of 1, 4 layers
699G21=25X20	25 m	20 cm	Package	Package of 1, 4 layers

Biplatrix® is a registered trademark of BSN medical.



## 699G1 Elastic plaster bandages

- For taking a plaster cast
- Compression of the elastic bandage begins as the plaster cures
- Curing time adapted to the application
- Coated plaster bandage that leads to less plaster waste, is easier and faster to work with, can take loads earlier and results in a higher final strength of the bandage

### Technical data

Article number	Length	Width	Order unit	Package contents
699G1=10-12	3.6 m	10 cm	Package	12 piece(s)
699G1=12-12	3.6 m	12 cm	Package	12 piece(s)



## 699G\* Cellona® plaster of Paris bandages

- For taking a plaster cast
- Easy moulding
- The bandage is ready for loading or transportation after only approx. 30 minutes and fully cured after approx. 24 hours
- Coated plaster bandage that leads to less plaster waste, is easier and faster to work with, can take loads earlier and results in a higher final strength of the bandage

### Technical data

Article number	Length	Width	Order unit	Package contents
699G3=6-10	2 m	6 cm	Package	10 piece(s)
699G3=8-10	2 m	8 cm	Package	10 piece(s)
699G3=10-10	2 m	10 cm	Package	10 piece(s)
699G3=12-10	2 m	12 cm	Package	10 piece(s)
699G3=15-10	2 m	15 cm	Package	10 piece(s)
699G3=20-10	2 m	20 cm	Package	10 piece(s)
699G9=10-10	3 m	10 cm	Package	10 piece(s)
699G9=12-10	3 m	12 cm	Package	10 piece(s)
699G9=15-10	3 m	15 cm	Package	10 piece(s)
699G9=20-10	3 m	20 cm	Package	10 piece(s)

Cellona® is a registered trademark of Lohmann.



## 699C6 Dauerbinde® K

- For compression after amputation
- To support and relieve the supporting apparatus and locomotor system
- For the fixation of bandages
- For the immobilisation of body parts
- For the reduction of haematomas
- 58% cotton, 24% polyamide, 8% spandex, 10% viscose
- Elasticity approx. 175%
- Easy handling for application of the long stretch bandage
- Strong fabric structure
- High permanent elasticity
- High restoring force
- Washable (can be washed 10 times at 95 °C with mild detergent, dry flat)



### Information material

646D369=EN_ INT	699C6 Dauerbinde® K product brief
--------------------	--------------------------------------

### Technical data

Article number	Length	Width	Colour	Order unit	Package contents
699C6=10	5 m	10 cm	Beige	Package	10 piece(s)
699C6=12	5 m	12 cm	Beige	Package	10 piece(s)

• Due to the high static pressure, the long-stretch bandage must be removed at night and when the patient is resting.

Dauerbinde® is a registered trademark of Lohmann.



## 699G2 Stucco plaster

- For fabricating positive moulds for orthopaedic technology
- Coarser grain than alabaster modelling plaster
- Quick hardening
- High strength

### Technical data

Article number	Net contents
699G2=25	25 kg



## 699G4 Alabaster modelling plaster

- For fabricating positive moulds for orthopaedic technology
- Made of select raw stones, finely ground and very pure with a high index of whiteness
- After hardening, the surface is smooth and very well suited for modelling

### Technical data

Article number	Net contents
699G4=25	25 kg



## 87G4 Porous plaster

- Special plaster for direct contact with silicones in vacuum technology for Pastasil and Chlorosil
- Porous plaster for silicone technology
- Harder than modelling plaster
- Very good stability
- Low water consumption

### Technical data

Article number	Net contents
87G4=25	25 kg



### Practical recommendation

- Mixing time approx. 2–4 minutes.
- To protect the product during use, open or partly used bags should be carefully folded and sealed.

### Mixing ratio

Water	Porous plaster 87G4
1	1.6



## 645C1 Copying pens

- For marking on plaster casts and models
- Waterborne paint base

### Technical data

Article number	Colour	Order unit	Package contents
645C1	Blue	Package	12 piece(s)



## 645C2 Grease pens

- For marking on damp plaster casts and models
- For marking, e.g. on thermoplastic materials
- For paper, glass, plastic, metal
- Good alternative to permanent makers, since easily removable
- Lead made of high-quality pigments
- Paintable with water

### Technical data

Article number	Colour	Order unit	Package contents
645C2=2	Red	Package	12 piece(s)
645C2=3	Green	Package	12 piece(s)
645C2=5	Blue	Package	12 piece(s)



## 649G26 Soft Pad sanding paper

- For manual finish grinding of contours, curvatures and hard to reach areas
- Polyurethane foam with aluminium oxide
- Can be used wet and dry
- Highly flexible, does not buckle
- Does not form sharp edges
- Adapts to any contour
- Does not slip in the hand
- Produces a very fine and even finish

### Technical data

Article number	Version	Length	Width	Grain	Height	Order unit	Package contents
649G26=320	320	115 mm	140 mm	320 – 400 (fine)	5 mm	Package	20 piece(s)
649G26=400	400	115 mm	140 mm	400 – 500 (super fine)	5 mm	Package	20 piece(s)

### Processing and usage examples



Compress 649G26 Soft Pad sanding paper and submerge it in water until fully soaked.



With the soaked Soft Pad sanding paper, sand the plaster model using the abrasive side with circular movements and low pressure. (Do not rinse sanding residue under running water!) Soft pad sanding paper can be folded centrally, so that small radii can be worked without damaging the brim.



Soak Soft Pad sanding paper with water again and use the foam side to hone the plaster model in order to close fine pores with the accumulated plaster residue.





Product example



## 699G30 Cellacast Xtra® synthetic casting tapes

- For immobilisation after fractures, operations and orthopaedic corrections; for treatment of joint and bone disorders and for promoting mobilisation as well as for bandaging child patients
- For making temporary fastenings in prosthetics (socket protection/adapter securing, e.g. check sockets)
- For producing negative casts (orthotics)
- Alternative to the conventional plaster bandage
- Lightweight, permeable to air, X-ray transparent, waterproof and very stable once hardened
- Good adhesion to various materials, e.g. wood, lamination resin, foam, thermoplastic materials

### Technical data

Article number	Length	Width	Colour	Order unit	Package contents
699G30=5-3-10	3.6 m	5 cm	Green	Package	10 piece(s)
699G30=7.5-3-10	3.6 m	7.5 cm	Green	Package	10 piece(s)
699G30=10-3-10	3.6 m	10 cm	Green	Package	10 piece(s)
699G30=12.5-3-10	3.6 m	12.5 cm	Green	Package	10 piece(s)
699G30=5-4-10	3.6 m	5 cm	Yellow	Package	10 piece(s)
699G30=7.5-4-10	3.6 m	7.5 cm	Yellow	Package	10 piece(s)
699G30=10-4-10	3.6 m	10 cm	Yellow	Package	10 piece(s)
699G30=12.5-4-10	3.6 m	12.5 cm	Yellow	Package	10 piece(s)
699G30=5-5-10	3.6 m	5 cm	Blue	Package	10 piece(s)
699G30=7.5-5-10	3.6 m	7.5 cm	Blue	Package	10 piece(s)
699G30=10-5-10	3.6 m	10 cm	Blue	Package	10 piece(s)
699G30=12.5-5-10	3.6 m	12.5 cm	Blue	Package	10 piece(s)
699G30=5-9-10	3.6 m	5 cm	Cream	Package	10 piece(s)
699G30=7.5-9-10	3.6 m	7.5 cm	Cream	Package	10 piece(s)
699G30=10-9-10	3.6 m	10 cm	Cream	Package	10 piece(s)
699G30=12.5-9-10	3.6 m	12.5 cm	Cream	Package	10 piece(s)
699G30=5-13-10	3.6 m	5 cm	Orange	Package	10 piece(s)
699G30=7.5-13-10	3.6 m	7.5 cm	Orange	Package	10 piece(s)
699G30=10-13-10	3.6 m	10 cm	Orange	Package	10 piece(s)
699G30=12.5-13-10	3.6 m	12.5 cm	Orange	Package	10 piece(s)

### **i** Practical recommendation

- We recommend using 641H9=2 latex-free examination gloves for processing.
- The bandage can be prevented from sticking to the skin by enveloping all surfaces that come into contact with the synthetic bandage in a body protection stockinette (e.g. 81A1 nylon stockinette) before applying the bandage.

Cellacast Xtra® is a registered trademark of Lohmann.



## 641T10 Plaster shirt

- Device to protect the body during plastering
- For upper arm residual limbs and shoulder disarticulation
- 88% polyamide and 12% spandex
- Prevents skin stressing
- Suitable for surfaces

### Technical data

Article number	Size	Length	Width
641T10=M	M	665 mm	370 mm



## 641T9 Plaster sock

- Device to protect the body during plastering
- For forearm fittings
- 88% polyamide and 12% spandex
- Prevents skin stressing
- Suitable for surfaces

### Technical data

Article number	Size	Length	Width
641T9=M	M	350 mm	75 mm



## 641T3 Protective body stockinette kit

- Device to protect the body during plastering
- Body protection stockinette and residual limb protection stockinette for transfemoral amputations
- 100% cotton
- Prevents skin stressing
- Suitable for surfaces

### Technical data

Article number	Version	Length	Width	Order unit	Package contents
641T3=1	1	16 cm	30 cm	Package	6 piece(s)
641T3=2	2	33 cm	30 cm	Package	6 piece(s)
641T3=3	3	16 cm	38 cm	Package	6 piece(s)
641T3=4	4	33 cm	38 cm	Package	6 piece(s)



## 641T2 Body protection stockinette

- Device to protect the body during plastering
- Body protection stockinette for hip disarticulation
- 100% cotton
- Prevents skin stressing
- Suitable for surfaces

### Technical data

Article number	Version	Width	Order unit	Package contents
641T2=1	1	Approx. 30 cm	Package	6 piece(s)
641T2=2	2	Approx. 38 cm	Package	6 piece(s)



## 640Z10 Cellona® skin protection cream

- Protection and care cream for use during plastering work
- Easy dosing
- Penetrates quickly
- The skin is covered by a permeable protective care film
- Ideal for highly stressed skin

### Technical data

Article number	Net contents	Order unit
640Z10	0,1 l	Tube

Cellona® is a registered trademark of Lohmann.



## 99B25 Nylon stockinette

- For plaster casting, e.g. for KAFOs
- Suitable as filter tube for vacuum forming
- Polyamide

### Technical data

Article number	Length	Order unit	Package contents
99B25	Approx. 50 cm	Package	10 piece(s)



### Practical recommendation

- Can be individually shortened and welded.

### Processing and usage examples



Pre-tension the 99B25 nylon stockinette, twist it and then secure it with combination pliers. Using a pair of scissors, cut off the end of the seam.



Using the flame of a cigarette lighter, weld the cut surface and then immediately smoothen the weld seam.



With the welded seam turned inwards, pull the sock over the model.



## 81A1 Nylon stockinette

- For plaster casting, e.g. for KAFOs
- Suitable as a filter and final layer for laminating
- For reinforcing Pastasil
- For vacuum technique with Chlorosil
- Polyamide
- Especially elastic
- Not pre-impregnated



### Technical data

Article number	Length	Width	Weight
81A1=8	101.5 m	8 cm	1 kg
81A1=10	84.6 m	10 cm	1 kg
81A1=12	67.8 m	12 cm	1 kg
81A1=15	52.5 m	15 cm	1 kg
81A1=20	48 m	20 cm	1 kg

- i** **Practical recommendation**  
 • Individually adaptable and weldable.

### Processing and usage examples



#### Application example – vacuum forming in orthotics

Pull 81A1 nylon stockinette over the plaster model, cut to length so it is twice the size of the model, twist off and fold back again.



#### Application example – vacuum forming in prosthetics

Pre-tension the 81A1 nylon stockinette, twist it and then secure it with combination pliers. Using a pair of scissors, cut off the end of the seam. Using the flame of a cigarette lighter, weld the cut surface and then immediately smoothen the weld seam.



With the welded seam turned inwards, pull the sock over the model.



## 84V1 Vaseline

- For isolating the skin for plaster casts
- High melting temperature, more effectively keeping the Vaseline in the areas to be isolated
- Especially well suited for taking impressions in warm environments due to the high melting temperature, remaining on the skin for a longer period of time
- Very high purity
- Pasty consistency
- Easy to spread

### Technical data

Article number	Net contents	Colour
84V1	0.225 kg	White

**Information material**

647G363	Instructions for use   642V15=1, 87A5
---------	---------------------------------------

## 642V15 Impresil kit with case

- For producing flexible and clean impressions
- Can be used for taking impressions and correcting trial fittings on the patient in many areas, including finger prostheses, partial hand prostheses, scar compression masks and gloves, forefoot prostheses, transfemoral and transtibial prostheses, liners as well as orthoses
- Enables taking a highly detailed impression of the area in question
- Clean processing under all ambient conditions
- Does not adhere to skin and hair, therefore easy to demould
- Unlike plaster bandages, does not leave residues on the skin
- Can be finished
- Can be sanded
- Saves time and material
- Refillable
- No irritants or allergens, therefore suitable for use on unbroken skin (no open wounds)

**Technical data**

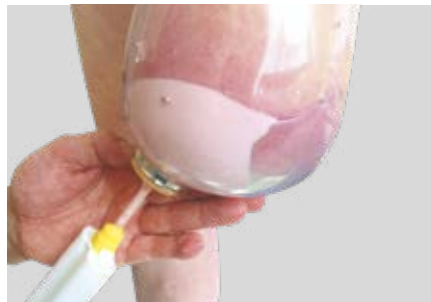
Article number	Shore hardness	Package contents
642V15=1	30° Shore A	1 dispenser, 5 cartridges, 75 ml each (component A and component B), 20 static mixers

**i** **Practical recommendation**

- To prevent the material from dripping, apply a maximum of 5 mm to vertical surfaces during each process step.
- The processing time can be extended by cool storage.

**Processing and usage examples**

Compensation of shape and volume differences in the trial phase of scar compression fittings.



Compensation of shape and volume differences in the trial phase of prosthetic sockets for the upper and lower limbs and in orthotics.



For taking impressions on the patient, e.g. partial hand/forefoot prostheses.

**Information material**

647G363	Instructions for use   642V15=1, 87A5
---------	---------------------------------------

## 87A5 Impresil refill set

**Technical data**

Article number	Package contents
87A5	5 cartridges, 75 ml each (component A and component B), 10 static mixers



## 756Y74 Refill pack: Impresil static mixer

- 756Y74 Refill pack for Impresil static mixer

### Technical data

Article number	Package contents
756Y74	100 static mixers

### Information material

647G363	Instructions for use   642V15=1, 87A5
---------	---------------------------------------





## 617F8 HS parting agent

- For isolating the residual limb socket before taking a cast
- Solvent-free

### Technical data

Article number	Net contents
617F8=0.150	0.15 kg
617F8=1	0.865 kg

### **i** Practical recommendation

- Before taking impressions, the residual limb socket should be dry and free of grease and oil.
- In order to achieve optimum isolation, the residual limb socket should be thinly swashed out with the parting agent or the parting agent should be applied thinly with a cloth and then dried with cold air.



## 616T3 ThermoLyn trolene

- Flexible polyethylene
- Used as a forming and parting material
- For orthotic components that require little stiffness but high flexibility
- For fabricating flaps in socket technology
- Individually cut to size, it can be used as a device for filling work
- Reusable and easy to clean due to its smooth surface
- Opaque
- Good transparency
- Low molecular weight
- Good thermoplastic formability
- High flexibility
- Temperature recommendation: processing temperature 125 °C (convection oven, infrared oven)

### Technical data

Article number	Length	Width	Thickness	Colour
616T3=1	1,000 mm	500 mm	1 mm	Natural colour
616T3=2	1,000 mm	500 mm	2 mm	Natural colour
616T3=2000X1000X2	2000 mm	1,000 mm	2 mm	Natural colour
616T3=2000X1000X3	2000 mm	1,000 mm	3 mm	Natural colour
616T3=40X32X2	40 mm	33 mm	2 mm	Natural colour

### **i** Practical recommendation

- Can also be used as a dummy material, e.g. with lamination technique.

### Information material

646F265=EN_INT	Thermoplastics poster
----------------	-----------------------

## 617H37 Pedilen duplicating foam

- Two-component synthetic material, excellent for quickly taking impressions of prosthetic sockets
- Undercuts are transferred exactly and can be demoulded easily
- Can be finished, for example by sanding, application of 636K17 lightweight putty
- Sensitive to moisture

### Technical data

Article number	Net contents
617H37=0.865	0.865 kg
617H37=4.600	4.6 kg
617H37=9.320	9.32 kg

### **i** Practical recommendation

- Immediately after the Pedilen duplicating foam has hardened and cooled, line the cast with an adequately stable layer of plaster. Let this layer harden and fill the model with plaster.





## 617P21 Hardener for Pedilen rigid foams

- Hardener for all Pedilen rigid foams and Pedilen duplicating foams
- Hardener has no influence on the swelling factor, foam determines the swelling factor



### Technical data

Article number	Net contents
617P21=0.865	0.865 kg
617P21=2.300	2.3 kg
617P21=4.600	4.6 kg
617P21=9.320	9.32 kg

### i Practical recommendation

- Shake for 30 seconds before use.
- For the exact mixing ratio, we recommend the 642B2 measuring cup.

Mixing ratio for a residual limb length of 20 cm and a circumference of the residual limb (centre) of 20 cm

Pedilen duplicating foam 617H37	Hardener for Pedilen rigid foams 617P21
100	40

### Product example



See the table below for further mixing ratios (Duplicating Foam: Hardener; quantities in g)

Residual limb length	Circumference of residual limb (centre)				
	20 cm	30 cm	40 cm	50 cm	60 cm
10 cm	50:20	100:40	150:60	200:80	200:80
20 cm	100:40	150:60	200:80	300:120	400:80
30 cm	100:40	200:80	250:100	350:140	400:160
40 cm	150:60	200:80	350:140	400:160	500:200



## 699S1 Pedilen impression foam

- Foamed synthetic material for taking foot impressions in orthopaedic technology, e.g. for insole fabrication
- For making plaster positives from a three-dimensional imprint
- Quick impression taking and easy removal of plaster positives

### Technical data

Article number	Length	Width	Thickness	Order unit	Package contents
699S1=25	305 mm	140 mm	4 cm	Package	25 pair
699S1=25-5	305 mm	140 mm	5 cm	Package	25 pair






# Thermoplastics.

Thermoplastics are being used for more and more applications in orthopaedic technology. We offer a wide variety of thermoplastics from polyethylene (PE) and polypropylene (PP) to copolyester (PETG). The polyethylene (PE) and polypropylene (PP) synthetic material groups are particularly well suited for the fabrication of prostheses and orthoses. These materials are particularly lightweight and suitable for functional use in orthopaedic technology. Copolyester (PETG) is also used, for example in the fabrication of self-supporting check sockets.

In this context the Skinguard technology also stands out as one of the highlights in our selection of thermoplastics. Skinguard is an umbrella brand representing technologies with various antibacterial substances based on different active principles. Ottobock Skinguard technology protects the product against a broad spectrum of different microorganisms. The benefit for the user is that odours caused by microbes are considerably reduced and discolouration is decreased. Thus, this technology ensures the extended durability of the product. These additives also enhance the wearing characteristics and skin comfort.



## 617R15 T.P.C woven carbon fibre

- For high-strength, very thin orthoses on a thermoplastic material basis
- Matrix: TPU
- Type of fibre: carbon
- Can be thermoformed under pressure
- High tensile strength
- Suitable for surfaces
- Suitable for painting
- Potentially adhesive
- Can be welded with components of the same matrix
- Clean processing
- No special storage requirements (e.g. no cooling)
- Moderate thermoforming temperature: approx. 220 °C

### Information material

646F265=EN_INT	Thermoplastics poster
646A174=GB	Prepreg technology product information
646T757=EN	Technical information   T.P.C and T.P.C Textil

### Technical data

Article number	Thickness	Packaging	Area	Fibre weight per unit area	Weave type	Fibre content	Resin content
617R15=2	Approx. 0.25 mm	6 Sheets at 1000 x 430 mm per sheet	2.58 m <sup>2</sup>	200 g/m <sup>2</sup>	Twill 2/2	60 % by weight	40 % by weight



## 617R18 T.P.C textile

- For prostheses and orthoses on a PP thermoplastic material basis
- Can be used as reinforcement for ThermoLyn PP-H (article number 616T20=\*) as well as in the orthopaedic footwear specialism
- Matrix: polypropylene
- Type of fibre: aramid
- Can be thermoformed under pressure
- High tensile strength
- Suitable for surfaces
- Can be welded with components of the same matrix
- Clean processing
- No cooling required, but store UV protected
- Moderate thermoforming temperature: approx. 220 °C

### Information material

646D1446=EN_INT	617R18 T.P.C textile product brief
646T757=EN	Technical information   T.P.C and T.P.C Textil

### Technical data

Article number	Length	Width	Fibre weight per unit area	Weave type
617R18=50X2	2 m	50 mm	400 g/m <sup>2</sup>	Twill 2/2
617R18=100X2	2 m	100 mm	400 g/m <sup>2</sup>	Twill 2/2

### Practical recommendation

- The 617R18 T.P.C textile is particularly easy to process with the 755E62 and 755E5 Ottobock vacuum forming devices.



## 616F27 Silicone film

- Processing aid for T.P.C
- Generation of a prevacuum between an upper and lower film
- For fixing during heating and forming
- Thermally stable
- Highly elastic
- Processing temperature: max. 240 °C

### Technical data

Article number	Length	Width	Thickness	Colour
616F27=5000X1000	5,000 mm	1,000 mm	1 mm	Transparent

### Information material

646A174=GB	Prepreg technology product information
646T757=EN	Technical information   T.P.C and T.P.C Textil






### 616F26 Silicone film

- Processing aid for T.P.C
- Generation of a prevacuum between an upper and lower film
- For fixing during heating and forming
- As separating film for the controlled partial welding of thermoplastics
- Thermally stable
- Limited elasticity
- Processing temperature: max. 240 °C

**Technical data**

Article number	Length	Width	Thickness	Colour
616F26=5000X1200	5,000 mm	1,200 mm	0.5 mm	Red-brown



### 636D3 Adhesive tape for vacuum technique

- For fixation in conjunction with the lamination technique
- Used in the prepreg technique
- Wide range of applications
- Base material: PE sheeting
- Silicone adhesive agent
- Temperature-stable up to approx. 200 °C



**Technical data**

Article number	Length	Width	Colour	Order unit
636D3	66 m	25 mm	Blue	Roll



### 636D14 Polyester adhesive tape

- Temperature-stable adhesive tape (to 200 °C) for vacuum technology
- Base material: polyester
- Water-resistant bonding
- Can be peeled off any time



**Technical data**

Article number	Length	Width	Thickness	Colour
636D14	66 m	25 mm	50 µm	Red

**Information material**

646A174=GB	Prepreg technology product information
------------	--



### 617H46 Bonding agent

- Universally applicable for sealants, adhesives, coatings
- For bonding and repairing vulcanised silicone rubber
- For sealing valves
- For making a vacuum bag out of 616F26 or 616F27 silicone film
- Pasty consistency
- Outstanding adhesive properties

**Technical data**

Article number	Net contents	Colour
617H46	90 ml	Transparent




**Practical recommendation**

- During processing, a thin skin will form on the surface of the adhesive after one minute. Any shaping of the silicone adhesive must be completed before this skin starts to form. A wetted modelling instrument or an ice cube have proven useful in shaping transitions.

**Information material**

646A174=GB	Prepreg technology product information
------------	--





## 616B16 Peel ply fabric with marker threads

- Processing aid for T.P.C
- Surface protection during lamination work
- Leads to rough, clean surface that is optimally suited for further coating, bonding or painting
- Facilitates optimum strength values
- Excessive resin can escape via the peel ply fabric during the curing phase
- The peel ply fabric can be easily peeled off after curing



### Information material

646A174=GB	Prepreg technology product information
646T757=EN	Technical information   T.P.C and T.P.C Textil

### Technical data

Article number	Length	Width	Weight per unit area	Weave type
616B16=2	2 m	0.5 m	83 g/m <sup>2</sup>	Plain weave



## 616F28 Separating film

- Processing aid for T.P.C
- Makes a glossy, clean surface that is optimally suited for further coating or painting
- Thermally stable
- Elongation at break: 300% +/-10%
- Tensile strength of 24 N/mm<sup>2</sup>
- Processing temperature: max. 260 °C
- Can be easily peeled off after curing

### Technical data

Article number	Length	Width	Thickness	Colour
616F28=10000X1220	10000 mm	1,220 mm	0.013 mm	Red

### Information material

646A174=GB	Prepreg technology product information
646T757=EN	Technical information   T.P.C and T.P.C Textil



## 616G6 DACRON® felt

- For venting T.P.C layers between the upper and lower silicone films
- As a filler for reinforcement, for bulges, ischial supports etc.
- Good ventilation of laminates
- Good absorption of all Ottobock lamination resins
- Sewable
- Smooth surface after laminating



### Information material

646A174=GB	Prepreg technology product information
646T757=EN	Technical information   T.P.C and T.P.C Textil

### Technical data

Article number	Length	Width	Thickness, dry
616G6=1X1	1 m	930 mm	3 mm
616G6=1X2	2 m	930 mm	3 mm
616G6=1X5	5 m	930 mm	3 mm
616G6=1X10	10 m	930 mm	3 mm
616G6=1X30	30 m	930 mm	3 mm
616G6=1X50	50 m	930 mm	3 mm

DACRON® is a registered trademark of Invista.



## 646M69 **Sampler ring: ThermoLyn for definitive socket**

- For the visual and haptic demonstration of the various thermoplastics
- Aids in selecting the various thermoplastic materials

### Technical data

<b>Article number</b>
646M69



## 616T283 **Antibacterial ThermoLyn clear**

- Copolyester
- For fabricating scar compression masks, trial orthoses and self-supporting check sockets (limited wearing time)
- Antibacterial effect
- Transparency of the check socket facilitates precise verification of the fit and skin discolouration on the residual limb
- Good fracture resistance
- Very high impact strength
- High dimensional stability
- Can be over-laminated to secure adapters
- Temperature recommendation: 165 °C (convection oven, infrared oven)

### Technical data

Article number	For the fabrication of	Length	Width	Thickness	Colour
616T283=8	Trial orthoses	400 mm	400 mm	8 mm	Clear
616T283=10	Self-supporting check sockets (for temporary use)	400 mm	400 mm	10 mm	Clear
616T283=12	Self-supporting check sockets (for temporary use)	400 mm	400 mm	12 mm	Clear
616T283=15	Self-supporting check sockets (for temporary use)	400 mm	400 mm	15 mm	Clear
616T283=20	Self-supporting check sockets (for temporary use)	400 mm	400 mm	20 mm	Clear


### Information material

646F265=EN_INT	Thermoplastics poster
646D119=GB	Antibacterial SKINGUARD materials product information
646D695=EN_INT	SKINGUARD technology patient information



### **i** Practical recommendation

- We recommend hot air for working edges.
- Es ist zu beachten, dass beim Verarbeitungsprozess Schrumpf auftritt.



## 616T252 Antibacterial ThermoLyn rigid

- Styrene butadiene
- For fabricating self-supporting check sockets for TT, TF and HD (for temporary use)
- The proven classic material for fabricating check sockets
- Antibacterial effect
- Transparency of the check socket facilitates precise verification of the fit and skin discolouration on the residual limb
- High rigidity
- Good fracture resistance
- High thermoplastic dimensional stability
- High resistance to the formation of stress cracks
- Extremely high impact strength
- Can be over-laminated to secure adapters
- Temperature recommendation: 160 °C (convection oven, infrared oven)

### Information material

646D119=GB	Antibacterial SKINGUARD materials product information
646D695=EN_INT	SKINGUARD technology patient information



2010 ■

### Product example



### Technical data

Article number	Length	Width	Thickness	Colour
616T252=10	400 mm	400 mm	10 mm	Clear
616T252=12	400 mm	400 mm	12 mm	Clear
616T252=15	400 mm	400 mm	15 mm	Clear
616T252=600X600X12	600 mm	600 mm	12 mm	Clear
616T252=600X600X15	600 mm	600 mm	15 mm	Clear



#### Practical recommendation

- We recommend hot air for working edges.
- Please note that shrinkage occurs during processing.



## 616T253 Antibacterial ThermoLyn soft, clear

- Ethylene vinyl acetate
- Suitable for fabricating flexible inner prosthetic sockets in lower limb prosthetics
- Antibacterial effect
- High flexibility
- High surface quality
- Can be subsequently thermoformed
- Comfortable to wear
- Washable
- Temperature recommendation: 150 °C (convection oven, infrared oven)



### Information material

646D733=EN_INT	ThermoLyn product information
646D119=GB	Antibacterial SKINGUARD materials product information
646D695=EN_INT	SKINGUARD technology patient information

### Technical data

Article number	Description	Length	Width	Thickness	Colour
616T253=8	Antibacterial ThermoLyn soft, clear	400 mm	400 mm	8 mm	Clear
616T253=10	Antibacterial ThermoLyn soft, clear	400 mm	400 mm	10 mm	Clear
616T253=12	Antibacterial ThermoLyn soft, clear	400 mm	400 mm	12 mm	Clear
616T253=15	Antibacterial ThermoLyn soft, clear	400 mm	400 mm	15 mm	Clear



#### Practical recommendation

- Please note that shrinkage occurs during processing.



material  
award



2010 ■

### Product example





## 616T269 Antibacterial ThermoLyn soft, beige

- Ethylene vinyl acetate
- For fabricating flexible prosthetic sockets, especially in upper limb prosthetics
- Antibacterial effect
- High flexibility at the socket brims
- High surface quality
- Can be subsequently thermoformed
- Comfortable to wear
- Washable
- Temperature recommendation: 150 °C (convection oven, infrared oven)



### Information material

646D733=EN_INT	ThermoLyn product information
646D119=GB	Antibacterial SKINGUARD materials product information
646D695=EN_INT	SKINGUARD technology patient information

### Technical data

Article number	Length	Width	Thickness	Colour
616T269=6	400 mm	400 mm	6 mm	Beige
616T269=8	400 mm	400 mm	8 mm	Beige
616T269=10	400 mm	400 mm	10 mm	Beige
616T269=12	400 mm	400 mm	12 mm	Beige



material  
award



### Practical recommendation

- We recommend using the 503F3 socket screw with Allen head in combination with the 29C3 or 29C5 setting nut.
- Please note that shrinkage occurs during processing.

2010 ■

### Product example



## 616T200 ThermoLyn SilverShield®

- Ethylene vinyl acetate
- Suitable for fabricating flexible inner sockets in lower limb prosthetics
- Antibacterial effect
- Very high flexibility
- Pleasant wearing characteristics and skin comfort
- Temperature recommendation: 150 °C (convection oven, infrared oven)



### Information material

646D119=GB	Antibacterial SKINGUARD materials product information
646D695=EN_INT	SKINGUARD technology patient information

### Technical data

Article number	Length	Width	Thickness	Colour
616T200=9	400 mm	400 mm	9 mm	Natural colour
616T200=12	400 mm	400 mm	12 mm	Natural colour
616T200=16	400 mm	400 mm	16 mm	Natural colour



### Practical recommendation

- Place wet plaster in the oven. Prior to vacuum forming, coat the model with 633F50 silicone grease.
- Please note that shrinkage occurs during processing.

SilverShield® is a registered trademark of North Sea Plastics.



2010 ■

### Product example









**Information material**

646F265=EN\_INT Thermoplastics poster

## 616T73 ThermoLyn Pedilon

- Low-temperature polyester
- For the fabrication of orthoses without preparing a plaster cast or model
- Mobile applications, making it ideal for hospital use and immediate treatment of patients
- Thermoformable at low temperatures
- Eliminates the time-consuming tasks of fabricating casts and models
- Very high adhesive strength
- High resilience when reheated
- Temperature recommendation: heat in water bath at 60 °C

**Technical data**

Article image	Article number	Perforation	Length	Width	Thickness
	616T73=FP60X43X1.6	fine (FP)	60 cm	43 cm	1.6 mm
	616T73=FP60X43X2	fine (FP)	60 cm	43 cm	2 mm
	616T73=MP60X43X2	medium (MP)	60 cm	43 cm	2 mm
	616T73=MP60X45X2.5	medium (MP)	60 cm	45 cm	2.5 mm
	616T73=MP60X45X3.2	medium (MP)	60 cm	45 cm	3.2 mm
	616T73=GP60X43X2	coarse (GP)	60 cm	43 cm	2 mm
	616T73=GP60X45X3.2	coarse (GP)	60 cm	45 cm	3.2 mm
	616T73=GP90X60X4	coarse (GP)	90 cm	60 cm	4 mm
	616T73=NP60X43X2	no (NP)	60 cm	43 cm	2 mm
	616T73=NP90X60X3.2	no (NP)	90 cm	60 cm	3.2 mm
	616T73=NP90X60X4	no (NP)	90 cm	60 cm	4 mm

**Processing and usage examples**



Place the pre-cut ThermoLyn Pedilon into warm water at approx. 60 °C in the 759P1=220 water pan. The material becomes transparent when it reaches its moulding temperature. Remove the pre-cut material with a wood spatula and allow the water to drip off.



Moisten hand and forearm thoroughly with cold water. Place the warm ThermoLyn Pedilon over the hand and forearm.



Final product: hand positioning orthosis





## 28A23 UCAST Orthosis for Wrist, Forearm

- From clinically tested aspen wood chips and sustainable polymer
- For malposition of joints as well as fractures
- Short curing time (about 5 to 10 minutes)
- Quick forming in just 3 to 5 minutes

### Technical data

Article number	Perforation	Colour	Package contents	Quantity unit
28A23=N-M	medium (MP)	Black	10 piece(s)	Package

### Information material

646K119=EN\_INT Product Catalogue UCAST



## 28P213 UCAST Orthosis for Metacarpal

- From clinically tested aspen wood chips and sustainable polymer
- For malposition of joints as well as fractures
- Short curing time (about 5 to 10 minutes)
- Quick forming in just 3 to 5 minutes

### Technical data

Article number	Perforation	Colour	Package contents	Quantity unit
28P213=N-U	medium (MP)	Black	10 piece(s)	Package

### Information material

646K119=EN\_INT Product Catalogue UCAST



## 28P228 UCAST Orthosis for Thumb, short

- From clinically tested aspen wood chips and sustainable polymer
- For malposition of joints as well as fractures
- Short curing time (about 5 to 10 minutes)
- Quick forming in just 3 to 5 minutes

### Technical data

Article number	Perforation	Colour	Package contents	Quantity unit
28P228=N-U	medium (MP)	Black	10 piece(s)	Package

### Information material

646K119=EN\_INT Product Catalogue UCAST



## 28P229 UCAST Orthosis for Thumb, long

- From clinically tested aspen wood chips and sustainable polymer
- For malposition of joints as well as fractures
- Short curing time (about 5 to 10 minutes)
- Quick forming in just 3 to 5 minutes

### Technical data

Article number	Perforation	Colour	Package contents	Quantity unit
28P229=N-U	medium (MP)	Black	10 piece(s)	Package

### Information material

646K119=EN\_INT Product Catalogue UCAST

### Processing and usage examples UCAST



HEAT 1-2 minutes in a heating device.



MOLD the splint by gently wrapping the fabric straps around the injured area.



SET wait a few minutes for the splint to harden, and you're done. Use cooling spray 633T18 and it will harden in seconds.



### 616T3 ThermoLyn trolene

- Flexible polyethylene
- Used as a forming and parting material
- For orthotic components that require little stiffness but high flexibility
- For fabricating flaps in socket technology
- Individually cut to size, it can be used as a device for filling work
- Reusable and easy to clean due to its smooth surface
- Opaque
- Good transparency
- Low molecular weight
- Good thermoplastic formability
- High flexibility
- Temperature recommendation: processing temperature 125 °C (convection oven, infrared oven)

**Information material**

646F265=EN_INT	Thermoplastics poster
----------------	-----------------------

**Technical data**

Article number	Length	Width	Thickness	Colour
616T3=1	1,000 mm	500 mm	1 mm	Natural colour
616T3=2	1,000 mm	500 mm	2 mm	Natural colour
616T3=2000X1000X2	2000 mm	1,000 mm	2 mm	Natural colour
616T3=2000X1000X3	2000 mm	1,000 mm	3 mm	Natural colour
616T3=40X32X2	40 mm	33 mm	2 mm	Natural colour



**Practical recommendation**

- Can also be used as a dummy material, e.g. with lamination technique.



### 616T120 ThermoLyn PP-C

- Polypropylene copolymer
- Possible applications: AFOs, KAFOs, FOs, TLSOs
- Wide range of applications
- Lightweight
- Good rigidity
- High impact strength
- Low tendency to white crack
- Good thermoforming properties
- Good shaping to orthotic joints
- Good welding characteristics
- Easy to dye with Ottobock thermopapers
- Temperature recommendation: 185 °C (convection oven, infrared oven)

**Information material**

646F265=EN_INT	Thermoplastics poster
----------------	-----------------------

**Product example**



**Technical data**

Article image	Article number	Length	Width	Thickness	Colour
	616T120=2	2000 mm	1,000 mm	2 mm	Natural colour
	616T120=3	2000 mm	1,000 mm	3 mm	Natural colour
	616T120=4	2000 mm	1,000 mm	4 mm	Natural colour
	616T120=5	2000 mm	1,000 mm	5 mm	Natural colour
	616T120=6	2000 mm	1,000 mm	6 mm	Natural colour
	616T120=3-8	2000 mm	1000 mm	3 mm	Brown
	616T120=5-8	2000 mm	1000 mm	5 mm	Brown
	616T120=2-6	2000 mm	1000 mm	2 mm	White
	616T120=4-6	2000 mm	1000 mm	4 mm	White



**Practical recommendation**

- Please note that shrinkage occurs during processing.



**Information material**

646F265=EN_INT	Thermoplastics poster
----------------	-----------------------

## 616T\* ThermoLyn PP-H

- Polypropylene homopolymer
- For shape-retaining orthotic components, e.g. paralysis orthoses, dynamic AFOs and Ankle Seven
- Sheet size of 400 x 400 mm is ideal for the fabrication of prosthetic sockets
- High rigidity
- High strength
- High thermoplastic dimensional stability
- Reduced impact strength
- Easy to dye with Ottobock thermopapers
- Temperature recommendation: 185 °C (convection oven, infrared oven)



**Technical data**

Article image	Article number	Length	Width	Thickness	Colour	
	616T20=400X400X10	400 mm	400 mm	10 mm	Natural colour	
	616T20=400X400X12	400 mm	400 mm	12 mm	Natural colour	
	616T20=400X400X15	400 mm	400 mm	15 mm	Natural colour	
	616T20=2000X2	2000 mm	1,000 mm	2 mm	Natural colour	
	616T20=2000X3	2000 mm	1,000 mm	3 mm	Natural colour	
	616T20=2000X4	2000 mm	1,000 mm	4 mm	Natural colour	
	616T20=2000X5	2000 mm	1,000 mm	5 mm	Natural colour	
	616T20=2000X6	2000 mm	1,000 mm	6 mm	Natural colour	
	616T20=2000X8	2000 mm	1,000 mm	8 mm	Natural colour	
	616T20=2000X10	2000 mm	1,000 mm	10 mm	Natural colour	
	616T20=2000X12	2000 mm	1,000 mm	12 mm	Natural colour	
	616T20=2000X15	2000 mm	1,000 mm	15 mm	Natural colour	
		616T56=3	2000 mm	1,000 mm	3 mm	Brown
		616T56=4	2000 mm	1,000 mm	4 mm	Brown
		616T56=5	2000 mm	1,000 mm	5 mm	Brown
616T56=6		2000 mm	1,000 mm	6 mm	Brown	



**Practical recommendation**

- The low impact value means great care must be taken during machining in order to avoid brittle fractures (stress concentration).
- Please note that shrinkage occurs during processing.


**Information material**

646F265=EN_INT	Thermoplastics poster
----------------	-----------------------

## 616T\* ThermoLyn PE 200

- For fabricating orthoses, e.g. TLSOs
- Low molecular weight
- Good welding characteristics
- Good sanding characteristics
- Can be combined with, for example, 617S7/617S8 Plastazote®
- Easy to dye with Ottobock thermopapers
- Temperature recommendation: 165 °C (convection oven, infrared oven)


**Technical data**

Article image	Article number	Length	Width	Thickness	Colour
	616T95=2	2000 mm	1,000 mm	2 mm	Natural colour
	616T95=3	2000 mm	1,000 mm	3 mm	Natural colour
	616T95=4	2000 mm	1,000 mm	4 mm	Natural colour
	616T95=5	2000 mm	1,000 mm	5 mm	Natural colour
	616T95=6	2000 mm	1,000 mm	6 mm	Natural colour
	616T95=8	2000 mm	1,000 mm	8 mm	Natural colour
	616T95=10	2000 mm	1,000 mm	10 mm	Natural colour
	616T95=12	2000 mm	1,000 mm	12 mm	Natural colour
	616T95=1300X1000X3	1300 mm	1000 mm	3 mm	Natural colour
	616T95=1300X1000X4	1300 mm	1000 mm	4 mm	Natural colour
	616T95=130X100X8	130 cm	100 cm	8 mm	Natural colour
	616T95=130X100X10	130 cm	100 cm	10 mm	Natural colour
616T95=142X130X12	142 cm	130 cm	12 mm	Natural colour	
	616T19=3-0	2000 mm	1,000 mm	3 mm	Beige
	616T19=4-0	2000 mm	1,000 mm	4 mm	Beige
	616T19=5-0	2000 mm	1,000 mm	5 mm	Beige
	616T58=3	2000 mm	1,000 mm	3 mm	Blue
	616T58=4	2000 mm	1,000 mm	4 mm	Blue
	616T58=5	2000 mm	1,000 mm	5 mm	Blue
	616T58=6	2000 mm	1,000 mm	6 mm	Blue
	616T62=3	2,000 mm	1,000 mm	3 mm	Black
	616T62=4	2,000 mm	1,000 mm	4 mm	Black
	616T62=5	2,000 mm	1,000 mm	5 mm	Black
	616T62=6	2,000 mm	1,000 mm	6 mm	Black


**Practical recommendation**

- Please note that shrinkage occurs during processing.

Plastazote® is a registered trademark of Zotefoams.



**Information material**

646F265=EN_INT	Thermoplastics poster
----------------	-----------------------

## 616T\* ThermoLyn RCH 500

- Polyethylene
- For fabricating orthoses, e.g. KAFOs, and for seating shells
- Homogenous thermoplastic material
- Medium molecular weight
- High rigidity
- Good heating behaviour
- Good antifriction properties
- Temperature recommendation: 185 °C (convection oven, infrared oven)

**Technical data**

Article image	Article number	Length	Width	Thickness	Colour
	616T22=950X3N	950 mm	910 mm	3 mm	Natural colour
	616T22=950X4N	950 mm	910 mm	4 mm	Natural colour
	616T22=950X5N	950 mm	910 mm	5 mm	Natural colour
	616T22=950X6N	950 mm	910 mm	6 mm	Natural colour
	616T22=1910X2N	1,910 mm	910 mm	2 mm	Natural colour
	616T22=1910X3N	1,910 mm	910 mm	3 mm	Natural colour
	616T22=1910X4N	1,910 mm	910 mm	4 mm	Natural colour
	616T22=1910X5N	1,910 mm	910 mm	5 mm	Natural colour
	616T22=1910X6N	1,910 mm	910 mm	6 mm	Natural colour
	616T22=1910X8N	1,910 mm	910 mm	8 mm	Natural colour
	616T22=950X2H	950 mm	910 mm	2 mm	Beige
	616T22=950X3H	950 mm	910 mm	3 mm	Beige
	616T22=950X4H	950 mm	910 mm	4 mm	Beige
	616T22=950X5H	950 mm	910 mm	5 mm	Beige
	616T22=1910X2H	1,910 mm	910 mm	2 mm	Beige
	616T22=1910X3H	1,910 mm	910 mm	3 mm	Beige
	616T22=1910X4H	1,910 mm	910 mm	4 mm	Beige
	616T22=1910X5H	1,910 mm	910 mm	5 mm	Beige
	616T22=1910X3G	1,910 mm	910 mm	3 mm	Graffiti
	616T22=1910X4G	1,910 mm	910 mm	4 mm	Graffiti
	616T22=1910X5G	1,910 mm	910 mm	5 mm	Graffiti



**Practical recommendation**

- Please note that shrinkage occurs during processing.



## 616T16 ThermoLyn RCH 1000

- Polyethylene
- Stiffening insole for inner shoes
- High-strength material
- High molecular weight
- Extremely tough
- High abrasion resistance
- Can be reshaped in a cold state
- Temperature recommendation: 195 °C (convection oven, infrared oven)



### Information material

646F265=EN_INT	Thermoplastics poster
----------------	-----------------------

### Technical data

Article number	Length	Width	Thickness	Colour
616T16=950X3	950 mm	910 mm	3 mm	Beige
616T16=950X6	950 mm	910 mm	6 mm	Beige

### **i** Practical recommendation

- The shaping process is facilitated when vacuum-forming devices with rubber membranes are used.



## 616T183 ThermoLyn PETG clear

- Copolyester
- For all liner fittings with/without distal connection
- Used as the first layer in definitive sockets, e.g. for Harmony fittings
- For transfemoral fittings with/without liners
- Highly transparent
- Shatterproof
- High impact strength
- After transfer of the check socket, no drying of the plaster is required
- Moist plaster requires no isolation for laminating
- PETG replaces the inside sheeting
- Very smooth inner surface
- Makes donning easier and increases the service life of the liner/soft socket/sealing sleeve
- Temperature recommendation: 170 °C (convection oven), 160 °C (infrared oven)

### Information material

646T752=EN_INT	Technical information   ThermoLyn PETG clear
----------------	--

### Technical data

Article number	Length	Width	Thickness	Colour
616T183=3	400 mm	400 mm	3 mm	Clear
616T183=5	400 mm	400 mm	5 mm	Clear

### **i** Practical recommendation

- Store in a dry place, protect from moisture. Pre-dry at 55 °C in a convection oven prior to processing if necessary.
- Coat the model with 633F50 silicone grease.
- We recommend hot air for working edges.
- Please note that shrinkage occurs during processing.

### Processing and usage examples



#### Infrared oven

(e.g. 701E40=S) Preheat to 160 °C:a) For residual limbs up to 21 cm in length:Clamp 3 mm PETG in smaller 755X84=260x8 frame (diameter 260) in combination with 755T4=360 and heat 2:45 minb) For residual limbs over 21 cm in length:Clamp 5 mm PETG in 755T4=360 vacuum forming frame (diameter 360) and heat 4:10 min




#### Convection oven

(e.g. 701E7=2) Preheat to 170 °C:a) For residual limbs up to 21 cm in length:Clamp 3 mm PETG in small 755X84=260x8 frame (diameter 260) in combination with 755T4=360 and heat 12 minb) For residual limbs over 21 cm in length:Clamp 5 mm PETG in small 755T4=360 vacuum forming frame (diameter 360) and heat 13 min



Select smallest possible vacuum forming plate. We recommend using the following device:Vacuum pipe with two exchangeable 755X220 vacuum forming plates (diameter 260 mm and 360 mm) Remove the PETG sheet from the oven very quickly and immediately vacuum form with a high vacuum (if necessary, shape undercuts using a hot air gun, e.g. 756E9). Equipment:755E80 Mobile vacuum pump with tank641H13 Heat protection glove





## 616T83 ThermoLyn clear

- Copolyester
- For fabricating scar compression masks, trial orthoses and self-supporting check sockets (limited wearing time)
- Also in antibacterial (616T283)
- Transparency of the check socket facilitates precise verification of the fit and skin discolouration on the residual limb
- Good fracture resistance
- Very high impact strength
- High dimensional stability
- Can be over-laminated to secure adapters
- Temperature recommendation: 165 °C (convection oven, infrared oven)

### Information material

646D119=GB	Antibacterial SKINGUARD materials product information
646D695=EN_INT	SKINGUARD technology patient information

### Product example



### Technical data

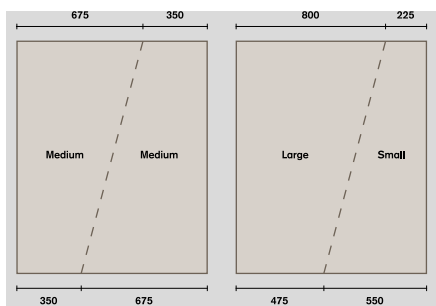
Article number	For the fabrication of	Length	Width	Thickness	Colour
616T83=8	Trial orthoses	400 mm	400 mm	8 mm	Clear
616T83=10	Self-supporting check sockets (for temporary use)	400 mm	400 mm	10 mm	Clear
616T83=12	Self-supporting check sockets (for temporary use)	400 mm	400 mm	12 mm	Clear
616T83=15	Self-supporting check sockets (for temporary use)	400 mm	400 mm	15 mm	Clear
616T83=20	Self-supporting check sockets (for temporary use)	400 mm	400 mm	20 mm	Clear
616T83=1250X1025X3	Scar compression masks	1,250 mm	1,025 mm	3 mm	Clear
616T83=1250X1025X4	Scar compression masks	1,250 mm	1,025 mm	4 mm	Clear
616T83=1250X1025X6	Trial orthoses	1,250 mm	1,025 mm	6 mm	Clear



### Practical recommendation


- Store in a dry place protected from moisture. Pre-dry at 55 °C in a convection oven prior to processing if necessary.
- We recommend hot air for working edges.
- Please note that shrinkage occurs during processing.

### Processing and usage examples



### Cutting suggestion

Cutting suggestion for 616T83 ThermoLyn clear, 6 mm (1250 x 1025 mm sheet) for a low amount of waste with trial orthoses (KAFOs)



## 616T107 ThermoLyn clear plus

- For the fabrication of self-supporting check sockets (limited duration of use)
- Very high transparency
- Very good fracture resistance
- High dimensional stability
- Can be over-laminated to secure adapters
- Clean with lukewarm water and soap
- Temperature recommendation: 160 °C /320 °F (convection oven, infrared oven)


### Technical data

Article number	Length	Width	Thickness
616T107=400X400X8	400 mm	400 mm	8 mm
616T107=400X400X10	400 mm	400 mm	10 mm
616T107=400X400X12	400 mm	400 mm	12 mm
616T107=400X400X15	400 mm	400 mm	15 mm
616T107=400X400X20	400 mm	400 mm	20 mm



### Practical recommendation

- Please note that shrinkage occurs during processing.



## 616T52 ThermoLyn rigid

- Styrene butadiene
- For fabricating self-supporting check sockets for TT, TF and HD (for temporary use)
- The proven classic material for fabricating check sockets
- Also in antibacterial (616T252)
- Transparency of the check socket facilitates precise verification of the fit and skin discolouration on the residual limb
- High rigidity
- Good fracture resistance
- High thermoplastic dimensional stability
- High resistance to the formation of stress cracks
- Extremely high impact strength
- Can be over-laminated to secure adapters
- Temperature recommendation: 160 °C (convection oven, infrared oven)

### Information material

646F265=EN_INT	Thermoplastics poster
646D119=GB	Antibacterial SKINGUARD materials product information
646D695=EN_INT	SKINGUARD technology patient information

### Product example



### Technical data

Article number	For the fabrication of	Length	Width	Thickness	Colour
616T52=8	Self-supporting check sockets (for temporary use)	400 mm	400 mm	8 mm	Clear
616T52=10	Self-supporting check sockets (for temporary use)	400 mm	400 mm	10 mm	Clear
616T52=12	Self-supporting check sockets (for temporary use)	400 mm	400 mm	12 mm	Clear
616T52=15	Self-supporting check sockets (for temporary use)	400 mm	400 mm	15 mm	Clear
616T52=15-SF	Self-supporting check sockets (for temporary use)	508 mm	508 mm	15 mm	Clear
616T52=1225X1225X8	Self-supporting check sockets (for temporary use)	1225 mm	1225 mm	8 mm	Clear



### Practical recommendation

- We recommend hot air for working edges.
- Please note that shrinkage occurs during processing.



## 616T69 ThermoLyn soft, beige

- Ethylene vinyl acetate
- For fabricating flexible prosthetic sockets, especially in upper limb prosthetics
- Also in antibacterial (616T269)
- High flexibility at the socket brims
- High surface quality
- Can be subsequently thermoformed
- Comfortable to wear
- Washable
- Temperature recommendation: 160 °C (convection oven, infrared oven)



### Information material

646F265=EN_INT	Thermoplastics poster
646D733=EN_INT	ThermoLyn product information
646D119=GB	Antibacterial SKINGUARD materials product information
646D695=EN_INT	SKINGUARD technology patient information

### Product example



### Technical data

Article number	Length	Width	Thickness	Colour
616T69=6	400 mm	400 mm	6 mm	Beige
616T69=8	400 mm	400 mm	8 mm	Beige
616T69=10	400 mm	400 mm	10 mm	Beige
616T69=12	400 mm	400 mm	12 mm	Beige



#### Practical recommendation

- We recommend using the 503F3 socket screw with Allen head in combination with the 29C3 or 29C5 setting nut.
- 633D5 double sided adhesive tape can be used to fasten the flexible definitive inner socket within the container socket.
- Please note that shrinkage occurs during processing.



## 616T690 ThermoLyn soft, black

- PE-C
- Suitable for fabricating flexible inner prosthetic sockets in lower limb prosthetics
- High flexibility
- Low density for especially low weight
- High tensile strength
- Odour-neutral
- High surface quality
- Can be subsequently thermoformed
- Comfortable to wear
- Washable
- Temperature recommendation: 130 °C (convection oven, infrared oven)

### Information material

646F265=EN_INT	Thermoplastics poster
646D733=EN_INT	ThermoLyn product information

### Product example



### Technical data

Article number	Length	Width	Thickness	Colour
616T690=400X8	400 mm	400 mm	8 mm	Black
616T690=400X10	400 mm	400 mm	10 mm	Black
616T690=400X12	400 mm	400 mm	12 mm	Black
616T690=400X15	400 mm	400 mm	15 mm	Black
616T690=1225X8	1,225 mm	1,225 mm	8 mm	Black
616T690=1225X10	1,225 mm	1,225 mm	10 mm	Black
616T690=1225X12	1,225 mm	1,225 mm	12 mm	Black
616T690=1225X15	1,225 mm	1,225 mm	15 mm	Black

### **i** Practical recommendation

- Please note that shrinkage occurs during processing.



## 616T53 ThermoLyn soft, colourless

- Ethylene vinyl acetate
- Suitable for fabricating flexible inner prosthetic sockets in lower limb prosthetics
- Also in antibacterial (616T253)
- High flexibility
- High surface quality
- Can be subsequently thermoformed
- Comfortable to wear
- Washable
- Temperature recommendation: 160 °C (convection oven, infrared oven)



### Information material

646D733=EN_INT	ThermoLyn product information
646D119=GB	Antibacterial SKINGUARD materials product information
646D695=EN_INT	SKINGUARD technology patient information

### Product example



### Technical data

Article number	Length	Width	Thickness	Colour
616T53=8	400 mm	400 mm	8 mm	Clear
616T53=10	400 mm	400 mm	10 mm	Clear
616T53=12	400 mm	400 mm	12 mm	Clear
616T53=15	400 mm	400 mm	15 mm	Clear
616T53=1225X8	1,225 mm	1,225 mm	8 mm	Clear
616T53=1225X12	1,225 mm	1,225 mm	12 mm	Clear
616T53=1225X15	1,225 mm	1,225 mm	15 mm	Clear

### **i** Practical recommendation

- 633D5 double-sided adhesive tape can be used to fasten the flexible definitive inner socket within the container socket.
- Es ist zu beachten, dass beim Verarbeitungsprozess Schrumpfung auftritt.



## 616T59 ThermoLyn supra soft

- Ethylene vinyl acetate
- For fabricating highly flexible soft-walled inner sockets for the thigh
- Very high flexibility
- For more comfortable socket brims
- High surface quality
- Comfortable to wear
- Washable
- Temperature recommendation: 155 °C (convection oven, infrared oven)



### Information material

646F265=EN_INT	Thermoplastics poster
646D733=EN_INT	ThermoLyn product information

### Product example




### Technical data

Article number	Length	Width	Thickness	Colour
616T59=10	400 mm	400 mm	10 mm	Clear
616T59=12	400 mm	400 mm	12 mm	Clear
616T59=15	400 mm	400 mm	15 mm	Clear

### **i** Practical recommendation

- 633D5 double-sided adhesive tape can be used to fasten the flexible definitive inner socket within the container socket.
- Please note that shrinkage occurs during processing.



## 616T111 ThermoLyn supra soft plus silicone

- Ethylene vinyl acetate with silicone
- For fabricating highly flexible soft-walled inner sockets for the thigh
- Very high flexibility
- For more comfortable socket brims
- High surface quality
- Comfortable to wear
- Easy to sand
- Washable
- Temperature recommendation: 150 °C (convection oven, infrared oven)

### Technical data

Article number	Length	Width	Thickness	Colour
616T111=9	400 mm	400 mm	9 mm	Clear
616T111=12	400 mm	400 mm	12 mm	Clear
616T111=800X800X12	800 mm	800 mm	12 mm	Clear

### **i** Practical recommendation

- Please note that shrinkage occurs during processing.

### Information material

646F265=EN_INT	Thermoplastics poster
646D733=EN_INT	ThermoLyn product information

### Product example





## 616T\* ThermoLyn supra flexible

- Ethylene vinyl acetate
- Insoles
- Flexible diagnostic and definitive sockets for foot prostheses
- Flexible diagnostic and definitive sockets for lower and upper limb prostheses
- Waterproof splints and crutches
- Flaps and fasteners for orthoses
- Flexible socket brim design for orthoses
- Permanently elastic
- Shape-retentive
- High friction
- More comfortable socket edge design
- Comfortable to wear
- Large choice of colours
- Washable
- Subsequent welding possible
- Can be bonded to itself when heated
- Temperature recommendation: 80–100 °C (infrared oven ), 100–120 °C (convection oven)

### Information material

646F265=EN_INT	Thermoplastics poster
646D733=EN_INT	ThermoLyn product information
646T753=EN	Technical information   ThermoLyn supra flexible



### Product example



### Technical data

Article image	Article number	Length	Width	Thickness	Colour
	616T112=400X400X6	400 mm	400 mm	6 mm	Beige
	616T112=400X400X9	400 mm	400 mm	9 mm	Beige
	616T112=400X400X12	400 mm	400 mm	12 mm	Beige
	616T112=400X400X15	400 mm	400 mm	15 mm	Beige
	616T112=2-0	1,170 mm	860 mm	2 mm	Beige
	616T112=3-0	1,170 mm	860 mm	3 mm	Beige
	616T112=4-0	1,137 mm	880 mm	4 mm	Beige
	616T112=5-0	1,137 mm	880 mm	5 mm	Beige
	616T113=3-0	5,850 mm	860 mm	3 mm	Beige
	616T113=4-0	5,685 mm	880 mm	4 mm	Beige
	616T112=2-2	1,170 mm	860 mm	2 mm	Red
	616T112=4-2	1,137 mm	880 mm	4 mm	Red
	616T112=2-2.4	1,170 mm	860 mm	2 mm	Bright red translucent
	616T112=4-2.4	1,137 mm	880 mm	4 mm	Bright red translucent
	616T112=2-2.5	1,170 mm	860 mm	2 mm	Burgundy
	616T112=4-2.5	1,137 mm	880 mm	4 mm	Burgundy
	616T112=2-3	1,170 mm	860 mm	2 mm	Green
	616T112=4-3	1,137 mm	880 mm	4 mm	Green
	616T112=2-3.4	1,170 mm	860 mm	2 mm	Neon green
	616T112=4-3.4	1,137 mm	880 mm	4 mm	Neon green
	616T112=2-4.1	1,170 mm	860 mm	2 mm	Neon yellow
	616T112=4-4.1	1,137 mm	880 mm	4 mm	Neon yellow

Article image	Article number	Length	Width	Thickness	Colour
	616T112=2-5	1,170 mm	860 mm	2 mm	Blue
	616T112=4-5	1,137 mm	880 mm	4 mm	Blue
	616T112=2-5.3	1,170 mm	860 mm	2 mm	Light blue
	616T112=4-5.3	1,137 mm	880 mm	4 mm	Light blue
	616T112=2-5.5	1,170 mm	860 mm	2 mm	Dark blue translucent
	616T112=4-5.5	1,137 mm	880 mm	4 mm	Dark blue translucent
	616T112=2-6	1,170 mm	860 mm	2 mm	White
	616T112=4-6	1,137 mm	880 mm	4 mm	White
	616T112=40X40X5-7	400 mm	400 mm	5 mm	Black
	616T112=2-7	1,170 mm	860 mm	2 mm	Black
	616T112=4-7	1,137 mm	880 mm	4 mm	Black
	616T112=5-7	1,137 mm	880 mm	5 mm	Black
	616T113=4-7	5,685 mm	880 mm	4 mm	Black
	616T113=5-7	5,685 mm	880 mm	5 mm	Black
	616T112=2-12.1	1,170 mm	860 mm	2 mm	Neon pink
	616T112=4-12.1	1,137 mm	880 mm	4 mm	Neon pink
	616T112=2-16	1,170 mm	860 mm	2 mm	Silver
	616T112=4-16	1,137 mm	880 mm	4 mm	Silver
	616T112=2-17	1,170 mm	860 mm	2 mm	Gold
	616T112=4-17	1,137 mm	880 mm	4 mm	Gold
	616T112=2-99	1,000 mm	1000 mm	2 mm	Transparent
	616T112=3-99	1,000 mm	1,000 mm	3 mm	Transparent
	616T112=4-99	1,000 mm	1,000 mm	4 mm	Transparent
	616T113=1.5-99	5,000 mm	1,000 mm	1.5 mm	Transparent
	616T113=2-99	5,000 mm	1,000 mm	2 mm	Transparent
	616T113=3-99	5,000 mm	1,000 mm	3 mm	Transparent
	616T113=4-99	5,000 mm	1,000 mm	4 mm	Transparent
616T113=5-99	5,000 mm	1000 mm	5 mm	Transparent	


- i Practical recommendation**
- Plaster model: smooth.
  - Do not isolate the plaster model (e.g. with silicone grease).
  - Short transport distances from oven to model.
  - Do not use talcum powder.
  - Use clean and smooth Teflon foil as underlay when heating in oven.
  - When lamination discs, reinforcement strips etc. are subsequently welded to the model, keep model in vacuum conditions to ensure dimensional stability.
  - Avoid air pockets when welding the material.
  - Please note that shrinkage occurs during processing.





## 616G26 Polyester knit fabric

- For reinforcing Orthocryl soft resins, silicones and flexible thermoplastics
- Stretchable in one direction
- Stable in one direction
- High resistance to tearing



### Technical data

Article number	Length	Width
616G26=150-1	1,100 mm	1,500 mm



## 616F26 Silicone film

- Processing aid for TP.C
- Generation of a prevacuum between an upper and lower film
- For fixing during heating and forming
- As separating film for the controlled partial welding of thermoplastics
- Thermally stable
- Limited elasticity
- Processing temperature: max. 240 °C

### Technical data

Article number	Length	Width	Thickness	Colour
616F26=5000X1200	5,000 mm	1,200 mm	0.5 mm	Red-brown



## 633D5 Double-sided adhesive tape

- For inner socket – outer frame connection, for example
- Not suitable for reinforcement materials
- Base material: PE sheeting
- Double-sided acrylic adhesive material
- Transparent (covered with red separating film)
- Good frame fixation (no hook-and-loop closure required)
- High adhesive strength on various materials, such as plastics
- Good temperature resistance



### Technical data

Article number	Length	Width	Colour	Order unit
633D5=19	50 m	19 mm	Transparent	Roll
633D5=50	50 m	50 mm	Transparent	Roll

### Processing and usage examples



Clean the surfaces that are to be bonded (here the inner socket and the frame) with 634A58 isopropyl alcohol. Cut 633D5 doubled-sided adhesive tape to the required length.



Position precut adhesive tape in the corresponding locations and press into place.



Join and position the frame and inner socket. Compress the inner socket and remove the red protective film from the double-sided adhesive tape. Firmly press the two components together at the locations being bonded.



## 85F1 Plaster parting agent

- For isolating plaster from plaster
- For isolating plaster from thermoplastics



### Technical data

Article number	Net contents
85F1	1 l

### Processing and usage examples



Immerse stockinette directly in 85F1 plaster parting agent and allow to soak, or fill plaster parting agent into a 642B2 measuring cup and immerse stockinette.



Take the stockinette impregnated with plaster parting agent out of the bottle or measuring cup and pull it directly over the model.



Immediately before vacuum forming, impregnate the stockinette with plaster parting agent again and rub it in.



## 99B25 Nylon stockinette

- For plaster casting, e.g. for KAFOs
- Suitable as filter tube for vacuum forming
- Polyamide

### Technical data

Article number	Length	Order unit	Package contents
99B25	Approx. 50 cm	Package	10 piece(s)



#### Practical recommendation

- Can be individually shortened and welded.

### Processing and usage examples



Pre-tension the 99B25 nylon stockinette, twist it and then secure it with combination pliers. Using a pair of scissors, cut off the end of the seam.



Using the flame of a cigarette lighter, weld the cut surface and then immediately smoothen the weld seam.



With the welded seam turned inwards, pull the sock over the model.



## 81A1 Nylon stockinette

- For plaster casting, e.g. for KAFOs
- Suitable as a filter and final layer for laminating
- For reinforcing Pastasil
- For vacuum technique with Chlorosil
- Polyamide
- Especially elastic
- Not pre-impregnated



### Technical data

Article number	Length	Width	Weight
81A1=8	101.5 m	8 cm	1 kg
81A1=10	84.6 m	10 cm	1 kg
81A1=12	67.8 m	12 cm	1 kg
81A1=15	52.5 m	15 cm	1 kg
81A1=20	48 m	20 cm	1 kg

**i Practical recommendation**  
 • Individually adaptable and weldable.

### Processing and usage examples



#### Application example – vacuum forming in orthotics

Pull 81A1 nylon stockinette over the plaster model, cut to length so it is twice the size of the model, twist off and fold back again.



#### Application example – vacuum forming in prosthetics

Pre-tension the 81A1 nylon stockinette, twist it and then secure it with combination pliers. Using a pair of scissors, cut off the end of the seam. Using the flame of a cigarette lighter, weld the cut surface and then immediately smoothen the weld seam.



With the welded seam turned inwards, pull the sock over the model.



## 616T112=1.5-99 Transpad

- For fabricating flaps in silicone technology
- For fixing systems of orthoses and masks
- Flexible

### Technical data

Article number	Length	Width	Thickness	Colour
616T112=1.5-99	1000 mm	1000 mm	1.5 mm	Transparent



## 633F50 Silicone grease

- Ideal lubricating layer during vacuum forming on all plaster models (also possible without sock)
- Simplifies the fabrication of consistent wall thicknesses
- Thixotrope
- Air permeable
- Not hardening

### Technical data

Article number	Net contents
633F50=1	1 kg

### Processing and usage examples



Remove a quantity of 633F50 silicone grease that is sufficient for the model and apply a thin, even layer to the model.



## 519L5 Silicone parting agent

- For parting, gliding and lubricating
- Protects rubber, plastics and elastomers from becoming brittle
- Compact and solvent-free
- CFC-free



### Technical data

Article number	Net contents
519L5	0.4 l



## 646F265 Thermoplastics poster







# Lamination technology.

From traditional stockinette to modern carbon and fibreglass materials for lamination to proven and innovative lamination resins, we offer everything from a single source.

Reinforcement materials such as fibre composites are of special interest, since considerable weight reductions can be realised through their use with simultaneous high strength and stiffness.

Ottobock lamination resins were developed especially for the lamination technique and, in combination with our proven reinforcement materials, facilitate treatments of the highest quality in prosthetics and orthotics. Lamination resins feature high strength with low weight and dimensional stability with low wall thickness. Acrylic, epoxy and vinyl ester resins are particularly well suited for use in orthopaedic technology. Orthocryl acrylic resins are easy to mix, only require a short setting time and can be processed quickly. Orthopox epoxy resins on the other hand have to be mixed exactly and ensure the best bond with reinforcement materials. As a complement to our Orthopox liquid resin, the Ottobock resin film simplifies the lamination process and facilitates a more efficient flow of work, since the required component characteristics are guaranteed thanks to a precise and adjustable resin content. Orthovinyl vinyl ester resins bond to carbon fibres more effectively than an acrylic resin due to the structure. This achieves a high degree of stiffness at a low laminate wall thickness, which falls between that of an acrylic resin and that of an epoxy resin. Orthovinyl can also be processed as quickly and easily as an acrylic resin.



## 81A1 Nylon stockinette

- For plaster casting, e.g. for KAFOs
- Suitable as a filter and final layer for laminating
- For reinforcing Pastasil
- For vacuum technique with Chlorosil
- Polyamide
- Especially elastic
- Not pre-impregnated



### Technical data

Article number	Length	Width	Weight
81A1=8	101.5 m	8 cm	1 kg
81A1=10	84.6 m	10 cm	1 kg
81A1=12	67.8 m	12 cm	1 kg
81A1=15	52.5 m	15 cm	1 kg
81A1=20	48 m	20 cm	1 kg

- i Practical recommendation**  
 • Individually adaptable and weldable.

### Processing and usage examples



#### Application example – vacuum forming in orthotics

Pull 81A1 nylon stockinette over the plaster model, cut to length so it is twice the size of the model, twist off and fold back again.



#### Application example – vacuum forming in prosthetics

Pre-tension the 81A1 nylon stockinette, twist it and then secure it with combination pliers. Using a pair of scissors, cut off the end of the seam. Using the flame of a cigarette lighter, weld the cut surface and then immediately smoothen the weld seam.




With the welded seam turned inwards, pull the sock over the model.





## 623T3 Perlon® stockinette, white

- For fabricating laminates
- Knitted fabric
- Finely meshed
- Good stretching properties
- Good shaping
- Smooth surface after laminating
- Suitable for surfaces



### Information material

646A174=GB	Prepreg technology product information
------------	--

### Technical data

Article number	Length	Width	Weight
623T3=4	45.4 m	4 cm	0.5 kg
623T3=6	27.7 m	6 cm	0.5 kg
623T3=8	20.8 m	8 cm	0.5 kg
623T3=10	37 m	10 cm	1 kg
623T3=12	33.3 m	12 cm	1 kg
623T3=15	27 m	15 cm	1 kg
623T3=20	20 m	20 cm	1 kg
623T3=25	13.5 m	25 cm	1 kg
623T3=30	11.1 m	30 cm	1 kg
623T3=35	10.2 m	35 cm	1 kg
623T3=40	8.8 m	40 cm	1 kg

Perlon® is a registered trademark of Perlon-Monofil GmbH.



## 623T5 Perlon® elastic stockinette, white

- For fabricating laminates
- The proven classic material
- Knitted fabric
- Finely meshed
- Extremely high elasticity for circumference differences, e.g. KAFO
- Good shaping
- Smooth surface after laminating
- Suitable for surfaces

### Technical data


Article number	Length	Width	Weight
623T5=6	33.3 m	6 cm	0.5 kg
623T5=8	26.3 m	8 cm	0.5 kg
623T5=10	21.7 m	10 cm	0.5 kg
623T5=12	37 m	12 cm	1 kg
623T5=15	27 m	15 cm	1 kg
623T5=20	20 m	20 cm	1 kg
623T5=25	16.4 m	25 cm	1 kg
623T5=30	13.1 m	30 cm	1 kg

Perlon® is a registered trademark of Perlon-Monofil GmbH.



## 623T10 Nylon frizz stockinette, white

- For fabricating laminates
- For reinforcing soft sockets
- Knitted fabric
- Finely meshed
- Good stretching properties
- Greater build-up
- Suitable for surfaces



### Technical data

Article number	Length	Width	Weight
623T10=6	48 m	6 cm	0.5 kg
623T10=9	38.5 m	9 cm	0.5 kg
623T10=12	20.8 m	12 cm	0.5 kg
623T10=15	16 m	15 cm	0.5 kg
623T10=20	12 m	20 cm	0.5 kg



## 623T8 Nylon frizz stockinette, beige

- For fabricating laminates
- For reinforcing soft sockets
- For a natural look, e.g. as the final layer in laminate
- Knitted fabric
- Finely meshed
- Good stretching properties
- Greater build-up
- Suitable for surfaces



### Technical data

Article number	Length	Width	Weight
623T8=6	48.5 m	6 cm	0.5 kg
623T8=9	35.7 m	9 cm	0.5 kg
623T8=10	52.9 m	10 cm	1 kg
623T8=12	38.5 m	12 cm	1 kg
623T8=15	33 m	15 cm	1 kg



## 623T13 Elastic stockinette, white (filtering bag)

- Especially well suited for viscous resins
- For silicone lamination
- 100% polyamide
- Knitted fabric
- Finely meshed
- High strength
- Low tendency to wrinkle
- Suitable for surfaces



### Technical data

Article number	Length	Width	Weight
623T13=6	50 m	6 cm	0.5 kg
623T13=8	85 m	8 cm	1 kg
623T13=10	77 m	10 cm	1 kg
623T13=12	64 m	12 cm	1 kg
623T13=15	43.5 m	15 cm	1 kg



## 623T4 Polyester stockinette, white

- For fabricating laminates
- Knitted fabric
- Finely meshed
- High strength
- Good stretching properties
- Low tendency to wrinkle
- Suitable for surfaces



### Technical data

Article number	Length	Width	Weight
623T4=8	41 m	8 cm	0.5 kg
623T4=10	36 m	10 cm	1 kg
623T4=12	33 m	12 cm	1 kg
623T4=15	26 m	15 cm	1 kg
623T4=20	20 m	20 cm	1 kg
623T4=25	13 m	25 cm	1 kg
623T4=30	15 m	30 cm	1 kg



## 623T9 Nylglas stockinette, white

- For fabricating laminates
- Blend of polyamide (35%) and fibreglass (65%)
- Knitted fabric
- Finely meshed
- High strength
- Low resin absorption combined with high stability



### Technical data

Article number	Length	Width	Weight
623T9=6	31.2 m	6 cm	0.5 kg
623T9=8	35.7 m	8 cm	1 kg
623T9=10	32.2 m	10 cm	1 kg
623T9=12	26.3 m	12 cm	1 kg
623T9=15	23.8 m	15 cm	1 kg
623T9=20	18 m	20 cm	1 kg
623T9=25	15.2 m	25 cm	1 kg
623T9=30	11.6 m	30 cm	1 kg



## 623T11 Nylglas frizz stockinette, white

- For fabricating laminates
- Blend of polyamide (35%) and fibreglass (65%)
- Knitted fabric
- Finely meshed
- Extremely high elasticity for circumference differences, e.g. KAFO
- Greater build-up



### Technical data

Article number	Length	Width	Weight
623T11=7	41.6 m	7 cm	1 kg
623T11=9	35.7 m	9 cm	1 kg
623T11=12	27 m	12 cm	1 kg
623T11=15	21.3 m	15 cm	1 kg
623T11=20	14.3 m	20 cm	1 kg



## 616G3 Fibreglass stockinette

- For fabricating thin-walled laminates
- 100% glass fibre yarn
- Knitted fabric
- Wide-meshed
- Highly elastic



### Technical data

Article number	Length	Width	Weight
616G3=6	28.5 m	6 cm	1 kg
616G3=8	17.2 m	8 cm	1 kg
616G3=10	15.6 m	10 cm	1 kg
616G3=12	12.5 m	12 cm	1 kg
616G3=15	9.3 m	15 cm	1 kg
616G3=20	7.2 m	20 cm	1 kg
616G3=25	5.2 m	25 cm	1 kg
616G3=30	4.8 m	30 cm	1 kg



## 646M39 Sample set of carbon profile bars

- 3 carbon profile bars (0°, 45° und 90°)
- The mechanical properties of the carbon fabric are dependent on the direction in which a force is applied. Under tensile load in the warp or weft direction, woven fabrics stretch only slightly. But if the tensile load is applied diagonally, e.g. at an angle under 45°, woven carbon fabrics are highly stretchable. The direction of the fibres should be adjusted according to the load.

### Technical data

Article number
646M39

### Information material

646A174=GB	Prepreg technology product information
------------	--



## 699B1 Fibreglass roving

- For reinforcement in lamination work
- Unidirectional
- High strength and stiffness in the longitudinal direction of the fibres



### Technical data

Article number	Length	Weight
699B1	200 m	0.5 kg

### Practical recommendation

- Suitable for the fixation of components such as adapters in the laminate, e.g. by sewing.



## 616H20 Carbon UD stockinette

- For axial reinforcement (bending forces) of thin-walled, high-strength laminates
- Designed especially for use with acrylic resins (e.g. 617H55 C-Orthocryl)
- The elastic weft thread allows the carbon threads to maintain their 0° orientation, regardless of the diameter
- No elaborate cutting or forming work is necessary with formed models
- The elastic weft thread facilitates forming the stockinette to the model and saves valuable working time
- Not suitable for surfaces



### Product example



### Technical data

Article number	Length	Width
616H20=20X5	5 m	20 mm
616H20=40X5	5 m	40 mm
616H20=70X5	5 m	70 mm
616H20=100X5	5 m	100 mm
616H20=150X5	5 m	150 mm

### Practical recommendation

- If the laminate is to have radial strength (torsional forces), additional reinforcement materials are required. In this case we recommend using our 616G15 woven carbon fibre stockinette.




## 616G13 Woven fibreglass stockinette

- For fabricating thin-walled laminates
- Braid
- High torsional strength in laminates
- Torsion can be influenced by different circumferences (ideal angle: 45°)
- Good draping characteristics



### Technical data

Article number	Length	Width	Weight
616G13=6	12.5 m	6 cm	1 kg
616G13=8	8 m	8 cm	1 kg
616G13=10	7 m	10 cm	1 kg



## 616G14 Woven carbon fibreglass stockinette

- For fabricating thin-walled laminates
- Braid
- Combines the properties of carbon and glass fibres
- Increased torsional strength in laminates
- Torsion can be influenced by different circumferences (ideal angle: 45°)



### Technical data

Article number	Length	Width	Weight
616G14=8	11 m	8 cm	1 kg
616G14=10	10 m	10 cm	1 kg



## 616G15 Woven carbon fibre stockinette

- For fabricating rigid lamination resin side struts, clasps and connectors
- For fabricating thin-walled, high-strength laminates
- Braid
- Very high torsional strength in laminates
- Torsion can be influenced by different circumferences (ideal angle: 45°)



### Technical data

Article number	Length	Width
616G15=20X5	5 m	20 mm
616G15=20X10	10 m	20 mm
616G15=20X25	25 m	20 mm
616G15=20X50	50 m	20 mm
616G15=50X5	5 m	50 mm
616G15=50X10	10 m	50 mm
616G15=50X25	25 m	50 mm
616G15=50X50	50 m	50 mm
616G15=80X5	5 m	80 mm
616G15=80X10	10 m	80 mm
616G15=80X25	25 m	80 mm
616G15=80X50	50 m	80 mm
616G15=120X5	5 m	120 mm
616G15=120X10	10 m	120 mm
616G15=120X25	25 m	120 mm
616G15=120X50	50 m	120 mm



### Practical recommendation

- Facilitates excellent sandwich properties in conjunction with 17Y106 PVC profile as the core material, especially in prosthetics.



## 616G4 Fibreglass mat (Biegelow mat)

- For partial laminate reinforcements
- Good absorption of all Ottobock lamination resins
- Good draping characteristics



### Technical data

Article number	Width	Weight per unit area	Weave type
616G4	950 mm	700 g/m <sup>2</sup>	Randomly oriented fibre




## 616G18 Fibreglass cloth

- For partial laminate reinforcements
- Good absorption of all Ottobock lamination resins
- High strength
- Good draping characteristics




### Technical data

Article number	Length	Width	Weight per unit area	Weave type
616G18=1	1 m	1,000 mm	280 g/m <sup>2</sup>	Twill 2/2
616G18=2	2 m	1,000 mm	280 g/m <sup>2</sup>	Twill 2/2
616G18=5	5 m	1,000 mm	280 g/m <sup>2</sup>	Twill 2/2
616G18=10	10 m	1,000 mm	280 g/m <sup>2</sup>	Twill 2/2




## 616G12 Woven carbon fibre

- For partial high-strength laminate reinforcements
- Processability including the woven edge is advantageous (edges are not sewn), because masking is not necessary
- Good absorption of all Ottobock lamination resins
- Good draping characteristics




### Technical data

Article number	Length	Width	Weight per unit area	Weave type
616G12=50X1	1 m	50 mm	245 g/m <sup>2</sup>	Twill 2/2
616G12=50X5	5 m	50 mm	245 g/m <sup>2</sup>	Twill 2/2
616G12=50X10	10 m	50 mm	245 g/m <sup>2</sup>	Twill 2/2
616G12=100X1	1 m	100 mm	245 g/m <sup>2</sup>	Twill 2/2
616G12=100X5	5 m	100 mm	245 g/m <sup>2</sup>	Twill 2/2
616G12=100X10	10 m	100 mm	245 g/m <sup>2</sup>	Twill 2/2
616G12=300X1	1 m	300 mm	245 g/m <sup>2</sup>	Twill 2/2
616G12=300X5	5 m	300 mm	245 g/m <sup>2</sup>	Twill 2/2
616G12=300X10	10 m	300 mm	245 g/m <sup>2</sup>	Twill 2/2



## 616G12 Woven carbon fibre

- For partial high-strength laminate reinforcements
- Good absorption of all Ottobock lamination resins
- Good draping characteristics



### Technical data

Article number	Length	Width	Weight per unit area	Weave type
616G12=1	1 m	1200 mm	200 g/m <sup>2</sup>	Twill 2/2
616G12=2	2 m	1200 mm	200 g/m <sup>2</sup>	Twill 2/2
616G12=5	5 m	1200 mm	200 g/m <sup>2</sup>	Twill 2/2
616G12=10	10 m	1200 mm	200 g/m <sup>2</sup>	Twill 2/2
616G12=20	20 m	1200 mm	200 g/m <sup>2</sup>	Twill 2/2
616G12=30	30 m	1200 mm	200 g/m <sup>2</sup>	Twill 2/2

### Information material

647G51	Verarbeitungshinweise   616G12 Carbonfaser-Gewebe
--------	---





## 699B2 Woven fibreglass tape

- For partial bidirectional laminate reinforcements (stays)
- Good absorption of all Ottobock lamination resins
- High strength
- Good draping characteristics
- Not suitable for surfaces




### Technical data

Article number	Length	Width	Weight per unit area	Weave type
699B2	25 m	20 mm	850 g/m <sup>2</sup>	Plain weave



## 616H11 Woven carbon-fibreglass tape

- For partial high-strength, unidirectional laminate reinforcements
- Combines the properties of carbon fibres in longitudinal direction and glass fibres in transverse direction
- Easy to shape thanks to glass weft thread
- Good draping characteristics
- Not suitable for surfaces



### Technical data

Article number	Length	Width	Weight per unit area	Weave type
616H11=25X5	5 m	25 mm	410 g/m <sup>2</sup>	Plain weave
616H11=25X10	10 m	25 mm	410 g/m <sup>2</sup>	Plain weave
616H11=25X20	20 m	25 mm	410 g/m <sup>2</sup>	Plain weave
616H11=25X50	50 m	25 mm	410 g/m <sup>2</sup>	Plain weave
616H11=50X5	5 m	50 mm	410 g/m <sup>2</sup>	Plain weave
616H11=50X10	10 m	50 mm	410 g/m <sup>2</sup>	Plain weave
616H11=50X20	20 m	50 mm	410 g/m <sup>2</sup>	Plain weave
616H11=50X50	50 m	50 mm	410 g/m <sup>2</sup>	Plain weave



## 616H10 Woven carbon fibre tape

- For partial high-strength, unidirectional laminate reinforcements
- Large selection of different widths
- Good absorption of all Ottobock lamination resins
- Not suitable for surfaces



### Technical data

Article number	Length	Width	Weight per unit area	Weave type
616H10=19X5	2 m	19 mm	390 g/m <sup>2</sup>	Plain weave
616H10=19X10	10 m	19 mm	390 g/m <sup>2</sup>	Plain weave
616H10=19X20	20 m	19 mm	390 g/m <sup>2</sup>	Plain weave
616H10=19X50	50 m	19 mm	390 g/m <sup>2</sup>	Plain weave
616H10=25X5	5 m	25 mm	390 g/m <sup>2</sup>	Plain weave
616H10=25X10	10 m	25 mm	390 g/m <sup>2</sup>	Plain weave
616H10=25X20	20 m	25 mm	390 g/m <sup>2</sup>	Plain weave
616H10=25X50	50 m	25 mm	390 g/m <sup>2</sup>	Plain weave
616H10=50X5	5 m	50 mm	390 g/m <sup>2</sup>	Plain weave
616H10=50X10	10 m	50 mm	390 g/m <sup>2</sup>	Plain weave
616H10=50X20	20 m	50 mm	390 g/m <sup>2</sup>	Plain weave
616H10=50X50	50 m	50 mm	390 g/m <sup>2</sup>	Plain weave
616H10=75X5	5 m	75 mm	390 g/m <sup>2</sup>	Plain weave
616H10=75X10	10 m	75 mm	390 g/m <sup>2</sup>	Plain weave
616H10=75X20	20 m	75 mm	390 g/m <sup>2</sup>	Plain weave
616H10=75X50	50 m	75 mm	390 g/m <sup>2</sup>	Plain weave
616H10=100X5	5 m	100 mm	390 g/m <sup>2</sup>	Plain weave
616H10=100X10	10 m	100 mm	390 g/m <sup>2</sup>	Plain weave
616H10=100X20	20 m	100 mm	390 g/m <sup>2</sup>	Plain weave
616H10=100X50	50 m	100 mm	390 g/m <sup>2</sup>	Plain weave



## 17Y106 PVC profile bars

- As profile material in carbon fibre technique, especially in orthotics and for frame sockets in prosthetics
- Lightweight
- Easy to work with
- Thermoformable at 80 °C

### Technical data

Article number	Length	Width	Quantity unit
17Y106=500X16	500 mm	16 mm	Piece
17Y106=500X20	500 mm	20 mm	Piece
17Y106=1000X16	1,000 mm	16 mm	Piece
17Y106=1000X20	1,000 mm	20 mm	Piece



## 5Z14 Reinforcement kit

- For frame and container sockets, e.g. for ISNY, M.A.S.<sup>®</sup>, knee disarticulation and longitudinal-oval sockets
- For distal residual limb cap: 4 diamonds of bidirectional woven carbon fibre
- For frame construction: 2 T-shaped carbon fibre tape (3 layers) with reinforcing seams
- For medial socket brim: 2 triangles of bidirectional woven carbon fibre
- For axial frame reinforcement: 1 profile bar, 1 woven carbon fibre stockinette
- For radial frame reinforcement: 1 profile bar, 1 woven carbon fibre stockinette

### Technical data

Article number	Weight
5Z14	0.466 kg

M.A.S.<sup>®</sup> is a registered trademark of Marlo Ortiz.

**Information material**

646D1465=EN_INT	5Z15 Anchor preform product brief
-----------------	-----------------------------------

## 5Z15 Anchor preform

- For reinforcement of the socket adapter Can be combined with 4R41, 4R42, 4R42=1, 4R43, 4R63, 4R89, 4R111, 4R111=T, 4R111=N, 4R116, 4R116=T, 4R117, 4R117=T, 4R119=NT, 4R119=T, 4R119, 4R119=N, 4WR95=1, 4WR95=2
- Quick, clean and easy reinforcement
- Preform with optimal fibre orientation in the direction of force
- Load-bearing fibre strands stay in place
- Saves time during the reinforcement process
- Very low material waste
- Good draping characteristics
- Simplified quantity control in comparison to rolled goods
- Good absorption of Ottobock lamination resins
- Can be combined with all Ottobock reinforcement materials

**Technical data**

Article number	Order unit	Package contents
5Z15	Package	2 x anchor preform

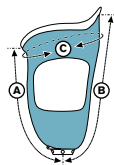
- Please note that the 5R2, 5R2=C, 4R63, 4R68 and 4R100 socket adapters may not be used with the 5Z15 anchor preform.

**Information material**

646D1410=EN_INT	5Z16/5Z17 Frame/container preform product brief
-----------------	---

## 5Z16 Frame preform

- For use in socket fabrication
- Can be combined with 4R41, 4R42, 4R42=1, 4R43, 4R89, 4R111, 4R111=T, 4R111=N, 4R116, 4R116=T, 4R117, 4R117=T, 4R119=NT, 4R119=T, 4R119, 4R119=N, 4WR95=1, 4WR95=2
- Tested for users up to 150 kg
- Clean and easy processing
- Pre-determined layer structure
- Simplified fabrication and less time to fabricate a socket
- Minimises waste of expensive reinforcement materials
- Simplified quantity control in comparison to rolled and sheet goods

**Technical data**

Article number	Dimension A	Dimension B	Dimension C	Package contents	Quantity unit
5Z16=280X700X150	280 mm	370 mm	700 mm	Three preforms for fabricating a prosthetic socket	Set
5Z16=350X700X150	350 mm	500 mm	700 mm	Three preforms for fabricating a prosthetic socket	Set

- Apply the M/L section with the short side oriented medially. Round the edges when shortening to the correct length.
- Wrap around the radial section: position the reinforcement triangle medially in the perineum with the point towards the end of the residual limb. The radial section can be used for left-hand (carbon on the outside) and right-hand (carbon on the inside) sockets. Perform the first casting with the M/L section and the radial section.
- Attach the anchor and position the faces of the star so they are centred over the anchor arms. Perform the second casting with the anchor and star.

**i** **Practical recommendation**

- Use 636K40 spray adhesive for easy handling and fast adhesion to the plaster model.
- When positioning the star, pull the rounded corners laterally in the medial direction so they lie horizontally against the residual limb model.
- Trim the ends of the M/L section and the radial section using sharp scissors so they fit onto the residual limb model.



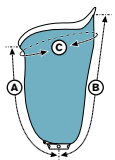
**Information material**

646D1410=EN_INT	5Z16/5Z17 Frame/container preform product brief
-----------------	---

## 5Z17 Container preform

- For use in socket fabrication
- Can be combined with 4R41, 4R42, 4R42=1, 4R43, 4R89, 4R111, 4R111=T, 4R111=N, 4R116, 4R116=T, 4R117, 4R117=T, 4R119=NT, 4R119=T, 4R119, 4R119=N, 4WR95=1, 4WR95=2
- Tested for users up to 150 kg
- Clean and easy processing
- Pre-determined layer structure
- Simplified fabrication and less time to fabricate a socket
- Minimises waste of expensive reinforcement materials
- Simplified quantity control in comparison to rolled and sheet goods

**Technical data**



Article number	Dimension A	Dimension B	Dimension C	Package contents	Quantity unit
5Z17=280X700X150	280 mm	370 mm	700 mm	Three preforms for fabricating a prosthetic socket	Set
5Z17=350X700X150	350 mm	500 mm	700 mm	Three preforms for fabricating a prosthetic socket	Set

- Apply the M/L section with the short side oriented medially. Round the edges when shortening to the correct length.
- Wrap around the radial section: position the reinforcement triangle medially in the perineum with the point towards the end of the residual limb. The radial section can be used for left-hand (carbon on the outside) and right-hand (carbon on the inside) sockets. Perform the first casting with the M/L section and the radial section.
- Attach the anchor and position the faces of the star so they are centred over the anchor arms. Perform the second casting with the anchor and star.

**i Practical recommendation**

- Use 636K40 spray adhesive for easy handling and fast adhesion to the plaster model.
- When positioning the star, pull the rounded corners laterally in the medial direction so they lie horizontally against the residual limb model.
- Trim the ends of the M/L section and the radial section using sharp scissors so they fit onto the residual limb model.

**Information material**

646T786=EN\_INT Technical information | Flax fibres

**616GG1 Flax fibre fabric**

- Product made from renewable raw materials
- Tested layout plan 646T786 for fabricating a secure TT or TF socket with lamination disc or lamination anchor
- Can be used for plaster and foam models
- Can be combined with virtually all Ottobock resins and other reinforcement materials
- Different product variants (unidirectional and bidirectional) to meet the requirements for stability and strength
- Can be coloured with Ottobock pigment pastes

**Technical data**

Article number	Weight per unit area	Weave type	Width	Length
616GG1=1000X1200	300 g/m <sup>2</sup>	Twill 2/2	1200 mm	1 m
616GG1=5000X1200	300 g/m <sup>2</sup>	Twill 2/2	1200 mm	5 m
616GG1=10000X1200	300 g/m <sup>2</sup>	Twill 2/2	1200 mm	10 m

**Information material**

646T786=EN\_INT Technical information | Flax fibres

**616GG2 Flax fibre UD tape**

- Product made from renewable raw materials
- Tested layout plan 646T786 for fabricating a secure TT or TF socket with lamination disc or lamination anchor
- Can be used for plaster and foam models
- Can be combined with virtually all Ottobock resins and other reinforcement materials
- Different product variants (unidirectional and bidirectional) to meet the requirements for stability and strength
- Can be coloured with Ottobock pigment pastes

**Technical data**

Article number	Weight per unit area	Weave type	Width	Length
616GG2=10000X50	215 g/m <sup>2</sup>	Canvas	50 mm	10 m
616GG2=1000X50	215 g/m <sup>2</sup>	Canvas	50 mm	1 m
616GG2=5000X50	215 g/m <sup>2</sup>	Canvas	50 mm	5 m

**Information material**

646T786=EN\_INT Technical information | Flax fibres

**616GG3 Flax fibre UD tube**

- Product made from renewable raw materials
- Tested layout plan 646T786 for fabricating a secure TT or TF socket with lamination disc or lamination anchor
- Can be used for plaster and foam models
- Can be combined with virtually all Ottobock resins and other reinforcement materials
- Different product variants (unidirectional and bidirectional) to meet the requirements for stability and strength
- Can be coloured with Ottobock pigment pastes

**Technical data**

Article number	Weight per unit area	Width	Length
616GG3=10000X100	272 g/m <sup>2</sup>	100 mm	10 m
616GG3=1000X100	272 g/m <sup>2</sup>	100 mm	1 m
616GG3=5000X100	272 g/m <sup>2</sup>	100 mm	5 m
616GG3=10000X150	272 g/m <sup>2</sup>	150 mm	10 m
616GG3=1000X150	272 g/m <sup>2</sup>	150 mm	1 m
616GG3=5000X150	272 g/m <sup>2</sup>	150 mm	5 m



## 616G6 DACRON® felt

- For venting T.P.C layers between the upper and lower silicone films
- As a filler for reinforcement, for bulges, ischial supports etc.
- Good ventilation of laminates
- Good absorption of all Ottobock lamination resins
- Sewable
- Smooth surface after laminating



### Information material

646A174=GB	Prepreg technology product information
646T757=EN	Technical information   T.P.C and T.P.C Textil

### Technical data


Article number	Length	Width	Thickness, dry
616G6=1X1	1 m	930 mm	3 mm
616G6=1X2	2 m	930 mm	3 mm
616G6=1X5	5 m	930 mm	3 mm
616G6=1X10	10 m	930 mm	3 mm
616G6=1X30	30 m	930 mm	3 mm
616G6=1X50	50 m	930 mm	3 mm

DACRON® is a registered trademark of Invista.



## 616G26 Polyester knit fabric

- For reinforcing Orthocryl soft resins, silicones and flexible thermoplastics
- Stretchable in one direction
- Stable in one direction
- High resistance to tearing



### Technical data

Article number	Length	Width
616G26=150-1	1,100 mm	1,500 mm



## 617H37 Pedilen duplicating foam

- Two-component synthetic material, excellent for quickly taking impressions of prosthetic sockets
- Undercuts are transferred exactly and can be demoulded easily
- Can be finished, for example by sanding, application of 636K17 lightweight putty
- Sensitive to moisture

### Technical data

Article number	Net contents
617H37=0.865	0.865 kg
617H37=4.600	4.6 kg
617H37=9.320	9.32 kg

### Practical recommendation

- Immediately after the Pedilen duplicating foam has hardened and cooled, line the cast with an adequately stable layer of plaster. Let this layer harden and fill the model with plaster.



## 617H11 Pedilen rigid foam 100

- For fabricating rehabilitation seating systems and for functional cosmeses
- Fast and safe processing with hand mixing procedure
- Precise taking of impressions
- Indentation hardness (at 10% compression): approx. 0.63 N/mm<sup>2</sup>
- No shrinkage
- Easy to refinish in cured condition, e.g. through sanding, lamination
- Sensitive to moisture

### Technical data

Article number	Net contents	Expansion factor	Weight per unit volume
617H11=0.865	0.865 kg	12.5	approx. 100 kg/m <sup>3</sup>
617H11=2.300	2.3 kg	12.5	approx. 100 kg/m <sup>3</sup>
617H11=4.600	4.6 kg	12.5	approx. 100 kg/m <sup>3</sup>
617H11=9.320	9.32 kg	12.5	approx. 100 kg/m <sup>3</sup>

### Mixing ratio

Pedilen rigid foam 100 617H11	Hardener for Pedilen rigid foams 617P21
100	100



## 617H12 Pedilen rigid foam 200

- For functional cosmeses in prosthetics and orthotics
- Fast and safe processing with hand mixing procedure
- Precise taking of impressions
- Indentation hardness (at 10% compression): approx. 2.5 N/mm<sup>2</sup>
- No shrinkage
- Easy to refinish in cured condition, e.g. through sanding, lamination
- Sensitive to moisture

### Technical data

Article number	Net contents	Expansion factor	Weight per unit volume
617H12=0.865	0.865 kg	6.5	approx. 200 kg/m <sup>3</sup>
617H12=2.300	2.3 kg	6.5	approx. 200 kg/m <sup>3</sup>
617H12=4.600	4.6 kg	6.5	approx. 200 kg/m <sup>3</sup>
617H12=9.320	9.32 kg	6.5	approx. 200 kg/m <sup>3</sup>

### Practical recommendation

- Shake for 30 seconds before use.

### Mixing ratio

Pedilen rigid foam 200 617H12	Hardener for Pedilen rigid foams 617P21
100	100





## 617H32 Pedilen rigid foam 300

- For shape and length difference compensation subject to loads in prosthetics and orthotics
- Fast and safe processing with hand mixing procedure
- Precise taking of impressions
- Indentation hardness (at 10% compression): approx. 5.26 N/mm<sup>2</sup>
- No shrinkage
- Easy to refinish in cured condition, e.g. through sanding, lamination
- Sensitive to moisture

### Technical data

Article number	Net contents	Expansion factor	Weight per unit volume
617H32=0.865	0.865 kg	4.5	approx. 300 kg/m <sup>3</sup>
617H32=2.300	2.3 kg	4.5	approx. 300 kg/m <sup>3</sup>
617H32=4.600	4.6 kg	4.5	approx. 300 kg/m <sup>3</sup>

### Mixing ratio

Pedilen rigid foam 300 617H32	Hardener for Pedilen rigid foams 617P21
100	100

### Practical recommendation

- Shake for 30 seconds before use.



## 617H48 Pedilen rigid foam 450

- For prostheses and shoe lasts subject to high strain
- Fast and safe processing with hand mixing procedure
- Precise taking of impressions
- Indentation hardness (at 10% compression): approx. 8.30 N/mm<sup>2</sup>
- No shrinkage
- Easy to refinish in cured condition, e.g. through sanding, lamination
- Sensitive to moisture

### Technical data

Article number	Net contents	Expansion factor	Weight per unit volume
617H48=0.865	0.865 kg	2.2	approx. 450 kg/m <sup>3</sup>
617H48=4.600	4.6 kg	2.2	approx. 450 kg/m <sup>3</sup>

### Practical recommendation

- Shake for 30 seconds before use.

### Mixing ratio

Pedilen rigid foam 450 617H48	Hardener for Pedilen rigid foams 617P21
100	100



## 617H61 Pedilen rigid foam 600

- For prostheses and shoe lasts subject to very high strain
- Fast and safe processing with hand mixing procedure
- Precise taking of impressions
- Indentation hardness (at 10% compression): approx. 10.20 N/mm<sup>2</sup>
- No shrinkage
- Easy to refinish in cured condition, e.g. through sanding, lamination
- Sensitive to moisture

### Technical data

Article number	Net contents	Expansion factor	Weight per unit volume
617H61=4.600	4.6 kg	1.9	approx. 600 kg/m <sup>3</sup>
617H61=9.320	9.32 kg	1.9	approx. 600 kg/m <sup>3</sup>

### Practical recommendation

- Shake for 30 seconds before use.

### Mixing ratio

Pedilen rigid foam 600 617H61	Hardener for Pedilen rigid foams 617P21
100	100





## 617H41 Pedilen rigid foam 700

- For fabricating heel lifts and shoe lasts
- Fast and safe processing with hand mixing procedure
- Precise taking of impressions
- Indentation hardness (at 10% compression): approx. 12.50 N/mm<sup>2</sup>
- Screw and nail-resistant
- Thermally stable
- No shrinkage
- Easy to refinish in cured condition, e.g. through sanding, lamination
- Sensitive to moisture
- Attention: mixing ratio 100 (617H41 rigid foam):70 (617P21 hardener)

### Technical data

Article number	Net contents	Expansion factor	Weight per unit volume
617H41=0.865	0.865 kg	1.7	approx. 700 kg/m <sup>3</sup>
617H41=4.600	4.6 kg	1.7	approx. 700 kg/m <sup>3</sup>
617H41=9.320	9.32 kg	1.7	approx. 700 kg/m <sup>3</sup>

### Mixing ratio

Pedilen rigid foam 700 617H41	Hardener for Pedilen rigid foams 617P21
100	70

- i Practical recommendation**
- Shake for 30 seconds before use.



## 617P21 Hardener for Pedilen rigid foams

- Hardener for all Pedilen rigid foams and Pedilen duplicating foams
- Hardener has no influence on the swelling factor, foam determines the swelling factor



inhalation Acute Tox. 4  
Skin Irrit. 2  
Eye Irrit. 2  
Resp. Sens. 1  
Skin. Sens. 1  
Carc. 2  
resp. irrit. STOT SE 3  
STOT RE 2

### Technical data

Article number	Net contents
617P21=0.865	0.865 kg
617P21=2.300	2.3 kg
617P21=4.600	4.6 kg
617P21=9.320	9.32 kg

### Mixing ratio for a residual limb length of 20 cm and a circumference of the residual limb (centre) of 20 cm

Pedilen duplicating foam 617H37	Hardener for Pedilen rigid foams 617P21
100	40

### Product example



- i Practical recommendation**
- Shake for 30 seconds before use.
  - For the exact mixing ratio, we recommend the 642B2 measuring cup.

### See the table below for further mixing ratios (Duplicating Foam: Hardener; quantities in g)

Residual limb length	Circumference of residual limb (centre)				
	20 cm	30 cm	40 cm	50 cm	60 cm
10 cm	50:20	100:40	150:60	200:80	200:80
20 cm	100:40	150:60	200:80	300:120	400:80
30 cm	100:40	200:80	250:100	350:140	400:160
40 cm	150:60	200:80	350:140	400:160	500:200



**Mixing ratio**

Pedilen flexible foam 150 617H35	Hardener for Pedilen flexible foams 617P32
100	50

## 617H35 Pedilen flexible foam 150

- For making flexible cosmetic body compensations
- Fast and safe processing with hand mixing procedure
- Precise taking of impressions
- Indentation hardness (at 10% compression): approx. 0.02 N/mm<sup>2</sup>
- No shrinkage
- Easy to refinish in cured condition, e.g. through sanding
- Sensitive to moisture

**Technical data**

Article number	Net contents	Expansion factor	Weight per unit volume
617H35=0.865	0.865 kg	7.1	approx. 150 kg/m <sup>3</sup>
617H35=4.600	4.6 kg	7.1	approx. 150 kg/m <sup>3</sup>

**i Practical recommendation**

- Shake for 30 seconds before use.
- Bonds well with 636W71 CP contact adhesive.



**Mixing ratio**

Pedilen flexible foam 300 617H42	Hardener for Pedilen flexible foams 617P32
100	50

## 617H42 Pedilen flexible foam 300

- For making flexible body compensations with high mechanical strength, e.g. for partial hand replacements
- Fast and safe processing with hand mixing procedure
- Precise taking of impressions
- Indentation hardness (at 10% compression): approx. 0.08 N/mm<sup>2</sup>
- No shrinkage
- Easy to refinish in cured condition, e.g. through sanding
- Sensitive to moisture

**Technical data**

Article number	Net contents	Expansion factor	Weight per unit volume
617H42=0.865	0.865 kg	4.7	approx. 300 kg/m <sup>3</sup>
617H42=4.600	4.6 kg	4.7	approx. 300 kg/m <sup>3</sup>

**i Practical recommendation**

- Shake for 30 seconds before use.
- Bonds well with 636W71 CP contact adhesive.



## 617P32 Hardener for Pedilen flexible foams

- Hardener for 617H35 Pedilen flexible foam 150 and 617H42 Pedilen flexible foam 300
- Hardener has no influence on the swelling factor, foam determines the swelling factor



**Technical data**

Article number	Net contents
617P32=0.865	0.865 kg

**i Practical recommendation**

- Shake for 30 seconds before use.
- Mixing ratio hardener: A-component varies. For the exact mixing ratio, we recommend the 642B2 measuring cup.



## 617D50 Flexible foam, component A

- For the production of 2-component PUR foamFor custom orthopaedic components made to measure
- Fast and safe processing with hand mixing procedure
- Low weight
- Precise taking of impressions
- Indentation hardness (at 10% compression): approx. 0.01 N/mm<sup>2</sup>
- No shrinkage
- Easy to refinish in cured condition, e.g. through sanding
- Sensitive to moisture



### Technical data

Article number	Net contents	Expansion factor	Weight per unit volume
617D50	0.865 kg	10	approx. 120 kg/m <sup>3</sup>

### Mixing ratio

Flexible foam, component A 617D50	Flexible foam, component B 617D51
100	40



### Practical recommendation

- Shake for 30 seconds before use.
- Bonds well with 636W71 CP contact adhesive.



## 617D51 Flexible foam, component B

- For the production of 2-component PUR foamFor custom orthopaedic components made to measure
- Fast and safe processing with hand mixing procedure
- Low weight
- Precise taking of impressions
- Indentation hardness (at 10% compression): approx. 0.01 N/mm<sup>2</sup>
- No shrinkage
- Easy to refinish in cured condition, e.g. through sanding
- Sensitive to moisture



### Technical data

Article number	Net contents	Expansion factor	Weight per unit volume
617D51	0.865 kg	10	approx. 120 kg/m <sup>3</sup>

### Mixing ratio

Flexible foam, component A 617D50	Flexible foam, component B 617D51
100	40



### Practical recommendation

- Shake for 30 seconds before use.
- Bonds well with 636W71 CP contact adhesive.



**Information material**

646F265=EN_INT	Thermoplastics poster
----------------	-----------------------

## 616T3 ThermoLyn trolene

- Flexible polyethylene
- Used as a forming and parting material
- For orthotic components that require little stiffness but high flexibility
- For fabricating flaps in socket technology
- Individually cut to size, it can be used as a device for filling work
- Reusable and easy to clean due to its smooth surface
- Opaque
- Good transparency
- Low molecular weight
- Good thermoplastic formability
- High flexibility
- Temperature recommendation: processing temperature 125 °C (convection oven, infrared oven)

**Technical data**

Article number	Length	Width	Thickness	Colour
616T3=1	1,000 mm	500 mm	1 mm	Natural colour
616T3=2	1,000 mm	500 mm	2 mm	Natural colour
616T3=2000X1000X2	2000 mm	1,000 mm	2 mm	Natural colour
616T3=2000X1000X3	2000 mm	1,000 mm	3 mm	Natural colour
616T3=40X32X2	40 mm	33 mm	2 mm	Natural colour



**Practical recommendation**

- Can also be used as a dummy material, e.g. with lamination technique.



## 642B2 Measuring cup

- Polypropylene measuring cup
- Scaling facilitates a precise mixing ratio
- The 1000 g cup is especially well suited for laminating pelvic sockets and orthoses, and for taking impressions and foaming with large volumes.
- Reusable

**Technical data**

Article number	Volume	Minimum order quantity
642B2=50	50 g	100 piece(s)
642B2=100	100 g	100 piece(s)
642B2=200	200 g	100 piece(s)
642B2=400	400 g	100 piece(s)
642B2=1000	1,000 g	100 piece(s)



**Practical recommendation**

- The varying density of the foam and hardener results in a precise mixing ratio of 1:1. We recommend using a measuring cup to ensure this mixing ratio.
- Add slightly more than the required amount of liquid foam, since a small amount often remains in the measuring cup.



## 699Y3 Wooden spatula

- Versatile measuring tool
- Imprint in mm and inch
- Rectangular shape facilitates thorough mixing in the bottom and edge areas, for example with lamination resins

**Technical data**

Article number	Length	Width	Height	Minimum order quantity
699Y3	270 mm	18 mm	2.7 mm	100 piece(s)



**Practical recommendation**

- Add slightly more than the required amount of liquid foam since a small amount always remains on the wooden spatula.



**Information material**

646F297=GB Adhesives, putties, varnishes and thinners poster

## 636K18 Orthocryl sealing resin compact adhesive

- For bonding e.g. wood, plastics, leather
- In conjunction with 617P14 hardener paste or 617P37 hardener powder
- Basis: solution of an acrylic polymer in methacrylic esters
- Thixotrope



**Technical data**

Article number	Net contents	Colour
636K18	1 kg	Transparent

**i** **Practical recommendation**  
 • Recommended for parting components prior to laminating.



**Mixing ratio**

Resin	Hardener	Pigment paste
100	1	3

**Information material**

646F351=EN\_MASTER Lamination resins poster

## 617H21 Orthocryl sealing resin

- For sealing and reinforcing
- High-strength adhesive bonds, e.g. wood, foam
- Combined with filler material for making putties
- 617H21=25 P supplied in plastic canister (filling set available)



**Technical data**

Article number	Description	Net contents
617H21=0.900 E	Orthocryl sealing resin	0.9 kg
617H21=4.600 E	Orthocryl sealing resin	4.6 kg
617H21=25 E	Orthocryl sealing resin	25 kg
617H21=25 P	Orthocryl sealing resin	25 kg

• The 642K13 filling set is available as an accessory for metal containers of 25 kg and over.



**Information material**

646F351=EN\_MASTER Lamination resins poster

## 617P37 Hardening powder

- For Orthocryl resins and 617H500 Orthovinyl resin as well as 636K18 Orthocryl sealing resin compact adhesive
- Includes 1 g measuring spoon
- Mixes well with Orthocryl and Orthovinyl resins
- Easy dosing
- Reduces the flow properties of Orthocryl and Orthovinyl resins



**Technical data**

Article number	Net contents
617P37=0.150	0.15 kg

**i** **Practical recommendation**  
 • Applies to all Orthocryl resins: add max. 3% 617P37 hardening powder.



## 639A1 Talcum powder pharma

- Lightweight filler for sealing resin
- For powdering plaster models
- Pharmaceutical quality
- Powder form

### Technical data

Article number	Net contents
639A1=1	1 kg



## 617Z8 Microballoon

- Very lightweight filler for sealing resin
- Powder form
- Density reduction and therefore weight reduction of the end product

### Technical data

Article number	Net contents	Colour
617Z8=1	1 kg	White

**Mixing ratio**

Resin	Hardener	Pigment paste
100	1-3	3

**Information material**

646D1444=EN_MASTER	617H19S Orthocryl lamination resin 80:20 Speed product brief
646F351=EN_MASTER	Lamination resins poster



## 617H19S Orthocryl lamination resin 80:20 Speed

- Lamination resin for small prosthetic and orthotic components
- Same mixing ratio of hardener powder and lamination resin as with 617H19 Orthocryl lamination resin 80:20 (max. 3%)
- Requires only half the curing time of Orthocryl lamination resin 80:20
- Using the same proportion of hardener powder prevents the formation of bubbles and a brittle lamination with a shorter curing time
- Consistent lamination quality as with Orthocryl lamination resin 80:20, with a reduced curing time
- Same viscosity with the same mechanical characteristics as Orthocryl lamination resin 80:20
- Can be combined with all common reinforcement materials in orthopaedic technology
- Hardener/colour pastes are easy to mix

**Technical data**

Article number	Description	Net contents
617H19S=0.900	Orthocryl lamination resin 80:20 Speed	0.9 kg
617H19S=4.600	Orthocryl lamination resin 80:20 Speed	4.6 kg
617H19S=25	Orthocryl lamination resin 80:20 Speed	25 kg

**i** **Practical recommendation**

- Adding hardener powders in proportions greater than 3% results in the formation of bubbles and a brittle lamination with all lamination resins used in the field of orthopaedic technology. Use 617H19S Orthocryl lamination resin 80:20 Speed to make small components available for further processing more quickly, without jeopardising quality.

**Mixing ratio**

Resin	Hardener	Pigment paste
100	1-3	3

**Information material**

646F351=EN_MASTER	Lamination resins poster
-------------------	--------------------------

## 617H19 Orthocryl lamination resin 80:20

- The proven classic material for laminating
- Optimum 80:20 ratio for fabricating stiff laminates (with 20% 617H17 Orthocryl, soft)
- Can be combined with all common reinforcement materials in orthopaedic technology
- 617H19=25 P supplied in plastic canister (filling set included)

**Technical data**

Article number	Description	Material	Net contents
617H19=0.900 E	Orthocryl Lamination Resin 80:20	Acrylic	0.9 kg
617H19=4.600 E	Orthocryl Lamination Resin 80:20	Acrylic	4.6 kg
617H19=25 E	Orthocryl lamination resin 80:20	Acrylic	25 kg
617H19=25 P	Orthocryl lamination resin 80:20	Acrylic	25 kg

- 642K13 filling set is available for containers of 25 kg and over.

**i** **Practical recommendation**

- For sheet casting, use only 616F4 PVA film or 99B81 PVA bags.



## 617H55 C-Orthocryl

- Lamination resin for carbon fibre technique
- Facilitates fabricating components with a low proportion of resin
- Optimum ratio of matrix to reinforcing materials



### Technical data

Article number	Description	Net contents
617H55=0.900	C-Orthocryl	0.9 kg
617H55=4.600	C-Orthocryl	4.6 kg
617H55=25	C-Orthocryl	25 kg

• The 642K13 filling set is available as an accessory for containers of 25 kg and over.

### **i** Practical recommendation

- No filter layers are required when casting carbon on carbon.
- For sheet casting, use only 616F4 PVA film or 99B81 PVA bags.

### Mixing ratio

Resin	Hardener	Pigment paste
100	1-3	3

### Information material

646F351=EN_MASTER	Lamination resins poster
-------------------	--------------------------



## 617H119 Orthocryl lamination resin 80:20 PRO

- Lamination resin for the fabrication of components with a low proportion of resin
- Lower viscosity with the same mechanical characteristics as 617H19
- Better penetration of the reinforcement
- Faster evacuation of air from the reinforcement
- The air that is evacuated and subsequently rises can escape from the resin during lamination and is not locked into the resin. This increases the quality and stability of the end result
- Hardener/colour pastes are easier to mix



### Technical data

Article number	Description	Net contents
617H119=0.900	Orthocryl lamination resin 80:20 PRO	0.9 kg
617H119=4.600	Orthocryl lamination resin 80:20 PRO	4.6 kg
617H119=25	Orthocryl lamination resin 80:20 PRO	25 kg

• The 642K13 filling set is available as an accessory for containers of 25 kg and over.

### **i** Practical recommendation

- For sheet casting, use only 616F4 PVA bag or 99B81 PVA tubes.

### Mixing ratio

Resin	Hardener	Pigment paste
100	1-3	3

### Information material

646D1443=EN_MASTER	617H119 Orthocryl lamination resin 80:20 PRO product brief
646F351=EN_MASTER	Lamination resins poster



## 617H17 Orthocryl, soft

- For flexible laminates
- Enables the lamination of flexible components, such as flaps in case of hip and knee disarticulations



### Technical data

Article number	Description	Net contents
617H17=0.900 E	Orthocryl, soft	0.9 kg
617H17=4.600 E	Orthocryl, soft	4.6 kg
617H17=25 E	Orthocryl, soft	25 kg

• 642K13 filling set is available for containers of 25 kg and over.

### **i** Practical recommendation

- For sheet casting, use only 616F4 PVA bag or 99B81 PVA tubes.

### Mixing ratio

Resin	Hardener	Pigment paste
100	1-2	3

### Information material

646F351=EN_MASTER	Lamination resins poster
-------------------	--------------------------





## 617H51 Orthocryl, extra soft

- For highly flexible laminates
- Enables laminating highly flexible components such as flaps in hip and knee disarticulation
- Can be combined with 617H19 Orthocryl lamination resin 80:20 and 617H55 C-Orthocryl



### Technical data

Article number	Description	Net contents
617H51=0.900	Orthocryl, extra soft	0.9 kg
617H51=4.600	Orthocryl, extra soft	4.6 kg

• The 642K13 filling set is available as an accessory for containers of 25 kg and over.

### Practical recommendation

- For sheet casting, use only 616F4 PVA bag or 99B81 PVA tubes.

### Mixing ratio

Resin	Hardener	Pigment paste
100	1-2	3

### Information material

646F351=EN_MASTER	Lamination resins poster
-------------------	--------------------------



## 617P37 Hardening powder

- For Orthocryl resins and 617H500 Orthovinyl resin as well as 636K18 Orthocryl sealing resin compact adhesive
- Includes 1 g measuring spoon
- Mixes well with Orthocryl and Orthovinyl resins
- Easy dosing
- Reduces the flow properties of Orthocryl and Orthovinyl resins



### Technical data

Article number	Net contents
617P37=0.150	0.15 kg

### Practical recommendation

- Applies to all Orthocryl resins: add max. 3% 617P37 hardening powder.

### Information material

646F351=EN_MASTER	Lamination resins poster
-------------------	--------------------------



## 642K13 Filling set

- Facilitates the decanting of Orthocryl resin

### Technical data

Article number
642K13



## 634A28 Thinner for Orthocryl resins

- For thinning, especially of Orthocryl resins
- For cleaning
- For altering the viscosity of the resin, particularly for swashing out open-pored Pedilen sockets
- Can also be used for working the edges of check sockets such as ThermoLyn clear, ThermoLyn rigid, ThermoLyn PETG clear



### Technical data

Article number	Net contents
634A28	0.8 kg



## 617H500 Orthovinyl

- Lamination resin for high-strength components
- Laminating resin on vinyl ester basis
- The laminate achieves a verified biocompatible state following sufficient tempering (see processing instructions)
- The resin exhibits a slightly yellow tinge in the liquid state which is not, however, visible in the laminate
- As with an acrylic resin, the curing time can be reliably determined based on the added hardener and the temperature
- Higher degree of stability than an acrylic resin due to better bonding to the reinforcement fibres
- High stiffness of the laminate with low wall thickness
- Bonds to carbon fibre more effectively than an acrylic resin
- Very easy to sand
- Excellent balance between matrix and reinforcement material
- Can be coloured with Ottobock pigment pastes
- Small number of layers possible
- Very good impregnation, especially of carbon fibres
- Can be combined with all common Ottobock carbon and glass fibres

### Mixing ratio

Resin	Hard-ener	Pigment paste	Pot life	Setting time
100	1	max. 3	34 minutes	75 minutes
100	2	max. 3	20 minutes	50 minutes

### Information material

646D1409=EN_MASTER	617H500 Orthovinyl product brief
646F351=EN_MASTER	Lamination resins poster



### Technical data

Article number	Description	Net contents
617H500=0.900	Orthovinyl	0.9 kg
617H500=4.600	Orthovinyl	4.6 kg



#### Practical recommendation

- For sheet casting, use only 616F4 PVA bag or 99B81 PVA tubes.
- Use 617P37=0.150 hardening powder.
- Do not use thinners.
- Final annealing: one hour per 1 mm laminate thickness at 80 °C.
- Use 636K8 Plastaband to seal the joints.
- Can be processed as quickly and easily as an acrylic resin.



## 617P37 Hardening powder

- For Orthocryl resins and 617H500 Orthovinyl resin as well as 636K18 Orthocryl sealing resin compact adhesive
- Includes 1 g measuring spoon
- Mixes well with Orthocryl and Orthovinyl resins
- Easy dosing
- Reduces the flow properties of Orthocryl and Orthovinyl resins



### Technical data

Article number	Net contents
617P37=0.150	0.15 kg



#### Practical recommendation

- Applies to all Orthocryl resins: add max. 3% 617P37 hardening powder.

### Information material

646F351=EN_MASTER	Lamination resins poster
-------------------	--------------------------



## 617H5 Orthopox

- For lightweight, thin-walled, yet sturdy laminates
- Transparent, epoxy-based resin
- Optimum resin content is easily adjusted
- Small number of layers possible
- Optimum ratio of matrix to reinforcing materials
- Optimum impregnation, especially of carbon fibres
- Good bonding to the reinforcement fibres
- Higher structural strength compared to acrylic resins
- Produces a very smooth surface
- Can be coloured with Ottobock pigment pastes
- Curing time can be controlled by temperature



### Mixing ratio

Resin	Hardener	Pigment paste
100	26	max. 3

### Information material

646D1445=EN_MASTER	617H5 Orthopox epoxy resin product brief
646F351=EN_MASTER	Lamination resins poster

### Technical data

Article number	Description	Net contents
617H5=1	Orthopox	1 kg
617H5=5	Orthopox	5 kg

### Practical recommendation

- Can be demoulded after 10 hours at 23 °C ambient temperature under a vacuum.
- Interim annealing for 1 hour at 60 °C for optimal processing.
- Final annealing for tension-free final hardness, 1 hour at 100 °C.
- Optional: for permanent skin contact, 10 hours at 80 °C.



## 617P5 EP hardener for Orthopox

- For 617H5 Orthopox epoxy resin



### Technical data

Article number	Net contents
617P5=0.26	0.26 kg
617P5=0.7	0.7 kg

### Information material

646F351=EN_MASTER	Lamination resins poster
-------------------	--------------------------



## 617HG5 OrthoEpoxy GreenLine

- Bisphenol-free epoxy resin
- Made of at least 50% renewable raw materials
- For lightweight, thin-walled, yet sturdy laminates
- Transparent, epoxy-based resin
- Impregnation especially of carbon fibres such as the proven 617H5 Orthopox
- Good bonding to the reinforcement fibres
- Can be coloured with Ottobock pigment pastes



### Technical data

Article number	Description	Net contents
617HG5=1	OrthoEpoxy GreenLine	1 kg
617HG5=5	OrthoEpoxy GreenLine	5 kg

### Information material

646D1802=EN_MASTER	Product information for technicians/qualified personnel
--------------------	---



### Practical recommendation

- *Optional: Use parting agent to reduce adhesion of the PVA film to the cured laminate*
- *Start of gelation after approx. 45 minutes*
- *The lamination resin is not fully cured after 12 hours, so tempering is mandatory*
- *Remove PVA film (outer film) prior to tempering to reduce sticking to the laminate*
- *Tempering in heating cabinet for 1 hour at 100 °C and for permanent skin contact 10 hours at 100 °C*



## 617PG5 OrthoEpoxy hardener GreenLine



### Technical data

Article number	Description	Net contents
617PG5=0.4	OrthoEpoxy hardener GreenLine	0.4 kg
617PG5=1	OrthoEpoxy hardener GreenLine	1 kg



## 633T25 Parting agent for OrthoEpoxy GreenLine



### Technical data

Article number	Description	Net contents
633T25=0.5	Parting agent for OrthoEpoxy GreenLine	500 ml

**Information material**

646D1477=EN_MASTER	616B60 resin film product brief
--------------------	---------------------------------

## 616B60 Resin film

- Developed especially for fabricating exceptionally sturdy and lightweight prostheses and orthoses
- Lighter, thinner components with rigidity equal to that of components on acrylic resin basis
- On epoxy resin basis
- Clean and easy processing
- Excellent draping characteristics
- Resin quantity can be applied precisely
- Adjustable resin content
- Cut pieces of resin film can be stored in a conventional freezer
- Smaller storage volumes in freezer compared to prepreg
- Saves auxiliary materials (e.g. no additional fixing of reinforcing materials required)
- Can be combined with Ottobock reinforcement materials and prepregs

**Technical data**

Article number	Packaging	Package	Weight per unit area
616B60=2	23 foils at 300 x 300 mm per foil	2 m <sup>2</sup>	340 g/m <sup>2</sup>
616B60=5	56 foils at 300 x 300 mm per foil	5 m <sup>2</sup>	340 g/m <sup>2</sup>
616B60=10	112 foils at 300 x 300 mm per foil	10 m <sup>2</sup>	340 g/m <sup>2</sup>

- When stored at a temperature of -18 °C, the resin film can be processed for approximately 12 months; at room temperature, a maximum of 21 days. Freeze in moisture-proof sealed packaging; in order to avoid condensation, thaw to room temperature in moisture-proof sealed packaging. Each thawing and freezing cycle reduces the storage stability and degrades the quality significantly.
- Shipping days: Monday, Tuesday, Wednesday

**i** **Practical recommendation**

- The optimal processing temperature is between 20 °C and 23 °C.
- Make sure the processing area is dry and free of dust, talcum and grease.
- The resin content of the laminate should be at least 50% by weight. For this reason, please pay attention to the weight per unit area of your reinforcement material.
- We recommend using the 633T18 cooling spray to make it easier to remove the protective film from the resin film. Spray the edge of the protective film lightly for this purpose.
- For the first layer, apply spray adhesive to the laminating tool.
- Cure for 4 h under vacuum in a 130 °C oven.



## 633T18 Cooling spray

- Device for loosening the covering film on prepregs
- Device for loosening the covering film on 616B60 resin film
- Useful for demoulding components
- For immediate cooling of smaller areas or parts
- Possible temperature as low as -48 °C depending on spray duration
- Very rapid evaporation with no residue
- Good cleaning effect
- No detrimental influences on plastics or insulating materials

**Technical data**

Article number	Net contents
633T18	400 ml



## 616G12 Orthopox woven carbon fibre

- Reinforcement fibres for 617H5 Orthopox epoxy resin and 616B60 resin film
- Not for use with acrylic resins
- No fraying of the fibres
- No double-sided adhesive tape required

**Technical data**

Article number	Length	Width
616G12=H5.1	1 m	1.20 m
616G12=H5.5	5 m	1.20 m

**Information material**

646F351=EN_MASTER	Lamination resins poster
-------------------	--------------------------



## 616G181 Orthopox woven flex

- Reinforcement fibres for 617H5 Orthopox epoxy resin and 616B60 resin film
- Not for use with acrylic resins
- Dyneema substitute with better resin adhesion
- Protects against breakage
- Very good post-processing characteristics (e.g. sanding)

### Technical data

Article number	Length	Width
616G181=H5.2	2 m	1.25 m

### Information material

646F351=EN_MASTER	Lamination resins poster
-------------------	--------------------------



## 99B71 PVC bags, clear

- For working with epoxy resin, prepreg and resin film
- Foaming for functional cosmeses, e.g. with PU foams
- Sizes available for all amputation and orthosis types
- Easy to weld with the 756E1 hand sealing iron
- Can be bonded with 616F10 double-sided PVC adhesive tape
- High resistance to tearing

### Technical data

Article number	For the fabrication of	Length	Width	Height	Order unit	Package contents
99B71=62X11X4	Upper limb prostheses	62 cm	11 cm	4 cm	Package	10 piece(s)
99B71=67X17X6	Soft inner sockets and transtibial prostheses	67 cm	17 cm	6 cm	Package	10 piece(s)
99B71=67X24X7	Thigh sleeves/trans-femoral prostheses	67 cm	24 cm	7 cm	Package	10 piece(s)
99B71=130X22X5	KAFO	130 cm	22 cm	5 cm	Package	10 piece(s)
99B71=130X26X5	KAFO	130 cm	26 cm	5 cm	Package	10 piece(s)

**i** **Practical recommendation**  
 • Thermoformable.



## 616B16 Peel ply fabric with marker threads

- Processing aid for TPC
- Surface protection during lamination work
- Leads to rough, clean surface that is optimally suited for further coating, bonding or painting
- Facilitates optimum strength values
- Excessive resin can escape via the peel ply fabric during the curing phase
- The peel ply fabric can be easily peeled off after curing



### Information material

646A174=GB	Prepreg technology product information
646T757=EN	Technical information   TPC and TPC Textil

### Technical data

Article number	Length	Width	Weight per unit area	Weave type
616B16=2	2 m	0.5 m	83 g/m <sup>2</sup>	Plain weave



## 81A1 Nylon stockinette

- For plaster casting, e.g. for KAFOs
- Suitable as a filter and final layer for laminating
- For reinforcing Pastasil
- For vacuum technique with Chlorosil
- Polyamide
- Especially elastic
- Not pre-impregnated



### Technical data

Article number	Length	Width	Weight
81A1=8	101.5 m	8 cm	1 kg
81A1=10	84.6 m	10 cm	1 kg
81A1=12	67.8 m	12 cm	1 kg
81A1=15	52.5 m	15 cm	1 kg
81A1=20	48 m	20 cm	1 kg



### Practical recommendation

- Individually adaptable and weldable.

### Processing and usage examples



#### Application example – vacuum forming in orthotics

Pull 81A1 nylon stockinette over the plaster model, cut to length so it is twice the size of the model, twist off and fold back again.



#### Application example – vacuum forming in prosthetics

Pre-tension the 81A1 nylon stockinette, twist it and then secure it with combination pliers. Using a pair of scissors, cut off the end of the seam. Using the flame of a cigarette lighter, weld the cut surface and then immediately smoothen the weld seam.




With the welded seam turned inwards, pull the sock over the model.





## 623T3 Perlone® stockinette, white

- For fabricating laminates
- Knitted fabric
- Finely meshed
- Good stretching properties
- Good shaping
- Smooth surface after laminating
- Suitable for surfaces



### Information material

646A174=GB	Prepreg technology product information
------------	--

### Technical data

Article number	Length	Width	Weight
623T3=4	45.4 m	4 cm	0.5 kg
623T3=6	27.7 m	6 cm	0.5 kg
623T3=8	20.8 m	8 cm	0.5 kg
623T3=10	37 m	10 cm	1 kg
623T3=12	33.3 m	12 cm	1 kg
623T3=15	27 m	15 cm	1 kg
623T3=20	20 m	20 cm	1 kg
623T3=25	13.5 m	25 cm	1 kg
623T3=30	11.1 m	30 cm	1 kg
623T3=35	10.2 m	35 cm	1 kg
623T3=40	8.8 m	40 cm	1 kg

Perlone® is a registered trademark of Perlone-Monofil GmbH.



## 99B81 PVA bags

- For working with lamination resins as well as prepreg and resin film
- Sizes available for all amputation and orthosis types
- Film adapts to contours extremely well
- Easy to weld with the 756E1 hand sealing iron
- Good stretching properties
- High resistance to tearing

### Technical data

Article number	For the fabrication of	Length	Width	Height	Thickness	Order unit	Package contents
99B81=60X11X4	Upper limb prostheses	60 cm	11 cm	4 cm	0.08 mm	Package	10 piece(s)
99B81=70X19X5	Soft-walled inner sockets and transtibial prostheses	70 cm	19 cm	5 cm	0.08 mm	Package	10 piece(s)
99B81=70X27X5	Thigh sleeves/trans-femoral prostheses	70 cm	27 cm	5 cm	0.08 mm	Package	10 piece(s)
99B81=100X12X4	Upper limb prostheses	100 cm	12 cm	4 cm	0.08 mm	Package	10 piece(s)
99B81=100X19X5	Transtibial prostheses	100 cm	19 cm	5 cm	0.08 mm	Package	10 piece(s)
99B81=100X26X5	Transfemoral prostheses	100 cm	26 cm	5 cm	0.08 mm	Package	10 piece(s)
99B81=100X30X5	Transfemoral prostheses	100 cm	30 cm	5 cm	0.08 mm	Package	10 piece(s)
99B81=100X36X5	Transfemoral prostheses	100 cm	36 cm	5 cm	0.08 mm	Package	10 piece(s)
99B81=120X50X10	Hip disarticulation	120 cm	50 cm	10 cm	0.08 mm	Package	10 piece(s)
99B81=130X19X5	KAFO	130 cm	19 cm	5 cm	0.08 mm	Package	10 piece(s)
99B81=130X22X5	KAFO	130 cm	22 cm	5 cm	0.08 mm	Package	10 piece(s)
99B81=130X26X5	KAFO	130 cm	26 cm	5 cm	0.08 mm	Package	10 piece(s)

### Information material

646A174=GB	Prepreg technology product information
------------	--





#### Information material

646D1847=EN\_INT Product Brief PVA-Bags

## 99B81=\*-1 PVA bags extra thick


- For working with lamination resins as well as prepreg and resin film

#### Technical data

Article number	For the fabrication of	Length	Width	Height	Thick-ness	Order unit	Package contents
99B81=100X12X4-1	Arm prostheses	100 cm	12 cm	4 cm	0.1 mm	Package	10 piece(s)
99B81=100X19X5-1	Transtibial prostheses	100 cm	19 cm	5 cm	0.1 mm	Package	10 piece(s)
99B81=100X26X5-1	Transfemoral prostheses	100 cm	26 cm	5 cm	0.1 mm	Package	10 piece(s)
99B81=100X30X5-1	Transfemoral prostheses	100 cm	30 cm	5 cm	0.1 mm	Package	10 piece(s)
99B81=100X36X5-1	Transfemoral prostheses	100 cm	36 cm	5 cm	0.1 mm	Package	10 piece(s)
99B81=120X50X10-1	Hip disarticulation	120 cm	50 cm	10 cm	0.1 mm	Package	10 piece(s)
99B81=130X19X5-1	KAFO	130 cm	19 cm	5 cm	0.1 mm	Package	10 piece(s)
99B81=130X22X5-1	KAFO	130 cm	22 cm	5 cm	0.1 mm	Package	10 piece(s)
99B81=130X26X5-1	KAFO	130 cm	26 cm	5 cm	0.1 mm	Package	10 piece(s)
99B81=60X11X4-1	Arm prostheses	60 cm	11 cm	4 cm	0.1 mm	Package	10 piece(s)
99B81=70X19X5-1	Soft-walled inner sockets and transtibial prostheses	70 cm	19 cm	5 cm	0.1 mm	Package	10 piece(s)
99B81=70X27X5-1	High sleeves/transfemoral prostheses	70 cm	27 cm	5 cm	0.1 mm	Package	10 piece(s)

#### Practical recommendation

- Soak all film components uniformly.
- To soak the PVA bags, please use a clean, damp towel.



## 636D3 Adhesive tape for vacuum technique

- For fixation in conjunction with the lamination technique
- Used in the prepreg technique
- Wide range of applications
- Base material: PE sheeting
- Silicone adhesive agent
- Temperature-stable up to approx. 200 °C



#### Technical data

Article number	Length	Width	Colour	Order unit
636D3	66 m	25 mm	Blue	Roll



## 636D14 Polyester adhesive tape

- Temperature-stable adhesive tape (to 200 °C) for vacuum technology
- Base material: polyester
- Water-resistant bonding
- Can be peeled off any time



#### Technical data

Article number	Length	Width	Thickness	Colour
636D14	66 m	25 mm	50 µm	Red

#### Information material

646A174=GB Prepreg technology product information



## 636K38 Vacuum sealing tape

- For adhering vacuum sheeting of all types to the edge of a mould
- Permanently elastic, heat-resistant sealing tape (to 205 °C) made of synthetic rubber
- Basis for a stable vacuum
- Can be easily removed from the mould



### Technical data

Article number	Length	Width	Colour
636K38	9 m	12 mm	Yellow

### Information material

646A174=GB	Prepreg technology product information
------------	--







## 617Z2 Pigment paste

- For lamination resins and putties
- For sealing resin and sealing resin compact adhesive
- For a natural look
- Mixes well
- Good surface coverage



### Technical data

Article image	Article number	Net contents	Packaging	Colour	
	617Z2=0.180	0.18 kg	Tube	Light skin colour	
	617Z2=1	1 kg	Can	Light skin colour	

- i Practical recommendation**  
 • Mix pigment paste and lamination resin well. Once mixing is complete, add hardener.








## 617Z\* Pigment paste

- For lamination resins and putties
- For sealing resin and sealing resin compact adhesive
- Large choice of colours
- High luminosity
- Mixes well
- Good surface coverage



### Technical data

Article number	Net contents	Colour	
617Z3	0.25 kg	Tan skin colour	
617Z4	0.25 kg	White	
617Z5	0.25 kg	Yellow	
617Z6	0.2 kg	Red	
617Z7	0.25 kg	Blue	
617Z9	0.25 kg	Black	
617Z58=3	0.25 kg	Green	

- i Practical recommendation**  
 • Mix pigment paste and lamination resin well. Once mixing is complete, add hardener.



**Information material**

646F265=EN_INT	Thermoplastics poster
----------------	-----------------------

## 616T3 ThermoLyn trolene

- Flexible polyethylene
- Used as a forming and parting material
- For orthotic components that require little stiffness but high flexibility
- For fabricating flaps in socket technology
- Individually cut to size, it can be used as a device for filling work
- Reusable and easy to clean due to its smooth surface
- Opaque
- Good transparency
- Low molecular weight
- Good thermoplastic formability
- High flexibility
- Temperature recommendation: processing temperature 125 °C (convection oven, infrared oven)

**Technical data**

Article number	Length	Width	Thickness	Colour
616T3=1	1,000 mm	500 mm	1 mm	Natural colour
616T3=2	1,000 mm	500 mm	2 mm	Natural colour
616T3=2000X1000X2	2000 mm	1,000 mm	2 mm	Natural colour
616T3=2000X1000X3	2000 mm	1,000 mm	3 mm	Natural colour
616T3=40X32X2	40 mm	33 mm	2 mm	Natural colour



**Practical recommendation**

- Can also be used as a dummy material, e.g. with lamination technique.



## 642B2 Measuring cup

- Polypropylene measuring cup
- Scaling facilitates a precise mixing ratio
- The 1000 g cup is especially well suited for laminating pelvic sockets and orthoses, and for taking impressions and foaming with large volumes.
- Reusable


**Technical data**

Article number	Volume	Minimum order quantity
642B2=50	50 g	100 piece(s)
642B2=100	100 g	100 piece(s)
642B2=200	200 g	100 piece(s)
642B2=400	400 g	100 piece(s)
642B2=1000	1,000 g	100 piece(s)



**Practical recommendation**

- The varying density of the foam and hardener results in a precise mixing ratio of 1:1. We recommend using a measuring cup to ensure this mixing ratio.
- Add slightly more than the required amount of liquid foam, since a small amount often remains in the measuring cup.



## 699Y3 Wooden spatula

- Versatile measuring tool
- Imprint in mm and inch
- Rectangular shape facilitates thorough mixing in the bottom and edge areas, for example with lamination resins

**Technical data**

Article number	Length	Width	Height	Minimum order quantity
699Y3	270 mm	18 mm	2.7 mm	100 piece(s)



**Practical recommendation**

- Add slightly more than the required amount of liquid foam since a small amount always remains on the wooden spatula.



## 616F4 PVA film

- For working with lamination resins as well as prepreg and resin film
- Film adapts to contours extremely well
- Easy to weld with the 756E1 hand sealing iron
- Good stretching properties
- High resistance to tearing

### Technical data

Article number	Length	Width	Thickness
616F4=76X5	5 m	76 cm	0.08 mm
616F4=76X10	10 m	76 cm	0.08 mm
616F4=76X20	20 m	76 cm	0.08 mm
616F4=76X30	30 m	76 cm	0.08 mm
616F4=76X50	50 m	76 cm	0.08 mm
616F4=76X450	450 m	76 cm	0.08 mm
616F4=100X5	5 m	100 cm	0.08 mm
616F4=100X10	10 m	100 cm	0.08 mm
616F4=100X20	20 m	100 cm	0.08 mm
616F4=100X30	30 m	100 cm	0.08 mm
616F4=100X50	50 m	100 cm	0.08 mm
616F4=100X100	100 m	100 cm	0.08 mm
616F4=100X200	200 m	100 cm	0.08 mm
616F4=130X10	10 m	130 cm	0.08 mm
616F4=130X20	20 m	130 cm	0.08 mm
616F4=130X30	30 m	130 cm	0.08 mm
616F4=130X50	50 m	130 cm	0.08 mm
616F4=130X100	100 m	130 cm	0.08 mm



## 616F1 PVC film, clear

- For working with epoxy resin, prepreg and resin film
- Foaming for functional cosmeses, e.g. with PU foams
- Easy to weld with the 756E1 hand sealing iron
- Can be bonded with 616F10 double-sided PVC adhesive tape
- High resistance to tearing

### Technical data

Article number	Length	Width	Thickness
616F1=5	5 m	130 cm	0.12 mm
616F1=30	30 m	130 cm	0.12 mm
616F1=140X0.50	50 m	135 cm	0.5 mm

- i** **Practical recommendation**
- Thermoformable.



## 99B71 PVC bags, clear

- For working with epoxy resin, prepreg and resin film
- Foaming for functional cosmeses, e.g. with PU foams
- Sizes available for all amputation and orthosis types
- Easy to weld with the 756E1 hand sealing iron
- Can be bonded with 616F10 double-sided PVC adhesive tape
- High resistance to tearing

### Technical data

Article number	For the fabrication of	Length	Width	Height	Order unit	Package contents
99B71=62X11X4	Upper limb prostheses	62 cm	11 cm	4 cm	Package	10 piece(s)
99B71=67X17X6	Soft inner sockets and transtibial prostheses	67 cm	17 cm	6 cm	Package	10 piece(s)
99B71=67X24X7	Thigh sleeves/trans-femoral prostheses	67 cm	24 cm	7 cm	Package	10 piece(s)
99B71=130X22X5	KAFO	130 cm	22 cm	5 cm	Package	10 piece(s)
99B71=130X26X5	KAFO	130 cm	26 cm	5 cm	Package	10 piece(s)

- i** **Practical recommendation**
- Thermoformable.



## 636K6 Plasticine clay

- For preparing models
- For shaping as a temporary dummy with indirect resin contact
- Readily formable
- Easy to apply, also on large areas

### Technical data



Article number	Net contents	Colour
636K6	1 kg	White



## 633W8 Wax

- For insulating joints, components and dummies
- Excellent separating effect
- Easy to process

### Technical data

Article image	Article number	Net contents
	633W8=12.2	12.2 g
	633W8	425 g

### Information material



646A174=GB	Prepreg technology product information
------------	--



## 633F11 Silicone grease 400, medium

- As corrosion protection for plug connections, e.g. Myo, E-MAG Active (cable connectors)
- As corrosion protection, e.g. for drive units
- For the planetary gear train of the drive unit in upper limb prosthetics
- For isolating components in the lamination technique
- Very good resistance to heat and cold
- High resistance to ageing
- Good film forming capacity

### Technical data

Article image	Article number	Net contents	Packaging
	633F11	0.1 kg	Tube
	633F11=1	1 kg	Can




## 85F3 Parting agent

- Parting agent for mould construction and silicone fabrication
- Wax in solvent
- Each application can be polished after 10-15 minutes to produce a glossy surface



### Technical data

Article number	Net contents	Packaging
85F3	1 l	Bottle



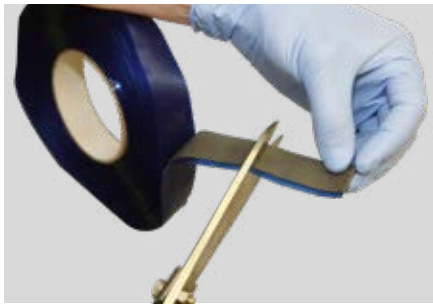
## 636K8 Plastaband

- For sealing, filling and protection in conjunction with lamination technique
- Ideal for isolating e.g. orthotic joints while laminating
- Base: synthetic rubber
- Easy to remove from mould
- Temperature resistant

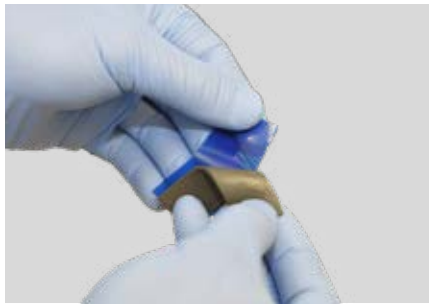
### Technical data

Article number	Length	Width	Thickness	Colour
636K8=20X2X10	10 m	20 mm	2 mm	Grey

### Processing and usage examples



Cut 636K8 Plastaband to the required length.



Detach the blue separating film from the Plastaband and pre-form the Plastaband.



Isolate the corresponding areas of the objects that will be included in the laminate (e.g. screw heads, bare threads, joint surfaces) using the pre-formed Plastaband.



## 636K38 Vacuum sealing tape

- For adhering vacuum sheeting of all types to the edge of a mould
- Permanently elastic, heat-resistant sealing tape (to 205 °C) made of synthetic rubber
- Basis for a stable vacuum
- Can be easily removed from the mould



### Technical data

Article number	Length	Width	Colour
636K38	9 m	12 mm	Yellow

### Information material

646A174=GB	Prepreg technology product information
------------	--



## 627B5 Neoprene® cell rubber tape

- For sealing, isolating, vacuum forming and foaming
- Base material: foam
- Rubber adhesive
- Good resistance e.g. to oil and grease
- High-quality sealant against water



### Technical data

Article number	Length	Width	Thickness	Colour	Order unit
627B5=19	10 m	19 mm	4 mm	Black	Roll
627B5=25	10 m	25 mm	4 mm	Black	Roll

Neoprene® is a registered trademark of DuPont.



## 616F10 Double-sided PVC adhesive tape


- For double-sided bonding of PVC films
- Application of reinforcement materials such as carbon
- Without base material
- Double-sided acrylic adhesive material
- Transparent (covered with greaseproof paper)
- Conforms to contours extremely well
- Highly effective with low material usage



### Technical data

Article number	Length	Width	Colour	Order unit
616F10=6	55 m	6 mm	Transparent	Roll
616F10=9	55 m	9 mm	Transparent	Roll
616F10=19	55 m	19 mm	Transparent	Roll

### Processing and usage examples



Check that the weft thread of the 616G12 woven carbon fibre is running a straight course by pulling out a weft thread running close to the cut edge.




Pull the woven carbon fibre straight to such a degree that the resulting mesh loop runs 90° to the warp. Using 616F10 double-sided PVC adhesive tape, tape over the resulting mesh loop and cut through the middle of the woven carbon fibre along the adhesive tape. After these preparations have been completed, tailored carbon fibre sections can be made that have a 90° alignment between the warp and the weft. In this way the carbon fibres are not only aligned in accordance with the arising forces, they can also absorb these optimally.



Position the tailored carbon fibre sections on those parts of the reinforcements that are to be strengthened while pre-tensioning them in the fibre directions.





## 627B40 Polyethylene adhesive tape

- For sealing damaged PVA film The proven classic material
- Wide range of applications
- Base material: PE sheeting
- Acrylic adhesive material
- High elasticity
- High resistance to tearing
- Thermally stable



### Technical data

Article number	Length	Width	Colour	Order unit
627B40	33 m	25 mm	Transparent	Roll

- Apply 627B40 polyethylene adhesive tape around the areas that are to be opened after laminating; while doing so, excessive resin in these areas can be reduced with the pre-tensioned adhesive tape. With a given pre-tensioning, the adhesive tape can be twisted to a cord so that excess resin can also be reduced in areas that are difficult to access.

### Processing and usage examples



Apply 627B40 polyethylene adhesive tape around the areas that are to be opened after laminating; while doing so, excessive resin in these areas can be reduced with the pre-tensioned adhesive tape. With a given pre-tensioning, the adhesive tape can be twisted to a cord so that excess resin can also be reduced in areas that are difficult to access.



## 627B4 Polyethylene adhesive tape

- For sealing damaged PVA film
- Base material: PE sheeting
- Rubber adhesive
- High abrasion resistance
- Good resistance to chemicals



### Technical data

Article number	Length	Width	Colour	Order unit
627B4	50 m	25 mm	Transparent	Roll




## 616F8 PVC adhesive tape (Coroplast)

- For taping off PVC films
- Suitable for trial fitting
- The proven classic material
- Wide range of applications
- Base material: soft PVC film
- Acrylic adhesive material
- Thermally stable



### Technical data

Article number	Length	Width	Colour	Order unit
616F8	10 m	50 mm	Transparent	Roll



## 636D3 Adhesive tape for vacuum technique

- For fixation in conjunction with the lamination technique
- Used in the prepreg technique
- Wide range of applications
- Base material: PE sheeting
- Silicone adhesive agent
- Temperature-stable up to approx. 200 °C



### Technical data

Article number	Length	Width	Colour	Order unit
636D3	66 m	25 mm	Blue	Roll



## 627B1 Linen adhesive tape

- For sealing, closing and reinforcing with the lamination technique
- Wide range of applications
- Base material: open weave
- Rubber adhesive
- High tear resistance
- High adhesive strength



### Technical data

Article number	Length	Width	Colour	Order unit
627B1=19	50 m	19 mm	Raw white	Roll
627B1=25	50 m	25 mm	Raw white	Roll
627B1=50	50 m	50 mm	Raw white	Roll

### Practical recommendation

- Subsequent inscription on 627B1 linen adhesive tape is possible, so that it is suitable for labelling.



## 627B2 Monofilament adhesive tape

- For securing prosthetic sockets
- Fibreglass-reinforced PP adhesive tape
- Rubber adhesive
- Extremely high resistance to tearing



### Technical data

Article number	Length	Width	Colour	Order unit
627B2=19	50 m	19 mm	Transparent	Roll
627B2=25	50 m	25 mm	Transparent	Roll



## 627B6 Crepe adhesive tape

- For taping off specific areas in order to isolate them during coating and isolation tasks, e.g. SuperSkin
- For temporary fixation
- Base material: special paper
- Rubber adhesive
- Good adhesion on various surfaces
- Easy to tear by hand
- Markable



### Technical data

Article number	Length	Width	Colour	Order unit
627B6=15	50 m	15 mm	Chamois	Roll
627B6=30	50 m	30 mm	Chamois	Roll



### 633D5 Double-sided adhesive tape

- For inner socket – outer frame connection, for example
- Not suitable for reinforcement materials
- Base material: PE sheeting
- Double-sided acrylic adhesive material
- Transparent (covered with red separating film)
- Good frame fixation (no hook-and-loop closure required)
- High adhesive strength on various materials, such as plastics
- Good temperature resistance



**Technical data**

Article number	Length	Width	Colour	Order unit
633D5=19	50 m	19 mm	Transparent	Roll
633D5=50	50 m	50 mm	Transparent	Roll

**Processing and usage examples**



Clean the surfaces that are to be bonded (here the inner socket and the frame) with 634A58 isopropyl alcohol. Cut 633D5 doubled-sided adhesive tape to the required length.



Position precut adhesive tape in the corresponding locations and press into place.



Join and position the frame and inner socket. Compress the inner socket and remove the red protective film from the double-sided adhesive tape. Firmly press the two components together at the locations being bonded.



### 646F351 Lamination resins poster





# Prepreg technology.

The term “prepreg” is derived from the word “pre-impregnated”. Prepreg incorporates the processing of pre-impregnated base materials, such as carbon fibres impregnated with epoxy resin. In orthopaedic technology, prepreg is suitable for the fabrication of high-strength, lightweight orthotic and prosthetic components. Thanks to an optimal balance of base materials and resin content as well as accelerated handling processes using special curing temperatures, our prepreg materials ensure increased workflow efficiency.

In addition to thermoset prepregs, Ottobock offers thermoplastic prepregs (TPC) for high-strength, very thin orthoses on a thermoplastic material basis. They are subsequently thermoformable under pressure, weldable with components having the same matrix and have no special storage requirements (e.g. no cooling).

The Ottobock prepreg line also includes numerous raw and auxiliary materials required for processing.



## 646M39 Sample set of carbon profile bars

- 3 carbon profile bars (0°, 45° und 90°)
- The mechanical properties of the carbon fabric are dependent on the direction in which a force is applied. Under tensile load in the warp or weft direction, woven fabrics stretch only slightly. But if the tensile load is applied diagonally, e.g. at an angle under 45°, woven carbon fabrics are highly stretchable. The direction of the fibres should be adjusted according to the load.

### Technical data

Article number
----------------

646M39
--------

### Information material

646A174=GB	prepreg technology product information
------------	---



## 616B10 Carbon fibre cloth prepreg

- For fabricating lightweight and dynamic carbon components, such as orthoses
- Problem-free fabrication of flexible to rigid orthosis designs
- Impregnated with epoxy resin
- High tensile strength and compressive strength
- Suitable for surfaces



### Information material

646A174=GB	Prepreg technology product information
------------	---

### Technical data

Article number	Length	Width	Fibre weight per unit area	Weave type	Resin content
616B10=5	5 m	1.25 m	280 g/m <sup>2</sup>	Twill 4/4	49 % by weight

- When stored at a temperature of -18 °C, prepregs can be processed for approximately 12 months; at room temperature, a maximum of 21 days. Freeze in moisture-proof sealed packaging; in order to avoid condensation, thaw to room temperature in moisture-proof sealed packaging. Each thawing and freezing cycle reduces the storage stability and degrades the quality significantly.
- Please note that this article must be cooled continuously at -18 °C. Due to the cold chain that must be maintained, the product may not be returned or exchanged.
- Shipping days: Monday, Tuesday, Wednesday



**Information material**

646A174=GB	Prepreg technology product information
------------	--

## 616B11 Carbon fibre prepreg, unidirectional

- For fabricating lightweight and dynamic carbon components, such as orthoses
- For increasing bending rigidity
- Problem-free fabrication of flexible to rigid orthosis designs
- Impregnated with epoxy resin
- High tensile strength and compressive strength
- Always embed in between webbings

**Technical data**

Article number	Length	Width	Fibre weight per unit area	Weave type	Resin content
616B11=5	5 m	0.3 m	300 g/m <sup>2</sup>	UD	37 % by weight

- When stored at a temperature of -18 °C, prepregs can be processed for approximately 12 months; at room temperature, a maximum of 21 days. Freeze in moisture-proof sealed packaging; in order to avoid condensation, thaw to room temperature in moisture-proof sealed packaging. Each thawing and freezing cycle reduces the storage stability and degrades the quality significantly.
- Please note that this article must be cooled continuously at -18 °C. Due to the cold chain that must be maintained, the product may not be returned or exchanged.
- Shipping days: Monday, Tuesday, Wednesday

**Information material**

646A174=GB	Prepreg technology product information
------------	--

## 616B13 Woven Aramid fibre prepreg


- For fabricating orthoses in prepreg technology
- For flexible seating tape
- Impregnated with epoxy resin
- Flexible and shape-retentive

**Technical data**

Article number	Length	Width	Weight per unit area	Weave type	Resin content
616B13=1	1 m	1.2 m	170 g/m <sup>2</sup>	Satin 1/3	50 % by weight


- When stored at a temperature of -18 °C, prepregs can be processed for approximately 12 months; at room temperature, a maximum of 21 days. Freeze in moisture-proof sealed packaging; in order to avoid condensation, thaw to room temperature in moisture-proof sealed packaging. Each thawing and freezing cycle reduces the storage stability and degrades the quality significantly.
- Shipping days: Monday, Tuesday, Wednesday





## 616B15 Woven Dyneema fibre prepreg

- For fabricating orthoses in prepreg technology
- For flaps and fasteners
- For flexible edge areas
- Impregnated with epoxy resin
- Highly flexible and strain-free



### Information material

646A174=GB	Prepreg technology product information
------------	--

### Technical data

Article number	Length	Width	Weight per unit area	Weave type	Resin content
616B15=1	1 m	1.25 m	160 g/m <sup>2</sup>	Twill 2/2	50 % by weight

- When stored at a temperature of -18 °C, prepregs can be processed for approximately 12 months; at room temperature, a maximum of 21 days. Freeze in moisture-proof sealed packaging; in order to avoid condensation, thaw to room temperature in moisture-proof sealed packaging. Each thawing and freezing cycle reduces the storage stability and degrades the quality significantly.
- Shipping days: Monday, Tuesday, Wednesday



## 616B65 Kraibon rubber

- For the fabrication of soft edges on orthoses
- Processing in combination with prepreg – no adhesive or mechanical joint required for a flexible edge
- Flowing transition between hard and soft material
- Excellent draping characteristics for easy moulding to the component
- Various materials thicknesses can be obtained with multiple layers
- Cut pieces of Kraibon rubber can be stored in the supplied pressure lock bag in a conventional freezer
- Can be combined with Ottobock reinforcement materials and prepregs



### Information material

646D1535=EN_INT	616B65 Kraibon rubber product brief
-----------------	-------------------------------------

### Product example



### Technical data

Article number	Packaging	Thickness of each blank	Package	Weight per unit area
616B65=2	28 blanks, 250 mm x 300 mm	0.5 mm	2 m <sup>2</sup>	520 g/m <sup>2</sup>

- When stored at a temperature of -18 °C, the Kraibon rubber can be processed for approximately 6 months; at room temperature, a maximum of 21 days. Freeze in moisture-proof sealed packaging; in order to avoid condensation, thaw to room temperature in moisture-proof sealed packaging. Each thawing and freezing cycle reduces the storage stability and degrades the quality significantly.
- Shipping days: Monday, Tuesday, Wednesday



#### Practical recommendation

- Cures only at temperature and in a vacuum
- No formation of sharp prepreg edges
- Not for processing with peel ply (low tear propagation strength)



**Information material**

646D1477=EN_MASTER	616B60 resin film product brief
--------------------	---------------------------------

## 616B60 Resin film

- Developed especially for fabricating exceptionally sturdy and lightweight prostheses and orthoses
- Lighter, thinner components with rigidity equal to that of components on acrylic resin basis
- On epoxy resin basis
- Clean and easy processing
- Excellent draping characteristics
- Resin quantity can be applied precisely
- Adjustable resin content
- Cut pieces of resin film can be stored in a conventional freezer
- Smaller storage volumes in freezer compared to prepreg
- Saves auxiliary materials (e.g. no additional fixing of reinforcing materials required)
- Can be combined with Ottobock reinforcement materials and prepregs

**Technical data**

Article number	Packaging	Package	Weight per unit area
616B60=2	23 foils at 300 x 300 mm per foil	2 m <sup>2</sup>	340 g/m <sup>2</sup>
616B60=5	56 foils at 300 x 300 mm per foil	5 m <sup>2</sup>	340 g/m <sup>2</sup>
616B60=10	112 foils at 300 x 300 mm per foil	10 m <sup>2</sup>	340 g/m <sup>2</sup>

- When stored at a temperature of -18 °C, the resin film can be processed for approximately 12 months; at room temperature, a maximum of 21 days. Freeze in moisture-proof sealed packaging; in order to avoid condensation, thaw to room temperature in moisture-proof sealed packaging. Each thawing and freezing cycle reduces the storage stability and degrades the quality significantly.
- Shipping days: Monday, Tuesday, Wednesday

**i** **Practical recommendation**

- The optimal processing temperature is between 20 °C and 23 °C.
- Make sure the processing area is dry and free of dust, talcum and grease.
- The resin content of the laminate should be at least 50% by weight. For this reason, please pay attention to the weight per unit area of your reinforcement material.
- We recommend using the 633T18 cooling spray to make it easier to remove the protective film from the resin film. Spray the edge of the protective film lightly for this purpose.
- For the first layer, apply spray adhesive to the laminating tool.
- Cure for 4 h under vacuum in a 130 °C oven.




## 633T18 Cooling spray

- Device for loosening the covering film on prepregs
- Device for loosening the covering film on 616B60 resin film
- Useful for demoulding components
- For immediate cooling of smaller areas or parts
- Possible temperature as low as -48 °C depending on spray duration
- Very rapid evaporation with no residue
- Good cleaning effect
- No detrimental influences on plastics or insulating materials

**Technical data**

Article number	Net contents
633T18	400 ml



**Information material**

646F351=EN\_MASTER Lamination resins poster

## 616G12 Orthopox woven carbon fibre

- Reinforcement fibres for 617H5 Orthopox epoxy resin and 616B60 resin film
- Not for use with acrylic resins
- No fraying of the fibres
- No double-sided adhesive tape required

**Technical data**

Article number	Length	Width
616G12=H5.1	1 m	1.20 m
616G12=H5.5	5 m	1.20 m



**Information material**

646F351=EN\_MASTER Lamination resins poster

## 616G181 Orthopox woven flex

- Reinforcement fibres for 617H5 Orthopox epoxy resin and 616B60 resin film
- Not for use with acrylic resins
- Dyneema substitute with better resin adhesion
- Protects against breakage
- Very good post-processing characteristics (e.g. sanding)

**Technical data**

Article number	Length	Width
616G181=H5.2	2 m	1.25 m



## 99B71 PVC bags, clear

- For working with epoxy resin, prepreg and resin film
- Foaming for functional cosmeses, e.g. with PU foams
- Sizes available for all amputation and orthosis types
- Easy to weld with the 756E1 hand sealing iron
- Can be bonded with 616F10 double-sided PVC adhesive tape
- High resistance to tearing

**Technical data**

Article number	For the fabrication of	Length	Width	Height	Order unit	Package contents
99B71=62X11X4	Upper limb prostheses	62 cm	11 cm	4 cm	Package	10 piece(s)
99B71=67X17X6	Soft inner sockets and transtibial prostheses	67 cm	17 cm	6 cm	Package	10 piece(s)
99B71=67X24X7	Thigh sleeves/trans-femoral prostheses	67 cm	24 cm	7 cm	Package	10 piece(s)
99B71=130X22X5	KAFO	130 cm	22 cm	5 cm	Package	10 piece(s)
99B71=130X26X5	KAFO	130 cm	26 cm	5 cm	Package	10 piece(s)

**i Practical recommendation**  
 • Thermoformable.



## 616B16 Peel ply fabric with marker threads

- Processing aid for T.P.C
- Surface protection during lamination work
- Leads to rough, clean surface that is optimally suited for further coating, bonding or painting
- Facilitates optimum strength values
- Excessive resin can escape via the peel ply fabric during the curing phase
- The peel ply fabric can be easily peeled off after curing



### Information material

646A174=GB	Prepreg technology product information
646T757=EN	Technical information   T.P.C and T.P.C Textil

### Technical data

Article number	Length	Width	Weight per unit area	Weave type
616B16=2	2 m	0.5 m	83 g/m <sup>2</sup>	Plain weave



## 81A1 Nylon stockinette

- For plaster casting, e.g. for KAFOs
- Suitable as a filter and final layer for laminating
- For reinforcing Pastasil
- For vacuum technique with Chlorosil
- Polyamide
- Especially elastic
- Not pre-impregnated



### Technical data

Article number	Length	Width	Weight
81A1=8	101.5 m	8 cm	1 kg
81A1=10	84.6 m	10 cm	1 kg
81A1=12	67.8 m	12 cm	1 kg
81A1=15	52.5 m	15 cm	1 kg
81A1=20	48 m	20 cm	1 kg

- i Practical recommendation**  
 • Individually adaptable and weldable.

### Processing and usage examples



#### Application example – vacuum forming in orthotics

Pull 81A1 nylon stockinette over the plaster model, cut to length so it is twice the size of the model, twist off and fold back again.



#### Application example – vacuum forming in prosthetics

Pre-tension the 81A1 nylon stockinette, twist it and then secure it with combination pliers. Using a pair of scissors, cut off the end of the seam. Using the flame of a cigarette lighter, weld the cut surface and then immediately smoothen the weld seam.




With the welded seam turned inwards, pull the sock over the model.



## 623T3 Perlon® stockinette, white

- For fabricating laminates
- Knitted fabric
- Finely meshed
- Good stretching properties
- Good shaping
- Smooth surface after laminating
- Suitable for surfaces



### Information material

646A174=GB	Prepreg technology product information
------------	--

### Technical data


Article number	Length	Width	Weight
623T3=4	45.4 m	4 cm	0.5 kg
623T3=6	27.7 m	6 cm	0.5 kg
623T3=8	20.8 m	8 cm	0.5 kg
623T3=10	37 m	10 cm	1 kg
623T3=12	33.3 m	12 cm	1 kg
623T3=15	27 m	15 cm	1 kg
623T3=20	20 m	20 cm	1 kg
623T3=25	13.5 m	25 cm	1 kg
623T3=30	11.1 m	30 cm	1 kg
623T3=35	10.2 m	35 cm	1 kg
623T3=40	8.8 m	40 cm	1 kg

Perlon® is a registered trademark of Perlon-Monofil GmbH.



## 616G60 Compoflex® 250 absorbent fleece

- Breathable, microporous absorbent fleece
- Low resin absorption
- Smooth functional side replaces the perforated sheeting
- 100% polypropylene
- Self-separating
- Processing temperature: 140 °C (convection oven)



### Information material

646A174=GB	Prepreg technology product information
------------	--

### Technical data

Article number	Length	Width	Resin capacity
616G60=1X5	5 m	1 m	810 cm <sup>3</sup> /m <sup>2</sup>

**i** **Practical recommendation**  
 • Not for laminating.

Compoflex® is a registered trademark of Fibertex.



## 616G61 Compoflex® SB 250 absorbent fleece

- Breathable, microporous absorbent fleece with peel ply fabric surface structure
- Low resin absorption
- Fabric-structured side replaces the peel ply fabric and perforated sheeting
- 100% polypropylene
- Self-separating
- Processing temperature: 140 °C (convection oven)



### Information material

646A174=GB	Prepreg technology product information
------------	--

### Technical data

Article number	Length	Width	Resin capacity
616G61=1X5	5 m	1 m	810 cm <sup>3</sup> /m <sup>2</sup>

- i** **Practical recommendation**  
• Not for laminating.

Compoflex® is a registered trademark of Fibertex.



## 99B81 PVA bags

- For working with lamination resins as well as prepreg and resin film
- Sizes available for all amputation and orthosis types
- Film adapts to contours extremely well
- Easy to weld with the 756E1 hand sealing iron
- Good stretching properties
- High resistance to tearing

### Technical data

Article number	For the fabrication of	Length	Width	Height	Thickness	Order unit	Package contents
99B81=60X11X4	Upper limb prostheses	60 cm	11 cm	4 cm	0.08 mm	Package	10 piece(s)
99B81=70X19X5	Soft-walled inner sockets and transtibial prostheses	70 cm	19 cm	5 cm	0.08 mm	Package	10 piece(s)
99B81=70X27X5	Thigh sleeves/transfemoral prostheses	70 cm	27 cm	5 cm	0.08 mm	Package	10 piece(s)
99B81=100X12X4	Upper limb prostheses	100 cm	12 cm	4 cm	0.08 mm	Package	10 piece(s)
99B81=100X19X5	Transtibial prostheses	100 cm	19 cm	5 cm	0.08 mm	Package	10 piece(s)
99B81=100X26X5	Transfemoral prostheses	100 cm	26 cm	5 cm	0.08 mm	Package	10 piece(s)
99B81=100X30X5	Transfemoral prostheses	100 cm	30 cm	5 cm	0.08 mm	Package	10 piece(s)
99B81=100X36X5	Transfemoral prostheses	100 cm	36 cm	5 cm	0.08 mm	Package	10 piece(s)
99B81=120X50X10	Hip disarticulation	120 cm	50 cm	10 cm	0.08 mm	Package	10 piece(s)
99B81=130X19X5	KAFO	130 cm	19 cm	5 cm	0.08 mm	Package	10 piece(s)
99B81=130X22X5	KAFO	130 cm	22 cm	5 cm	0.08 mm	Package	10 piece(s)
99B81=130X26X5	KAFO	130 cm	26 cm	5 cm	0.08 mm	Package	10 piece(s)

### Information material

646A174=GB	Prepreg technology product information
------------	--



**Information material**

646D1847=EN_INT	Product Brief PVA-Bags
-----------------	------------------------

## 99B81=\*-1 PVA bags extra thick

- For working with lamination resins as well as prepreg and resin film


**Technical data**

Article number	For the fabrication of	Length	Width	Height	Thickness	Order unit	Package contents
99B81=100X12X4-1	Arm prostheses	100 cm	12 cm	4 cm	0.1 mm	Package	10 piece(s)
99B81=100X19X5-1	Transibial prostheses	100 cm	19 cm	5 cm	0.1 mm	Package	10 piece(s)
99B81=100X26X5-1	Transfemoral prostheses	100 cm	26 cm	5 cm	0.1 mm	Package	10 piece(s)
99B81=100X30X5-1	Transfemoral prostheses	100 cm	30 cm	5 cm	0.1 mm	Package	10 piece(s)
99B81=100X36X5-1	Transfemoral prostheses	100 cm	36 cm	5 cm	0.1 mm	Package	10 piece(s)
99B81=120X50X10-1	Hip disarticulation	120 cm	50 cm	10 cm	0.1 mm	Package	10 piece(s)
99B81=130X19X5-1	KAFO	130 cm	19 cm	5 cm	0.1 mm	Package	10 piece(s)
99B81=130X22X5-1	KAFO	130 cm	22 cm	5 cm	0.1 mm	Package	10 piece(s)
99B81=130X26X5-1	KAFO	130 cm	26 cm	5 cm	0.1 mm	Package	10 piece(s)
99B81=60X11X4-1	Arm prostheses	60 cm	11 cm	4 cm	0.1 mm	Package	10 piece(s)
99B81=70X19X5-1	Soft-walled inner sockets and transibial prostheses	70 cm	19 cm	5 cm	0.1 mm	Package	10 piece(s)
99B81=70X27X5-1	Thigh sleeves/transfemoral prostheses	70 cm	27 cm	5 cm	0.1 mm	Package	10 piece(s)



**Practical recommendation**

- Soak all film components uniformly.
- To soak the PVA bags, please use a clean, damp towel.



## 636D3 Adhesive tape for vacuum technique

- For fixation in conjunction with the lamination technique
- Used in the prepreg technique
- Wide range of applications
- Base material: PE sheeting
- Silicone adhesive agent
- Temperature-stable up to approx. 200 °C



**Technical data**

Article number	Length	Width	Colour	Order unit
636D3	66 m	25 mm	Blue	Roll



## 636D14 Polyester adhesive tape

- Temperature-stable adhesive tape (to 200 °C) for vacuum technology
- Base material: polyester
- Water-resistant bonding
- Can be peeled off any time



### Technical data

Article number	Length	Width	Thickness	Colour
636D14	66 m	25 mm	50 µm	Red

### Information material

646A174=GB	Prepreg technology product information
------------	--



## 636K38 Vacuum sealing tape

- For adhering vacuum sheeting of all types to the edge of a mould
- Permanently elastic, heat-resistant sealing tape (to 205 °C) made of synthetic rubber
- Basis for a stable vacuum
- Can be easily removed from the mould



### Technical data

Article number	Length	Width	Colour
636K38	9 m	12 mm	Yellow

### Information material

646A174=GB	Prepreg technology product information
------------	--



## 620P3 Rubber cork

- For applications in orthopaedics and shoe technology
- Heat-resistant
- Elastic
- High resilience
- Resistant against frictional wear
- Impermeable to liquids
- Not thermoformable



### Information material

646A174=GB	Prepreg technology product information
------------	--

### Technical data

Article number	Length	Width	Thickness
620P3=2	1,000 mm	500 mm	2 mm
620P3=3	1,000 mm	500 mm	3 mm
620P3=4	1,000 mm	500 mm	4 mm
620P3=5	1,000 mm	500 mm	5 mm
620P3=6	1,000 mm	500 mm	6 mm
620P3=8	1,000 mm	500 mm	8 mm



### Practical recommendation

- Suitable for prepreg technology as a separating layer for padding.





## 636N9 Contact adhesive

- For adhering flexible materials
- Especially for bonding profiled rubber, wooden materials, laminated boards, veneer and plastic edges, rubber, leather, felt, fabric, cork, flexible foam, hard PVC, metal and ceramics
- The proven classic for the workshop
- Wide range of applications
- Not suitable for Styrofoam and soft PVC
- 634A6 suitable as a thinner
- Base: methyl acetate
- Short drying time
- Good resistance to ageing
- Temperature-resistant to approx. 100 °C



### Information material

646F297=GB	Adhesives, putties, varnishes and thinners poster
646A174=GB	Prepreg technology product information

### Technical data

Article number	Net contents	Colour
636N9=0.660	0.66 kg	Yellowish
636N9=4.500	4.5 kg	Yellowish

### Practical recommendation

- Stir before use. The surfaces/components that are to be adhered to one another must be dry and free of dust, oil and grease.
- We recommend roughening the surface of rubber, thermosets and similar materials.
- Apply contact adhesive to both surfaces that are to be bonded. After a drying time of 5–20 minutes (depending on the thickness of the adhesive and the temperature), press the parts together briefly and firmly.
- Contact adhesive may not be stored below +10 °C or above +25 °C. The containers must be protected from direct sunlight and heat. When kept in a cool, dry place, the unopened original containers can be stored for at least 1 year.



## 627B3 Fibreglass grid adhesive tape

- Partial reinforcement of vacuum sheeting
- Venting aid
- Non-elastic fibreglass weave
- High resistance to tearing
- Self-adhesive on both sides



### Technical data

Article number	Length	Width	Weight per unit area	Colour
627B3=50	100 m	50 mm	55 g/m <sup>2</sup>	White

### Information material



646A174=GB	Prepreg technology product information
------------	--



## 633W8 Wax

- For insulating joints, components and dummies
- Excellent separating effect
- Easy to process

### Technical data

Article image	Article number	Net contents
	633W8=12.2	12.2 g
	633W8	425 g

### Information material

646A174=GB	Prepreg technology product information
------------	--





## 617R15 T.P.C woven carbon fibre

- For high-strength, very thin orthoses on a thermoplastic material basis
- Matrix: TPU
- Type of fibre: carbon
- Can be thermoformed under pressure
- High tensile strength
- Suitable for surfaces
- Suitable for painting
- Potentially adhesive
- Can be welded with components of the same matrix
- Clean processing
- No special storage requirements (e.g. no cooling)
- Moderate thermoforming temperature: approx. 220 °C

### Technical data

Article number	Thickness	Packaging	Area	Fibre weight per unit area	Weave type	Fibre content	Resin content
617R15=2	Approx. 0.25 mm	6 Sheets at 1000 x 430 mm per sheet	2.58 m <sup>2</sup>	200 g/m <sup>2</sup>	Twill 2/2	60 % by weight	40 % by weight

### Information material

646F265=EN_INT	Thermoplastics poster
646A174=GB	Prepreg technology product information
646T757=EN	Technical information   T.P.C and T.P.C Textil



## 617R18 T.P.C textile

- For prostheses and orthoses on a PP thermoplastic material basis
- Can be used as reinforcement for ThermoLyn PP-H (article number 616T20=\*) as well as in the orthopaedic footwear specialism
- Matrix: polypropylene
- Type of fibre: aramid
- Can be thermoformed under pressure
- High tensile strength
- Suitable for surfaces
- Can be welded with components of the same matrix
- Clean processing
- No cooling required, but store UV protected
- Moderate thermoforming temperature: approx. 220 °C

### Technical data

Article number	Length	Width	Fibre weight per unit area	Weave type
617R18=50X2	2 m	50 mm	400 g/m <sup>2</sup>	Twill 2/2
617R18=100X2	2 m	100 mm	400 g/m <sup>2</sup>	Twill 2/2

### Practical recommendation

- The 617R18 T.P.C textile is particularly easy to process with the 755E62 and 755E5 Ottobock vacuum forming devices.

### Information material

646D1446=EN_INT	617R18 T.P.C textile product brief
646F265=EN_INT	Thermoplastics poster
646T757=EN	Technical information   T.P.C and T.P.C Textil



## 616F27 Silicone film

- Processing aid for T.P.C
- Generation of a prevacuum between an upper and lower film
- For fixing during heating and forming
- Thermally stable
- Highly elastic
- Processing temperature: max. 240 °C

### Technical data

Article number	Length	Width	Thickness	Colour
616F27=5000X1000	5,000 mm	1,000 mm	1 mm	Transparent

### Information material

646A174=GB	Prepreg technology product information
646T757=EN	Technical information   T.P.C and T.P.C Textil




## 616F26 Silicone film

- Processing aid for T.P.C
- Generation of a prevacuum between an upper and lower film
- For fixing during heating and forming
- As separating film for the controlled partial welding of thermoplastics
- Thermally stable
- Limited elasticity
- Processing temperature: max. 240 °C

### Technical data

Article number	Length	Width	Thickness	Colour
616F26=5000X1200	5,000 mm	1,200 mm	0.5 mm	Red-brown



## 636D3 Adhesive tape for vacuum technique

- For fixation in conjunction with the lamination technique
- Used in the prepreg technique
- Wide range of applications
- Base material: PE sheeting
- Silicone adhesive agent
- Temperature-stable up to approx. 200 °C



### Technical data

Article number	Length	Width	Colour	Order unit
636D3	66 m	25 mm	Blue	Roll



## 636D14 Polyester adhesive tape

- Temperature-stable adhesive tape (to 200 °C) for vacuum technology
- Base material: polyester
- Water-resistant bonding
- Can be peeled off any time



### Technical data

Article number	Length	Width	Thickness	Colour
636D14	66 m	25 mm	50 µm	Red

### Information material

646A174=GB	Prepreg technology product information
------------	--



## 617H46 Bonding agent

- Universally applicable for sealants, adhesives, coatings
- For bonding and repairing vulcanised silicone rubber
- For sealing valves
- For making a vacuum bag out of 616F26 or 616F27 silicone film
- Pasty consistency
- Outstanding adhesive properties

### Technical data

Article number	Net contents	Colour
617H46	90 ml	Transparent



### Practical recommendation

- During processing, a thin skin will form on the surface of the adhesive after one minute. Any shaping of the silicone adhesive must be completed before this skin starts to form. A wetted modelling instrument or an ice cube have proven useful in shaping transitions.

### Information material

646A174=GB	Prepreg technology product information
------------	--



## 616B16 Peel ply fabric with marker threads

- Processing aid for T.P.C
- Surface protection during lamination work
- Leads to rough, clean surface that is optimally suited for further coating, bonding or painting
- Facilitates optimum strength values
- Excessive resin can escape via the peel ply fabric during the curing phase
- The peel ply fabric can be easily peeled off after curing



### Information material

646A174=GB	Prepreg technology product information
646T757=EN	Technical information   T.P.C and T.P.C Textil

### Technical data

Article number	Length	Width	Weight per unit area	Weave type
616B16=2	2 m	0.5 m	83 g/m <sup>2</sup>	Plain weave



## 616F28 Separating film

- Processing aid for T.P.C
- Makes a glossy, clean surface that is optimally suited for further coating or painting
- Thermally stable
- Elongation at break: 300% +/-10%
- Tensile strength of 24 N/mm<sup>2</sup>
- Processing temperature: max. 260 °C
- Can be easily peeled off after curing

### Technical data

Article number	Length	Width	Thickness	Colour
616F28=10000X1220	10000 mm	1,220 mm	0.013 mm	Red

### Information material

646A174=GB	Prepreg technology product information
646T757=EN	Technical information   T.P.C and T.P.C Textil



## 616G6 DACRON® felt

- For venting T.P.C layers between the upper and lower silicone films
- As a filler for reinforcement, for bulges, ischial supports etc.
- Good ventilation of laminates
- Good absorption of all Ottobock lamination resins
- Sewable
- Smooth surface after laminating




### Information material

646A174=GB	Prepreg technology product information
646T757=EN	Technical information   T.P.C and T.P.C Textil

### Technical data

Article number	Length	Width	Thickness, dry
616G6=1X1	1 m	930 mm	3 mm
616G6=1X2	2 m	930 mm	3 mm
616G6=1X5	5 m	930 mm	3 mm
616G6=1X10	10 m	930 mm	3 mm
616G6=1X30	30 m	930 mm	3 mm
616G6=1X50	50 m	930 mm	3 mm

DACRON® is a registered trademark of Invista.





# Elastomers.

The use of silicones in orthopaedic technology has now reached a comprehensive stage. Applications range from the fabrication of high-quality, aesthetic finger and hand prostheses to functional, cosmetic partial foot prostheses to the manufacture of hygienic orthoses and perfectly fitting facial masks for scar compression fittings. Silicones can also be used for liners and socket comfort.

Ottobock uses silicone in its compression products, thus combining outstanding material properties with targeted pressure application. By individually adapting the compression product to the patient's unique anatomy, even concave parts such as the palm of the hand can be modelled with silicone without overtensioning. Silicone also maintains the moisture in the skin. Irritated scar tissue areas can regain their elasticity and flexibility without the use of additional creams. The material also retains its form and flexibility independent of any strain placed on it. As a result, consistently high pressure is generated and maximum compression benefits are assured, even during extended application.

In addition to the various treatment options, Ottobock also offers all the other materials required for professionally processing silicones.



## 617H43 Silicone rubber

- For fabricating soft-walled sockets
- Hardness approx. 25° Shore A
- The Shore hardness can be varied by mixing with 617H44 silicone rubber
- Rapid vulcanisation at room temperature (about 1 hour at 20 °C)
- Resistant to detergent and temperatures up to 180 °C
- Hygienic

### Technical data

Article number	Net contents
617H43=0.900	0.9 kg
617H43=4.600	4.6 kg



## 617H44 Silicone rubber

- For fabricating pads and end bearing cushions
- Hardness approx. 5° Shore A
- The Shore hardness can be varied by mixing with 617H43 silicone rubber
- Rapid vulcanisation at room temperature (about 1 hour at 20 °C)
- Resistant to detergent and temperatures up to 180 °C
- Hygienic

### Technical data

Article number	Net contents
617H44=0.900	0.9 kg
617H44=4.600	4.6 kg



### Practical recommendation

- Because of its silicone structure, the mixture can be applied partially elevated, e.g. as padding over bony prominences.



## 617H45 Catalyst

- Catalyst for 617H43 silicone rubber and 617H44 silicone rubber

### Technical data

Article number	Net contents
617H45=0.100	0.1 kg
617H45=1	1 kg

- ½ - 1 parts resin colour paste, as necessary

### Mixing ratio

Silicone rubber	Catalyst 617H45
90	10



## 617H47 Stabiliser

- Stabiliser for 617H43 silicone rubber and 617H44 silicone rubber

### Technical data

Article number	Net contents
617H47=0.100	0.1 kg
617H47=5	5 kg





## Information material

646A174=GB	Prepreg technology product information
------------	--

## 99B81 PVA bags

- For working with lamination resins as well as prepreg and resin film
- Sizes available for all amputation and orthosis types
- Film adapts to contours extremely well
- Easy to weld with the 756E1 hand sealing iron
- Good stretching properties
- High resistance to tearing

## Technical data

Article number	For the fabrication of	Length	Width	Height	Thick-ness	Order unit	Package contents
99B81=60X11X4	Upper limb prostheses	60 cm	11 cm	4 cm	0.08 mm	Package	10 piece(s)
99B81=70X19X5	Soft-walled inner sockets and transtibial prostheses	70 cm	19 cm	5 cm	0.08 mm	Package	10 piece(s)
99B81=70X27X5	Thigh sleeves/transfemoral prostheses	70 cm	27 cm	5 cm	0.08 mm	Package	10 piece(s)
99B81=100X12X4	Upper limb prostheses	100 cm	12 cm	4 cm	0.08 mm	Package	10 piece(s)
99B81=100X19X5	Transtibial prostheses	100 cm	19 cm	5 cm	0.08 mm	Package	10 piece(s)
99B81=100X26X5	Transfemoral prostheses	100 cm	26 cm	5 cm	0.08 mm	Package	10 piece(s)
99B81=100X30X5	Transfemoral prostheses	100 cm	30 cm	5 cm	0.08 mm	Package	10 piece(s)
99B81=100X36X5	Transfemoral prostheses	100 cm	36 cm	5 cm	0.08 mm	Package	10 piece(s)
99B81=120X50X10	Hip disarticulation	120 cm	50 cm	10 cm	0.08 mm	Package	10 piece(s)
99B81=130X19X5	KAFO	130 cm	19 cm	5 cm	0.08 mm	Package	10 piece(s)
99B81=130X22X5	KAFO	130 cm	22 cm	5 cm	0.08 mm	Package	10 piece(s)
99B81=130X26X5	KAFO	130 cm	26 cm	5 cm	0.08 mm	Package	10 piece(s)



## Information material

646D1847=EN_INT	Product Brief PVA-Bags
-----------------	------------------------

## 99B81=\*-1 PVA bags extra thick

- For working with lamination resins as well as prepreg and resin film

## Technical data

Article number	For the fabrication of	Length	Width	Height	Thick-ness	Order unit	Package contents
99B81=100X12X4-1	Arm prostheses	100 cm	12 cm	4 cm	0.1 mm	Package	10 piece(s)
99B81=100X19X5-1	Transtibial prostheses	100 cm	19 cm	5 cm	0.1 mm	Package	10 piece(s)
99B81=100X26X5-1	Transfemoral prostheses	100 cm	26 cm	5 cm	0.1 mm	Package	10 piece(s)
99B81=100X30X5-1	Transfemoral prostheses	100 cm	30 cm	5 cm	0.1 mm	Package	10 piece(s)
99B81=100X36X5-1	Transfemoral prostheses	100 cm	36 cm	5 cm	0.1 mm	Package	10 piece(s)
99B81=120X50X10-1	Hip disarticulation	120 cm	50 cm	10 cm	0.1 mm	Package	10 piece(s)
99B81=130X19X5-1	KAFO	130 cm	19 cm	5 cm	0.1 mm	Package	10 piece(s)
99B81=130X22X5-1	KAFO	130 cm	22 cm	5 cm	0.1 mm	Package	10 piece(s)
99B81=130X26X5-1	KAFO	130 cm	26 cm	5 cm	0.1 mm	Package	10 piece(s)
99B81=60X11X4-1	Arm prostheses	60 cm	11 cm	4 cm	0.1 mm	Package	10 piece(s)
99B81=70X19X5-1	Soft-walled inner sockets and transtibial prostheses	70 cm	19 cm	5 cm	0.1 mm	Package	10 piece(s)
99B81=70X27X5-1	Thigh sleeves/transfemoral prostheses	70 cm	27 cm	5 cm	0.1 mm	Package	10 piece(s)

**i** **Practical recommendation**

- Soak all film components uniformly.
- To soak the PVA bags, please use a clean, damp towel.



## Information material

646A174=GB	Prepreg technology product information
------------	--

## 617H46 Bonding agent

- Universally applicable for sealants, adhesives, coatings
- For bonding and repairing vulcanised silicone rubber
- For sealing valves
- For making a vacuum bag out of 616F26 or 616F27 silicone film
- Pasty consistency
- Outstanding adhesive properties

## Technical data

Article number	Net contents	Colour
617H46	90 ml	Transparent

**i** **Practical recommendation**

- During processing, a thin skin will form on the surface of the adhesive after one minute. Any shaping of the silicone adhesive must be completed before this skin starts to form. A wetted modelling instrument or an ice cube have proven useful in shaping transitions.





## 519L5 Silicone parting agent

- For parting, gliding and lubricating
- Protects rubber, plastics and elastomers from becoming brittle
- Compact and solvent-free
- CFC-free



### Technical data

Article number	Net contents
519L5	0.4 l



## 636K11 Cyamet quick-drying adhesive (superglue)

- For various applications
- Possible material combinations that can be bonded among each other: polyethylene, polypropylene, rubber, leather, cork and metal
- For bonding silicone rubber with acrylic resin laminates
- Basis: ethyl
- Short curing time
- Moisture speeds up curing
- High mechanical strength



### Information material

646F297=GB	Adhesives, putties, varnishes and thinners poster
------------	---

### Technical data

Article number	Net contents	Colour
636K11	20 g	Transparent



## 636K36 Cyanoacrylate quick-drying adhesive as dosage pen

- For various applications
- Possible material combinations that can be bonded among each other: polyethylene, polypropylene, rubber, leather, cork and metal
- Basis: ethyl
- Dosage pen with screw cap enables accurate gluing with the right dosage
- Medium viscosity
- Fast-curing standard type



### Information material

646F297=GB	Adhesives, putties, varnishes and thinners poster
------------	---

### Technical data

Article number	Net contents	Colour
636K36	30 g	Transparent

**Information material**

647G363	Instructions for use   642V15=1, 87A5
---------	---------------------------------------

## 642V15 Impresil kit with case

- For producing flexible and clean impressions
- Can be used for taking impressions and correcting trial fittings on the patient in many areas, including finger prostheses, partial hand prostheses, scar compression masks and gloves, forefoot prostheses, transfemoral and transtibial prostheses, liners as well as orthoses
- Enables taking a highly detailed impression of the area in question
- Clean processing under all ambient conditions
- Does not adhere to skin and hair, therefore easy to demould
- Unlike plaster bandages, does not leave residues on the skin
- Can be finished
- Can be sanded
- Saves time and material
- Refillable
- No irritants or allergens, therefore suitable for use on unbroken skin (no open wounds)

**Technical data**

Article number	Shore hardness	Package contents
642V15=1	30° Shore A	1 dispenser, 5 cartridges, 75 ml each (component A and component B), 20 static mixers

**Practical recommendation**

- To prevent the material from dripping, apply a maximum of 5 mm to vertical surfaces during each process step.
- The processing time can be extended by cool storage.

**Processing and usage examples**

Compensation of shape and volume differences in the trial phase of scar compression fittings.



Compensation of shape and volume differences in the trial phase of prosthetic sockets for the upper and lower limbs and in orthotics.



For taking impressions on the patient, e.g. partial hand/forefoot prostheses.

**Information material**

647G363	Instructions for use   642V15=1, 87A5
---------	---------------------------------------

## 87A5 Impresil refill set

**Technical data**

Article number	Package contents
87A5	5 cartridges, 75 ml each (component A and component B), 10 static mixers



## 756Y74 Refill pack: Impresil static mixer

- 756Y74 Refill pack for Impresil static mixer

### Technical data

Article number	Package contents
756Y74	100 static mixers

### Information material

647G363	Instructions for use   642V15=1, 87A5
---------	---------------------------------------



## 85H11 Pastasil

- For impressions on the patient, for copying models and fabricating trial prostheses
- Two-component RTV silicone material
- Medical grade silicone
- Fast-curing, processing time 2-5 minutes depending on room temperature
- Easy to sand
- Subsequent application on cured Pastasil is possible



### Technical data

Article number	Shore hardness	Net contents	Colour	Packaging
85H11=1	35° Shore A	2 × 0.5 kg	Beige	2 plastic containers
85H11=5	35° Shore A	2 × 2.5 kg	Beige	2 plastic containers

### Mixing ratio

Component A	Component B
1	1

### Processing and usage examples



Before processing 85H11 Pastasil, thoroughly wash and dry hands. Using protective gloves can impair the vulcanisation of silicones. Weigh Pastasil (equal parts of component A and B).



Stretch and fold both Pastasil components between the fingers several times until the two components form a mass of uniform colour.



Apply the mixed Pastasil in the corresponding places. Roughen these areas in advance and clean thoroughly with 634A58 isopropyl alcohol.

**Mixing ratio**

Component A	Component B
1	1

## 85P11 Chlorosil/Chlorosil catalyst

- For fabricating compression gloves, liners and other elastic fittings
- HTV silicone
- Components A + B (as a set)
- Rollable
- Heat-resistant
- High robustness of the hardened material
- Subsequent combination of Pastasil and Chlorosil is possible

**Technical data**

Article number	Shore hardness	Net contents
85P11=2	20° Shore A	2 × 1 kg
85P11=9.6	20° Shore A	2 × 4.8 kg

**i** **Practical recommendation**

- Both materials must be carefully weighed and mixed with each other. The resulting mass is repeatedly rolled in a silicone roller until a high level of intermixture has been reached. At the same time the roller gap is used to determine the thickness of the material.

**Mixing ratio**

Component A	Component B
1	1

## 85P21 Chlorosil/Chlorosil catalyst

- For fabricating forefoot prostheses, finger and partial hand prostheses and cosmetic covers
- HTV silicone
- Components A + B (as a set)
- Rollable
- Heat-resistant
- High robustness of the hardened material
- Subsequent combination of Pastasil and Chlorosil is possible

**Technical data**

Article number	Shore hardness	Net contents
85P21=2	35° Shore A	2 × 1 kg
85P21=9.6	35° Shore A	2 × 4.8 kg

**i** **Practical recommendation**

- Both materials must be carefully weighed and mixed with each other. The resulting mass is repeatedly rolled in a silicone roller until a high level of intermixture has been reached. At the same time the roller gap is used to determine the thickness of the material.

**Mixing ratio**

Component A	Component B
1	1

## 85P31 Chlorosil/Chlorosil catalyst

- For fabricating orthoses and scar treatment aids as well as reinforcements
- HTV silicone
- Components A + B (as a set)
- Rollable
- Heat-resistant
- High robustness of the hardened material
- Subsequent combination of Pastasil and Chlorosil is possible

**Technical data**

Article number	Shore hardness	Net contents
85P31=2	65° Shore A	2 × 1 kg
85P31=9.6	65° Shore A	2 × 4.8 kg

**i** **Practical recommendation**

- Both materials must be carefully weighed and mixed with each other. The resulting mass is repeatedly rolled in a silicone roller until a high level of intermixture has been reached. At the same time the roller gap is used to determine the thickness of the material.



## 616S5 BetaSil kit with case

- For customising a standard liner made of silicone
- For fabricating silicone pads
- Bonds with other silicones (85H11 Pastasil or 85P31 Chlorosil) and adheres to other plastics, provided these have a rough surface
- Two-component silicone
- Ready to use
- Clean processing under all ambient conditions
- Curing time is about 5 minutes so that sufficient processing time remains even on elaborate casts



material  
award

2011 gold

### Technical data

Article number	Shore hardness	Package contents
616S5=1	10° Shore A	1 dispenser, 3 cartridges (component A and component B), 15 static mixers

### Processing and usage examples



Reinforce the socket as usual, only leave out the area in question and reinforce with 616G26=150 polyester knit fabric, and laminate.



Apply 85H11 Pastasil dummy in the designated location. After curing, trim, sand and roughen on the outside. Also roughen the first cast and clean with 634A58 isopropyl alcohol. Position the Pastasil dummy and reinforce and over-laminate in the usual manner.



Remove the Pastasil dummy, cut the recess free and sand the socket brim. Position the socket on the plaster model or duplicating foam. Fill the resulting pocket with 616S5 BetaSil from the distal side to the proximal side, by introducing the static mixer into the pocket at the beginning all the way to the lower end of the pocket. After vulcanisation of the BetaSil insert, sand it and position it at the intended point in the socket.



## 616S6 BetaSil refill set



### Technical data

Article number	Package contents
616S6=1	3 cartridges (component A and component B), 15 static mixers



## 756Y75 Refill pack: BetaSil static mixer

### Technical data

Article number	Package contents
756Y75	100 static mixers



## 85H31 Kun Gel components A + B as a set

- For fabricating end bearing cushions and soft pads
- 0.5 l of component A and 0.5 l of component B (as a set)
- Silicone gels with very soft properties



### Technical data

Article number	Net contents
85H31	1 l

### Mixing ratio

Component A	Component B
1	1



## 89M2 Mixing block

- Block made of plasticised cardboard
- 150 mm x 210 mm

### Technical data

Article number	Weight	Order unit
89M2	0.24 kg	Piece



## 81A1 Nylon stockinette

- For plaster casting, e.g. for KAFOs
- Suitable as a filter and final layer for laminating
- For reinforcing Pastasil
- For vacuum technique with Chlorosil
- Polyamide
- Especially elastic
- Not pre-impregnated



### Technical data

Article number	Length	Width	Weight
81A1=8	101.5 m	8 cm	1 kg
81A1=10	84.6 m	10 cm	1 kg
81A1=12	67.8 m	12 cm	1 kg
81A1=15	52.5 m	15 cm	1 kg
81A1=20	48 m	20 cm	1 kg



### Practical recommendation

- Individually adaptable and weldable.

### Processing and usage examples




#### Application example – vacuum forming in orthotics

Pull 81A1 nylon stockinette over the plaster model, cut to length so it is twice the size of the model, twist off and fold back again.



#### Application example – vacuum forming in prosthetics

Pre-tension the 81A1 nylon stockinette, twist it and then secure it with combination pliers. Using a pair of scissors, cut off the end of the seam. Using the flame of a cigarette lighter, weld the cut surface and then immediately smoothen the weld seam.



With the welded seam turned inwards, pull the sock over the model.












## 87Z\* Fibersil

- For the three-dimensional colouring of silicones
- Coloured viscose fibres
- Intensive colours
- Large choice of colours

### Technical data









Article number	Net contents	Colour	
87Z1	75 g	White	
87Z2	75 g	Dark red	
87Z3	75 g	Yellow	
87Z4	75 g	Blue	
87Z5	75 g	Red	
87Z6	75 g	Black	
87Z7	75 g	Brown	



## 85Z\* Pigmisil

- For opaque colouring of silicones
- Pasty pigments
- Improved temperature stability
- Less sedimentation
- Intensive colours
- Large choice of colours

### Technical data

Article number	Net contents	Colour	
85Z1	25 g	White	
85Z2	25 g	Beige	
85Z3	25 g	Yellow	
85Z4	25 g	Blue	
85Z5	25 g	Red	
85Z6	25 g	Black	
85Z7	25 g	Rust brown	
85Z8	25 g	Buffalo brown	



## 83A2 Heptane

- Solvent for silicones
- For surface-etching unvulcanised Chlorosil 65° Shore A
- For cleaning



### Technical data

Article number	Net contents
83A2	0.25 l



## 83L1 Silicone primer

- Surface treatment for combination between silicones and other materials (plastic, metal)
- Good adhesion to the substrate
- Very good promotion of adhesion



### Technical data

Article number	Net contents
83L1	50 ml



## 84A1 Acrymed Poly

- For fabricating fingernails and toenails
- For fabricating substructures for maxillofacial prostheses
- For use with 84P1 Acrymed Mono
- Transparent acrylic powder

### Technical data

Article number	Net contents
84A1	75 g



## 84P1 Acrymed Mono

- For use with 84A1 Acrymed Poly
- Clear liquid acrylic monomer



### Technical data

Article number	Net contents
84P1	50 ml



## 84A3 Acryform Poly

- For fabricating moulded parts and placeholders
- For use with 84P3 Acryform Mono
- White acrylic powder
- High dimensional stability
- Non-sticky and ready for processing immediately
- Mixing time 20-25 seconds

### Technical data

Article number	Net contents
84A3	75 g



## 84P3 Acryform Mono

- For use with 84A3 Acryform Poly
- For the production of ductile acrylic moulding material
- Clear liquid acrylic monomer



### Technical data

Article number	Net contents
84P3	50 ml

- The mixing ratio depends on the field of application.





# Putties, adhesives, adhesive tapes and varnishes.

The range of adhesives for use in orthopaedic technology has become so varied that it has become quite difficult for technicians to make the right choice of adhesives for their working methods and application. Take advantage of our experience and expertise in the use of adhesives.

Modern adhesives result in a considerable quality improvement, especially in regards to the adhesive binding. Various characteristics can be achieved depending on the composition of the raw materials. In order to bond the greatest possible range of materials, Ottobock offers a large number of adhesives for all types of applications.



## 636K7 Orthocryl putty

- For fixing and filling a variety of materials
- For embedding bars in wood and plastic sockets
- In conjunction with 617P14 hardener paste
- Basis: solution of polyester resin in methyl methacrylate
- Easy to sand
- Rapid curing
- Good elasticity



### Technical data

Article number	Net contents	Colour
636K7=1	1 kg	grey

### Mixing ratio

Orthocryl putty 636K7	Hardener paste 617P14
100	3

### Information material

646F297=GB	Adhesives, putties, varnishes and thinners poster
------------	---



## 636K9 Akemi fast curing putty

- For fixing and filling a variety of materials
- For embedding bars in wood and plastic sockets
- In conjunction with 617P14 hardener paste
- Basis: unsaturated polyester resins dissolved in styrene
- Rapid curing
- Good adhesion
- Good elasticity



### Technical data

Article number	Net contents
636K9=1	1 kg

### Mixing ratio

Akemi fast curing putty 636K9	Hardener paste 617P14
100	3

### Information material

646F297=GB	Adhesives, putties, varnishes and thinners poster
------------	---



## 636K17 Lightweight putty

- For fixing and filling a variety of materials
- Especially well suited for narrowing sockets made of wood and synthetic materials
- Can be readily combined with all common materials in orthopaedic technology, e.g. wood, lamination resin, plastic
- The proven classic material
- In conjunction with 617P14 hardener paste
- Basis: unsaturated polyester resins dissolved in styrene with special lightweight fillers
- Can be coloured with Ottobock pigment pastes
- Very low density
- Easy to sand
- Rapid curing
- Good adhesion



### Technical data

Article number	Net contents
636K17=0.960	0.96 kg
636K17=1.940	1.94 kg

### Mixing ratio

Lightweight putty 636K17	Hardener paste 617P14
100	3

### Information material

646F297=GB	Adhesives, putties, varnishes and thinners poster
------------	---



### 636K40 Spray adhesive for joints that can be disassembled

- Can be repositioned
- Glued joints can be separated with thin adhesive application on one side only (permanent glued joint when application is heavy and/or on both sides)
- UV resistant
- No discolouration or curling, does not bleed through
- Thin, evenly distributed adhesive application
- High yield [about 13 sqm]



**Information material**

646F297=GB	Adhesives, putties, varnishes and thinners poster
------------	---

**Technical data**

Article number	Net contents	Colour
636K40	500 ml	Clear



### 636K41 Spray adhesive for permanent joints

- Versatile, high-yielding adhesive
- Fast processing
- Thin, evenly distributed adhesive application on one or both sides
- Adjustable spray widths
- Even, fine spray pattern with good resistance to water and ageing



**Information material**

646F297=GB	Adhesives, putties, varnishes and thinners poster
------------	---

**Technical data**

Article number	Net contents	Colour
636K41	500 ml	Beige



### 636N9 Contact adhesive

- For adhering flexible materials
- Especially for bonding profiled rubber, wooden materials, laminated boards, veneer and plastic edges, rubber, leather, felt, fabric, cork, flexible foam, hard PVC, metal and ceramics
- The proven classic for the workshop
- Wide range of applications
- Not suitable for Styrofoam and soft PVC
- 634A6 suitable as a thinner
- Base: methyl acetate
- Short drying time
- Good resistance to ageing
- Temperature-resistant to approx. 100 °C



**Information material**

646F297=GB	Adhesives, putties, varnishes and thinners poster
646A174=GB	Prepreg technology product information

**Technical data**

Article number	Net contents	Colour
636N9=0.660	0.66 kg	Yellowish
636N9=4.500	4.5 kg	Yellowish



**Practical recommendation**

- Stir before use. The surfaces/components that are to be adhered to one another must be dry and free of dust, oil and grease.
- We recommend roughening the surface of rubber, thermosets and similar materials.
- Apply contact adhesive to both surfaces that are to be bonded. After a drying time of 5–20 minutes (depending on the thickness of the adhesive and the temperature), press the parts together briefly and firmly.
- Contact adhesive may not be stored below +10 °C or above +25 °C. The containers must be protected from direct sunlight and heat. When kept in a cool, dry place, the unopened original containers can be stored for at least 1 year.





## 634A6 Thinner for 636N9 contact adhesive

- For thinning and as a cleaning agent for 636N9 contact adhesive



### Technical data

Article number	Net contents
634A6	0.8 kg



## 636W71 CP contact adhesive

- For flexible bonding, especially in orthopaedic technology
- 634A71 suitable as a thinner
- Basis: polychloroprene, colophonium
- Toluene-free
- Bonds common materials in orthopaedic technology
- Bonded joints are more flexible than with 636W72 CR contact adhesive
- Also suitable as a two-component system to increase resistance to thermal distortion



### Technical data

Article number	Net contents
636W71=4	4 kg

### Information material

646F297=GB Adhesives, putties, varnishes and thinners poster



#### Practical recommendation

- Lightly sand or roughen the materials; the surface must be free of grease and parting agents.
- Heavily brush the materials so a strong adhesive film can form.
- The drying process can be accelerated with heat.
- Depending on the material combination, the drying time is 10 – 60 minutes.
- After joining and pressing together the components, let them rest for a few hours.



## 636W72 CR contact adhesive

- For bonding, especially in orthopaedic footwear specialism and for industrial use
- Contact adhesive for leather, EVA, PUR, foams, wood
- 634A71 suitable as a thinner
- Basis: polychloroprene
- Toluene-free
- Also suitable as a two-component system to increase resistance to thermal distortion
- Processing in large series is possible due to long drying time



### Technical data

Article number	Net contents	Colour
636W72=4	4 kg	Transparent



#### Practical recommendation

- Similar to 636W71 CP contact adhesive; however, thin foams should be rubbed down with 634A71 universal thinner for CP/CR contact adhesive.
- Depending on the material combination, the drying time is 15 – 120 minutes.



## 634A71 Thinner for CP/CR contact adhesive

- For thinning CP/CR contact adhesive
- Universal thinner
- For cleaning, e.g. application devices, brushes etc.
- Optimum control of the viscosity of contact adhesives
- Strongly penetrating solvent
- Good mixing behaviour



### Technical data

Article number	Net contents
634A71=0.8	0.8 kg
634A71=4	4 kg



## 636W1 Universal adhesive

- For inflexible bonded joints
- For use with the contact adhesion method for closed-cell materials
- Developed especially for orthopaedics and footwear specialism
- 634A1 suitable as a thinner
- Basis: cellulose
- Resistant to water and perspiration



### Technical data

Article number	Net contents	Colour
636W1=4.540	4.54 kg	Transparent

### Information material

646F297=GB Adhesives, putties, varnishes and thinners poster



## 634A1 Thinner and solvent

- For thinning and as a cleaning agent, among other things for 635L8 socket interior varnish and 635L12 Orthocryl varnish
- For washing varnishes
- For cleaning and degreasing, e.g. metals, wood, parchment
- Excellent thinner and solvent



### Technical data

Article number	Net contents
634A1=0.950	0.95 kg
634A1=5	5 kg



## 636W58 PUR foam adhesive

- For bonding PUR foams, PUR-EVA bonds and other materials (e.g. connection caps for prosthetic feet, foam connecting caps)
- Ready for spraying
- Highly elastic



### Technical data

Article number	Net contents	Colour
636W58	0.65 kg	Transparent

- i Practical recommendation**  
• Please apply thinly.



**Information material**

646F297=GB	Adhesives, putties, varnishes and thinners poster
------------	---

## 636W17 Plastic adhesive

- For extremely robust and also flexible bonding
- In combination with 636W26 cross-linking agent for waterproof bonding of wood, felt, cork, Pedilen, Pedilan and lamination resins with and among each other
- 634A20 suitable as a thinner
- Base: polyurethane synthetic solution
- Heat-resistant to 120 °C when used with 5% 636W26 cross-linking agent
- Heat activation possible (+80 °C)
- Sensitive to moisture



**Technical data**

Article number	Net contents	Colour
636W17	0.8 kg	Transparent



**Practical recommendation**

- Roughen and remove sanding dust from the bonding surfaces before applying adhesive. Stir the adhesive well before applying. Apply to both bonding surfaces and allow to evaporate for about 5 to 8 minutes. Set bonding surfaces against each other (a distinct fastening torque has to be felt) press for about 15 minutes.
- To stiffen foam covers, thin the adhesive with 634A20 thinner for 636W17 plastic adhesive until it is easy to spread with a brush, and use a fine brush to apply it on the foam. Clean equipment with 634A23 thinner.



## 636W26 Cross-linking agent

- For cross-linking 636W17 plastic adhesive
- Short reaction time
- Sensitive to moisture



**Technical data**

Article number	Net contents
636W26=0.750	0.75 kg

**Mixing ratio**

Plastic adhesive 636W17	Cross-linking agent 636W26
100	approx. 4



## 634A20 Thinner for 636W17 plastic adhesive

- Thinner for 636W17 plastic adhesive



Flam. Liq. 2  
Eye Irrit. 2  
drowsiness STOT SE 3

**Technical data**

Article number	Net contents
634A20	0.8 kg



### 634A23 Thinner

- For washing PUR and PVC materials



**Technical data**

Article number	Net contents
634A23=0.800	0.8 kg



### 636W45 Contact adhesive

- For flexible bonding
- 634A59 suitable as a thinner
- Basis: polychloroprene
- Heat resistant up to +120 °C
- Easy to spread
- Good resistance to ageing
- Free of aromatic solvents



**Technical data**

Article number	Net contents	Colour
636W45	0.65 kg	Yellowish transparent

**Information material**

646F297=GB	Adhesives, putties, varnishes and thinners poster
------------	---



### 634A59 Thinner for 636W45 contact adhesive

- For thinning and as a cleaning agent for 636W45 contact adhesive



**Technical data**

Article number	Net contents
634A59	1 l



### 636W65 Neoprene® adhesive

- For bonding, especially Neopren® and many textiles
- 634A67 suitable as a thinner
- Basis: polychloroprene
- Fast acting adhesive
- Sprayable when thinned



**Technical data**

Article number	Net contents	Colour
636W65=3.800	3.8 kg	Brown

**Information material**

646F297=GB	Adhesives, putties, varnishes and thinners poster
------------	---

Neoprene® is a registered trademark of DuPont.



## 634A67 Thinner for 636W65 Neoprene® adhesive

- For thinning and as a cleaning agent for 636W65 Neopren® adhesive



### Technical data

Article number	Net contents
634A67=0.700	0.7 kg

Neoprene® is a registered trademark of DuPont.



## 636K18 Orthocryl sealing resin compact adhesive

- For bonding e.g. wood, plastics, leather
- In conjunction with 617P14 hardener paste or 617P37 hardener powder
- Basis: solution of an acrylic polymer in methacrylic esters
- Thixotrope



### Technical data

Article number	Net contents	Colour
636K18	1 kg	Transparent

### Information material

646F297=GB Adhesives, putties, varnishes and thinners poster



### Practical recommendation

- Recommended for parting components prior to laminating.



## 636W22 UHU hard

- Fast-drying solvent borne adhesive
- Good adhesion on balsa, wood and wooden materials, also in combination with metals and other siliceous materials, and on many plastics
- Basis: nitrocellulose
- Low stringing tendency during processing
- Rapid setting of the bonded joint
- Soluble with 634A3 acetone



### Technical data

Article number	Net contents	Colour
636W22	35 ml	Clear



## 636W23 UHU Plus glue

- For strong bonded joints
- Two-component adhesive
- Basis: epoxy resin (binder), aliphatic amines (hardener)
- Varying the amount of hardener results in a harder or softer end product (normal mixing ratio 1:1 by volume, that is strands of equal length from the tubes)
- Also hardens under the exclusion of air



### Technical data

Article number	Net contents	Colour
636W23	18 g binder and 15 g hardener	Honey coloured

### Components

636W23	Uhu Plus bonding agent	
636W23	Uhu Plus hardener	

### Information material

646F297=GB Adhesives, putties, varnishes and thinners poster

### Practical recommendation

- The higher the curing temperature (up to approximately +180 °C), the higher the strength of the adhesion.



## 636W28 Special adhesive cartridge A and B

- For adhering foot adaptersFor adhering metal to woodFor gluing unilateral bar systems and E-MAG knee joints
- Base: epoxy resin and pigments (A), polyaminoamide (B)
- Pasty consistency
- Dispensing gun for 636W28=0.050 special adhesive cartridge A and B, available under 756K30 (not required for 636W28 special adhesive cartridge A and B)



### Technical data

Article image	Article number	Net contents	Package contents
	636W28	12.5 ml adhesive and 12.5 ml hardener	1 cartridge, 1 plunger and 5 static mixers
	636W28=0.050	25 ml adhesive and 25 ml hardener	1 cartridge and 5 static mixers

- For easier handling, we recommend using the 636W28=0.050 cartridge together with the 756K30 dispensing gun.



## 756K30 Dispensing gun for special adhesive cartridge A and B

- For 636W28=0.050 special adhesive cartridge A and B (not required for 636W28 special adhesive cartridge A and B)

### Technical data

Article number	Package contents
756K30	1 dispensing gun



## 617H46 Bonding agent

- Universally applicable for sealants, adhesives, coatings
- For bonding and repairing vulcanised silicone rubber
- For sealing valves
- For making a vacuum bag out of 616F26 or 616F27 silicone film
- Pasty consistency
- Outstanding adhesive properties

### Technical data

Article number	Net contents	Colour
617H46	90 ml	Transparent

### Practical recommendation

- During processing, a thin skin will form on the surface of the adhesive after one minute. Any shaping of the silicone adhesive must be completed before this skin starts to form. A wetted modelling instrument or an ice cube have proven useful in shaping transitions.

### Information material

646A174=GB	Prepreg technology product information
------------	--



## 636K11 Cyamet quick-drying adhesive (superglue)

- For various applications
- Possible material combinations that can be bonded among each other: polyethylene, polypropylene, rubber, leather, cork and metal
- For bonding silicone rubber with acrylic resin laminates
- Basis: ethyl
- Short curing time
- Moisture speeds up curing
- High mechanical strength



### Information material

646F297=GB	Adhesives, putties, varnishes and thinners poster
------------	---

### Technical data

Article number	Net contents	Colour
636K11	20 g	Transparent



## 636K36 Cyanoacrylate quick-drying adhesive as dosage pen

- For various applications
- Possible material combinations that can be bonded among each other: polyethylene, polypropylene, rubber, leather, cork and metal
- Basis: ethyl
- Dosage pen with screw cap enables accurate gluing with the right dosage
- Medium viscosity
- Fast-curing standard type



### Information material

646F297=GB	Adhesives, putties, varnishes and thinners poster
------------	---

### Technical data

Article number	Net contents	Colour
636K36	30 g	Transparent





## 636K44 Loctite® 3090

- For various applications
- Excellent adhesive characteristics on many different materials (e.g. metal, PVC, ABS, PC, PBT, rubber, wood, paper, cardboard, leather and textiles)
- For filling large gaps up to 5 mm
- Innovative two-component technology
- Activator enables maximum control of the curing speed, so that curing is independent of the temperature, humidity etc.
- High adhesive strength
- Rapid curing
- Viscosity is a gel consistency and therefore thixotropic
- Makes work faster, easier and more effective
- Practical syringe packaging enables precise and clean application
- Static mixers ensure a controlled mixing ratio



### Technical data

Article number	Net contents	Package contents	Colour
636K44	10 g	1 cartridge, 1 plunger, 7 static mixers	Clear

### Components

636K44	Loctite® 3090 part A	
636K44	Loctite® 3090 part B	



#### Practical recommendation

- Processing time 90 – 180 sec.
- Functional strength 2 – 4 min.
- Initial strength 3 – 5 min.
- Final strength 24 h
- Temperature stability -20 °C to +80 °C
- (short-term up to +100 °C)
- Discard the first 2 – 3 drops from the mixer.
- Hold the joined components in position until they are secured.
- The adhesive develops intense heat briefly while curing.

Loctite® is a registered trademark of Loctite.



## 636K49 SuperGlue

- For gluing metals, duroplastics and thermoplastics
- 2-component adhesive based on methyl methacrylate with very high adhesive strength
- Primerless gluing
- Fast gluing, for example of socket adapters
- Processing time: 4 to 7 minutes
- Curing time: approx. 15 minutes
- Gel/highly viscous
- Fills gaps from 0.5 to 12 mm
- High tensile strength along with excellent peel strength
- High temperature resistance
- Lasting strength and flexibility
- Dispensing gun for 636K49 SuperGlue available under 756K31 (not required for 636K49=0.010 SuperGlue)
- Refill pack for 636K49 SuperGlue with 20 static mixers available under 756Y76

### Information material


646D1466=EN_MASTER	636K49 SuperGlue product brief
--------------------	--------------------------------



### Consisting of product

636K49=A	SuperGlue Part A
636K49=B	SuperGlue Part B

### Technical data

Article image	Article number	Net contents	Package contents	Colour
	636K49	50 ml	1 cartridge and 6 static mixers	Black

### Components

636K49	SuperGlue Part A	
636K49	SuperGlue Part B	



### Practical recommendation

- To improve the hold of the bond, first bend the anchor arms in such a way that they lie as closely against the socket as possible. Then remove any grease with 634A58 isopropyl alcohol.
- Clean the socket with 634A58 isopropyl alcohol as well.
- Loosen the screw on the anchor before gluing, otherwise the adapter thread connection may become stuck after gluing.
- Re-tighten the loosened screw with the corresponding Nm for the relevant adapter prior to the fitting.



## 756K31 SuperGlue dispensing gun

- For 636K49 SuperGlue

### Technical data

Article number	Package contents
756K31	1 dispensing gun



## 756Y76 SuperGlue refill pack static mixer

- For 636K49 SuperGlue

### Technical data

Article number	Package contents
756Y76	20 static mixers



## 636K13 Loctite® 241

- As thread lock up to M12 thread
- Medium strength
- Easy dosing
- Anaerobic curing adhesive



### Technical data

Article number	Net contents	Colour
636K13	50 ml	Blue



#### Practical recommendation

- Can be activated and loosened by applying heat.

Loctite® is a registered trademark of Loctite.



## 636K14 Loctite® 601

- As thread lock up to M12 thread
- High strength
- Easy dosing
- Anaerobic curing adhesive



### Technical data

Article number	Net contents	Colour
636K14	50 ml	Green



#### Practical recommendation

- Can be activated and loosened by applying heat.

Loctite® is a registered trademark of Loctite.



### 636K12 Loctite® 245

- As thread lock up to M80 thread
- Medium strength
- Easy dosing
- Anaerobic curing adhesive



#### Technical data

Article number	Net contents
636K12	50 ml



#### Practical recommendation

- Can be activated and loosened by applying heat.

Loctite® is a registered trademark of Loctite.



### 636W46 Loctite® 242

- As thread lock for the Electric Hand up to M36 thread
- Medium strength
- Easy dosing
- Anaerobic curing adhesive



#### Technical data

Article number	Net contents
636W46	10 ml



#### Practical recommendation

- Can be activated and loosened by applying heat.

Loctite® is a registered trademark of Loctite.



### 636W60 Loctite® 243

- As thread lock for the Electric Hand up to M36 thread
- Also cures on brass
- Medium strength
- Easy dosing
- Anaerobic curing adhesive
- High temperature and oil resistance



#### Technical data


Article number	Net contents
636W60	50 ml



#### Practical recommendation

- Can be activated and loosened by applying heat.

Loctite® is a registered trademark of Loctite.



### 636K8 Plastaband

- For sealing, filling and protection in conjunction with lamination technique
- Ideal for isolating e.g. orthotic joints while laminating
- Base: synthetic rubber
- Easy to remove from mould
- Temperature resistant

**Technical data**

Article number	Length	Width	Thickness	Colour
636K8=20X2X10	10 m	20 mm	2 mm	Grey

**Processing and usage examples**



Cut 636K8 Plastaband to the required length.



Detach the blue separating film from the Plastaband and pre-form the Plastaband.



Isolate the corresponding areas of the objects that will be included in the laminate (e.g. screw heads, bare threads, joint surfaces) using the pre-formed Plastaband.



### 636K38 Vacuum sealing tape

- For adhering vacuum sheeting of all types to the edge of a mould
- Permanently elastic, heat-resistant sealing tape (to 205 °C) made of synthetic rubber
- Basis for a stable vacuum
- Can be easily removed from the mould



**Technical data**

Article number	Length	Width	Colour
636K38	9 m	12 mm	Yellow

**Information material**

646A174=GB	Prepreg technology product information
------------	--



## 627B5 Neoprene® cell rubber tape

- For sealing, isolating, vacuum forming and foaming
- Base material: foam
- Rubber adhesive
- Good resistance e.g. to oil and grease
- High-quality sealant against water



### Technical data

Article number	Length	Width	Thickness	Colour	Order unit
627B5=19	10 m	19 mm	4 mm	Black	Roll
627B5=25	10 m	25 mm	4 mm	Black	Roll

Neoprene® is a registered trademark of DuPont.



## 616F10 Double-sided PVC adhesive tape

- For double-sided bonding of PVC films
- Application of reinforcement materials such as carbon
- Without base material
- Double-sided acrylic adhesive material
- Transparent (covered with greaseproof paper)
- Conforms to contours extremely well
- Highly effective with low material usage



### Technical data

Article number	Length	Width	Colour	Order unit
616F10=6	55 m	6 mm	Transparent	Roll
616F10=9	55 m	9 mm	Transparent	Roll
616F10=19	55 m	19 mm	Transparent	Roll

### Processing and usage examples



Check that the weft thread of the 616G12 woven carbon fibre is running a straight course by pulling out a weft thread running close to the cut edge.



Pull the woven carbon fibre straight to such a degree that the resulting mesh loop runs 90° to the warp. Using 616F10 double-sided PVC adhesive tape, tape over the resulting mesh loop and cut through the middle of the woven carbon fibre along the adhesive tape. After these preparations have been completed, tailored carbon fibre sections can be made that have a 90° alignment between the warp and the weft. In this way the carbon fibres are not only aligned in accordance with the arising forces, they can also absorb these optimally.



Position the tailored carbon fibre sections on those parts of the reinforcements that are to be strengthened while pre-tensioning them in the fibre directions.



## 627B40 Polyethylene adhesive tape

- For sealing damaged PVA film
- The proven classic material
- Wide range of applications
- Base material: PE sheeting
- Acrylic adhesive material
- High elasticity
- High resistance to tearing
- Thermally stable



### Technical data

Article number	Length	Width	Colour	Order unit
627B40	33 m	25 mm	Transparent	Roll

- Apply 627B40 polyethylene adhesive tape around the areas that are to be opened after laminating; while doing so, excessive resin in these areas can be reduced with the pre-tensioned adhesive tape. With a given pre-tensioning, the adhesive tape can be twisted to a cord so that excess resin can also be reduced in areas that are difficult to access.

### Processing and usage examples



Apply 627B40 polyethylene adhesive tape around the areas that are to be opened after laminating; while doing so, excessive resin in these areas can be reduced with the pre-tensioned adhesive tape. With a given pre-tensioning, the adhesive tape can be twisted to a cord so that excess resin can also be reduced in areas that are difficult to access.



## 627B4 Polyethylene adhesive tape

- For sealing damaged PVA film
- Base material: PE sheeting
- Rubber adhesive
- High abrasion resistance
- Good resistance to chemicals



### Technical data

Article number	Length	Width	Colour	Order unit
627B4	50 m	25 mm	Transparent	Roll






## 616F8 PVC adhesive tape (Coroplast)

- For taping off PVC films
- Suitable for trial fitting
- The proven classic material
- Wide range of applications
- Base material: soft PVC film
- Acrylic adhesive material
- Thermally stable



### Technical data

Article number	Length	Width	Colour	Order unit
616F8	10 m	50 mm	Transparent	Roll



## 636D3 Adhesive tape for vacuum technique

- For fixation in conjunction with the lamination technique
- Used in the prepreg technique
- Wide range of applications
- Base material: PE sheeting
- Silicone adhesive agent
- Temperature-stable up to approx. 200 °C



### Technical data

Article number	Length	Width	Colour	Order unit
636D3	66 m	25 mm	Blue	Roll



## 636D14 Polyester adhesive tape

- Temperature-stable adhesive tape (to 200 °C) for vacuum technology
- Base material: polyester
- Water-resistant bonding
- Can be peeled off any time



### Technical data

Article number	Length	Width	Thickness	Colour
636D14	66 m	25 mm	50 µm	Red

#### Information material

646A174=GB	Prepreg technology product information
------------	--



## 627B3 Fibreglass grid adhesive tape

- Partial reinforcement of vacuum sheeting
- Venting aid
- Non-elastic fibreglass weave
- High resistance to tearing
- Self-adhesive on both sides



### Technical data

Article number	Length	Width	Weight per unit area	Colour
627B3=50	100 m	50 mm	55 g/m <sup>2</sup>	White

#### Information material

646A174=GB	Prepreg technology product information
------------	--



## 627B1 Linen adhesive tape

- For sealing, closing and reinforcing with the lamination technique
- Wide range of applications
- Base material: open weave
- Rubber adhesive
- High tear resistance
- High adhesive strength



### Technical data

Article number	Length	Width	Colour	Order unit
627B1=19	50 m	19 mm	Raw white	Roll
627B1=25	50 m	25 mm	Raw white	Roll
627B1=50	50 m	50 mm	Raw white	Roll



### Practical recommendation

- Subsequent inscription on 627B1 linen adhesive tape is possible, so that it is suitable for labelling.



## 627B2 Monofilament adhesive tape

- For securing prosthetic sockets
- Fibreglass-reinforced PP adhesive tape
- Rubber adhesive
- Extremely high resistance to tearing



### Technical data

Article number	Length	Width	Colour	Order unit
627B2=19	50 m	19 mm	Transparent	Roll
627B2=25	50 m	25 mm	Transparent	Roll



## 627B6 Crepe adhesive tape

- For taping off specific areas in order to isolate them during coating and isolation tasks, e.g. SuperSkin
- For temporary fixation
- Base material: special paper
- Rubber adhesive
- Good adhesion on various surfaces
- Easy to tear by hand
- Markable



Materials | Ottobock 151

### Technical data

Article number	Length	Width	Colour	Order unit
627B6=15	50 m	15 mm	Chamois	Roll
627B6=30	50 m	30 mm	Chamois	Roll



## 633D5 Double-sided adhesive tape

- For inner socket – outer frame connection, for example
- Not suitable for reinforcement materials
- Base material: PE sheeting
- Double-sided acrylic adhesive material
- Transparent (covered with red separating film)
- Good frame fixation (no hook-and-loop closure required)
- High adhesive strength on various materials, such as plastics
- Good temperature resistance



### Technical data

Article number	Length	Width	Colour	Order unit
633D5=19	50 m	19 mm	Transparent	Roll
633D5=50	50 m	50 mm	Transparent	Roll

### Processing and usage examples



Clean the surfaces that are to be bonded (here the inner socket and the frame) with 634A58 isopropyl alcohol. Cut 633D5 double-sided adhesive tape to the required length.



Position precut adhesive tape in the corresponding locations and press into place.



Join and position the frame and inner socket. Compress the inner socket and remove the red protective film from the double-sided adhesive tape. Firmly press the two components together at the locations being bonded.



## 634A58 Isopropyl alcohol

- For cleaning sensitive plastics such as PVC, PS and acrylic
- Cleaning agent, among other things for Ottobock prosthetic gloves and for degreasing
- For removing permanent markings
- Basis: dimethyl carbinol, 2-hydroxypropane, 2-propanol
- Chemically pure



Flam. Liq. 2  
Eye Irrit. 2  
drowsiness STOT SE 3

### Technical data

Article number	Net contents	Colour
634A58	1 l	Transparent

### Information material

646F297=GB Adhesives, putties, varnishes and thinners poster



## 634A3 Acetone

- Universally applicable, e.g. for thinning and as a cleaning agent
- Basis: acetone, dimethyl ketone
- Chemically pure
- Highly volatile
- Good degreasing properties



Flam. Liq. 2  
Eye Irrit. 2  
drowsiness STOT SE 3

### Technical data

Article number	Net contents	Colour
634A3=0.700	0.7 kg	Transparent
634A3=4.200	4.2 kg	Transparent
634A3=8.400	8.4 kg	Transparent
634A3=20	20 kg	Transparent

### Information material

646F297=GB Adhesives, putties, varnishes and thinners poster



## 635L8 Socket interior varnish

- Socket interior varnish
- For wood and lamination resin sockets
- 634A1 suitable as a thinner
- Basis: acrylic



### Technical data

Article number	Net contents	Colour
635L8	0.98 kg	Transparent

### Information material

646F297=GB Adhesives, putties, varnishes and thinners poster



## 634A1 Thinner and solvent

- For thinning and as a cleaning agent, among other things for 635L8 socket interior varnish
- For washing varnishes
- For cleaning and degreasing, e.g. metals, wood, parchment
- Excellent thinner and solvent



### Technical data

Article number	Net contents
634A1=0.950	0.95 kg
634A1=5	5 kg



## 635L14 Orthocryl varnish

- For isolating damp plaster models For smoothing and touching up sanded laminate To obtain a glossy surface
- Basis: toluene-acetone-xylene solvent mixture
- CFC-free spray can



### Technical data

Article number	Net contents	Colour
635L14	0.4 l	Transparent

### Information material

646F297=GB Adhesives, putties, varnishes and thinners poster



### 635L13 Spray varnish

- For isolating damp plaster models
- For coating sanded laminates
- For a matte, natural painted surface
- Pigment binding agent spray varnish
- CFC-free spray can



**Technical data**

Article number	Net contents	Colour
635L13	0.4 l	Beige

**Information material**

646F297=GB	Adhesives, putties, varnishes and thinners poster
------------	---



### 635L16 Spray varnish

- For isolating damp plaster models
- For coating sanded laminates
- For a matte, natural painted surface
- Pigment binding agent spray varnish
- CFC-free spray can



**Technical data**

Article number	Net contents	Colour
635L16	0.4 l	Dark brown

**Information material**

646F297=GB	Adhesives, putties, varnishes and thinners poster
------------	---



### 646F297 Adhesives, putties, varnishes and thinners poster







# Padding.

For prosthesis and orthosis fabrication, we offer padding materials of various Shore hardnesses and degrees of damping. Padding materials are usually based on polyethylene (e.g. Pedilin, Plastazote®), copolymers of polyethylene such as EVA (e.g. Evazote®) or polyurethane (e.g. PPT).

Thermoplastic PE and EVA foams are the materials of choice and are versatile in application. Pedilin can be used to manufacture soft sockets in prosthesis fabrication and as padding in classic orthosis fabrication. Plastazote® is primarily used for the fabrication of body jackets and positioning orthoses.

Our ComforTex product line is valued in orthosis fabrication for its padding properties. ComforTex is available in soft, smooth, slip-resistant and breathable versions, and is very comfortable for the user to wear.



## 646M2 Padding materials sample kit

- For the visual and haptic demonstration of the various padding materials
- Aids in selecting the corresponding padding materials

### Technical data

#### Artikelnummer

646M2



## 617S203 Pedilin SilverShield®

- Highly recommended for fabricating soft sockets and as a padding material for prosthetic sockets
- The proven classic material for soft sockets
- 617S203=10 is suitable for fabricating redression helmets
- Antibacterial effect
- PE foam, closed-cell
- Hardness approx. Shore A 35 (proven Shore hardness for fabricating soft sockets)
- Density: approx. 140 kg/m<sup>3</sup>
- High resilience
- Good thermoforming properties
- Good adhesive characteristics
- Good sanding characteristics
- Washable
- Temperature recommendation: 130 °C (convection oven, infrared oven)

### Information material

646F295=EN_INT	Padding materials poster
646D119=GB	Antibacterial SKINGUARD materials product information
646D695=EN_INT	SKINGUARD technology patient information



### Product example



### Technical data

Article number	Length	Width	Thickness	Colour
617S203=3	1,050 mm	1,050 mm	3 mm	Beige
617S203=4	1,050 mm	1,050 mm	4 mm	Beige
617S203=5	1,050 mm	1,050 mm	5 mm	Beige
617S203=6	1,050 mm	1,050 mm	6 mm	Beige
617S203=10	1,050 mm	1,050 mm	10 mm	Beige

SilverShield® is a registered trademark of North Sea Plastics.



## 617S3 Pedilin

- Highly recommended for fabricating soft sockets and as a padding material for prosthetic sockets
- The proven classic material for soft sockets
- Also available with antibacterial effect (617S203)
- PE foam, closed-cell
- Hardness approx. Shore A 35 (proven Shore hardness for fabricating soft sockets)
- Density: approx. 140 kg/m<sup>3</sup>
- High resilience
- Good thermoforming properties
- Good adhesive characteristics
- Good sanding characteristics
- Washable
- Temperature recommendation: 130 °C (convection oven, infrared oven)

### Information material

646F295=EN_INT	Padding materials poster
646D119=GB	Antibacterial SKINGUARD materials product information
646D695=EN_INT	SKINGUARD technology patient information
646D1860=EN_INT	Pedilin black Product brief

### Technical data

Article image	Article number	Length	Width	Thickness	Colour	
	617S3=H2	1,000 mm	1,000 mm	2 mm	Beige	
	617S3=H3	1,000 mm	1,000 mm	3 mm	Beige	
	617S3=H4	1,000 mm	1,000 mm	4 mm	Beige	
	617S3=H5	1,000 mm	1,000 mm	5 mm	Beige	
	617S3=H6	1,000 mm	1,000 mm	6 mm	Beige	
	617S3=H7	1,000 mm	1,000 mm	7 mm	Beige	
	617S3=H8	1,000 mm	1,000 mm	8 mm	Beige	
	617S3=H10	1,000 mm	1,000 mm	10 mm	Beige	
		617S3=W2	1,000 mm	1,000 mm	2 mm	White
		617S3=W3	1,000 mm	1,000 mm	3 mm	White
617S3=W4		1,000 mm	1,000 mm	4 mm	White	
617S3=W5		1,000 mm	1,000 mm	5 mm	White	
617S3=W6		1,000 mm	1,000 mm	6 mm	White	
617S3=W7		1,000 mm	1,000 mm	7 mm	White	
617S3=W8		1,000 mm	1,000 mm	8 mm	White	
617S3=W10		1,000 mm	1,000 mm	10 mm	White	
		617S3=S2	1000 mm	1000 mm	2 mm	Black
		617S3=S3	1000 mm	1000 mm	3 mm	Black
	617S3=S4	1000 mm	1000 mm	4 mm	Black	
	617S3=S5	1000 mm	1000 mm	5 mm	Black	
	617S3=S6	1000 mm	1000 mm	6 mm	Black	
	617S3=S7	1000 mm	1000 mm	7 mm	Black	
	617S3=S8	1000 mm	1000 mm	8 mm	Black	
	617S3=S10	1000 mm	1000 mm	10 mm	Black	



## 617S6 Pedilin, perforated

- Highly recommended for fabricating soft sockets and as a padding material for prosthetic sockets
- PE foam, closed-cell
- Perforated
- Hardness approx. Shore A 35 (proven Shore hardness for fabricating soft sockets)
- Density: approx. 140 kg/m<sup>3</sup>
- High resilience
- Good thermoforming properties
- Good adhesive characteristics
- Good sanding characteristics
- Temperature recommendation: 130 °C (convection oven, infrared oven)

### Information material

646F295=EN_INT	Padding materials poster
----------------	--------------------------

### Technical data

Article image	Article number	Length	Width	Thickness	Colour
	617S6=H3	1,000 mm	1,000 mm	3 mm	Beige
	617S6=H4	1,000 mm	1,000 mm	4 mm	Beige
	617S6=H5	1,000 mm	1,000 mm	5 mm	Beige
	617S6=H6	1,000 mm	1,000 mm	6 mm	Beige
	617S6=W3	1,000 mm	1,000 mm	3 mm	White
	617S6=W4	1,000 mm	1,000 mm	4 mm	White
	617S6=W5	1,000 mm	1,000 mm	5 mm	White
	617S6=W6	1,000 mm	1,000 mm	6 mm	White



## 6T2 Pedilin cone for soft socket

- Prefabricated cones made of Pedilin, for fabricating soft sockets
- Three different circumferences available
- Cones with precise and stable bonded edge
- Thermoforming is possible immediately
- Saves gluing and sanding work
- Good shape retention
- Hygienic
- Washable
- Temperature recommendation: 130 °C (convection oven)

### Technical data

Article number	Circumference 1	Circumference 2	Height	Thickness
6T2=1	420 mm	200 mm	420 mm	5 mm
6T2=2	455 mm	260 mm	420 mm	5 mm
6T2=3	515 mm	295 mm	420 mm	5 mm



## 617S7 Plastazote®

- Highly recommended for the padding of orthoses
- PE foam, closed-cell
- Hardness approx. Shore A 15-20
- Low density: approx. 45 kg/m<sup>3</sup>
- Good resilience
- Good thermoforming properties
- Good bonding and welding characteristics
- Weldable with PE
- Good sanding characteristics
- Temperature recommendation: 110 °C (convection oven, infrared oven)



### Information material

646F295=EN\_INT    Padding materials poster

### Technical data

Article number	Length	Width	Thickness	Colour
617S7=2	1,000 mm	1,000 mm	2 mm	Beige
617S7=3	1,000 mm	1,000 mm	3 mm	Beige
617S7=4	1,000 mm	1,000 mm	4 mm	Beige
617S7=5	1,000 mm	1,000 mm	5 mm	Beige
617S7=6	1,000 mm	1,000 mm	6 mm	Beige
617S7=7	1,000 mm	1,000 mm	7 mm	Beige
617S7=8	1,000 mm	1,000 mm	8 mm	Beige
617S7=10	1,000 mm	1,000 mm	10 mm	Beige
617S7=12	1,000 mm	1,000 mm	12 mm	Beige
617S7=15	1,000 mm	1,000 mm	15 mm	Beige
617S7=18	1,000 mm	1,000 mm	18 mm	Beige
617S7=20	1,000 mm	1,000 mm	20 mm	Beige
617S7=25	1,000 mm	1,000 mm	25 mm	Beige

Plastazote® is a registered trademark of Zotefoams.



## 617S\* Plastazote®, perforated

- Highly recommended for the padding of orthoses
- PE foam, closed-cell
- Various colours available
- Perforated
- Hardness approx. Shore A 15-20
- Low density: approx. 45 kg/m<sup>3</sup>
- Good resilience
- Good thermoforming properties
- Good bonding and welding characteristics
- Weldable with PE
- Good sanding characteristics
- Washable
- Temperature recommendation: 110 °C (convection oven, infrared oven)

### Information material

646F295=EN_INT	Padding materials poster
----------------	--------------------------

### Technical data

Article image	Article number	Length	Width	Thickness	Colour
	617S8=2	1,000 mm	1,000 mm	2 mm	Beige
	617S8=3	1,000 mm	1,000 mm	3 mm	Beige
	617S8=4	1,000 mm	1,000 mm	4 mm	Beige
	617S8=5	1,000 mm	1,000 mm	5 mm	Beige
	617S8=6	1,000 mm	1,000 mm	6 mm	Beige
	617S8=8	1,000 mm	1,000 mm	8 mm	Beige
	617S8=10	1,000 mm	1,000 mm	10 mm	Beige
	617S8=12	1,000 mm	1,000 mm	12 mm	Beige
	617S8=15	1,000 mm	1,000 mm	15 mm	Beige
	617S8=18	1,000 mm	1,000 mm	18 mm	Beige
	617S8=20	1,000 mm	1,000 mm	20 mm	Beige
	617S8=25	1,000 mm	1,000 mm	25 mm	Beige
	617S17=3	1,000 mm	1,000 mm	3 mm	Blue
	617S17=4	1,000 mm	1,000 mm	4 mm	Blue
	617S17=5	1,000 mm	1,000 mm	5 mm	Blue
	617S17=6	1,000 mm	1,000 mm	6 mm	Blue
	617S17=8	1,000 mm	1,000 mm	8 mm	Blue
	617S17=10	1,000 mm	1,000 mm	10 mm	Blue
	617S17=12	1,000 mm	1,000 mm	12 mm	Blue
	617S17=25	1,000 mm	1,000 mm	25 mm	Blue
	617S18=3	1,000 mm	1,000 mm	3 mm	Red
	617S18=4	1,000 mm	1,000 mm	4 mm	Red
	617S18=5	1,000 mm	1,000 mm	5 mm	Red
	617S18=6	1,000 mm	1,000 mm	6 mm	Red
	617S18=10	1,000 mm	1,000 mm	10 mm	Red
	617S18=12	1,000 mm	1,000 mm	12 mm	Red
	617S21=3	1,000 mm	1,000 mm	3 mm	White
	617S21=4	1,000 mm	1,000 mm	4 mm	White
	617S21=6	1,000 mm	1,000 mm	6 mm	White

Plastazote® is a registered trademark of Zotefoams.



## 617S\* Evazote®

- For the padding of AFOs, KAFOs and body jackets
- For the padding of seating shells in rehabilitation
- EVA copolymer, closed-cell
- Various colours available
- Hardness approx. Shore A 12-20
- Low density: approx. 50 kg/m<sup>3</sup>
- Elastic
- High resilience
- Good thermoforming properties
- Good adhesive characteristics
- Washable
- Temperature recommendation: 110 °C (convection oven, infrared oven)

### Technical data

#### Information material

646F295=EN_INT	Padding materials poster
----------------	--------------------------

Article image	Article number	Length	Width	Thickness	Colour
	617S9=3	1,000 mm	1,000 mm	3 mm	White
	617S9=4	1,000 mm	1,000 mm	4 mm	White
	617S9=5	1,000 mm	1,000 mm	5 mm	White
	617S9=6	1,000 mm	1,000 mm	6 mm	White
	617S9=8	1,000 mm	1,000 mm	8 mm	White
	617S9=10	1,000 mm	1,000 mm	10 mm	White
	617S9=12	1,000 mm	1,000 mm	12 mm	White
	617S9=20	1,000 mm	1,000 mm	20 mm	White
	617S13=2	1,000 mm	1,000 mm	2 mm	Blue
	617S13=3	1,000 mm	1,000 mm	3 mm	Blue
	617S13=4	1,000 mm	1,000 mm	4 mm	Blue
	617S13=5	1,000 mm	1,000 mm	5 mm	Blue
	617S13=6	1,000 mm	1,000 mm	6 mm	Blue
	617S13=8	1,000 mm	1,000 mm	8 mm	Blue
	617S13=10	1,000 mm	1,000 mm	10 mm	Blue
	617S13=15	1,000 mm	1,000 mm	15 mm	Blue
	617S14=2	1,000 mm	1,000 mm	2 mm	Red
	617S14=3	1,000 mm	1,000 mm	3 mm	Red
	617S14=4	1,000 mm	1,000 mm	4 mm	Red
	617S14=5	1,000 mm	1,000 mm	5 mm	Red
	617S14=6	1,000 mm	1,000 mm	6 mm	Red

Evazote® is a registered trademark of Zotefoams.



Product example



### 617S174 Nora® Aero sorb, medium


- Highly recommended for butterfly rolls, heel and forefoot padding, footbed adapted for diabetes, heel spur recesses in heel spur insoles
- Light cellular rubber, closed-cell
- Hardness approx. Shore A 12; Shore A zero 26
- Density: approx. 160 kg/m<sup>3</sup>
- Delayed restoring capacity
- Good thermoforming properties
- Good adhesive characteristics
- Good sanding characteristics
- Washable
- Hygienic, can be disinfected
- Bedding and damping characteristics, point pressure redistribution
- Shock absorbent
- Temperature recommendation: 110 °C – 130 °C (convection oven, infrared oven)



**Technical data**

Article number	Length	Width	Thickness	Colour
617S174=2-2	800 mm	550 mm	2 mm	Red
617S174=3-2	800 mm	550 mm	3 mm	Red
617S174=4-2	800 mm	550 mm	4 mm	Red
617S174=6-2	800 mm	550 mm	6 mm	Red
617S174=8-2	800 mm	550 mm	8 mm	Red

Nora® is a registered trademark of Freudenberg.



Product example



### 617S173 Nora® Aero sorb, soft

- Highly recommended for butterfly rolls, heel and forefoot padding, footbed adapted for diabetes, heel spur recesses in heel spur insoles
- Light cellular rubber, closed-cell
- Hardness approx. shore A 8; Shore A zero 22
- Density: approx. 150 kg/m<sup>3</sup>
- Delayed restoring capacity
- Good thermoforming properties
- Good adhesive characteristics
- Good sanding characteristics
- Washable
- Hygienic, can be disinfected
- Bedding and damping characteristics, point pressure redistribution
- Shock absorbent
- Temperature recommendation: 110 °C – 130 °C (convection oven, infrared oven)



**Technical data**

Article number	Length	Width	Thickness	Colour
617S173=2-3	820 mm	580 mm	2 mm	Green
617S173=3-3	820 mm	580 mm	3 mm	Green
617S173=4-3	820 mm	580 mm	4 mm	Green
617S173=6-3	820 mm	580 mm	6 mm	Green
617S173=8-3	820 mm	580 mm	8 mm	Green

Nora® is a registered trademark of Freudenberg.







**Information material**

646F295=EN\_INT    Padding materials poster

## 617S191 Nora® Lunasoft SL

- Highly recommended for fabricating soft inner sockets and as a padding material for prosthetic sockets
- EVA copolymer, closed-cell
- Hardness approx. Shore A 40
- Density: approx. 200 kg/m<sup>3</sup>
- Good resilience
- Good thermoforming properties
- Good adhesive characteristics
- Good sanding characteristics
- Washable
- Temperature recommendation: 120 °C – 170 °C (convection oven, infrared oven)

**Technical data**

Article image	Article number	Length	Width	Thickness	Colour
	617S191=H4	1,140 mm	740 mm	4 mm	Beige
	617S191=H5	1,140 mm	740 mm	5 mm	Beige
	617S191=H6	1,140 mm	740 mm	6 mm	Beige
	617S191=H8	1,140 mm	740 mm	8 mm	Beige
	617S191=H12	1,140 mm	740 mm	12 mm	Beige
	617S191=H24	1,140 mm	740 mm	24 mm	Beige
	617S191=S14	1,140 mm	740 mm	14 mm	Black

Nora® is a registered trademark of Freudenberg.



**Information material**

646F295=EN\_INT    Padding materials poster

## 617S192 Nora® Lunasoft SLW

- For padding in orthotics and prosthetics
- EVA copolymer, closed-cell
- Hardness approx. Shore A 30
- Density: approx. 200 kg/m<sup>3</sup>
- Good thermoforming properties
- Good adhesive characteristics
- Good sanding characteristics
- Washable
- Temperature recommendation: 120 °C – 170 °C (convection oven, infrared oven)



**Technical data**

Article number	Length	Width	Thickness	Colour
617S192=H4	1,150 mm	750 mm	4 mm	Beige
617S192=H5	1,150 mm	750 mm	5 mm	Beige
617S192=H6	1,150 mm	750 mm	6 mm	Beige
617S192=H8	1,150 mm	750 mm	8 mm	Beige
617S192=H12	1,150 mm	750 mm	12 mm	Beige

Nora® is a registered trademark of Freudenberg.



## 617S187 Nora® Lunatec Combi 7

- For insoles and soft sockets
- EVA copolymer, closed-cell
- Hardness approx. Shore A 30 (beige)
- Hardness approx. Shore A 40 (grey)
- One-step processing
- No bonding required and no displacement of the various materials during processing
- High volume retention, since the material is only compressed in the required areas and a vacuum forming process is eliminated
- Good padding characteristics
- Good thermoplastic properties
- Well suited for bonding and sanding
- Washable
- Temperature recommendation: 130 °C – 150 °C (convection oven)

**Information material**

646F295=EN_INT	Padding materials poster
----------------	--------------------------

**Technical data**

Article number	Length	Width	Thickness	Colour
617S187=7	1,150 mm	800 mm	7 mm	Beige grey

Nora® is a registered trademark of Freudenberg.



## 617S188 Nora® Lunairflex

- For padding in orthotics and prosthetics
- For the padding of seating shells in rehabilitation
- EVA copolymer, closed-cell
- Hardness approx. Shore A 22
- Density: approx. 120 kg/m<sup>3</sup>
- Highly elastic
- Good resilience
- Good adhesive characteristics
- Good sanding characteristics
- Washable
- Temperature recommendation: 110 °C – 130 °C (convection oven, infrared oven)

**Information material**


646F295=EN_INT	Padding materials poster
----------------	--------------------------



**Technical data**

Article number	Length	Width	Thickness	Colour
617S188=H4	1,200 mm	750 mm	4 mm	Beige
617S188=H5	1,200 mm	750 mm	5 mm	Beige
617S188=H6	1,200 mm	750 mm	6 mm	Beige
617S188=H8	1,200 mm	750 mm	8 mm	Beige
617S188=H12	1,200 mm	750 mm	12 mm	Beige

Nora® is a registered trademark of Freudenberg.



**Information material**

646F295=EN\_INT    Padding materials poster

## 617S190 Nora® Lunairflex, perforated

- For padding in orthotics and prosthetics
- For the padding of seating shells in rehabilitation
- EVA copolymer, closed-cell
- Perforated
- Hardness approx. Shore A 22
- Density: approx. 120 kg/m<sup>3</sup>
- Highly elastic
- Good resilience
- Good adhesive characteristics
- Good sanding characteristics
- Washable
- Temperature recommendation: 110 °C – 130 °C (convection oven, infrared oven)



**Technical data**

Article number	Length	Width	Thickness	Colour
617S190=H3	1,200 mm	750 mm	3 mm	Beige
617S190=H6	1,200 mm	750 mm	6 mm	Beige

Nora® is a registered trademark of Freudenberg.




**Information material**

646F295=EN\_INT    Padding materials poster

## 617S181 Nora® Lunairmed

- Highly recommended for the padding of foot orthoses
- Individual padding for heel spur indications
- For fitting diabetics
- EVA copolymer, closed-cell
- Hardness approx. Shore A 18
- Density: approx. 80 kg/m<sup>3</sup>
- Good padding characteristics
- Highly elastic
- Good bonding characteristics – combines well with other padding materials!
- Good sanding characteristics
- Washable
- Temperature recommendation: 110 °C – 130 °C (convection oven, infrared oven)



**Technical data**

Article number	Length	Width	Thickness	Colour
617S181=H3	1,080 mm	825 mm	3 mm	Beige
617S181=H6	1,080 mm	825 mm	6 mm	Beige
617S181=H8	1,080 mm	825 mm	8 mm	Beige
617S181=H12	1,080 mm	825 mm	12 mm	Beige
617S181=H24	1,080 mm	825 mm	24 mm	Beige

Nora® is a registered trademark of Freudenberg.



## 617S180 Nora® Lunairmed, perforated

- Highly recommended for the padding of foot orthoses
- Individual padding for heel spur indications
- For fitting diabetics
- EVA copolymer, closed-cell
- Perforated
- Hardness approx. Shore A 18
- Density: approx. 80 kg/m<sup>3</sup>
- Good padding characteristics
- Highly elastic
- Good bonding characteristics – combines well with other padding materials!
- Good sanding characteristics
- Washable
- Temperature recommendation: 110 °C – 130 °C (convection oven, infrared oven)

**Information material**

646F295=EN\_INT    Padding materials poster



**Technical data**

Article number	Length	Width	Thickness	Colour
617S180=H3	1,080 mm	825 mm	3 mm	Beige
617S180=H6	1,080 mm	825 mm	6 mm	Beige

Nora® is a registered trademark of Freudenberg.




## 617S189 Nora® Lunalastik

- For padding in prosthetics and orthotics, in particular for FOs
- EVA copolymer, closed-cell
- Hardness approx. Shore A 25
- Density: approx. 230 kg/m<sup>3</sup>
- Highly elastic
- High resilience
- Very good resistance to tearing
- Good bonding characteristics – combines well with other padding materials!
- Good sanding characteristics
- Washable
- Temperature recommendation: 110 °C – 130 °C (convection oven, infrared oven)

**Information material**

646F295=EN\_INT    Padding materials poster



**Technical data**

Article number	Length	Width	Thickness	Colour
617S189=H3	1,150 mm	750 mm	3 mm	Beige
617S189=H4	1,150 mm	750 mm	4 mm	Beige
617S189=H6	1,150 mm	750 mm	6 mm	Beige
617S189=H8	1,150 mm	750 mm	8 mm	Beige

Nora® is a registered trademark of Freudenberg.



## 617S70 Dynoform


- For padding in orthotics and prosthetics
- For fabricating soft inner sockets
- PE foam, closed-cell
- Various colours available
- Hardness approx. Shore A 30
- Resilient
- Good thermoforming properties
- Non-shrinking
- Good adhesive characteristics
- Good sanding characteristics
- Washable
- Resistant to saliva and perspiration, harmless according to food law
- Free of AZO and PCP substances
- Temperature recommendation: 110 °C – 130 °C (convection oven, infrared oven)

### Information material

646F295=EN\_INT    Padding materials poster

### Technical data

Article image	Article number	Length	Width	Thickness	Colour
	617S70=BL2	1,050 mm	1,050 mm	2 mm	Blue
	617S70=BL3	1,050 mm	1,050 mm	3 mm	Blue
	617S70=BL4	1,050 mm	1,050 mm	4 mm	Blue
	617S70=BL5	1,050 mm	1,050 mm	5 mm	Blue
	617S70=B2	1,050 mm	1,050 mm	2 mm	Brown
	617S70=B3	1,050 mm	1,050 mm	3 mm	Brown
	617S70=B4	1,050 mm	1,050 mm	4 mm	Brown
	617S70=B5	1,050 mm	1,050 mm	5 mm	Brown
	617S70=B7	1,050 mm	1,050 mm	7 mm	Brown
	617S70=B10	1,050 mm	1,050 mm	10 mm	Brown
	617S70=R2	1,050 mm	1,050 mm	2 mm	Red
	617S70=R3	1,050 mm	1,050 mm	3 mm	Red
	617S70=R4	1,050 mm	1,050 mm	4 mm	Red
	617S70=R5	1,050 mm	1,050 mm	5 mm	Red
	617S70=W2	1,050 mm	1,050 mm	2 mm	White
	617S70=W3	1,050 mm	1,050 mm	3 mm	White
	617S70=W4	1,050 mm	1,050 mm	4 mm	White
	617S70=W5	1,050 mm	1,050 mm	5 mm	White
	617S70=W6	1,050 mm	1,050 mm	6 mm	White
	617S70=W10	1,050 mm	1,050 mm	10 mm	White
	617S70=H2	1,050 mm	1,050 mm	2 mm	Beige
	617S70=H3	1,050 mm	1,050 mm	3 mm	Beige
	617S70=H4	1,050 mm	1,050 mm	4 mm	Beige
	617S70=H5	1,050 mm	1,050 mm	5 mm	Beige
	617S70=H6	1,050 mm	1,050 mm	6 mm	Beige
	617S70=H7	1,050 mm	1,050 mm	7 mm	Beige
	617S70=H8	1,050 mm	1,050 mm	8 mm	Beige
	617S70=H10	1,050 mm	1,050 mm	10 mm	Beige








## 617S71 Dynoform, perforated

- For padding in orthotics and prosthetics
- For fabricating soft inner sockets PE foam, closed-cell
- Various colours available
- Perforated
- Hardness approx. Shore A 30
- Resilient
- Good thermoforming properties
- Non-shrinking
- Good adhesive characteristics
- Good sanding characteristics
- Washable
- Resistant to saliva and perspiration, harmless according to food law
- Free of AZO and PCP substances
- Temperature recommendation: 110 °C – 130 °C (convection oven, infrared oven)

### Information material

646F295=EN\_INT    Padding materials poster

### Technical data

Article image	Article number	Length	Width	Thickness	Colour
	617S71=H2	1,050 mm	1,050 mm	2 mm	Beige
	617S71=H3	1,050 mm	1,050 mm	3 mm	Beige
	617S71=H4	1,050 mm	1,050 mm	4 mm	Beige
	617S71=H5	1,050 mm	1,050 mm	5 mm	Beige
	617S71=H6	1,050 mm	1,050 mm	6 mm	Beige
	617S71=BL2	1,050 mm	1,050 mm	2 mm	Blue
	617S71=BL3	1,050 mm	1,050 mm	3 mm	Blue
	617S71=BL5	1,050 mm	1,050 mm	5 mm	Blue
	617S71=B2	1,050 mm	1,050 mm	2 mm	Brown
	617S71=B3	1,050 mm	1,050 mm	3 mm	Brown
	617S71=B4	1,050 mm	1,050 mm	4 mm	Brown
	617S71=B5	1,050 mm	1,050 mm	5 mm	Brown
	617S71=R2	1,050 mm	1,050 mm	2 mm	Red
	617S71=R3	1,050 mm	1,050 mm	3 mm	Red
	617S71=R5	1,050 mm	1,050 mm	5 mm	Red
	617S71=W2	1,050 mm	1,050 mm	2 mm	White
	617S71=W3	1,050 mm	1,050 mm	3 mm	White
	617S71=W4	1,050 mm	1,050 mm	4 mm	White
	617S71=W5	1,050 mm	1,050 mm	5 mm	White

7



## 617S92 Multicolour OD

- Highly recommended for the padding of foot orthoses
- PE foam, closed-cell
- Hardness approx. Shore A 27
- High resilience
- Pressure-resistant
- Good thermoforming properties
- Good adhesive characteristics
- Good sanding characteristics
- Washable
- Temperature recommendation: 100 °C – 140 °C (convection oven, infrared oven)



### Information material

646F295=EN\_INT    Padding materials poster

### Technical data

Article number	Length	Width	Thickness	Colour
617S92=2	1,050 mm	900 mm	2 mm	Multicolour
617S92=3	1,050 mm	900 mm	3 mm	Multicolour
617S92=4	1,050 mm	900 mm	4 mm	Multicolour
617S92=5	1,050 mm	900 mm	5 mm	Multicolour









## 617S\* Dino foam

- For padding in orthotics, in particular for FOs
- EVA copolymer, closed-cell
- Marbled in two colours, various colours available
- Hardness approx. Shore A 40
- Density: approx. 200 kg/m<sup>3</sup>
- Elastic
- High resilience
- Pressure-resistant
- Good thermoforming properties
- Good adhesive characteristics
- Good sanding characteristics
- Washable
- Temperature recommendation: 100 °C (convection oven, infrared oven)

### Information material

646F295=EN_INT	Padding materials poster
----------------	--------------------------

### Technical data

Article image	Article number	Length	Width	Thickness	Colour
	617S90=2	1,280 mm	890 mm	2 mm	Black/white
	617S91=2	1,280 mm	890 mm	2 mm	Black/yellow
	617S93=2	1,280 mm	890 mm	2 mm	Black/purple
	617S94=2	1,280 mm	890 mm	2 mm	Black/pink



**Information material**

646F295=EN\_INT    Padding materials poster

## 617S68 PPT

- Highly recommended for the padding of foot orthoses
- For fitting diabetics
- PU flexible foam
- Breathable foam
- Hardness approx. Shore A 15
- Almost 100% resilience
- Pressure and impact absorbing
- Long service life
- Washable
- Not thermoformable




**Technical data**

Article number	Version	Length	Width	Thickness	Colour
617S68=1.6-0	Roughened on both sides	1,520 mm	650 mm	1.6 mm	Beige
617S68=3.2-0	Roughened on both sides	1,520 mm	650 mm	3.2 mm	Beige
617S68=6.4-0	Roughened on one side	1,520 mm	650 mm	6.4 mm	Beige



**Practical recommendation**

- Bonds well with 636W71 CP contact adhesive.



**Information material**

646F295=EN\_INT    Padding materials poster

## 617S119 Dyatec

- Highly recommended for the padding of foot orthoses
- Optimal for diabetic and rheumatic fittings, for pressure redistribution in soft footbeds
- PU flexible foam, open-cell
- Hardness approx. Shore A 10
- Delayed resilience
- Soft
- Good adhesive characteristics
- Good sanding characteristics
- Washable
- Not thermoformable



**Technical data**

Article number	Length	Width	Thickness	Colour
617S119=3.2-19	1,370 mm	730 mm	3.2 mm	Salmon
617S119=4.8-19	1,370 mm	730 mm	4.8 mm	Salmon
617S119=6.4-19	1,370 mm	730 mm	6.4 mm	Salmon



**Practical recommendation**

- Bonds well with 636W71 CP contact adhesive.



## 619M5 Cellular unvulcanized rubber

- For fabricating soft sockets and as a padding material for prosthetic sockets
- Wide range of applications
- Can be used with other materials such as leather
- Open pores on both sides
- Hardness approx. Shore A 10
- Density: approx. 220 kg/m<sup>3</sup>
- High resilience
- Good adhesive characteristics
- Good sanding characteristics
- Not thermoformable



**Information material**

646F295=EN\_INT    Padding materials poster

**Technical data**

Article number	Length	Width	Thickness	Colour
619M5=2	1,000 mm	1,000 mm	2 mm	Beige
619M5=3	1,000 mm	1,000 mm	3 mm	Beige
619M5=4	1,000 mm	1,000 mm	4 mm	Beige
619M5=5	1,000 mm	1,000 mm	5 mm	Beige
619M5=6	1,000 mm	1,000 mm	6 mm	Beige
619M5=8	1,000 mm	1,000 mm	8 mm	Beige
619M5=10	1,000 mm	1,000 mm	10 mm	Beige



## 619M3 Rubber padding

- For the fabrication of soft sockets
- Wide range of applications
- Both sides with skin and fine material pattern
- Hardness approx. Shore A 25
- Density: approx. 500 kg/m<sup>3</sup>
- Good resilience
- High elasticity of compression
- Good adhesive characteristics
- Good sanding characteristics
- Washable
- Not thermoformable



**Information material**

646F295=EN\_INT    Padding materials poster

**Technical data**

Article number	Length	Width	Thickness	Colour
619M3=8	1,000 mm	1,000 mm	8 mm	Grey





**Information material**

646F295=EN\_INT    Padding materials poster

### 616T\* Relax foam

- For the padding of positioning splints
- For the padding of seating shells in rehabilitation
- For integration into padded surfaces in areas particularly prone to pressure
- Open-cell
- Low density: approx. 60 kg/m<sup>3</sup> (616T92) or approx. 65 kg/m<sup>3</sup> (616T93)
- Slow restoring behaviour
- Good damping characteristics
- Not thermoformable

**Technical data**

Article image	Article number	Length	Width	Thickness	Colour
	616T93=2000X10	1,000 mm	2000 mm	10 mm	Grey
	616T93=2000X20	1,000 mm	2000 mm	20 mm	Grey
	616T92=2000X10	1,000 mm	2000 mm	10 mm	Pink
	616T92=2000X20	1,000 mm	2000 mm	20 mm	Pink
	616T92=2000X40	1,000 mm	2000 mm	40 mm	Pink




**Information material**

646F295=EN\_INT    Padding materials poster

### 619M9 Bedding foam, self-adhesive

- For the padding of positioning splints
- For the padding of seating shells in rehabilitation
- Open-cell
- Self-adhesive
- Slow restoring behaviour
- Good damping characteristics
- Not thermoformable



**Technical data**

Article number	Length	Width	Thickness	Colour
619M9=10	610 mm	410 mm	10 mm	Blue



**Information material**

646F295=EN\_INT    Padding materials poster

### 616T25 PVC foam, self-adhesive

- For padding applications in orthotics
- Suitable for trial fitting
- PVC foam
- Self-adhesive
- Washable



**Technical data**

Article number	Length	Width	Thickness	Colour
616T25	1,000 mm	500 mm	3 mm	White



## 623P2 Terry cloth padding fabric, self-adhesive

- For padding applications in orthotics
- Ideal for everyday clinical use, e.g. also in temporary fittings
- Upper material terry cloth, underside adhesive film
- Self-adhesive
- Very good adhesive characteristics
- High wearer comfort
- Washable



**Information material**

646F295=EN\_INT    Padding materials poster

**Technical data**

Article number	Length	Width	Colour
623P2	1,000 mm	500 mm	Beige



## 623P3 Terry cloth padding

- For padding applications in orthotics
- Upper material: terry cloth, underside: loop material
- Compatible with hook-and-loop
- Good padding characteristics
- Comfortable to wear
- Individual shaping possible
- Washable

**Technical data**

Article image	Article number	Length	Width	Thickness	Colour
	623P3=1	1 m	1,460 mm	4 mm	Blue
	623P3=2	2 m	1,460 mm	4 mm	Blue
	623P3=5	5 m	1,460 mm	4 mm	Blue
	623P3=10	10 m	1,460 mm	4 mm	Blue
	623P3=S1	1 m	1,460 mm	4 mm	Black
	623P3=S2	2 m	1,460 mm	4 mm	Black
	623P3=S5	5 m	1,460 mm	4 mm	Black
	623P3=S10	10 m	1,460 mm	4 mm	Black
	623P3=H1	1 m	1,460 mm	4 mm	Beige
	623P3=H2	2 m	1,460 mm	4 mm	Beige
	623P3=H5	5 m	1,460 mm	4 mm	Beige
	623P3=H10	10 m	1,460 mm	4 mm	Beige

**Information material**

646F295=EN\_INT    Padding materials poster



**Practical recommendation**

- Can be combined with 623Z4 and 623Z200 micro hook-and-loop. Apply 636W71 CP contact adhesive to the micro hook-and-loop and fasten it to the surface to be padded.



## 623F109 ComforTex soft

- For padding applications in orthotics
- 100% polyamide, first side
- 16% spandex and 84% polyamide, second side
- Compatible with hook-and-loop, first side
- Especially soft surface
- Excellent padding characteristics
- High resilience
- Very comfortable to wear
- Individual shaping possible
- HF and ultrasound weldable



### Information material

646F295=EN_INT	Padding materials poster
646D854=EN	ComforTex touch and feel booklet



### Product example



### Technical data

Article number	Length	Width	Thickness	Colour
623F109=1-7	1 m	1,400 mm	4 mm	Black/black
623F109=2-7	2 m	1,400 mm	4 mm	Black/black
623F109=5-7	5 m	1,400 mm	4 mm	Black/black



#### Practical recommendation

- Can be combined with 623Z4 and 623Z200 micro hook-and-loop. Apply 636W71 CP contact adhesive to the micro hook-and-loop and fasten it to the surface to be padded.




## 623F110 ComforTex smooth

- For padding applications in orthotics
- 100% polyamide, first side
- 80% polyamide and 20% spandex, second side
- Compatible with hook-and-loop, first side
- Very smooth surface
- Excellent padding characteristics
- High resilience
- Very comfortable to wear
- Individual shaping possible
- HF and ultrasound weldable



### Information material

646F295=EN_INT	Padding materials poster
646D854=EN	ComforTex touch and feel booklet



### Product example



### Technical data

Article number	Length	Width	Thickness	Colour
623F110=1-7	1 m	1,400 mm	4 mm	Black/black
623F110=2-7	2 m	1,400 mm	4 mm	Black/black
623F110=5-7	5 m	1,400 mm	4 mm	Black/black



#### Practical recommendation

- Can be combined with 623Z4 and 623Z200 micro hook-and-loop. Apply 636W71 CP contact adhesive to the micro hook-and-loop and fasten it to the surface to be padded.




## 623F112 ComforTex grippy

- For padding applications in orthotics
- 100% polyamide, first side
- 84% polyamide and 16% spandex, second side
- Compatible with hook-and-loop, first side
- Special knitting technique prevents slipping in the nap direction
- Excellent padding characteristics
- High resilience
- Very comfortable to wear
- Individual shaping possible
- HF and ultrasound weldable



### Information material

646F295=EN_INT	Padding materials poster
646D854=EN	ComforTex touch and feel booklet



### Product example



### Technical data

Article number	Length	Width	Thickness
623F112=1-7	1 m	1,400 mm	4 mm
623F112=2-7	2 m	1,400 mm	4 mm
623F112=5-7	5 m	1,400 mm	4 mm



#### Practical recommendation

- Can be combined with 623Z4 and 623Z200 micro hook-and-loop. Apply 636W71 CP contact adhesive to the micro hook-and-loop and fasten it to the surface to be padded.



## 623F62 ComforTex air

- For padding applications in orthotics
- 100% polyamide, first side
- 100% polyester, second side
- Compatible with hook-and-loop, first side
- High resilience
- Good padding characteristics
- High level of wearer comfort
- Air permeable
- Individual shaping possible



### Information material

646F295=EN_INT	Padding materials poster
646D854=EN	ComforTex touch and feel booklet



### Product example



### Technical data

Article number	Length	Width	Thickness
623F62=1-7	1 m	1,400 mm	3 mm
623F62=2-7	2 m	1,400 mm	3 mm
623F62=5-7	5 m	1,400 mm	3 mm



#### Practical recommendation


- Can be combined with 623Z4 and 623Z200 micro hook-and-loop. Apply 636W71 CP contact adhesive to the micro hook-and-loop and fasten it to the surface to be padded.





## 623F118 ComforTex air Hexagon

- For padding applications in orthotics
- Air permeable
- Excellent padding characteristics
- Extremely resilient
- Excellent wearer comfort
- Individual shaping possible



### Information material


646D854=EN ComforTex touch and feel booklet

### Technical data

Article number	Length	Width	Thickness	Colour
623F118=1-7	1 m	1500 mm	5,5 mm	Black
623F118=2-7	2 m	1500 mm	5,5 mm	Black
623F118=3-7	3 m	1500 mm	5,5 mm	Black
623F118=5-7	5 m	1500 mm	5,5 mm	Black

### Practical recommendation

- Can be combined with 623Z4 and 623Z200 micro hook-and-loop. Apply 636W71 CP contact adhesive to the surface to be padded.



## 616S142 Airpadding, self-adhesive

- A unique self-adhesive padding material, that is extremely lightweight, breathable and easy to work with.

### Technical data

Article number	Colour	Length	Width	Quantity unit
616S142=3500X400-7	Black	350 cm	40 cm	Rolle

### Information material

646K119=EN\_INT Product Catalogue UCAST



## 616S143 Edging tape, self-adhesive

- For finishing any hard edges.

### Technical data

Article number	Colour	Length	Width	Package contents	Quantity unit
616S143=7500X30-7	Black	7,5 m	3 cm	2 piece(s)	Package

### Information material

646K119=EN\_INT Product Catalogue UCAST



### 617S10 Neoprene®

- For padding applications in orthotics
- Textile-coated on both sides
- Closed-cell
- Hardness approx. Shore A 18
- Compatible with hook-and-loop
- Resilient
- Washable
- Not thermoformable

**Technical data**

Article number	Width	Thickness	Colour
617S10=4	1,200 mm	4 mm	White

**Information material**

646F295=EN_INT	Padding materials poster
----------------	--------------------------

Neoprene® is a registered trademark of DuPont.



### 617S15 Neoprene®, soft

- For the padding of AFOs and KAFOs
- Surface laminated with terry cloth, reverse side with nylon
- Closed-cell
- Hardness approx. Shore A 18
- Compatible with hook-and-loop
- Resilient
- Washable
- Not thermoformable



**Information material**

646F295=EN_INT	Padding materials poster
----------------	--------------------------

**Technical data**

Article number	Width	Thickness	Colour
617S15=3	1,200 mm	3 mm	Dark blue



Neoprene® is a registered trademark of DuPont.



### 620P15\* PS velour

- For padding applications in orthotics
- Microfibre synthetic fleece (60% polyamide, 40% polyurethane)
- Resistant to tearing
- Air permeable
- Water-vapour permeable
- Abrasion-resistant
- Colour-fast against perspiration
- Washable
- Free of formaldehyde, PCP and PCP compounds
- Not thermoformable

**Technical data**

Article image	Article number	Length	Width	Thickness	Colour
	620P15-5	1,370 mm	1,000 mm	0.8 mm	Blue
	620P15-8	1,370 mm	1,000 mm	0.8 mm	Brown

**Information material**

646F295=EN_INT	Padding materials poster
----------------	--------------------------




## 623Z\* Micro hook-and-loop, self-adhesive

- Recommended especially in combination with 623P3 terry cloth padding fabric and with 623F\* ComforTex
- Individually adaptable length
- Self-adhesive
- Very high hook-and-loop strength
- No additional bulk when fastening textile padding fabrics
- Facilitates very flexible connections





### Information material

646D577=EN	Product information – material innovations
------------	--



### Technical data

Article image	Article number	Width	Colour	Minimum order quantity
	623Z4=50-6	50 mm	White	10 m
	623Z200=100-7	100 mm	Black	10 m

• Please indicate the required length in metres when ordering.



### 616S116 Technogel® sheet

- For padding in orthotics, in particular for FOs
- As a padding material for prosthetic sockets
- For the padding of seating shells in rehabilitation
- PU gel
- With bi-elastic blue Lycra® fabric and PE film on one side
- Hardness approx. Shore A 2.5
- Density: approx. 1006 kg/m<sup>3</sup>
- Shape-retentive
- Good dissipation of shear forces
- Very good damping and good pressure redistribution
- High elongation
- High shock absorption
- Good bonding characteristics with 636W71 CP contact adhesive
- Washable
- Not thermoformable

**Information material**


646F295=EN\_INT    Padding materials poster



**Technical data**

Article number	Length	Width	Thickness
616S116=50X50X0.3	50 cm	50 cm	0.3 cm
616S116=50X50X0.6	50 cm	50 cm	0.6 cm
616S116=50X50X0.9	50 cm	50 cm	0.9 cm

Technogel® is a registered trademark of TechnoGel GmbH.  
Lycra® is a registered trademark of DuPont.




### 616S8 Technogel® sheet

- For the padding of FOs, AFOs and KAFOs
- As bedding material in the fabrication of prosthetic sockets
- For the padding of seating shells in rehabilitation
- PU gel with PU film on both sides
- Hardness approx. Shore A 2.5 - 10
- Density: approx. 1006 kg/m<sup>3</sup>
- Shape-retentive
- Good dissipation of shear forces
- Very good damping and good pressure redistribution
- High elongation
- High shock absorption
- Good bonding characteristics with 636W71 CP contact adhesive
- Washable
- Not thermoformable

**Information material**

646F295=EN\_INT    Padding materials poster

**Technical data**

Article image	Article number	Length	Width	Thickness	Colour
	616S8=50X50X0.3-5	50 cm	50 cm	0.3 cm	Blue
	616S8=50X50X0.6-5	50 cm	50 cm	0.6 cm	Blue

Technogel® is a registered trademark of TechnoGel GmbH.  
Lycra® is a registered trademark of DuPont.



## 620P1 Pressed cork

- For applications in orthopaedics and shoe technology
- Density: approx. 230 kg/m<sup>3</sup>
- Elastic
- High resilience
- Resistant against frictional wear
- Impermeable to liquids
- Not thermoformable



### Technical data

Article number	Length	Width	Thickness
620P1=30	1,000 mm	500 mm	30 mm
620P1=50	1,000 mm	500 mm	50 mm



## 620P2 Flexible cork

- For applications in orthopaedics and shoe technology
- Density: approx. 220 kg/m<sup>3</sup>
- Elastic
- High resilience
- Resistant against frictional wear
- Impermeable to liquids
- Not thermoformable



### Technical data

Article number	Length	Width	Thickness
620P2=2	915 mm	610 mm	2 mm
620P2=3	915 mm	610 mm	3 mm
620P2=4	915 mm	610 mm	4 mm
620P2=5	915 mm	610 mm	5 mm
620P2=6	915 mm	610 mm	6 mm
620P2=8	915 mm	610 mm	8 mm
620P2=10	915 mm	610 mm	10 mm



## 620P4 Microcork

- For applications in orthopaedics and shoe technology
- Hardness approx. Shore A 50
- Density: approx. 240 kg/m<sup>3</sup>
- Elastic
- High resilience
- Resistant against frictional wear
- Impermeable to liquids
- Good thermoforming properties at 130 °C (hotplate, convection oven)



### Technical data

Article number	Length	Width	Thickness
620P4=2.5	1,100 mm	850 mm	2.5 mm
620P4=4	1,100 mm	850 mm	4 mm
620P4=6	1,100 mm	850 mm	6 mm
620P4=8	1,100 mm	850 mm	8 mm
620P4=10	1,100 mm	850 mm	10 mm
620P4=12	1,100 mm	850 mm	12 mm
620P4=25	1,100 mm	850 mm	25 mm



## 620P3 Rubber cork

- For applications in orthopaedics and shoe technology
- Heat-resistant
- Elastic
- High resilience
- Resistant against frictional wear
- Impermeable to liquids
- Not thermoformable



### Information material

646A174=GB	Prepreg technology product information
------------	--

### Technical data

Article number	Length	Width	Thickness
620P3=2	1,000 mm	500 mm	2 mm
620P3=3	1,000 mm	500 mm	3 mm
620P3=4	1,000 mm	500 mm	4 mm
620P3=5	1,000 mm	500 mm	5 mm
620P3=6	1,000 mm	500 mm	6 mm
620P3=8	1,000 mm	500 mm	8 mm



### Practical recommendation

- Suitable for prepreg technology as a separating layer for padding.



### 621J2 Chrome kid leather

- For linings in orthopaedics and footwear specialism
- As upholstery leather for insoles
- Fine, soft leather



**Technical data**

Article number	Thickness
621J2	0.6-0.8 mm



### 621S4 Plain chamois sheep leather

- For linings in orthopaedics and footwear specialism
- Soft, supple lining leather
- Good stretching properties



**Technical data**

Article number
621S4

· Sheepskin with grain (e.g. for sockets) = grain chamois leather



### 621R1 Blank calf leather

- For use in orthopaedics and footwear specialism
- Ooze leather
- Lighter weight category
- Moderately greased
- Sometimes waxed
- Good carrying properties
- Good grip
- Supple
- Resistant to tearing
- Very good resistance to perspiration
- Waterproof
- Air permeable



**Technical data**

Article number	Version	Thickness
621R1=1-1.5	Side	1-1.5 mm





## 621R4 Orthopaedic chrome-tanned leather

- For straps and buckles
- Chrome tanned calf leather
- Tough
- Resistant to tearing
- Resistant to repeated flexural stress and abrasion



### Technical data

Article number	Version	Thickness
621R4=1.5-2	Side	1.5-2 mm



## 621W2 Orthopaedic leather

- For sockets and sleeves in prosthetics and orthotics
- Partially tanned
- From cowhide
- Vegetable tanned
- Very good forming properties
- Good absorption of perspiration



### Technical data

Article number	Version	Thickness
621W2=1.8-2	Side	1.8-2.0 mm
621W2=2-2.75	Side	2.0-2.75 mm
621W2=3-3.5	Side	3.0-3.5 mm



## 623T1 Cotton stockinette

- As body protection stockinette for the plaster and casting technique
- As a spacer layer in vacuum forming or laminating
- Can be worn directly on the skin, e.g. in case of body jacket fittings
- Wide range of applications
- 100% cotton
- Good stretching properties

### Technical data

Article number	Length	Width	Weight	Colour
623T1=4	33 m	4 cm	0.5 kg	Raw white
623T1=6	23.8 m	6 cm	0.5 kg	Raw white
623T1=8	17.2 m	8 cm	0.5 kg	Raw white
623T1=10	27.7 m	10 cm	1 kg	Raw white
623T1=12	25.6 m	12 cm	1 kg	Raw white
623T1=15	19.2 m	15 cm	1 kg	Raw white
623T1=20	14.9 m	20 cm	1 kg	Raw white
623T1=25	12.5 m	25 cm	1 kg	Raw white
623T1=30	10 m	30 cm	1 kg	Raw white
623T1=35	9.1 m	35 cm	1 kg	Raw white
623T1=40	7.7 m	40 cm	1 kg	Raw white




## 622P4 Felt cloth

- For linings, e.g. in leather sleeves
- Density: approx. 190 kg/m<sup>3</sup>
- Good padding characteristics




### Technical data

Article number	Width	Thickness	Weight	Colour
622P4=2	1,800 mm	2 mm	0.6 kg	White



## 623M8 Velvetone

- As a cover fabric in orthotics, e.g. for insoles
- 100% cotton
- One side roughened, the other side sunk
- Strong, satin-woven moleskin fabric
- Very thin



### Technical data


Article number	Width	Colour
623M8	1,500 mm	Beige



## 621X\* Helanca double-stretch synthetic leather

- For padding and upholstery
- Especially well suited for areas subject to high stress, for example in rehabilitation
- Pleasantly soft
- Good grip
- Elastic
- Abrasion-resistant
- Resistant to tearing
- Easy to clean
- Resistant to urine and blood
- Resistant to disinfectants

### Technical data

Article image	Article number	Length	Width	Colour
	621X2=1	1 m	1,370 mm	White
	621X2=2	2 m	1,370 mm	White
	621X2=5	5 m	1,370 mm	White
	621X3=1	1 m	1,370 mm	Beige
	621X3=2	2 m	1,370 mm	Beige
	621X3=5	5 m	1,370 mm	Beige



## 621X9 Carbon synthetic leather

- Cover for orthoses, prostheses, wheelchairs and closures
- As an underlay for insoles
- 50% polyurethane, 50% polyamide
- High abrasion resistance
- Resistant to tearing
- Colour-fast
- Light-fast
- Suitable for cutting
- Suitable for punching
- Easy to sand
- Clean cut edges without fraying
- Well suited for bonding
- Can be thermoformed at 90 – 120 °C
- Minimal shrinkage

Product example




### Technical data

Article number	Length	Width	Colour
621X9=1-7	1 m	1.46 m	Black
621X9=10-7	10 m	1.46 m	Black


### **i** Practical recommendation

- Prepare a template using 616F1 PVC film.
- Transfer the shape to 621X9 carbon synthetic leather. In doing so, make sure the carbon pattern is consistently aligned to obtain a uniform overall appearance and to conceal joints.
- Use 636N9 contact adhesive for fixing. The surfaces to be glued must be dry and free of dust, oil and grease.
- For better draping characteristics, warm 621X9 carbon synthetic leather slightly with hot air.



## 646F295 **Padding materials poster**





# Finishing.

Thermopapers, socket decors, CarbonTEX and SuperSkin offer the opportunity to upgrade surfaces with new designs. Ottobock offers various individual finishing options that allow the look of prostheses and orthoses to be changed and adapted to the user's taste.

Our thermopapers are suitable for giving plastics such as ThermoLyn PE 200, ThermoLyn PP-C and ThermoLyn PP-H an attractive, designer look. Socket decors permit individual colouration with applications of the lamination technique.

With CarbonTEX, Ottobock offers a carbon look in various colours which is easy to realise as part of the regular lamination process.

With a SuperSkin coating, a foam cover for example can be spray coated with a liquid polyurethane plastic (PUR). The applied coating is elastic, water-repellent, UV-resistant and can be coloured according to the skin tone. Prostheses coated with Ottobock SuperSkin have an even more natural appearance and are for example more resistant against dirt.





**Information material**

646D1468=EN_INT	623P110/623S110 Tabaluga design product brief
646D550=EN_INT	Thermopapers & socket decors product information
646D696=EN	Finishing product information
646M70=ALL_INT	Thermopapers & socket decors collection

## 623P110 “Tabaluga” thermopaper

- For custom colouring of synthetic materials such as ThermoLyn PE 200, ThermoLyn PP-C and ThermoLyn PP-H
- Unique selection of designs with the popular “Tabaluga” motif in the colours red, green, blue and white
- Environmentally friendly paper
- Tear-proof paper
- No additional workshop equipment or special technical knowledge required

**Technical data**

Article image	Article number	Length	Width	Colour
	623P110=2-2	2 m	75 cm	Red
	623P110=5-2	5 m	75 cm	Red
	623P110=2-3	2 m	75 cm	Green
	623P110=5-3	5 m	75 cm	Green
	623P110=2-5	2 m	75 cm	Blue
	623P110=5-5	5 m	75 cm	Blue
	623P110=2-6	2 m	75 cm	White
	623P110=5-6	5 m	75 cm	White



**Information material**

646D550=EN_INT	Thermopapers & socket decors product information
646D696=EN	Finishing product information
646M70=ALL_INT	Thermopapers & socket decors collection

## 623P50 “Giraffes, light green” thermopaper

- For custom colouring of synthetic materials such as ThermoLyn PE 200, ThermoLyn PP-C and ThermoLyn PP-H
- Large selection of unique designs
- Environmentally friendly paper
- Tear-proof paper
- No additional workshop equipment or special technical knowledge required

**Technical data**

Article number	Length	Width	Colour
623P50=2	2 m	75 cm	Light green
623P50=5	5 m	75 cm	Light green
623P50=10	10 m	75 cm	Light green



## 623P52 “Starry sky, blue” thermopaper

- For custom colouring of synthetic materials such as ThermoLyn PE 200, ThermoLyn PP-C and ThermoLyn PP-H
- Large selection of unique designs
- Environmentally friendly paper
- Tear-proof paper
- No additional workshop equipment or special technical knowledge required

### Technical data

Article number	Length	Width	Colour
623P52=2	2 m	75 cm	Light blue
623P52=5	5 m	75 cm	Light blue
623P52=10	10 m	75 cm	Light blue

### Information material

646D550=EN_INT	Thermopapers & socket decors product information
646D696=EN	Finishing product information
646M70=ALL_INT	Thermopapers & socket decors collection



## 623P97 “Bears, red, blue, yellow” thermopaper

- For custom colouring of synthetic materials such as ThermoLyn PE 200, ThermoLyn PP-C and ThermoLyn PP-H
- Large selection of unique designs
- Environmentally friendly paper
- Tear-proof paper
- No additional workshop equipment or special technical knowledge required

### Technical data

Article number	Length	Width	Colour
623P97=2	2 m	75 cm	Red/blue/yellow
623P97=5	5 m	75 cm	Red/blue/yellow
623P97=10	10 m	75 cm	Red/blue/yellow

### Information material

646D550=EN_INT	Thermopapers & socket decors product information
646D696=EN	Finishing product information
646M70=ALL_INT	Thermopapers & socket decors collection

### Processing and usage examples



Warm the synthetic material until it becomes completely transparent. Cut the thermopaper to size and apply it, with the design facing down, onto the precut component.



Carefully smooth the thermopaper from the middle towards the outside edges.



After approx. 20 seconds, pull the thermopaper off the material.



## 623P98 “On the road” thermopaper


- For custom colouring of synthetic materials such as ThermoLyn PE 200, ThermoLyn PP-C and ThermoLyn PP-H
- Large selection of unique designs
- Environmentally friendly paper
- Tear-proof paper
- No additional workshop equipment or special technical knowledge required

### Technical data

Article number	Length	Width	Colour
623P98=2	2 m	75 cm	Green
623P98=5	5 m	75 cm	Green
623P98=10	10 m	75 cm	Green

### Information material

646D550=EN_INT	Thermopapers & socket decors product information
646D696=EN	Finishing product information
646M70=ALL_INT	Thermopapers & socket decors collection



## 623P101 “Butterflies” thermopaper

- For custom colouring of synthetic materials such as ThermoLyn PE 200, ThermoLyn PP-C and ThermoLyn PP-H
- Large selection of unique designs
- Environmentally friendly paper
- Tear-proof paper
- No additional workshop equipment or special technical knowledge required

### Technical data

Article number	Length	Width	Colour
623P101=2	2 m	75 cm	Lilac
623P101=5	5 m	75 cm	Lilac
623P101=10	10 m	75 cm	Lilac

### Information material

646D550=EN_INT	Thermopapers & socket decors product information
646D696=EN	Finishing product information
646M70=ALL_INT	Thermopapers & socket decors collection



## 623P60 “Stars, pink” thermopaper

- For custom colouring of synthetic materials such as ThermoLyn PE 200, ThermoLyn PP-C and ThermoLyn PP-H
- Large selection of unique designs
- Environmentally friendly paper
- Tear-proof paper
- No additional workshop equipment or special technical knowledge required

### Technical data

Article number	Length	Width	Colour
623P60=2	2 m	75 cm	Pink
623P60=5	5 m	75 cm	Pink
623P60=10	10 m	75 cm	Pink

### Information material

646D550=EN_INT	Thermopapers & socket decors product information
646D696=EN	Finishing product information
646M70=ALL_INT	Thermopapers & socket decors collection



### 623P99 “Bears, green, purple, orange” thermopaper

- For custom colouring of synthetic materials such as ThermoLyn PE 200, ThermoLyn PP-C and ThermoLyn PP-H
- Large selection of unique designs
- Environmentally friendly paper
- Tear-proof paper
- No additional workshop equipment or special technical knowledge required

**Technical data**

Article number	Length	Width	Colour
623P99=2	2 m	75 cm	Green/purple/orange
623P99=5	5 m	75 cm	Green/purple/orange
623P99=10	10 m	75 cm	Green/purple/orange

**Information material**

646D550=EN_INT	Thermopapers & socket decors product information
646D696=EN	Finishing product information
646M70=ALL_INT	Thermopapers & socket decors collection



### 623P106 “Fox” thermopaper

- For custom colouring of synthetic materials such as ThermoLyn PE 200, ThermoLyn PP-C and ThermoLyn PP-H
- Large selection of unique designs
- Environmentally friendly paper
- Tear-proof paper
- No additional workshop equipment or special technical knowledge required

**Technical data**

Article number	Length	Width
623P106=2	2 m	75 cm
623P106=5	5 m	75 cm
623P106=10	10 m	75 cm

**Information material**

646D550=EN_INT	Thermopapers & socket decors product information
646D696=EN	Finishing product information
646M70=ALL_INT	Thermopapers & socket decors collection

**Processing and usage examples**



Warm the synthetic material until it becomes completely transparent. Cut the thermopaper to size and apply it, with the design facing down, onto the precut component.



Carefully smooth the thermopaper from the middle towards the outside edges.



After approx. 20 seconds, pull the thermopaper off the material.





### 623P100 “Bears, blue, green, grey” thermopaper

- For custom colouring of synthetic materials such as ThermoLyn PE 200, ThermoLyn PP-C and ThermoLyn PP-H
- Large selection of unique designs
- Environmentally friendly paper
- Tear-proof paper
- No additional workshop equipment or special technical knowledge required

**Technical data**

Article number	Length	Width	Colour
623P100=2	2 m	75 cm	Blue/green/grey
623P100=5	5 m	75 cm	Blue/green/grey
623P100=10	10 m	75 cm	Blue/green/grey

**Information material**

646D550=EN_INT	Thermopapers & socket decors product information
646D696=EN	Finishing product information
646M70=ALL_INT	Thermopapers & socket decors collection



### 623P92 “Kaleidoscope, black, red” thermopaper


- For custom colouring of synthetic materials such as ThermoLyn PE 200, ThermoLyn PP-C and ThermoLyn PP-H
- Large selection of unique designs
- Environmentally friendly paper
- Tear-proof paper
- No additional workshop equipment or special technical knowledge required

**Technical data**

Article number	Length	Width	Colour
623P92=2	2 m	75 cm	Black/red
623P92=5	5 m	75 cm	Black/red
623P92=10	10 m	75 cm	Black/red

**Information material**

646D550=EN_INT	Thermopapers & socket decors product information
646D696=EN	Finishing product information
646M70=ALL_INT	Thermopapers & socket decors collection



### 623P93 “Kaleidoscope, black, white” thermopaper


- For custom colouring of synthetic materials such as ThermoLyn PE 200, ThermoLyn PP-C and ThermoLyn PP-H
- Large selection of unique designs
- Environmentally friendly paper
- Tear-proof paper
- No additional workshop equipment or special technical knowledge required

**Technical data**

Article number	Length	Width	Colour
623P93=2	2 m	75 cm	Black/white
623P93=5	5 m	75 cm	Black/white
623P93=10	10 m	75 cm	Black/white

**Information material**

646D550=EN_INT	Thermopapers & socket decors product information
646D696=EN	Finishing product information
646M70=ALL_INT	Thermopapers & socket decors collection



## 623P103 “Mandala, to colour it yourself” thermopaper

- For custom colouring of synthetic materials such as ThermoLyn PE 200, ThermoLyn PP-C and ThermoLyn PP-H
- Large selection of unique designs
- Environmentally friendly paper
- Tear-proof paper
- No additional workshop equipment or special technical knowledge required

### Technical data

Article number	Length	Width	Colour
623P103=2	2 m	75 cm	White/black
623P103=5	5 m	75 cm	White/black
623P103=10	10 m	75 cm	White/black

### Information material

646D550=EN_INT	Thermopapers & socket decors product information
646D696=EN	Finishing product information
646M70=ALL_INT	Thermopapers & socket decors collection



## 623P94 “Muscles, white, black” thermopaper

- For custom colouring of synthetic materials such as ThermoLyn PE 200, ThermoLyn PP-C and ThermoLyn PP-H
- Large selection of unique designs
- Environmentally friendly paper
- Tear-proof paper
- No additional workshop equipment or special technical knowledge required

### Technical data

Article number	Length	Width	Colour
623P94=2	2 m	75 cm	White/black
623P94=5	5 m	75 cm	White/black
623P94=10	10 m	75 cm	White/black

### Information material

646D550=EN_INT	Thermopapers & socket decors product information
646D696=EN	Finishing product information
646M70=ALL_INT	Thermopapers & socket decors collection

### Processing and usage examples



Warm the synthetic material until it becomes completely transparent. Cut the thermopaper to size and apply it, with the design facing down, onto the precut component.



Carefully smooth the thermopaper from the middle towards the outside edges.



After approx. 20 seconds, pull the thermopaper off the material.



## 623P85 “Faces” thermopaper

- For custom colouring of synthetic materials such as ThermoLyn PE 200, ThermoLyn PP-C and ThermoLyn PP-H
- Large selection of unique designs
- Environmentally friendly paper
- Tear-proof paper
- No additional workshop equipment or special technical knowledge required

### Technical data

Article number	Length	Width
623P85=2	2 m	75 cm
623P85=5	5 m	75 cm
623P85=10	10 m	75 cm

### Information material

646D550=EN_INT	Thermopapers & socket decors product information
646D696=EN	Finishing product information
646M70=ALL_INT	Thermopapers & socket decors collection



## 623P87 “Raindrops” thermopaper


- For custom colouring of synthetic materials such as ThermoLyn PE 200, ThermoLyn PP-C and ThermoLyn PP-H
- Large selection of unique designs
- Environmentally friendly paper
- Tear-proof paper
- No additional workshop equipment or special technical knowledge required

### Technical data

Article number	Length	Width	Colour
623P87=2	2 m	75 cm	Blue
623P87=5	5 m	75 cm	Blue
623P87=10	10 m	75 cm	Blue

### Information material

646D550=EN_INT	Thermopapers & socket decors product information
646D696=EN	Finishing product information
646M70=ALL_INT	Thermopapers & socket decors collection



## 623P88 “Concrete” thermopaper

- For custom colouring of synthetic materials such as ThermoLyn PE 200, ThermoLyn PP-C and ThermoLyn PP-H
- Large selection of unique designs
- Environmentally friendly paper
- Tear-proof paper
- No additional workshop equipment or special technical knowledge required

### Technical data

Article number	Length	Width	Colour
623P88=2	2 m	75 cm	Grey
623P88=5	5 m	75 cm	Grey
623P88=10	10 m	75 cm	Grey

### Information material

646D550=EN_INT	Thermopapers & socket decors product information
646D696=EN	Finishing product information
646M70=ALL_INT	Thermopapers & socket decors collection





## 623P86 “Camouflage Earth” thermopaper

- For custom colouring of synthetic materials such as ThermoLyn PE 200, ThermoLyn PP-C and ThermoLyn PP-H
- Large selection of unique designs
- Environmentally friendly paper
- Tear-proof paper
- No additional workshop equipment or special technical knowledge required

### Technical data

Article number	Length	Width	Colour
623P86=2	2 m	75 cm	Green
623P86=5	5 m	75 cm	Green
623P86=10	10 m	75 cm	Green

### Information material

646D550=EN_INT	Thermopapers & socket decors product information
646D696=EN	Finishing product information
646M70=ALL_INT	Thermopapers & socket decors collection



## 623P62 “Mini jeans” thermopaper

- For custom colouring of synthetic materials such as ThermoLyn PE 200, ThermoLyn PP-C and ThermoLyn PP-H
- Large selection of unique designs
- Environmentally friendly paper
- Tear-proof paper
- No additional workshop equipment or special technical knowledge required

### Technical data

Article number	Length	Width	Colour
623P62=2	2 m	75 cm	Blue
623P62=5	5 m	75 cm	Blue
623P62=10	10 m	75 cm	Blue

### Information material

646D550=EN_INT	Thermopapers & socket decors product information
646D696=EN	Finishing product information
646M70=ALL_INT	Thermopapers & socket decors collection

### Processing and usage examples



Warm the synthetic material until it becomes completely transparent. Cut the thermopaper to size and apply it, with the design facing down, onto the precut component.



Carefully smooth the thermopaper from the middle towards the outside edges.



After approx. 20 seconds, pull the thermopaper off the material.



## 623P61 “Mega jeans” thermopaper

- For custom colouring of synthetic materials such as ThermoLyn PE 200, ThermoLyn PP-C and ThermoLyn PP-H
- Large selection of unique designs
- Environmentally friendly paper
- Tear-proof paper
- No additional workshop equipment or special technical knowledge required

### Technical data

Article number	Length	Width	Colour
623P61=2	2 m	75 cm	Blue
623P61=5	5 m	75 cm	Blue
623P61=10	10 m	75 cm	Blue

### Information material

646D550=EN_INT	Thermopapers & socket decors product information
646D696=EN	Finishing product information
646M70=ALL_INT	Thermopapers & socket decors collection



## 623P84 “Modern jeans” thermopaper


- For custom colouring of synthetic materials such as ThermoLyn PE 200, ThermoLyn PP-C and ThermoLyn PP-H
- Large selection of unique designs
- Environmentally friendly paper
- Tear-proof paper
- No additional workshop equipment or special technical knowledge required

### Technical data

Article number	Length	Width	Colour
623P84=2	2 m	75 cm	Blue
623P84=5	5 m	75 cm	Blue
623P84=10	10 m	75 cm	Blue

### Information material

646D550=EN_INT	Thermopapers & socket decors product information
646D696=EN	Finishing product information
646M70=ALL_INT	Thermopapers & socket decors collection



## 623P107 “Carbon, sand” thermopaper

- For custom colouring of synthetic materials such as ThermoLyn PE 200, ThermoLyn PP-C and ThermoLyn PP-H
- Large selection of unique designs
- Environmentally friendly paper
- Tear-proof paper
- No additional workshop equipment or special technical knowledge required

### Technical data

Article number	Length	Width	Colour
623P107=2	2 m	75 cm	Sand
623P107=5	5 m	75 cm	Sand
623P107=10	10 m	75 cm	Sand

### Information material

646D550=EN_INT	Thermopapers & socket decors product information
646D696=EN	Finishing product information
646M70=ALL_INT	Thermopapers & socket decors collection



### 623P89 “Carbon, raspberry red” thermopaper


- For custom colouring of synthetic materials such as ThermoLyn PE 200, ThermoLyn PP-C and ThermoLyn PP-H
- Large selection of unique designs
- Environmentally friendly paper
- Tear-proof paper
- No additional workshop equipment or special technical knowledge required

**Technical data**

Article number	Length	Width	Colour
623P89=2	2 m	75 cm	Raspberry red
623P89=5	5 m	75 cm	Raspberry red
623P89=10	10 m	75 cm	Raspberry red

**Information material**

646D550=EN_INT	Thermopapers & socket decors product information
646D696=EN	Finishing product information
646M70=ALL_INT	Thermopapers & socket decors collection



### 623P90 “Carbon, water blue” thermopaper

- For custom colouring of synthetic materials such as ThermoLyn PE 200, ThermoLyn PP-C and ThermoLyn PP-H
- Large selection of unique designs
- Environmentally friendly paper
- Tear-proof paper
- No additional workshop equipment or special technical knowledge required

**Technical data**

Article number	Length	Width	Colour
623P90=2	2 m	75 cm	Water blue
623P90=5	5 m	75 cm	Water blue
623P90=10	10 m	75 cm	Water blue

**Information material**

646D550=EN_INT	Thermopapers & socket decors product information
646D696=EN	Finishing product information
646M70=ALL_INT	Thermopapers & socket decors collection

**Processing and usage examples**



Warm the synthetic material until it becomes completely transparent. Cut the thermopaper to size and apply it, with the design facing down, onto the precut component.



Carefully smooth the thermopaper from the middle towards the outside edges.



After approx. 20 seconds, pull the thermopaper off the material.



## 623P74 “Carbon, heavy grey” thermopaper

- For custom colouring of synthetic materials such as ThermoLyn PE 200, ThermoLyn PP-C and ThermoLyn PP-H
- Large selection of unique designs
- Environmentally friendly paper
- Tear-proof paper
- No additional workshop equipment or special technical knowledge required

### Technical data

Article number	Length	Width	Colour
623P74=2	2 m	75 cm	Dark grey
623P74=5	5 m	75 cm	Dark grey
623P74=10	10 m	75 cm	Dark grey

### Information material

646D550=EN_INT	Thermopapers & socket decors product information
646D696=EN	Finishing product information
646M70=ALL_INT	Thermopapers & socket decors collection



## 623P96 “Uni, beige” thermopaper


- For custom colouring of synthetic materials such as ThermoLyn PE 200, ThermoLyn PP-C and ThermoLyn PP-H
- Large selection of unique designs
- Environmentally friendly paper
- Tear-proof paper
- No additional workshop equipment or special technical knowledge required

### Technical data

Article number	Length	Width	Colour
623P96=2	2 m	75 cm	Beige
623P96=5	5 m	75 cm	Beige
623P96=10	10 m	75 cm	Beige

### Information material

646D550=EN_INT	Thermopapers & socket decors product information
646D696=EN	Finishing product information
646M70=ALL_INT	Thermopapers & socket decors collection



## 623P95 “Uni, black” thermopaper

- For custom colouring of synthetic materials such as ThermoLyn PE 200, ThermoLyn PP-C and ThermoLyn PP-H
- Large selection of unique designs
- Environmentally friendly paper
- Tear-proof paper
- No additional workshop equipment or special technical knowledge required

### Technical data

Article number	Length	Width	Colour
623P95=2	2 m	75 cm	Black
623P95=5	5 m	75 cm	Black
623P95=10	10 m	75 cm	Black

### Information material

646D550=EN_INT	Thermopapers & socket decors product information
646D696=EN	Finishing product information
646M70=ALL_INT	Thermopapers & socket decors collection



**Processing and usage examples**

Warm the synthetic material until it becomes completely transparent. Cut the thermopaper to size and apply it, with the design facing down, onto the precut component.



Carefully smooth the thermopaper from the middle towards the outside edges.



After approx. 20 seconds, pull the thermopaper off the material.



**Information material**

646D1468=EN_INT	623P110/623S110 Tabaluga design product brief
646D550=EN_INT	Thermopapers & socket decors product information
646D696=EN	Finishing product information
646M70=ALL_INT	Thermopapers & socket decors collection

## 623S110 “Tabaluga” socket decor

- For custom colouring with lamination technique
- Unique selection of designs with the popular “Tabaluga” motif in the colours red, green, blue and white
- Proven tubular fabric
- No additional workshop equipment or special technical knowledge required

**Technical data**

Article image	Article number	Length	Width	Colour
	623S110=15-2	1.5 m	15 cm	Red
	623S110=20-2	1.5 m	20 cm	Red
	623S110=15-3	1.5 m	15 cm	Green
	623S110=20-3	1.5 m	20 cm	Green
	623S110=15-5	1.5 m	15 cm	Blue
	623S110=20-5	1.5 m	20 cm	Blue
	623S110=15-6	1.5 m	15 cm	White
	623S110=20-6	1.5 m	20 cm	White



**Information material**

646D550=EN_INT	Thermopapers & socket decors product information
646D696=EN	Finishing product information
646M70=ALL_INT	Thermopapers & socket decors collection

## 623S50 “Giraffes, light green” socket decor

- For custom colouring with lamination technique
- Large selection of unique designs
- Proven tubular fabric
- No additional workshop equipment or special technical knowledge required

**Technical data**

Article number	Length	Width	Colour
623S50=15	1.5 m	15 cm	Light green
623S50=20	1.5 m	20 cm	Light green



## 623S52 “Starry sky, blue” socket decor

- For custom colouring with lamination technique
- Large selection of unique designs
- Proven tubular fabric
- No additional workshop equipment or special technical knowledge required

### Technical data

Article number	Length	Width	Colour
623S52=15	1.5 m	15 cm	Light blue
623S52=20	1.5 m	20 cm	Light blue

### Information material

646D550=EN_INT	Thermopapers & socket decors product information
646D696=EN	Finishing product information
646M70=ALL_INT	Thermopapers & socket decors collection



## 623S97 “Bears, red, blue, yellow” socket decor

- For custom colouring with lamination technique
- Large selection of unique designs
- Proven tubular fabric
- No additional workshop equipment or special technical knowledge required

### Technical data

Article number	Length	Width	Colour
623S97=15	1.5 m	15 cm	Red/blue/yellow
623S97=20	1.5 m	20 cm	Red/blue/yellow


### Information material

646D550=EN_INT	Thermopapers & socket decors product information
646D696=EN	Finishing product information
646M70=ALL_INT	Thermopapers & socket decors collection

### Processing and usage examples



Pull the decorative fabric around the socket model with the design facing inwards. Using your hand to hold the decorative fabric taut, trace along the contour of the socket using a pencil. Do not use permanent markers, ball-point pens, etc., because these could cause discolouration during the laminating process.



Take in the decorative fabric, leaving 5 mm between the stitches and the inside of the marked line. Allow the distal seam to taper off. This means the seam can be seen only on the medial side. Using scissors, trim the decorative fabric along the seam to a maximum of 2 mm.



Turn the decorative fabric inside out so that the design is facing outwards, and then pull it over the socket model. Place the seam in an inconspicuous position on the socket (e.g. medially).





## 623S98 “On the road” socket decor


- For custom colouring with lamination technique
- Large selection of unique designs
- Proven tubular fabric
- No additional workshop equipment or special technical knowledge required

### Technical data

Article number	Length	Width	Colour
623S98=15	1.5 m	15 cm	Green
623S98=20	1.5 m	20 cm	Green

### Information material

646D550=EN_INT	Thermopapers & socket decors product information
646D696=EN	Finishing product information
646M70=ALL_INT	Thermopapers & socket decors collection



## 623S101 “Butterflies” socket decor

- For custom colouring with lamination technique
- Large selection of unique designs
- Proven tubular fabric
- No additional workshop equipment or special technical knowledge required

### Technical data

Article number	Length	Width	Colour
623S101=15	1.5 m	15 cm	Lilac
623S101=20	1.5 m	20 cm	Lilac

### Information material

646D550=EN_INT	Thermopapers & socket decors product information
646D696=EN	Finishing product information
646M70=ALL_INT	Thermopapers & socket decors collection



## 623S60 “Stars, pink” socket decor

- For custom colouring with lamination technique
- Large selection of unique designs
- Proven tubular fabric
- No additional workshop equipment or special technical knowledge required

### Technical data

Article number	Length	Width	Colour
623S60=15	1.5 m	15 cm	Pink
623S60=20	1.5 m	20 cm	Pink

### Information material

646D550=EN_INT	Thermopapers & socket decors product information
646D696=EN	Finishing product information
646M70=ALL_INT	Thermopapers & socket decors collection



## 623S99 “Bears, green, purple, orange” socket decor

- For custom colouring with lamination technique
- Large selection of unique designs
- Proven tubular fabric
- No additional workshop equipment or special technical knowledge required

### Technical data

Article number	Length	Width	Colour
623S99=15	1.5 m	15 cm	Green/purple/orange
623S99=20	1.5 m	20 cm	Green/purple/orange

### Information material

646D550=EN_INT	Thermopapers & socket decors product information
646D696=EN	Finishing product information
646M70=ALL_INT	Thermopapers & socket decors collection



## 623S106 “Fox” socket decor

- For custom colouring with lamination technique
- Large selection of unique designs
- Proven tubular fabric
- No additional workshop equipment or special technical knowledge required

### Technical data

Article number	Length	Width
623S106=15	1.5 m	15 cm
623S106=20	1.5 m	20 cm


### Information material

646D550=EN_INT	Thermopapers & socket decors product information
646D696=EN	Finishing product information
646M70=ALL_INT	Thermopapers & socket decors collection

### Processing and usage examples



Pull the decorative fabric around the socket model with the design facing inwards. Using your hand to hold the decorative fabric taut, trace along the contour of the socket using a pencil. Do not use permanent markers, ball-point pens, etc., because these could cause discolouration during the laminating process.



Take in the decorative fabric, leaving 5 mm between the stitches and the inside of the marked line. Allow the distal seam to taper off. This means the seam can be seen only on the medial side. Using scissors, trim the decorative fabric along the seam to a maximum of 2 mm.



Turn the decor fabric so the design faces outwards, and then pull it over the socket model. Place the seam in a less conspicuous position on the socket (e.g. medially).



## 623S100 “Bears, blue, green, grey” socket decor


- For custom colouring with lamination technique
- Large selection of unique designs
- Proven tubular fabric
- No additional workshop equipment or special technical knowledge required

### Technical data

Article number	Length	Width	Colour
623S100=15	1.5 m	15 cm	Blue/green/grey
623S100=20	1.5 m	20 cm	Blue/green/grey

### Information material

646D550=EN_INT	Thermopapers & socket decors product information
646D696=EN	Finishing product information
646M70=ALL_INT	Thermopapers & socket decors collection



## 623S92 “Kaleidoscope, black, red” socket decor


- For custom colouring with lamination technique
- Large selection of unique designs
- Proven tubular fabric
- No additional workshop equipment or special technical knowledge required

### Technical data

Article number	Length	Width	Colour
623S92=15	1.5 m	15 cm	Black/red
623S92=20	1.5 m	20 cm	Black/red

### Information material

646D550=EN_INT	Thermopapers & socket decors product information
646D696=EN	Finishing product information
646M70=ALL_INT	Thermopapers & socket decors collection



## 623S93 “Kaleidoscope, black, white” socket decor

- For custom colouring with lamination technique
- Large selection of unique designs
- Proven tubular fabric
- No additional workshop equipment or special technical knowledge required


### Technical data

Article number	Length	Width	Colour
623S93=15	1.5 m	15 cm	Black/white
623S93=20	1.5 m	20 cm	Black/white

### Information material

646D550=EN_INT	Thermopapers & socket decors product information
646D696=EN	Finishing product information
646M70=ALL_INT	Thermopapers & socket decors collection





## Socket decor “mandala, to colour it yourself”

- For custom colouring with lamination technique
- Large selection of unique designs
- Proven tubular fabric
- No additional workshop equipment or special technical knowledge required

### Technical data

Article number	Length	Width	Colour
623S103=15	1.5 m	15 cm	White/black
623S103=20	1.5 m	20 cm	White/black

### Information material

646D550=EN_INT	Thermopapers & socket decors product information
646D696=EN	Finishing product information
646M70=ALL_INT	Thermopapers & socket decors collection



## 623S94 “Muscles, white, black” socket decor

- For custom colouring with lamination technique
- Large selection of unique designs
- Proven tubular fabric
- No additional workshop equipment or special technical knowledge required

### Technical data

Article number	Length	Width	Colour
623S94=15	1.5 m	15 cm	White/black
623S94=20	1.5 m	20 cm	White/black

### Information material

646D550=EN_INT	Thermopapers & socket decors product information
646D696=EN	Finishing product information
646M70=ALL_INT	Thermopapers & socket decors collection

### Processing and usage examples



Pull the decorative fabric around the socket model with the design facing inwards. Using your hand to hold the decorative fabric taut, trace along the contour of the socket using a pencil. Do not use permanent markers, ball-point pens, etc., because these could cause discolouration during the laminating process.



Take in the decorative fabric, leaving 5 mm between the stitches and the inside of the marked line. Allow the distal seam to taper off. This means the seam can be seen only on the medial side. Using scissors, trim the decorative fabric along the seam to a maximum of 2 mm.



Turn the decorative fabric inside out so that the design is facing outwards, and then pull it over the socket model. Place the seam in an inconspicuous position on the socket (e.g. medially).



## 623S85 “Faces” socket decor

- For custom colouring with lamination technique
- Large selection of unique designs
- Proven tubular fabric
- No additional workshop equipment or special technical knowledge required

### Technical data

Article number	Length	Width
623S85=15	1.5 m	15 cm
623S85=20	1.5 m	20 cm

### Information material

646D550=EN_INT	Thermopapers & socket decors product information
646D696=EN	Finishing product information
646M70=ALL_INT	Thermopapers & socket decors collection



## 623S87 “Raindrops” socket decor


- For custom colouring with lamination technique
- Large selection of unique designs
- Proven tubular fabric
- No additional workshop equipment or special technical knowledge required

### Technical data

Article number	Length	Width	Colour
623S87=15	1.5 m	15 cm	Blue
623S87=20	1.5 m	20 cm	Blue

### Information material

646D550=EN_INT	Thermopapers & socket decors product information
646D696=EN	Finishing product information
646M70=ALL_INT	Thermopapers & socket decors collection



## 623S88 “Concrete” socket decor

- For custom colouring with lamination technique
- Large selection of unique designs
- Proven tubular fabric
- No additional workshop equipment or special technical knowledge required

### Technical data

Article number	Length	Width	Colour
623S88=15	1.5 m	15 cm	Grey
623S88=20	1.5 m	20 cm	Grey

### Information material

646D550=EN_INT	Thermopapers & socket decors product information
646D696=EN	Finishing product information
646M70=ALL_INT	Thermopapers & socket decors collection



## 623S86 “Camouflage Earth” socket decor

- For custom colouring with lamination technique
- Large selection of unique designs
- Proven tubular fabric
- No additional workshop equipment or special technical knowledge required

### Technical data

Article number	Length	Width	Colour
623S86=15	1.5 m	15 cm	Green
623S86=20	1.5 m	20 cm	Green

### Information material

646D550=EN_INT	Thermopapers & socket decors product information
646D696=EN	Finishing product information
646M70=ALL_INT	Thermopapers & socket decors collection



## 623S62 “Mini jeans” socket decor

- For custom colouring with lamination technique
- Large selection of unique designs
- Proven tubular fabric
- No additional workshop equipment or special technical knowledge required

### Technical data

Article number	Length	Width	Colour
623S62=15	1.5 m	15 cm	Blue
623S62=20	1.5 m	20 cm	Blue

### Information material

646D550=EN_INT	Thermopapers & socket decors product information
646D696=EN	Finishing product information
646M70=ALL_INT	Thermopapers & socket decors collection

### Processing and usage examples



Pull the decorative fabric around the socket model with the design facing inwards. Using your hand to hold the decorative fabric taut, trace along the contour of the socket using a pencil. Do not use permanent markers, ball-point pens, etc., because these could cause discolouration during the laminating process.




Take in the decorative fabric, leaving 5 mm between the stitches and the inside of the marked line. Allow the distal seam to taper off. This means the seam can be seen only on the medial side. Using scissors, trim the decorative fabric along the seam to a maximum of 2 mm.



Turn the decorative fabric inside out so that the design is facing outwards, and then pull it over the socket model. Place the seam in an inconspicuous position on the socket (e.g. medially).





## 623S61 “Mega jeans” socket decor

- For custom colouring with lamination technique
- Large selection of unique designs
- Proven tubular fabric
- No additional workshop equipment or special technical knowledge required

### Technical data

Article number	Length	Width	Colour
623S61=15	1.5 m	15 cm	Blue
623S61=20	1.5 m	20 cm	Blue

### Information material

646D550=EN_INT	Thermopapers & socket decors product information
646D696=EN	Finishing product information
646M70=ALL_INT	Thermopapers & socket decors collection



## 623S84 “Modern jeans” socket decor

- For custom colouring with lamination technique
- Large selection of unique designs
- Proven tubular fabric
- No additional workshop equipment or special technical knowledge required

### Technical data

Article number	Length	Width	Colour
623S84=15	1.5 m	15 cm	Blue
623S84=20	1.5 m	20 cm	Blue

### Information material

646D550=EN_INT	Thermopapers & socket decors product information
646D696=EN	Finishing product information
646M70=ALL_INT	Thermopapers & socket decors collection



## 623S107 “Carbon, sand” socket decor

- For custom colouring with lamination technique
- Large selection of unique designs
- Proven tubular fabric
- No additional workshop equipment or special technical knowledge required

### Technical data

Article number	Length	Width	Colour
623S107=15	1.5 m	15 cm	Sand
623S107=20	1.5 m	20 cm	Sand

### Information material

646D550=EN_INT	Thermopapers & socket decors product information
646D696=EN	Finishing product information
646M70=ALL_INT	Thermopapers & socket decors collection





## 623S89 “Carbon, raspberry red” socket decor


- For custom colouring with lamination technique
- Large selection of unique designs
- Proven tubular fabric
- No additional workshop equipment or special technical knowledge required

### Technical data

Article number	Length	Width	Colour
623S89=15	1.5 m	15 cm	Raspberry red
623S89=20	1.5 m	20 cm	Raspberry red

### Information material

646D550=EN_INT	Thermopapers & socket decors product information
646D696=EN	Finishing product information
646M70=ALL_INT	Thermopapers & socket decors collection



## 623S90 “Carbon, water blue” socket decor

- For custom colouring with lamination technique
- Large selection of unique designs
- Proven tubular fabric
- No additional workshop equipment or special technical knowledge required

### Technical data

Article number	Length	Width	Colour
623S90=15	1.5 m	15 cm	Water blue
623S90=20	1.5 m	20 cm	Water blue

### Information material

646D550=EN_INT	Thermopapers & socket decors product information
646D696=EN	Finishing product information
646M70=ALL_INT	Thermopapers & socket decors collection

### Processing and usage examples



Pull the decorative fabric around the socket model with the design facing inwards. Using your hand to hold the decorative fabric taut, trace along the contour of the socket using a pencil. Do not use permanent markers, ball-point pens, etc., because these could cause discolouration during the laminating process.



Take in the decorative fabric, leaving 5 mm between the stitches and the inside of the marked line. Allow the distal seam to taper off. This means the seam can be seen only on the medial side. Using scissors, trim the decorative fabric along the seam to a maximum of 2 mm.



Turn the decorative fabric inside out so that the design is facing outwards, and then pull it over the socket model. Place the seam in an inconspicuous position on the socket (e.g. medially).



## 623S74 Socket decor “carbon, heavy grey”

- For custom colouring with lamination technique
- Large selection of unique designs
- Proven tubular fabric
- No additional workshop equipment or special technical knowledge required

### Technical data

Article number	Length	Width	Colour
623S74=15-7	1.5 m	15 cm	Dark grey
623S74=20-7	1.5 m	20 cm	Dark grey

### Information material

646D550=EN_INT	Thermopapers & socket decors product information
646D696=EN	Finishing product information
646M70=ALL_INT	Thermopapers & socket decors collection



## 623S96 “Uni, beige” socket decor


- For custom colouring with lamination technique
- Large selection of unique designs
- Proven tubular fabric
- No additional workshop equipment or special technical knowledge required

### Technical data

Article number	Length	Width	Colour
623S96=15	1.5 m	15 cm	Beige
623S96=20	1.5 m	20 cm	Beige

### Information material

646D550=EN_INT	Thermopapers & socket decors product information
646D696=EN	Finishing product information
646M70=ALL_INT	Thermopapers & socket decors collection



## 623S95 “Uni, black” socket decor

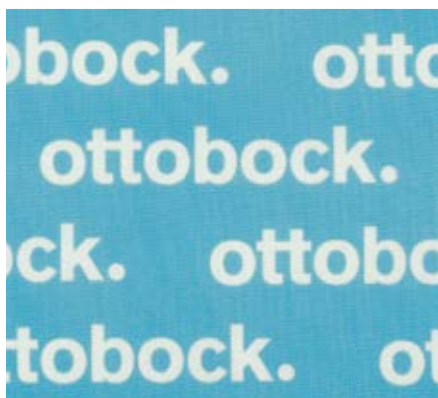
- For custom colouring with lamination technique
- Large selection of unique designs
- Proven tubular fabric
- No additional workshop equipment or special technical knowledge required

### Technical data

Article number	Length	Width	Colour
623S95=15	1.5 m	15 cm	Black
623S95=20	1.5 m	20 cm	Black

### Information material

646D550=EN_INT	Thermopapers & socket decors product information
646D696=EN	Finishing product information
646M70=ALL_INT	Thermopapers & socket decors collection



## 623S81 “Ottobock, light blue” socket decor

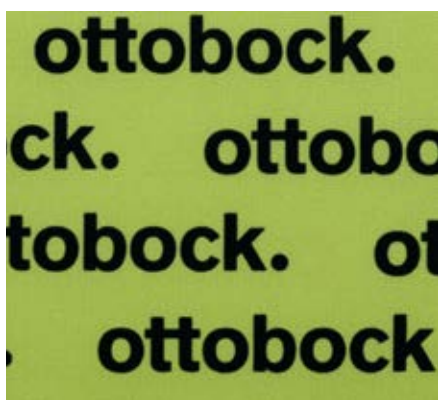
- For custom colouring with lamination technique
- Large selection of unique designs
- Proven tubular fabric
- No additional workshop equipment or special technical knowledge required

### Technical data

Article number	Length	Width	Colour
623S81=15	1.5 m	15 cm	Light blue
623S81=20	1.5 m	20 cm	Light blue

### Information material

646D550=EN_INT	Thermopapers & socket decors product information
646D696=EN	Finishing product information
646M70=ALL_INT	Thermopapers & socket decors collection



## 623S82 “Ottobock, green” socket decor

- For custom colouring with lamination technique
- Large selection of unique designs
- Proven tubular fabric
- No additional workshop equipment or special technical knowledge required

### Technical data

Article number	Length	Width	Colour
623S82=15	1.5 m	15 cm	Green
623S82=20	1.5 m	20 cm	Green

### Information material

646D550=EN_INT	Thermopapers & socket decors product information
646D696=EN	Finishing product information
646M70=ALL_INT	Thermopapers & socket decors collection

### Processing and usage examples



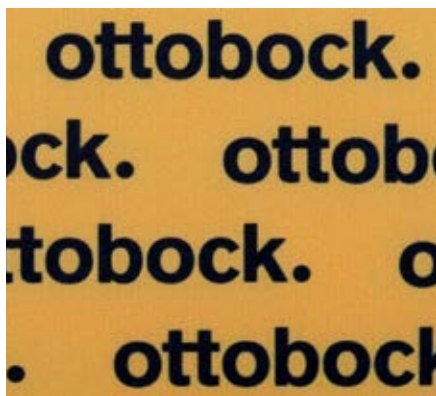
Pull the decorative fabric around the socket model with the design facing inwards. Using your hand to hold the decorative fabric taut, trace along the contour of the socket using a pencil. Do not use permanent markers, ball-point pens, etc., because these could cause discolouration during the laminating process.



Take in the decorative fabric, leaving 5 mm between the stitches and the inside of the marked line. Allow the distal seam to taper off. This means the seam can be seen only on the medial side. Using scissors, trim the decorative fabric along the seam to a maximum of 2 mm.



Turn the decorative fabric inside out so that the design is facing outwards, and then pull it over the socket model. Place the seam in an inconspicuous position on the socket (e.g. medially).



## 623S83 “Ottobock, yellow” socket decor

- For custom colouring with lamination technique
- Large selection of unique designs
- Proven tubular fabric
- No additional workshop equipment or special technical knowledge required

### Technical data

Article number	Length	Width	Colour
623S83=15	1.5 m	15 cm	Yellow
623S83=20	1.5 m	20 cm	Yellow

### Information material

646D550=EN_INT	Thermopapers & socket decors product information
646D696=EN	Finishing product information
646M70=ALL_INT	Thermopapers & socket decors collection

### Processing and usage examples



Pull the decorative fabric around the socket model with the design facing inwards. Using your hand to hold the decorative fabric taut, trace along the contour of the socket using a pencil. Do not use permanent markers, ball-point pens, etc., because these could cause discolouration during the laminating process.




Take in the decorative fabric, leaving 5 mm between the stitches and the inside of the marked line. Allow the distal seam to taper off. This means the seam can be seen only on the medial side. Using scissors, trim the decorative fabric along the seam to a maximum of 2 mm.



Turn the decorative fabric inside out so that the design is facing outwards, and then pull it over the socket model. Place the seam in an inconspicuous position on the socket (e.g. medially).





**Information material**

646D696=EN	Finishing product information
------------	-------------------------------

## 616G180 CarbonTEX - fibreglass cloth

- For custom colouring with lamination technique
- Good absorption of all Ottobock lamination resins
- Good draping characteristics
- Conventional lamination process
- No additional technical knowledge or workshop facilities required


**Technical data**

Article image	Article number	Length	Width	Colour
	616G180=2-16	2 m	1 m	Silver
	616G180=5-16	5 m	1 m	Silver
	616G180=2-16.4	2 m	1 m	Light silver
	616G180=5-16.4	5 m	1 m	Light silver



**Practical recommendation**

- Can be used with acrylic, vinyl, epoxy and polyester resin systems.
- Suitable for decorative purposes but not as a structural laminate component.
- Laminate without colour paste to prevent distortion of the colour result.
- Directly after cutting to size/sanding the socket, apply a transparent acrylic coating to the proximal edge. We recommend applying at least two layers and using wet/dry fine sandpaper between the layers. This approach is particularly well suited for sealing the upper socket brim. The external appearance of the upgraded socket is also optimised as a result.



**Information material**

646D1467=EN_INT	616G128 CarbonTEX PRO product brief
646M80	616G128 CarbonTEX PRO sample swatch
646D696=EN	Finishing product information

## 616G128 CarbonTEX PRO – woven carbon fibre

- For custom colouring with lamination technique
- Excellent draping and sanding characteristics
- Glossy look thanks to metallised woven carbon fibre
- Good absorption of all Ottobock lamination resins
- Conventional lamination process
- No additional technical knowledge or workshop facilities required
- Extensive choice of designs

**Technical data**


Article image	Article number	Length	Width	Colour
	616G128=3-7	3 m	1 m	Hexagon black



**Practical recommendation**

- Can be used with acrylic, vinyl, epoxy and polyester resin systems.
- Suitable for decorative purposes but not as a structural laminate component.
- Laminate without colour paste to prevent distortion of the colour result.
- Directly after cutting to size/sanding the socket, apply a transparent acrylic coating to the proximal edge. We recommend applying at least two layers and using wet/dry fine sandpaper between the layers. This approach is particularly well suited for sealing the upper socket brim. The external appearance of the upgraded socket is also optimised as a result.

Processing and usage examples



For occupational safety reasons, 641H17 chemical protection gloves should be worn. Perform all steps of the process under an extractor hood. Sand the surface of the socket to be laminated, clean with 634A58 isopropyl alcohol and mark the position of the subsequent CarbonTEX seam on the socket with a pencil. Measure the socket length and circumference. Cut a corresponding piece of CarbonTEX with a width and length that is 10 cm more than the respective measurement. To prevent the fibres from fraying, tape off the outside of the cut edges. Apply 636K40 removable spray adhesive to the socket, starting on the side opposite the marked CarbonTEX seam. Then continue wetting the socket gradually, applying the layer of CarbonTEX around the socket without wrinkles and pressing it into place in the direction of the seam.



Attach one end of the CarbonTEX layer to the previously marked seam with 616F10=6 double-sided PVC adhesive tape and trim the excess material with the 719S21 carbon scissors. Then press any protruding fibres in place again. Repeat this procedure on the opposite side. To do so, apply a new strip of PVC adhesive tape to the cut edge of the CarbonTEX side. Overlap and attach the second end of the layer of CarbonTEX, trim the excess material and press any protruding fibres into place.



Use paper towels to clean the soaked 616F4 PVA bag on both sides and pull it over the model with the desired side (matte or gloss) facing outward. Tie off the PVA bag on the proximal end. Tie off temporarily in the distal region and create a vacuum. Mix the desired quantity of 617H119 Orthocryl lamination resin 80:20 PRO, without adding colour paste, with 2% hardener and fill into the PVA bag. Then tie off above the resin filling, without any air inclusions. Align the model as shown in Fig. 3. Undo the temporary tie in the distal area between the resin and socket, and extract rising air bubbles with the vacuum. Then laminate the socket, with an even penetration of resin running at a 90° angle to the socket axis. After curing, cut the socket and sand it down.



### 646M85 SuperSkin sampler ring

- For the visual and haptic demonstration of the various colour samples (skin tones)
- Aids in selecting the desired hue

**Technical data**

<b>Article number</b>
646M85

- i Practical recommendation**
  - The colour results provided in the 646M85 SuperSkin sampler ring can be obtained by using different mixing ratios of the SuperSkin colours listed in the colour table.
  - For details on the mixture ratios, please see the 646T7=4.8D SuperSkin technical information.



### 646M18 SuperSkin sampler ring

- For the visual and haptic demonstration of the various colour samples (RAL colours)
- Aids in selecting the desired hue

**Technical data**

<b>Article number</b>
646M18=D

- i Practical recommendation**
  - The colour results provided in the 646M18=D SuperSkin sampler ring can be obtained by using different mixing ratios of the SuperSkin colours listed in the colour table.
  - For details on the mixture ratios, please see the 646T7=4.8D SuperSkin technical information.



### 635C1 SuperSkin for PUR products

- Especially well suited for coating PUR flexible foam covers, Ottobock prosthetic feet and 99B15 nylon connectors
- Does not require primer when used with polyurethane foams or Ottobock prosthetic feet
- Ready for spraying
- Can be custom coloured
- Resistant to dirt
- Washable



**Technical data**

Article number	Net contents	Colour	RAL colour code
635C1=1-1	0.9 kg	Beige	-
635C1=2.5-1	2.3 kg	Beige	-
635C1=5-1	4.7 kg	Beige	-
635C1=0.25-14	0.225 kg	Brown	-
635C1=0.5-14	0.45 kg	Brown	-
635C1=1-14	0.9 kg	Brown	-
635C1=2.5-14	2.3 kg	Brown	-
635C1=1-18	0.9 kg	Dark brown	-
635C1=2.5-18	2.3 kg	Dark brown	-
635C1=2.5-1026	2.3 kg	Bright yellow	1026
635C1=1-1050	0.9 kg	Gold	1050
635C1=2.5-3004	2.3 kg	Crimson	3004
635C1=2.5-3020	2.3 kg	Traffic red	3020
635C1=2.5-4008	2.3 kg	Signal violet	4008
635C1=2.5-5010	2.3 kg	Gentian blue	5010
635C1=2.5-6034	2.3 kg	Pastel turquoise	6034
635C1=2.5-7035	2.3 kg	Light grey	7035
635C1=1-9010	0.9 kg	Pure white	9010
635C1=2.5-9010	2.3 kg	Pure white	9010
635C1=2.5-9011	2.3 kg	Graphite black	9011

• Recommended reference values: for lower leg foam cover 150 g; for thigh foam cover 300 g

**Information material**

646D696=EN	Finishing product information
------------	-------------------------------





**Information material**

646D696=EN	Finishing product information
------------	-------------------------------

## 635C2A SuperSkin for non-PUR products

- Especially well suited for PE foam covers, Pedilin, Plastazote®, Evazote®, laminate, wood, metals and Pedilan lightweight feet (with the exception of PUR products)
- Can be sprayed
- Can be custom coloured
- Resistant to dirt
- Washable



**Technical data**

Article number	Net contents	Colour	RAL colour code
635C2A=1-1	0.6 kg	Beige	-
635C2A=2.5-1	1.535 kg	Beige	-
635C2A=5-1	3.135 kg	Beige	-
635C2A=1-14	0.6 kg	Brown	-
635C2A=2.5-14	1.535 kg	Brown	-
635C2A=1-18	0.6 kg	Dark brown	-
635C2A=2.5-18	1.535 kg	Dark brown	-
635C2A=2.5-6034	1.535 kg	Pastel turquoise	6034
635C2A=2.5-7035	1.535 kg	Light grey	7035

• Recommended reference values: for lower leg foam cover 150 g (including thinner for 635C2A); for thigh foam cover 300 g (including thinner for 635C2A)

- i Practical recommendation**
- All products not based on PUR must be primed with 635C3 primer.

Evazote® and Plastazote® are registered trademarks of Zotefoams.



**Mixing ratio**

Thinner for 635C2A 635C2B	SuperSkin for non-PUR products 635C2A
1	2

## 635C2B Thinner for 635C2A

- For thinning 635C2A SuperSkin for non-PUR products



Flam. Liq. 3  
drowsiness STOT SE 3

**Technical data**

Article number	Net contents
635C2B=0.5	0.3 kg
635C2B=1	0.77 kg
635C2B=2.5	1.57 kg

- i Practical recommendation**
- All products not based on PUR must be primed with 635C3 primer.



## 635C3 Primer for non-PUR products

- To be used before coating PE foam covers, Pedilin, Plastazote®, Evazote®, laminate, wood, metals and Pedilan lightweight feet (with the exception of PUR products)
- Facilitates adhesion of SuperSkin to a variety of materials



**Technical data**

Article number	Net contents	Colour
635C3=0.5	0.45 kg	White
635C3=1	0.9 kg	White
635C3=5	4.7 kg	White

- i Practical recommendation**
- The 636N9 contact adhesive can be used as additional primer for EVA foams, especially for concave areas (undercuts), in order to prevent bridging of the lacquer.

Evazote® and Plastazote® are registered trademarks of Zotefoams.



## 636W58 PUR foam adhesive

- For bonding PUR foams, PUR-EVA bonds and other materials (e.g. connection caps for prosthetic feet, foam connecting caps)
- Ready for spraying
- Highly elastic



### Technical data

Article number	Net contents	Colour
636W58	0.65 kg	Transparent

- i** **Practical recommendation**
- Please apply thinly.



## 634A80 SuperSkin cleaner

- For cleaning Pedilan lightweight feet and laminate as well as for etching the surface of Ottobock prosthetic feet before spraying
- For cleaning the high-performance spray gun and other foam-finishing tools



Flam. Liq. 2  
 Eye Irrit. 2  
 Carc. 2  
 resp. irrit. STOT SE 3

### Technical data

Article number	Net contents
634A80=1	0.75 kg
634A80=2.5	1.9 kg

- i** **Practical recommendation**
- Do not use as a thinner.



# Small parts and auxiliary materials.

This section contains a large selection of accessories for prostheses and orthoses. Materials such as steel, light metal, aluminium alloys and plastics as well as parting agents and lubricants or screws. Donning a transfemoral prosthesis is a daily routine for many prosthesis wearers. The procedure is still very cumbersome and can even be painful. Our EasyFit donning aid makes the prosthetic socket comfortable for wearers of a transfemoral or arm prosthesis with a valve opening. The Arion Proth-Pro is also a good way to make it even easier to put on. It features a low-friction material that reduces friction between the residual limb and socket. Sophisticated closure and adjustment mechanisms of the Revo products with Click Reel® technology offer a better fit and optimised comfort of the prosthesis or enable an easily adjustable liner fixation in the socket. Thanks to ongoing further development, most patients today can be fitted with ready-made supports, the goal being to treat patients according to their specific indications, provide early mobilisation, assist and accelerate the healing process and to prevent new injuries.



## OC1560 Easy Fit donning aid

- For transfemoral prostheses with valve opening
- Easy donning that saves time and energy
- Comfortable feeling when donning
- Pull-through aid for additional help
- High-quality, durable material
- Suitable for machine washing
- Lightweight and foldable, includes a sealable bag for easy transportation

### Technical data

Article number	Size	Proximal residual limb circumference	Distal residual limb circumference	Residual limb length	Colour	Colour seam
OC1560=XS	XS	39 cm	25 cm	40 cm	Blue	Yellow
OC1560=S	S	43 cm	27 cm	43 cm	Blue	Red
OC1560=M	M	56 cm	29 cm	43 cm	Blue	Lilac
OC1560=L	L	68 cm	36 cm	43 cm	Blue	Green
OC1560=XL	XL	78 cm	36 cm	43 cm	Blue	Light blue
OC1560=XXL	XXL	80 cm	36 cm	60 cm	Blue	Pink

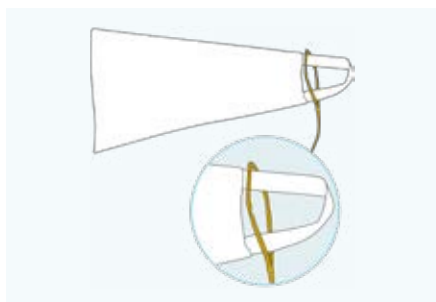
### Information material

646D386=GB	OC1560 EasyFit donning sheath product information
647G970	Instructions for use   OC1560 EasyFit
647G969	Instructions for use   OC1560 EasyFit Arm

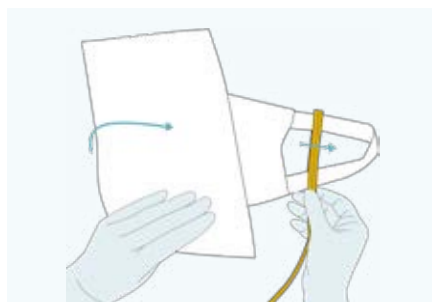
### Practical recommendation

- Using the EasyFit donning aid in combination with the threadless 21Y14 PushValve one-way valve makes prosthesis donning even easier.

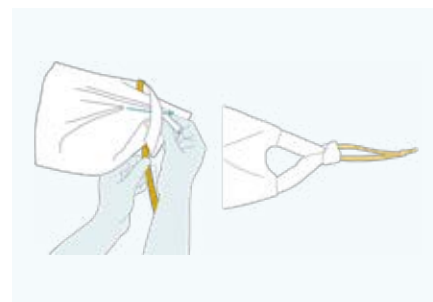
### Processing and usage examples



1. Spread out the EasyFit donning aid and the included pull-through aid.
2. Turn the halves of the EasyFit donning aid in to each other to the lower seam. The loop should face outwards.
3. Attach the pull-through aid for additional help: Pull the strap on the donning aid through the loop on the pull-through aid.



4. Pull the top half of the donning aid through the lower gap between the strap and the loop.



5. The pull-through aid and the strap of the donning aid are now tied to each other.



6. Now use both hands to pull the EasyFit donning aid over the transfemoral residual limb like a sock, avoiding any wrinkles. Position the socket over the residual limb so the strap of the EasyFit donning aid or the pull-through aid can be put through the socket's valve opening after getting into the socket.



7. Finally, use the strap to slowly pull the EasyFit donning aid out of the prosthetic socket through the valve opening.



## OC1560 EasyFit Arm donning aid

- For arm prostheses with a valve opening
- Kids' size available
- Easy donning that saves time and energy
- Comfortable feeling when donning
- High-quality, durable material
- Suitable for machine washing
- Foldable and lightweight


### Technical data

Article number	Size	Proximal residual limb circumference	Distal residual limb circumference	Residual limb length	Colour	Colour seam
OC1560=KIDS	KIDS	29 cm	15 cm	21 cm	Green	Multi-coloured
OC1560=TR	TR	42 cm	22 cm	25 cm	Green	Orange
OC1560=TH	TH	47 cm	28 cm	34 cm	Green	Dark green

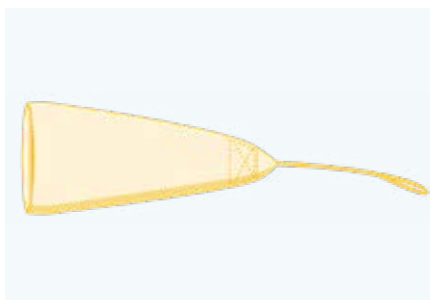
### Information material

646D536=EN OC1560 EasyFit Arm donning aid product information

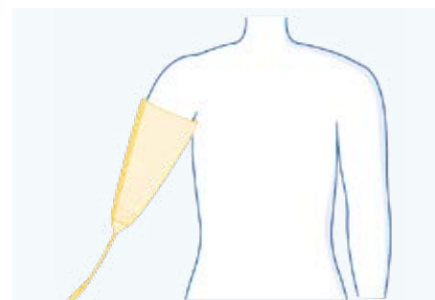
### Processing and usage examples



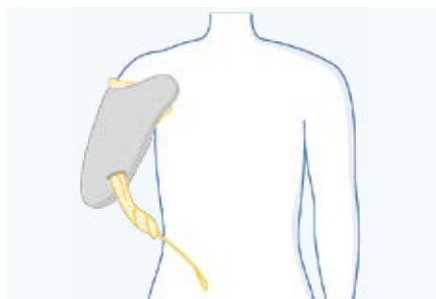
1. Fully spread out the EasyFit Arm donning aid before using it.



2. Turn half the length of the EasyFit Arm donning aid into the other half up to the lower seam (loop facing out).



3. Pull the EasyFit Arm donning aid like a sock over the residual limb with as few wrinkles as possible. Guide the socket over the residual limb so that the loop of the EasyFit Arm donning aid can be pulled through the socket valve opening after applying the socket.



4. Finally, use the loop to slowly pull the EasyFit Arm donning aid out of the prosthetic socket through the valve opening. If the residual limb is not properly positioned in the prosthetic socket, repeat the process.





## OC1570 Arion Proth-Pro

- Hand washable for hygienic and easy cleaning
- Foldable, compact and easy to carry
- Various sizes available to fit various limb shapes
- Practical pull-through aid for additional help when donning prostheses

### Technical data

Article number	Size	Proximal residual limb circumference	Distal residual limb circumference	Colour
OC1570=XS	XS	< 39 cm	< 28 cm	Orange
OC1570=S	S	39-44 cm	29-31 cm	Orange
OC1570=M	M	45-56 cm	32-33 cm	Orange
OC1570=L	L	57-68 cm	34-40 cm	Orange
OC1570=XL	XL	69-78 cm	41-43 cm	Orange
OC1570=XXL	XXL	<80 cm	41-43 cm	Orange

### Information material

646D1846=EN_INT	Product Brief TF Donning Aids
-----------------	-------------------------------



## OC1571 Arion Proth-Pro Donning Aid, Arm

- Hand washable for hygienic and easy cleaning
- Foldable, compact and easy to carry
- Various sizes available to fit various limb shapes
- Practical pull-through aid for additional help when donning prostheses

### Technical data

Article number	Size	Proximal residual limb circumference	Distal residual limb circumference	Colour
OC1571=KIDS	KIDS	<28 cm	<13 cm	Orange
OC1571=TH	TH	46-48 cm	20-26 cm	Orange
OC1571=TR	TR	29-45 cm	14-19 cm	Orange

### Information material

646D1846=EN_INT	Product Brief TF Donning Aids
-----------------	-------------------------------



## OC1572 Arion Easy-Proth Extender

- For Arion Proth-Pro OC1570 and OC1571

### Technical data

Article number	Quantity unit	Colour
OC1572=1	Piece	Lilac





**Information material**

647G1074=ALL\_INT Instructions for use | 21B4=\*

## 21B4 Transtibial suspension sleeve

- To reduce rotation movements and pistoning in transtibial prostheses
- For the transfer of force and fixation of the prosthesis on the body
- To improve guiding and control of the prosthesis
- Universal application for the left and right sides; available in various sizes
- Loops make it easy to put on the suspension sleeve with minimal effort
- Incl. hook-and-loop-compatible closure for an adjustable fit
- High hook-and-loop strength
- The breathable, thin strap made of polyamide and spandex is very comfortable to wear
- Low weight makes body perception and control possible
- High abrasion resistance of the strap
- Secure hold of the prosthesis due to Neopren® anti-slip strip at the distal end of the suspension sleeve
- Latex-free
- Robust and durable
- Good shape retention



**Technical data**

Article number	Side	Size	Knee center circumference	Circumference 5.91" distal centre of knee	Colour
21B4=S	universal	S	28–39 cm	24 - 36 cm	Beige
21B4=M	universal	M	31–46 cm	28 - 40 cm	Beige
21B4=L	universal	L	35–53 cm	32 - 46 cm	Beige
21B4=XL	universal	XL	38–60 cm	36 - 52 cm	Beige
21B4=XXL	universal	XXL	42–66 cm	40 - 58 cm	Beige

Neoprene® is a registered trademark of DuPont.



**Information material**

646D829=EN 21B3/21B37 TES belt product information  
647G1073=ALL\_INT Instructions for use | 21B3=\*

## 21B3 Neoprene® TES belt

- To reduce rotation movements and pistoning in transfemoral prostheses
- For the transfer of force and fixation of the prosthesis on the body
- To improve guiding and control of the prosthesis
- Universal application for the left and right sides; available in various sizes
- Incl. hook-and-loop-compatible closure for an adjustable fit
- Intuitive closure
- High hook-and-loop strength
- Circular strap around the pelvis made of double laminated Neopren®
- Extra padding for the hip bones
- Secure hold of the prosthesis due to Neopren® anti-slip strip at the distal end of the suspension sleeve
- Latex-free
- Good shape retention



**Technical data**

Article number	Side	Size	For hip circumference	Socket edge	Colour
21B3=S	universal	S	60 - 74 cm	36-40 cm	Beige
21B3=M	universal	M	66 - 80 cm	40-44 cm	Beige
21B3=L	universal	L	76 - 90 cm	44-48 cm	Beige
21B3=XL	universal	XL	86 - 100 cm	48-52 cm	Beige
21B3=XXL	universal	XXL	96 - 110 cm	52-56 cm	Beige

Neoprene® is a registered trademark of DuPont.



**Information material**

646D829=EN	21B3/21B37 TES belt product information
647G1072=ALL_INT	Instructions for use   21B37=*

## 21B37 Thigh support

- To reduce rotation movements and pistoning in transfemoral prostheses
- For the transfer of force and fixation of the prosthesis on the body
- To improve guiding and control of the prosthesis
- Custom sizes available (depending, for example, on the side, socket brim)
- Intuitive closure on the pelvic belt with hook-and-loop straps and buckles for a custom fit
- High hook-and-loop strength
- The breathable, thin pelvic belt made of polyamide and spandex is very comfortable to wear
- Low weight makes body perception and control possible
- High abrasion resistance of the pelvic belt
- Additional padding for edge protection
- Secure hold of the prosthesis due to Neopren® anti-slip strip at the distal end of the suspension sleeve
- Latex-free
- Robust and durable
- Good shape retention



**Technical data**

Article number	size	Size	For hip circumference	Socket edge	Colour
21B37=L1	left	S	60 – 74 cm	36 – 40 cm	Beige
21B37=L2	left	M	66 – 80 cm	40 – 44 cm	Beige
21B37=L3	left	L	76 – 90 cm	44 – 48 cm	Beige
21B37=L4	left	XL	86 – 100 cm	48 – 52 cm	Beige
21B37=L5	left	XXL	96 – 110 cm	52 – 56 cm	Beige
21B37=R1	right	S	60 – 74 cm	36 – 40 cm	Beige
21B37=R2	right	M	66 – 80 cm	40 – 44 cm	Beige
21B37=R3	right	L	76 – 90 cm	44 – 48 cm	Beige
21B37=R4	right	XL	86 – 100 cm	48 – 52 cm	Beige
21B37=R5	right	XXL	96 – 110 cm	52 – 56 cm	Beige

Neoprene® is a registered trademark of DuPont.



## 21B21 Silesian belt

- Reduction of rotation movements and pistoning in transfemoral prostheses
- Consisting of pelvic belt, fastening strap and button piece
- Chrome tanned leather
- Universal size
- Individually adaptable

**Technical data**

<b>Article number</b>
21B21



## 21B22 Support belt

- For 21B21 Silesian belt
- Reduction of rotation movements and pistoning in transfemoral prostheses
- Universal size
- Individually adaptable

**Technical data**

<b>Article number</b>
21B22



## 21B33 Silesian belt, modified

- Reduction of rotation movements and pistoning in transfemoral prostheses
- Consisting of pelvic belt, fastening strap and button piece
- With integrated tether
- Chrome tanned leather
- Universal size
- Individually adaptable

### Technical data

Article number
21B33

### Information material

647G48	Instructions for use   21B33
--------	------------------------------



## 88M10 Mask fixation

- For the fixation of scar compression masks for the face
- With elastic straps (including suspension buckles and Plexidur pad buttons)
- Lightweight and skin-friendly fabric
- Breathable

### Technical data

Article number	Fixing straps	Order unit
88M10=5	5 hook-and-loop closures	Piece



## 21Y56 Buckle strap

- With buckle piece, buckle protector and welded roller buckle
- Chrome tanned leather

### Technical data

Article number	Length	Width
21Y56=240	240 mm	20 mm
21Y56=280	280 mm	20 mm
21Y56=320	320 mm	20 mm



## 21Y58 Buckle piece

- With welded roller buckle
- Chrome tanned leather

### Technical data

Article number	Width
21Y58=20	20 mm



## 21Y60 Buckle strap

- With buckle piece, buckle protector and welded roller buckle
- Lohgar leather

### Technical data

Article number	Length	Width
21Y60=240	240 mm	20 mm
21Y60=280	280 mm	20 mm
21Y60=320	320 mm	20 mm



## 21Y62 Buckle piece

- With welded roller buckle
- Lohgar leather

### Technical data

Article number	Width
21Y62=20	20 mm



## 21B43 Tensioning clip

- Finely adjustable closure
- Easy to use
- Easy to release

### Technical data

Article number	Length	Weight	Colour
21B43=W	5.6 cm	15 g	White

· Please order 21B44 or 21B44=W strap along with the tensioning clip.



## 21B42 Strap

- For 21B43 tensioning clip
- High durability

### Technical data

Article number	Length	Width	Colour	Order unit
21B42	17.5 cm	1.5 cm	Black	Piece
21B42=W	17.5 cm	1.5 cm	White	Piece



## 21B44 Strap, treated

- For 21B43 tensioning clip
- High durability

### Technical data

Article number	Length	Width	Colour	Order unit
21B44	15.6 cm	1.5 cm	Black	Piece
21B44=W	15.6 cm	1.5 cm	White	Piece



**Information material**

646D1752=EN_INT	Product information for technicians/qualified personnel
-----------------	---

**Product example**



## 21Y164 RevoFit®

- Closure and adjustment mechanism for prosthetic sockets
- Set available for check socket and laminated socket
- Flexible positioning of the reel housing via individual selection of the course of the pull cord
- Pull cord length supports various design possibilities
- Small housing footprint for individual positioning
- The user can make minute adjustments for opening and closing the prosthetic socket on the go
- Easy, one-handed operation by turning the reel
- Robust and durable

**Technical data**

Article number	Quantity unit
21Y164=1	Set
21Y164=10	Set



**Information material**

646D1753=EN_INT	Product information for technicians/qualified personnel
-----------------	---

**Product example**



## 21Y165 RevoLock®

- Closure and adjustment mechanism to secure liner in a prosthetic socket
- Flexible positioning of the reel housing via individual selection of the course of the pull cord
- Pull cord length supports various design possibilities
- Small housing footprint for individual positioning
- Easy, one-handed operation by turning the reel
- Robust and durable

**Technical data**

Article number	Quantity unit
21Y165=1	Set



## 21Y166 RevoLock®

- Flexible positioning of the reel housing via individual selection of the course of the pull cord
- Minute adjustments can be made on the go
- Pull cord length supports various design possibilities
- Small housing footprint for individual positioning
- Easy, one-handed operation by turning the reel

### Technical data

Article number	Quantity unit
21Y166=1	Set

### Information material

646D1753=EN_INT	Product information for technicians/qualified personnel
-----------------	---

### Product example



## 21Y167 RevoSurface®

- Flexible positioning of the reel housing via individual selection of the course of the pull cord
- Pull cord length supports various design possibilities
- Small housing footprint for individual positioning
- Minute adjustments can be made on the go
- Easy, one-handed operation by turning the reel
- Robust and durable

### Technical data

Article number	Quantity unit
21Y167=1	Set

### Information material

646D1754=EN_INT	Product information for technicians/qualified personnel
-----------------	---

### Product example







## 514Z20 QuickFit strap

- Closure and adjustment mechanism for orthoses
- Individual adaptation of the compression and support provided by the orthosis
- Length can be individually shortened
- Minute adjustments can be made on the go
- Easy, one-handed operation by turning the BOA® reel
- Quick opening and closing
- Robust and durable
- Lightweight material
- Can be combined with 514Z21 QuickFit buckle



### Information material

646D1441=EN_INT	514Z20/514Z21 Quick-Fit strap/QuickFit buckle produkt brief
-----------------	---

### Product example



### Technical data

Article number	Length	Width	Colour
514Z20=38-7	Approx. 73–63 cm	Approx. 38 mm	Black

BOA® is a registered trademark of Boa Technology, Inc.



## 514Z21 QuickFit buckle

- Closure mechanism for orthoses
- The magnetic component ensures that the mechanism can be aligned and locked effortlessly
- Can be opened easily and intuitively with one hand
- Robust and durable
- Lightweight material
- Can be combined with 514Z20 QuickFit strap

### Technical data

Article number	Length	Width	Colour
514Z21=38-7	Approx. 18 cm	Approx. 38 mm	Black

### Information material

646D1441=EN_INT	514Z20/514Z21 Quick-Fit strap/QuickFit buckle produkt brief
-----------------	---

### Product example





Product example



## 514Z8 SafeLock buckle

- Magnetic closure that engages mechanically for use in orthosis fabrication
- Suitable for hand, shoulder, torso, knee and ankle orthoses depending on the size
- Plastic
- Self-actuating, secure closing via magnetic pull
- Easy, intuitive opening with one hand by pushing sideways
- Different sizes for strap widths of 20, 30 and 40 mm
- Robust and durable
- High load capacity (max. 55 kg)

### Technical data

Article number	Length	Width	Clear width	Height	Colour	Order unit
514Z8=20-7	46 mm	22 mm	20 mm	12 mm	Black	Piece
514Z8=30-7	62 mm	42 mm	30 mm	10 mm	Black	Piece
514Z8=40-7	74 mm	48.8 mm	40 mm	10 mm	Black	Piece



Product example



## 514Z9 SafeLock slider

- Magnetic closure that engages mechanically for use in orthosis fabrication
- Suitable for torso, knee and ankle orthoses
- Plastic
- Self-actuating, secure closing via magnetic pull
- Easy, intuitive opening with one hand by pushing sideways
- Robust and durable
- High load capacity (max. 40 kg)

### Technical data



Article number	Length	Width	Clear width	Height	Colour	Order unit
514Z9=40-7	58 mm	47 mm	40 mm	15 mm	Black	Piece



## 29R127 Clip fastener

- Plastic

### Technical data

Article image	Article number	Clear width	Colour
	29R127=25	25 mm	White
	1,058	30 mm	Black



## 21Y92 Roll loop

- With plastic roller and plastic attachment plate
- Prevents the loops from twisting

### Technical data

Article number	Clear width	Colour
21Y92=35	35 mm	White
21Y92=50	50 mm	White
21Y92=35-7	35 mm	Black
21Y92=50-7	50 mm	Black



## 514U2 Strap guide loop

- Plastic
- Prevents the loops from twisting

### Technical data

Article number	Clear width	Colour
514U2=20	20 mm	White
514U2=25	25 mm	White
514U2=30	30 mm	White
514U2=38	38 mm	White
514U2=50	50 mm	White
514U2=38-7	38 mm	Black
514U2=50-7	50 mm	Black



## 170D17 Pad button

- For use with the 170D20 strap guide loop for pad button

### Technical data

Article number	Thread	Length	Order unit
170D17	M4	2 mm	Piece



## 170D20 Strap guide loop for pad button

- For use with the 170D17 pad button
- Prevents the loops from twisting

### Technical data

Article number	Spare part for	Colour	Order unit
170D20=0	170K1=R-80-0 170K1=L-120-0 170K1=L-80-0 170K1=R-120-0	Beige	Piece
170D20=7	170K1=R-80-7 170K1=L-120-7 170K1=L-80-7 170K1=R-120-7	Black	Piece



## 623H29 Belting

- Especially well suited for 514Z8 SafeLock buckle and 514Z9 SafeLock slider
- 100% polypropylene
- Individually adaptable length
- Soft, rounded outer edge
- High strength
- Inelastic



### Technical data

Article number	Width	Colour	Minimum order quantity
623H29=20-7	20 mm	Black	1 m
623H29=30-7	30 mm	Black	1 m
623H29=40-7	40 mm	Black	1 m
623H29=50-7	50 mm	Black	1 m

• Please indicate the required length in metres when ordering.



## 623G60 Elastic strap

- 62% polyamide, 38% spandex
- Soft, rounded outer edge
- Individually adaptable length

### Technical data

Article number	Width	Colour	Original roll	Minimum order quantity
623G60=20-9	20 mm	Beige	25 m	1 m
623G60=25-9	25 mm	Beige	25 m	1 m
623G60=33-9	33 mm	Beige	25 m	1 m
623G60=48-9	48 mm	Beige	25 m	1 m

• Please indicate the required length in metres when ordering.



## 623G1 Elastic strap

- 82% viscose and 18% spandex
- Individually adaptable length
- Soft, rounded outer edge
- Glossy terrycloth texture
- Longitudinal elongation approx. 70%



### Technical data

Article number	Width	Original roll	Colour
623G1=20	20 mm	25 m	Beige/white
623G1=25	25 mm	25 m	Beige/white
623G1=35	35 mm	25 m	Beige/white
623G1=45	45 mm	25 m	Beige/white



### 623G3 Elastic strap

- 42% viscose, 37% cotton and 21% spandex
- Individually adaptable length
- Soft, rounded outer edge
- Longitudinal elongation approx. 45 %



#### Technical data

Article number	Width	Original roll	Order unit	Colour
623G3=21	21 mm	25 m	1 metre and up	Grey/white
623G3=30	30 mm	25 m	1 metre and up	Grey/white
623G3=35	35 mm	25 m	1 metre and up	Grey/white
623G3=45	45 mm	25 m	1 metre and up	Grey/white

• Please specify length when ordering!




### 623G4 Elastic double strap

- For 29R127 clip closure
- 42% viscose, 37% cotton and 21% spandex
- Individually adaptable length
- Soft, rounded outer edge



#### Technical data

Article number	Length	Width	Colour
623G4=1	1 m	30 mm	Grey/white
623G4=5	5 m	30 mm	Grey/white



### 623Z1 Hook-and-loop closure strap

- For fast, detachable connections
- Hook-and-loop strap
- 100% polyamide
- Individually adaptable length
- Can be refastened many times
- Flexible
- High wearer comfort



#### Technical data

Article number	Width	Colour	Original roll	Minimum order quantity
623Z1=20	20 mm	White	25 m	1 m
623Z1=25	25 mm	White	25 m	1 m
623Z1=30	30 mm	White	25 m	1 m
623Z1=50	50 mm	White	25 m	1 m

• Please indicate the required length in metres when ordering.



#### Practical recommendation

- Close before washing to protect the closure and/or other items in the wash.



## 623Z12 Hook-and-loop closure strap

- For fast, detachable connections
- Hook-and-loop strap
- 100% polyamide
- Individually adaptable length
- Can be refastened many times
- Flexible
- High wearer comfort



### Technical data


Article number	Width	Colour	Original roll	Minimum order quantity
623Z12=50	50 mm	Salmon	25 m	1 m
623Z12=30	30 mm	Salmon	25 m	1 m

• Please indicate the required length in metres when ordering.



#### Practical recommendation

- Close before washing to protect the closure and/or other items in the wash.




## 623Z2 Elastogrip closure

- Hook-and-loop strap
- Polyamide/spandex
- Individually adaptable length
- Longitudinally elastic
- Can be refastened many times
- Flexible
- High wearer comfort



### Technical data


Article image	Article number	Width	Colour	Original roll	Minimum order quantity
	623Z2=30-5	30 mm	Blue	25 m	25 m
	623Z2=50-5	50 mm	Blue	25 m	25 m
	623Z2=30-6	30 mm	White	25 m	25 m
	623Z2=50-6	50 mm	White	25 m	25 m
	623Z2=30-7	30 mm	Black	25 m	25 m
	623Z2=50-7	50 mm	Black	25 m	25 m

• Please indicate the required length in metres when ordering.



#### Practical recommendation

- Close before washing to protect the closure and/or other items in the wash.



## 623Z8 Hook-and-loop hook strap, self-adhesive

- For fast, detachable connections
- 100% polyamide
- Individually adaptable length
- Can be refastened many times
- High adhesive strength
- Flexible
- High wearer comfort



### Technical data

Article number	Width	Colour	Original roll	Minimum order quantity
623Z8=W25	25 mm	White	25 m	1 m
623Z8=W50	50 mm	White	25 m	1 m

• Please indicate the required length in metres when ordering.



## 623Z96 Loop-velour strap

- Ideal for orthosis straps
- For closure types with higher loads, e.g. walking orthoses
- For fast, detachable connections
- Woven polyamide bordered in velour
- Various widths and colours available
- Individually adaptable length
- Both sides compatible with hook-and-loop
- Can be refastened many times
- Flexible
- High wearer comfort



### Technical data

Article number	Width	Colour	Original roll	Minimum order quantity
623Z96=30-0	30 mm	Beige	25 m	1 m
623Z96=38-0	38 mm	Beige	25 m	1 m
623Z96=50-0	50 mm	Beige	25 m	1 m
623Z96=30-7	30 mm	Black	25 m	1 m
623Z96=38-7	38 mm	Black	25 m	1 m
623Z96=50-7	50 mm	Black	25 m	1 m

• Please indicate the required length in metres when ordering.



### Practical recommendation

- We recommend using micro hook-and-loop on velour and hooks on fleece.





## 170Z4 Hook-and-loop strap

- Ideal for FreeWalk orthosis
- For fast, detachable connections
- 100% polyamide
- Can be refastened many times
- Flexible
- High level of wearer comfort



### Technical data

Article number	Spare part for	Length	Width	Colour	Quantity unit
170Z4=400-0	170K1=R-80-0 170K1=L-120-0 170K1=L-80-0 170K1=R-120-0	400 mm	40 mm	Beige	Piece
170Z4=400-7	170K1=R-80-7 170K1=L-120-7 170K1=L-80-7 170K1=R-120-7	400 mm	40 mm	Black	Piece
170Z4=600-0	170K1=R-80-0 170K1=L-120-0 170K1=L-80-0 170K1=R-120-0	600 mm	40 mm	Beige	Piece
170Z4=600-7	170K1=R-80-7 170K1=L-120-7 170K1=L-80-7 170K1=R-120-7	600 mm	40 mm	Black	Piece



#### Practical recommendation

- Close before washing to protect the closure and/or other items in the wash.



## 623Z4 "2-in-1" hook-and-loop closure strap

- For fast, detachable connections
- Simplifies closure system zoning
- Mix of hook and loop strap
- 100% polyamide
- Individually adaptable length
- Can be refastened many times
- Flexible
- High wearer comfort



### Technical data

Article number	Width	Colour	Original roll	Minimum order quantity
623Z4=30-7	30 mm	Black	25 m	25 m
623Z4=38-7	38 mm	Black	25 m	25 m
623Z4=50-7	50 mm	Black	25 m	25 m

- Please indicate the required length in metres when ordering.



#### Practical recommendation

- Close before washing to protect the closure and/or other items in the wash.




**Information material**

646D577=EN	Product information – material innovations
------------	--

## 623Z\* Micro hook-and-loop, self-adhesive

- Recommended especially in combination with 623P3 terry cloth padding fabric and with 623F\* ComforTex
- Individually adaptable length
- Self-adhesive
- Very high hook-and-loop strength
- No additional bulk when fastening textile padding fabrics
- Facilitates very flexible connections



**Technical data**

Article image	Article number	Width	Colour	Minimum order quantity
	623Z4=50-6	50 mm	White	10 m
	623Z200=100-7	100 mm	Black	10 m

· Please indicate the required length in metres when ordering.



## 170D29 Y-hook-and-loop with PU coating

- For adapting straps, e.g. directly on the patient
- Particularly suitable for 623Z96 loop-velour strap
- For closure types with higher loads, e.g. walking orthoses
- For fast, detachable connections
- Polyester with PU coating
- Micro hook-and-loop/micro hook-and-loop (single side: heavy hook-and-loop)
- Various widths available
- Low bulk due to use of micro hook-and-loop only
- User-friendly design with “Open” embossing
- Easy to clean thanks to PU coating
- Washable with a damp cloth
- Can be refastened many times
- Flexible
- High level of wearer comfort

**Technical data**

Article number	Width	Colour
170D29=30-0	30 mm	Beige
170D29=38-0	38 mm	Beige
170D29=50-0	50 mm	Beige
170D29=30-7	30 mm	Black
170D29=38-7	38 mm	Black
170D29=50-7	50 mm	Black



**Practical recommendation**

- We recommend using micro hook-and-loop on velour and hooks on fleece.



## 170D21 Y-hook-and-loop

- For adapting straps, e.g. directly on the patient
- For loop straps of the FreeWalk orthosis
- For fast, detachable connections
- 100% polyamide
- Can be refastened many times
- Flexible
- High wearer comfort



### Technical data

Article number	Width	Colour
170D21=38-0	38 mm	Beige
170D21=38-7	38 mm	Black



### Practical recommendation

- Close before washing to protect the closure and/or other items in the wash.



## 29Y63 Hook-and-loop strap with pad

- Orthotics: leg, torso, arm orthotics
- Prosthetics: lower limb, upper limb prosthetics
- Pad with guide loops: stable positioning of the pad on the hook-and-loop strap using the four guide loops, good padding properties, extremely resilient, material: polyamide, polyurethane foam with microfibre film
- Hook-and-loop strap and strap guide loop: sturdy strap guide loop with long loop strap, very good surface stability, soft hook-and-loop strap, no sharp outside edges, can be re-closed multiple times, very high closing force, very good tensile strength, material: polyamide
- Strap and pad can be individually cut to length
- Individual positioning is possible
- Comfortable on the skin
- Quick-drying



### Information material

646D1475=EN\_INT 29Y63/29Z63 hook-and-loop strap with pad product brief

### Technical data

Article number	Width	Length	Colour
29Y63=20-7	20 mm	365 mm	Black
29Y63=30-7	30 mm	410 mm	Black
29Y63=40-7	40 mm	440 mm	Black
29Y63=50-7	50 mm	455 mm	Black



## 29Z63 Pad for hook-and-loop strap

- Orthotics: leg, torso, arm orthotics
- Prosthetics: lower limb, upper limb prosthetics
- Polyamide
- PU flexible foam
- Stable positioning of the pad on the hook-and-loop strap using the four guide loops
- Good padding characteristics
- Extremely resilient
- Pad can be individually cut to length
- Individual positioning is possible
- Comfortable on the skin
- Quick-drying



### Information material

646D1475=EN\_INT 29Y63/29Z63 hook-and-loop strap with pad product brief

### Technical data

Article number	Width	Length	Colour
29Z63=20-7	20 mm	110 mm	Black
29Z63=30-7	30 mm	115 mm	Black
29Z63=40-7	40 mm	125 mm	Black
29Z63=50-7	50 mm	135 mm	Black



## 21Y122 Hook-and-loop closure

- For fast, detachable connections
- 21Y122=38-7: with reinforced strap guide loop
- 21Y122=50-7: both sides with hook strip and two strap guide loops
- 100% polyamide
- Can be refastened many times
- Flexible
- High level of wearer comfort



### Technical data

Article image	Article number	Width	Colour
	21Y122=38-7	38 mm	Black
	21Y122=50-7	50 mm	Black



### Practical recommendation

- Close before washing to protect the closure and/or other items in the wash.



## 21Y75N PU hook-and-loop closure

- Closure technology for orthopaedic technology
- Especially for closure types with higher loads, e.g. walking orthoses
- Polyamide with PU coating
- Heavy-duty hook-and-loop
- With strap guide loop and flap
- Can be refastened many times
- User-friendly thanks to the absence of hooks at the beginning of the closure
- Very high hook-and-loop strength
- Individually adaptable length
- Abrasion-proof, smooth surface
- Easy to clean thanks to PU coating
- Not bulky
- Washable with a damp cloth
- Attractive design

### Information material

646D1471=EN\_INT

21Y75N PU hook-and-loop closure product brief

### Product example



### Technical data

Article number	Length	Width	Colour
21Y75N=280X16-7	280 mm	16 mm	Black
21Y75N=280X25-7	280 mm	25 mm	Black
21Y75N=400X40-7	400 mm	40 mm	Black
21Y75N=680X50-7	680 mm	50 mm	Black



## 21Y78 Hook-and-loop closure with weld seams

- For fast, detachable connections
- With strap guide loop
- Hook-and-loop strap
- 100% polyamide
- Individually adaptable length due to welding seam
- Can be refastened many times
- High hook-and-loop strength
- Very good inherent stiffness
- Flexible
- Skin-friendly thanks to velour



### Technical data

Article number	Length	Width	Colour
21Y78=420-40-7	420 mm	40 mm	Black
21Y78=420-50-7	420 mm	50 mm	Black
21Y78=650-40-7	650 mm	40 mm	Black
21Y78=650-50-7	650 mm	50 mm	Black



## 21Y78 Hook-and-loop closure

- For fast, detachable connections
- With strap guide loop and flap
- 100% polyamide
- Can be refastened many times
- Flexible
- High level of wearer comfort



### Technical data

Article number	Length	Width	Colour
21Y78=25-0	420 mm	25 mm	Beige
21Y78=30-0	420 mm	30 mm	Beige
21Y78=38-0	420 mm	38 mm	Beige
21Y78=50-0	420 mm	50 mm	Beige
21Y78=25-2	350 mm	25 mm	Red
21Y78=30-2	350 mm	30 mm	Red
21Y78=38-2	350 mm	38 mm	Red
21Y78=50-2	350 mm	50 mm	Red
21Y78=25-4	350 mm	25 mm	Yellow
21Y78=30-4	350 mm	30 mm	Yellow
21Y78=38-4	350 mm	38 mm	Yellow
21Y78=50-4	350 mm	50 mm	Yellow
21Y78=25-5	350 mm	25 mm	Blue
21Y78=30-5	350 mm	30 mm	Blue
21Y78=38-5	350 mm	38 mm	Blue
21Y78=50-5	350 mm	50 mm	Blue
21Y78=25-6	350 mm	25 mm	White
21Y78=30-6	350 mm	30 mm	White
21Y78=38-6	350 mm	38 mm	White
21Y78=50-6	350 mm	50 mm	White
21Y78=25-7	350 mm	25 mm	Black
21Y78=30-7	350 mm	30 mm	Black
21Y78=38-7	350 mm	38 mm	Black
21Y78=50-7	350 mm	50 mm	Black



#### Practical recommendation

- Close before washing to protect the closure and/or other items in the wash.



## 623Z3 Hook-and-loop closure

- For 28U9 lower leg orthoses
- For fast, detachable connections
- With strap guide loop and flap
- 100% polyamide
- Can be refastened many times
- Flexible
- High level of wearer comfort



### Technical data

Article number	Length	Width	Colour
623Z3=38X270	270 mm	38 mm	Beige
623Z3=38X310	310 mm	38 mm	Beige



### **Practical recommendation**

- Close before washing to protect the closure and/or other items in the wash.



### 29Y57 Lamination disc

- For fabricating sockets
- Can be used in combination with Ottobock Orthocryl resins and silicones
- Facilitates good absorption of resin, particularly by the underlying reinforcement materials
- “Invisible” frame fixation
- No corrosion

**Technical data**

Article number	Thread
29Y57	M4



### 29C3 Setting nut/insert nut

- Stainless steel
- With knurled shoulder
- Secure support

**Technical data**

Article number	Thread	Head Ø	Shoulder Ø	Length	Order unit
29C3=M4	M4	10 mm	5 mm	3.6 mm	Piece




### 29C5 Setting nut

- For thin laminates in orthotics
- Stainless steel
- Flat
- With knurled shoulder
- Secure support

**Technical data**

Article number	Thread	Head Ø	Shoulder Ø	Length
29C5=M4X7X2.4	M4	7 mm	5.5 mm	2.4 mm
29C5=M4X7	M4	7 mm	5.5 mm	3.6 mm
29C5=M4X9	M4	9 mm	5.5 mm	3.6 mm
29C5=M5X18	M5	18 mm	6.5 mm	3.6 mm



### 507S15 Lamination disk, serrated

- For laminating
- For the attachment of straps and pull cables, e.g. for orthotic joints
- Subsequently cutting an M4 thread is possible.
- Stainless steel
- With external teeth

**Technical data**

Article number	Accessory for	Outside Ø	Borehole Ø	Thickness
507S15	743A18	13.8 mm	3 mm	1.5 mm





## 29C6 Setting nut

- Stainless steel
- With large shoulder

### Technical data

Article number	Thread	Head Ø	Shoulder Ø	Length
29C6	M4	20 mm	8 mm	7.5 mm



## 21Y5 Bandage rosette

- For attaching straps and belts in the lamination technique or with rivets
- With 3 rivet holes

### Technical data

Article number	Thread	Washer Ø
21Y5=M4	M4	21.5 mm
21Y5=M5	M5	21.5 mm



## 21Y27 Carrying strap rosette

- For attaching straps and belts in the lamination technique or with rivets
- With 3 rivet holes
- Free-cutting steel

### Technical data

Article number	Thread	Washer Ø
21Y27	M4	27 mm



## 21Y6 Bandage rosette

- For attaching straps with screw connections
- With nuts

### Technical data

Article number	Thread
21Y6	M4



### 502E1 T-nut

- For SACH feet
- Galvanised

**Technical data**

Article number	Thread	Length
502E1=M4X8	M4	8 mm
502E1=M5X8	M5	8 mm
502E1=M6	M6	9 mm
502E1=M6X12	M6	12 mm
502E1=M8X17	M8	17 mm
502E1=M10X16	M10	16 mm



### 21Y17 Attachment plate

- For Silesian belt
- With riveted pad button
- Very sturdy means of fastening

**Technical data**

Article number	Head Ø
21Y17	5.5 mm



### 21Y31 Attachment plate

- For Silesian belt
- With riveted pad button
- Very sturdy means of fastening

**Technical data**

Article number	Head Ø
21Y31	10 mm



### 503F3 Socket screw with Allen head

- For universal fastening applications
- Stainless steel
- Flat head so there is little bulging
- Allen head ensures that there are no sharp edges as is the case with slotted screws

**Technical data**

Article number	Thread	Thread length	Head Ø	Minimum order quantity
503F3=M4X8-20	M4	7 mm	8 mm	20 piece(s)
503F3=M4X8-100	M4	7 mm	8 mm	100 piece(s)



## 501T19 Phillips countersunk head screw

- For universal fastening applications
- Stainless steel
- Countersunk screw, flush with material surface after mounting

### Technical data

Article number	Thread	Length
501T19=M3X12-1	M3	12 mm
501T19=M4X6	M4	6 mm
501T19=M4X8	M4	8 mm
501T19=M4X10	M4	10 mm
501T19=M4X12	M4	12 mm
501T19=M4X14-1	M4	14 mm
501T19=M4X16-1	M4	16 mm
501T19=M4X20	M4	20 mm
501T19=M5X10	M5	10 mm
501T19=M5X18	M5	18 mm



## 501S16 Slotted truss head screw/Hessing screw

- For universal fastening applications, e.g. wood to metal
- Stainless steel

### Technical data

Article number	Thread	Thread length	Head Ø
501S16=M4X8X10	M4	8 mm	10 mm
501S16=M4X10X10	M4	10 mm	10 mm



## 501S33 Socket screw with slot

- For universal fastening applications, e.g. wood to metal
- Stainless steel
- DIN 85-A2

### Technical data

Article number	Thread	Thread length	Head Ø
501S33=M4X12X8	M4	12 mm	8 mm



## 29Y27 Phillips head screw

- For belt attachments
- Available with white or black plastic head

### Technical data

Article number	Thread	Length	Colour
29Y27=M4X6-6	M4	6 mm	White
29Y27=M4X8-6	M4	8 mm	White
29Y27=M4X10-6	M4	10 mm	White
29Y27=M4X12-6	M4	12 mm	White
29Y27=M4X20-6	M4	20 mm	White
29Y27=M4X6-7	M4	6 mm	Black
29Y27=M4X8-7	M4	8 mm	Black
29Y27=M4X12-7	M4	12 mm	Black
29Y27=M4X20-7	M4	20 mm	Black



### 501S3 Rosette screw

- Nickel-plated

#### Technical data

Article number	Thread	Thread length	Head Ø
501S3=M4	M4	8 mm	15 mm
501S3=M5	M5	8 mm	15 mm



### 502R1 Two hole joint nut

- With metric thread

#### Technical data

Article number	Thread	Head Ø
502R1=M4X14	M4	14 mm
502R1=M5X16	M5	16 mm
502R1=M5X18	M5	18 mm
502R1=M6X20	M6	20 mm
502R1=M8X18	M8	18 mm



### 516S5 Carrying strap screw head

- For the attachment of belts and straps
- Stainless steel

#### Technical data

Article number	Thread	Thread length	Head Ø	Head height
516S5	M4	6.5 mm	14 mm	7 mm



### 516S3 Pad screw head

- For the attachment of belts and straps
- Stainless steel, nickel-plated

#### Technical data

Article number	Thread	Thread length	Head Ø	Head height	Base Ø
516S3	M4	5.5 mm	6 mm	6.5 mm	8 mm



## 516N8 Pad screw head

- For the attachment of belts and straps
- Plexidur

### Technical data

Article number	Head height	Stud Ø	Stud length	Shoulder height
516N8=9	9 mm	4 mm	10 mm	3 mm
516N8=12	12 mm	5 mm	10 mm	4 mm



## 503L1 Countersunk head wood screw, slotted

- For screwing wood
- Steel, nickel-plated
- Oval head
- Countersunk screw, flush with material surface after mounting

### Technical data

Article number	Diameter	Length
503L1=3X20	3 mm	20 mm



## 506A1 Brass pins

- For fastening, e.g. brass plates
- With round head and screw thread

### Technical data

Article number	Head Ø	Length	Minimum order quantity
506A1=1.3X13	1.3 mm	13 mm	0.25 kg



## 507U3 Washer / lamination disk

- For distributing a screw force on a larger surface area
- Prevents the screw head from sinking in or digging into the material
- Brass

### Technical data

Article number	Outside Ø	Borehole Ø	Thickness
507U3=8X3X0.5	8 mm	3 mm	0.5 mm
507U3=10X3X0.5	10 mm	3 mm	0.5 mm
507U3=12X3X0.5	12 mm	3 mm	0.5 mm
507U3=14X3.2X2	14 mm	3.2 mm	2 mm
507U3=14X4X0.5	14 mm	4 mm	0.5 mm
507U3=18X4X0.5	18 mm	4 mm	0.5 mm



### 504H1 Double hollow rivet

- For permanent connections
- Open lower part, closed upper part
- Iron, nickel-plated
- No thread necessary

**Technical data**

Article number	Head Ø	Length	Minimum order quantity
504H1=7-100	7 mm	8.3 mm	100 piece(s)
504H1=10-100	10 mm	9.5 mm	100 piece(s)
504H1=12-100	12 mm	11.7 mm	100 piece(s)
504H1=7-1000	7 mm	8.3 mm	1,000 piece(s)
504H1=10-1000	10 mm	9.5 mm	1,000 piece(s)
504H1=12-1000	12 mm	11.7 mm	1,000 piece(s)



### 504H3 Hollow rivet

- Can be used for the attachment of, for example, straps and flaps
- For permanent connections
- Closed lower part, open upper part
- Brass, nickel-plated
- No thread necessary

**Technical data**

Article number	Head Ø	Minimum order quantity
504H3=7-100	7 mm	100 piece(s)
504H3=11-100	11 mm	100 piece(s)
504H3=13-100	13 mm	100 piece(s)
504H3=7-1000	7 mm	1,000 piece(s)
504H3=11-1000	11 mm	1,000 piece(s)
504H3=13-1000	13 mm	1,000 piece(s)



### 515A1 Eyelet

- For fabric corsets
- Iron, nickel-plated

**Technical data**

Article number	Hole Ø	Length	Fits insertion plunger
515A1	4 mm	4 mm	702A1=2



### 504F1 Iron rivet

- For permanent connections
- With flat head
- Iron, galvanised
- No thread necessary

**Technical data**

Article number	Diameter	Length	Minimum order quantity
504F1=3X10	3 mm	10 mm	1,000 piece(s)
504F1=3X12	3 mm	12 mm	1,000 piece(s)
504F1=3X15	3 mm	15 mm	1,000 piece(s)
504F1=3X25	3 mm	25 mm	1,000 piece(s)
504F1=3X30	3 mm	30 mm	1,000 piece(s)
504F1=4X20	4 mm	20 mm	1,000 piece(s)
504F1=4X25	4 mm	25 mm	1,000 piece(s)



## 504F2 Copper rivet

- For permanent connections
- With flat head
- Copper
- No thread necessary

### Technical data

Article number	Diameter	Length	Minimum order quantity
504F2=3X6	3 mm	6 mm	1,000 piece(s)



## 504F3 Light metal rivet

- For permanent connections
- With flat head
- Aluminium
- No thread necessary

### Technical data

Article number	Diameter	Length	Minimum order quantity
504F3=3X6	3 mm	6 mm	1,000 piece(s)
504F3=3X12	3 mm	12 mm	1,000 piece(s)







## 633F11 Silicone grease 400, medium

- As corrosion protection for plug connections, e.g. Myo, E-MAG Active (cable connectors)
- As corrosion protection, e.g. for drive units
- For the planetary gear train of the drive unit in upper limb prosthetics
- For isolating components in the lamination technique
- Very good resistance to heat and cold
- High resistance to ageing
- Good film forming capacity

### Technical data

Article image	Article number	Net contents	Packaging
	633F11	0.1 kg	Tube
	633F11=1	1 kg	Can



## 633F50 Silicone grease

- Ideal lubricating layer during vacuum forming on all plaster models (also possible without sock)
- Simplifies the fabrication of consistent wall thicknesses
- Thixotrope
- Air permeable
- Not hardening

### Technical data

Article number	Net contents
633F50=1	1 kg

### Processing and usage examples



Remove a quantity of 633F50 silicone grease that is sufficient for the model and apply a thin, even layer to the model.



## 519L5 Silicone parting agent

- For parting, gliding and lubricating
- Protects rubber, plastics and elastomers from becoming brittle
- Compact and solvent-free
- CFC-free



### Technical data

Article number	Net contents
519L5	0.4 l



## 633X35 Silicone oil

- For silicone brake segments of the Jüpa knee joints
- Parting agent for rubber and plastics
- Lubricant
- Water repellent
- Temperature resistant

### Technical data

Article number	Net contents
633X35=0.010	0.01 kg
633X35=5	5 kg



## Workshop oil

- Cleaning agent for casting tables
- Cleans soiled, oil-soaked metal components
- Easily removes rust film
- Removes foreign particles
- Silicone, PTFE, acid and resin free and does not resinify

### Technical data

Article number	Net contents
633X89=0.500	500 ml
633X89=5	5 l



## 633T2 Teflon® spray

- For parting, gliding and lubricating
- Excellent anti-adhesive properties
- Without grease



### Technical data

Article number	Net contents
633T2	300 ml



#### Practical recommendation

- With a pendulum-like movement, apply thin and even coats, allowing each coat to dry separately. Polishing with a cloth enhances the repelling characteristics.

Teflon® is a registered trademark of DuPont.



## 633F16 Gliding paste, white

- For machine elements of all kinds that are subject to simultaneous impact stresses and shaking and/or oscillating movements
- Especially well suited for modular knee joints
- Also suitable as a general assembly paste
- High-performance lubricant for steel (stainless steel, titanium, brass) – also in combination among each other
- For long-term lubrication under extreme conditions
- High resistance to water
- Good adhesion
- Excellent protection against wear and tear
- Good corrosion protection

### Technical data


Article number	Net contents	Packaging
633F16=1	1 kg	Can



### 633W8 Wax

- For insulating joints, components and dummies
- Excellent separating effect
- Easy to process

**Technical data**

Article image	Article number	Net contents
	633W8=12.2	12.2 g
	633W8	425 g

**Information material**

646A174=GB	Prepreg technology product information
------------	--



### 633F7 Special lubricant

- For all bar joints (stainless steel), also in combination with plastic, and for steel joints
- In particular for steel on steel lubrication
- High resistance to water
- Excellent protection against wear and tear
- Good corrosion protection

**Technical data**

Article number	Net contents	Packaging
633F7=1	1 kg	Can



### 633G6 Special lubricant

- For prosthetic joints
- For the following material combinations: metal on plastic, leather on plastic and plastic on plastic
- Excellent temperature stability (from -25 °C to +120 °C)
- High resistance to cold and hot water
- Excellent flexing resistance
- Excellent protection against wear and tear
- Good corrosion protection

**Technical data**

Article number	Net contents	Packaging
633G6	0.25 kg	Tube





## 633F14 Special lubricant

- For gliding surfaces and frictional contacts that are subject to high loads and simultaneously require “non-contaminating” lubrication, particularly at low to medium speeds
- For all accessible gear wheels and axes in System Electric Hands and System Electric Greifers
- Good water resistance
- High load-bearing capacity
- Excellent protection against wear and tear
- Good corrosion protection



### Technical data

Article image	Article number	Net contents	Packaging
	633F14=0.050	0.05 kg	Tube
	633F14=1	1 kg	Can




## 605P8 Light metal profile bar

- For fabricating system bars
- Aluminium
- Strength: approx. 400 N/mm<sup>2</sup>
- Round edges
- Good malleability by bending

### Technical data

Article number	Length	Width	Thickness	Material	Order unit
605P8=14	1000 mm	14 mm	5 mm	Aluminium	Piece
605P8=16	2000 mm	16 mm	5 mm	Aluminium	Piece
605P8=20	2000 mm	20 mm	5 mm	Aluminium	Piece
605P8=20-12	305 mm	20 mm	5 mm	Aluminium	Piece



## 651P4 Stainless steel profile bar

- For fabricating system bars
- High strength: approx. 800–950 N/mm<sup>2</sup>
- Round edges
- Spot weldable
- Good malleability by bending

### Technical data

Article number	Length	Width	Thickness	Material	Order unit
651P4=16	2000 mm	16 mm	4 mm	Stainless steel	Piece
651P4=20	2000 mm	20 mm	4 mm	Stainless steel	Piece



## 651B1 Spring band steel profile bar

- Stainless steel
- High strength: approx. 1400 N/mm<sup>2</sup>
- Round edges
- Cold-rolled

### Technical data

Article number	Length	Width	Thickness
651B1=12	2000 mm	12 mm	2 mm



## 603F1 Flat steel

- Flat steel
- High strength: approx. 600–700 N/mm<sup>2</sup>
- Hot-rolled
- Uncoated surface
- Etched
- Oil-free

### Technical data

Article number	Length	Width	Thickness
603F1=24X8	3000 mm	24 mm	8 mm



## 17Z\* Straps

- For structural and conventional orthosis fabrication
- For modular joint systems (orthoses)
- Different versions (sheet steel, aluminium plate, stainless steel and titanium) available

### Technical data

Article number	Length	Width	Thickness	Material
17Z5=192	192 mm	30 mm	2 mm	Aluminium sheet metal
17Z5=235	235 mm	30 mm	2 mm	Aluminium sheet metal
17Z5=280	280 mm	30 mm	2 mm	Aluminium sheet metal
17Z5=325	325 mm	30 mm	2 mm	Aluminium sheet metal
17Z9=192	192 mm	30 mm	1.5 mm	Stainless steel
17Z9=235	235 mm	30 mm	1.5 mm	Stainless steel
17Z9=280	280 mm	30 mm	2 mm	Stainless steel
17Z9=325	325 mm	30 mm	2 mm	Stainless steel
17Z10=192	192 mm	30 mm	1.6 mm	Titanium
17Z10=235	235 mm	30 mm	1.6 mm	Titanium
17Z10=280	280 mm	30 mm	2 mm	Titanium
17Z10=325	325 mm	30 mm	2 mm	Titanium



## 17Z2 Seating tape

- For structural and conventional orthosis fabrication
- For modular joint systems (orthoses)
- In particular as proximal reinforcement band
- Available in stainless steel

### Technical data

Article number	Length	Width	Thickness	Material
17Z2	320 mm	35 mm	2 mm	Stainless steel



## 605T1 Dur aluminum sheet metal

- For fabricating bands and FOs
- The proven classic material
- Aluminium: approx. 95%; copper, magnesium, manganese: approx. 5%
- Strength: approx. 400 N/mm<sup>2</sup>
- Good malleability by beating and bending



### Technical data

Article number	Length	Width	Thickness
605T1=1.5	1,000 mm	500 mm	1.5 mm
605T1=2	1,000 mm	500 mm	2 mm
605T1=2.25	1,000 mm	500 mm	2.25 mm
605T1=2.5	1,000 mm	500 mm	2.5 mm
605T1=3	1,000 mm	500 mm	3 mm
605T1=4	1,000 mm	500 mm	4 mm
605T1=5	1,000 mm	500 mm	5 mm




## 608T1 Brass sheet (Durana)

- For fabricating bands and FOs
- Copper: approx. 63%; zinc: approx. 37%
- Strength: approx. 440 N/mm<sup>2</sup>
- Cold-rolled




### Technical data

Article number	Length	Width	Thickness
608T1=1.5	1,000 mm	600 mm	1.5 mm
608T1=2	1,000 mm	600 mm	2 mm



## 651T1 Sheet steel


- For fabricating bands and FOs
- Stainless steel (V2A)
- High strength: approx. 900–1100 N/mm<sup>2</sup>
- Uncoated surface
- Cold-rolled



### Technical data

Article number	Length	Width	Thickness
651T1=1000X1	1,000 mm	1000 mm	1 mm





## 649P7 White corundum sanding paper

- For groundwood
- Excellent sanding performance

### Technical data

Article number	Width	Grain
649P7=40	600 mm	40
649P7=60	600 mm	60
649P7=80	600 mm	80
649P7=100	600 mm	100

· Please indicate the required length in metres when ordering.



## 649G4 Linen sanding belt

- For groundwood
- For machine sanding
- Fast sanding and dispersion

### Technical data

Article number	Width	Grain
649G4=55XK40	55 mm	40
649G4=55XK100	55 mm	100
649G4=55XK180	55 mm	180
649G4=100XK40	100 mm	40
649G4=100XK60	100 mm	60
649G4=100XK80	100 mm	80
649G4=100XK100	100 mm	100
649G4=100XK120	100 mm	120

· Please indicate the required length in metres when ordering.



## 649G26 Soft Pad sanding paper

- For manual finish grinding of contours, curvatures and hard to reach areas
- Polyurethane foam with aluminium oxide
- Can be used wet and dry
- Highly flexible, does not buckle
- Does not form sharp edges
- Adapts to any contour
- Does not slip in the hand
- Produces a very fine and even finish

### Technical data

Article number	Version	Length	Width	Grain	Height	Order unit	Package contents
649G26=320	320	115 mm	140 mm	320 – 400 (fine)	5 mm	Package	20 piece(s)
649G26=400	400	115 mm	140 mm	400 – 500 (super fine)	5 mm	Package	20 piece(s)

### Processing and usage examples



Compress 649G26 Soft Pad sanding paper and submerge it in water until fully soaked.



With the soaked Soft Pad sanding paper, sand the plaster model using the abrasive side with circular movements and low pressure. (Do not rinse sanding residue under running water!) Soft pad sanding paper can be folded centrally, so that small radii can be worked without damaging the brim.



Soak Soft Pad sanding paper with water again and use the foam side to hone the plaster model in order to close fine pores with the accumulated plaster residue.




### 637L8 Silver solder

- For soldering stainless steel, e.g. for soldering all Ottobock bars made of stainless steel
- Melting temperature: 595–630 °C
- Excellent flow characteristics
- Soldered joints are durable up to an operating temperature of 200 °C

**Technical data**

Article number	Diameter	Length
637L8=1.5X500	1.5 mm	500 mm



### 637F1 Fluxing agent

- For soldering with 637L8=1.5x500 silver solder
- For soldering steel, stainless steel and other metals, except light metals
- Pasty consistency



**Technical data**

Article number	Weight
637F1=0.100	0.1 kg
637F1=0.500	0.5 kg

**i Practical recommendation**

- If the paste is too thick for certain applications, it can be thinned with water.
- Flux residue can be removed with water or etching agent.




### 637D1 Uncoated wire

- For autogenous welding
- Low-alloy steel
- Low viscosity
- Suitable for operating temperatures up to 350 °C

**Technical data**

Article number	Diameter	Length
637D1=2	2 mm	1000 mm
637D1=3	3 mm	1000 mm
637D1=4	4 mm	1000 mm



### 637E1 Welding electrode

- For welding stainless steel, e.g. for welding all Ottobock bars made of stainless steel
- For base materials that are hard to weld, e.g. tool steel
- Good corrosion protection
- Suitable for operating temperatures up to 300 °C

**Technical data**

Article number	Diameter	Length
637E1=2X300	2 mm	300 mm



## 618T40 Sintering powder

- For coating metal parts in a sintering bath, e.g. orthotic bars
- For a smooth surface
- Ionomer
- Thermoplastic powder
- Melting temperature: 93 °C
- Welding temperature: 105–108 °C
- Good corrosion protection
- Good UV protection

### Technical data

Article number	Net contents	Colour
618T40=H	4 kg	Beige
618T40=W	4 kg	White
618T40=S	4 kg	Black

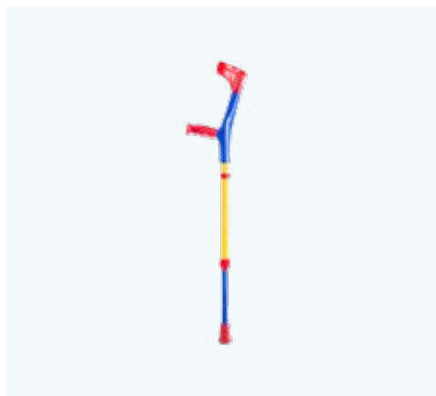


## 616Z9 Shrinkable tubing

- For covering devices, e.g. orthotic joints or orthotic bars
- Plastic hose with rounded edges
- Good insulation protection
- Good corrosion protection
- Good resistance to liquids

### Technical data

Article number	Diameter	Length	Colour
616Z9=19X61	19 mm	50 m	Black
616Z9=25.4X30	25.4 mm	50 m	Black



## 22K10 Forearm crutches for children

- Forearm crutch
- Ideal for children's hands
- For safety when walking
- Cushioned with a rubber cap to ensure a good grip when walking
- Secure and comfortable grip
- Attractive design for children

### Technical data

Article number	Fits capsules	Colour
22K10	23K12=B 23K12=R	Multi-coloured



## 22K5 Forearm crutches for children

- Forearm crutch
- Ideal for children's hands
- For safety when walking
- With plastic grip
- Cushioned with a rubber cap to ensure a good grip when walking
- Light metal
- Height-adjustable in 25 mm increments, from 660 to 860 mm (floor to grip)
- Secure and comfortable grip
- Weight: 0.880 kg/pair

### Technical data

Article number	Fits capsules	Colour
22K5	23K2=16 23K6=16	Blue Silver anodized



## 22K\* Forearm crutches

- Forearm crutch
- For safety when walking
- With plastic grip
- Cushioned with a rubber capsule, ensures good grip when walking
- Light metal
- Height-adjustable in 25 mm increments from 780 to 980 mm (floor to grip)
- Secure and comfortable grip
- Weight: 1.140 kg/pair
- Maximum load capacity: 140 kg/each

### Technical data

Article number	Fits capsules	Colour
22K2	23K2=16 23K6=16	Silver anodized

· Forearm crutch approved for integration of the E-MAG Control remote control



## 22K7 Forearm crutches

- Forearm crutch
- For safety when walking
- With softgrip
- Cushioned with a rubber capsule, ensures good grip when walking
- Light metal
- Height-adjustable in 25 mm increments from 780 to 980 mm (floor to grip)
- Safe and pleasant softgrip handle
- Weight: 1.260 kg/pair
- Maximum load capacity: 140 kg/each

### Technical data

Article number	Fits capsules	Colour
22K7	23K11	Blue Silver anodized



## 23K77 Anatomical softgrip handles

- For 22K7 forearm crutches
- 1 pair – for left and right
- Anatomical shape
- Protection against pressure points even after extended use
- Pleasantly soft and comfortable feel
- Reduces symptoms of fatigue

### Technical data

Article number
23K77

· Please order separately as required!



## 22S2 Support cane

- For safety when walking
- Without rubber cap
- Wood
- Anatomical shape of the handle

### Technical data

Article number	Fits capsules	Colour
22S2=S	23K1=2	Black
22S2=B	23K1=2	Brown



## 23K1 Rubber capsule

- For 22S2 support cane
- Ensures good grip while walking

### Technical data

Article number	Hole Ø	Size	Colour
23K1=00	14 mm	00	Black
23K1=0	16 mm	0	Black
23K1=1	18 mm	1	Black
23K1=2	20 mm	2	Black
23K1=3	22 mm	3	Black



## 23K2 Rubber capsule, elastic

- For 22K2 and 22K5 forearm crutches
- Ensures good grip while walking

### Technical data

Article number	Hole Ø	Colour
23K2=16	16 mm	Grey
23K2=21	21 mm	Grey



## 23K6 Rubber capsule, elastic

- For 22K2 and 22K5 forearm crutches
- Ensures good grip while walking

### Technical data

Article number	Hole Ø	Colour
23K6=16	16 mm	Black
23K6=21	21 mm	Black



## 23K11 Rubber capsule

- For 22K7 forearm crutch
- Ensures good grip while walking

### Technical data

Article number	Hole Ø	Colour
23K11	16 mm	Blue



## 23K12 Rubber capsule

- For 22K10 forearm crutches for children
- Ensures good grip while walking

### Technical data

Article number	Hole Ø	Colour
23K12=R	16 mm	Red
23K12=B	16 mm	Blue







# Protective equipment.

Ottobock offers protective equipment for products that are hazardous pursuant to the Hazardous Substances Ordinance. This includes products to protect the hands, face, eyes, respiratory tract and other parts of the body. See our safety data sheets for necessary information about suitable protective equipment for each product.

We also offer first-aid equipment for accidents such as an eye flushing station and a first aid kit.



## 641H1 Disposable gloves

- For single use
- PVC

### Technical data

Article number	Weight	Order unit
641H1	0.338 kg	Pair



## 641H12 Latex gloves for plastering work

- For plastering work
- Powder-free
- One size fits all
- Highly elastic
- High touch sensitivity and secure grip
- Not sterile

### Technical data

Article number	Size	Order unit	Package contents
641H12	7 ½	Package	100 piece(s)



## 641H9 Latex-free examination glove

- Wide range of applications
- 100% nitrile
- Latex-free
- Powder-free
- One size fits all
- Highly elastic
- High touch sensitivity and secure grip
- Not sterile

### Technical data

Article number	Size	Colour	Order unit	Package contents
641H9=2	8	Blue	Package	100 piece(s)
641H9=3	9	Blue	Package	100 piece(s)
641H9=4	10	Blue	Package	100 piece(s)

### Information material

646A174=GB	Prepreg technology product information
------------	--



## 641H17 Chemical protection glove

- Against numerous chemicals
- Nitrile-coated fabric
- Excellent fit permits working for long periods without fatigue
- Good grip thanks to roughened fingertips, even with wet components

### Technical data

Article number	Size	Colour	Order unit	Package contents
641H17=7	7	Blue	Package	100 piece(s)
641H17=8	8	Blue	Package	100 piece(s)
641H17=9	9	Blue	Package	100 piece(s)
641H17=10	10	Blue	Package	100 piece(s)
641H17=11	11	Blue	Package	100 piece(s)



## 641H16 Chemical protection gloves

- Against numerous chemicals
- Nitrile-coated fabric
- Flexible in order to adapt to the hand
- Thanks to the length of 300 mm, a large part of the forearm is protected against contact with chemicals
- Reduced perspiration through light velour

### Technical data

Article number	Size	Colour	Order unit
641H16=8	8	Green	Pair
641H16=9	9	Green	Pair
641H16=10	10	Green	Pair



## 641H18 Chemical protection gloves

- Against numerous chemicals
- Butyl rubber
- Lightly powdered on the inside to make putting on and taking off easier
- Very high impermeability to gas
- High resistance to chemicals

### Technical data

Article number	Size	Colour	Order unit
641H18=8	8	Black	Pair
641H18=9	9	Black	Pair
641H18=10	10	Black	Pair



## 756Y22 Disposable particle filter masks

- For dusty work in industry and trades
- Protection against solid and damp particles
- Protection levels and certifications compliant with EN 149:2001
- Synsafe material for minimum breathing resistance and maximum filter performance
- Lightweight and user-friendly
- Exhalation valve for longer periods of use and increased breathing comfort
- High intake capacity
- High wearer comfort
- Hygienic, individual packaging, thus providing protection against contamination and ensuring availability of clean respiratory protection at all times
- Folded design allows for easy carrying in pockets

### Technical data

Article number	Pollutant class	Valves	Weight	Colour
756Y22=1	FFP1(1)	without valve (-)	12 g	Dark blue
756Y22=1V	FFP1(1)	with valve (V)	18 g	Dark blue
756Y22=2	FFP2 (2)	without valve (-)	22 g	Light blue
756Y22=2V	FFP2 (2)	with valve (V)	28 g	Light blue
756Y22=3V	FFP3 (3)	with valve (V)	28 g	White

### Practical recommendation

Application			
FFP1:	Up to four times the limit value	Against solid and liquid particles	Milling, grinding, sawing, sweeping floors
FFP2:	Up to 10 times the limit value	Against solid and liquid particles	Woodworking with oak, welding, spraying emulsions with low vapour pressure, coating work, processing carbon fibre and fibreglass materials (e.g. cutting)
FFP3:	Up to 30 times the limit value	Against solid and liquid particles	Spraying varnishes, sanding cured carbon fibre and fibreglass materials

- FFP = filtering face piece



## 756Y80 Respiratory protection half-mask

- As breathing protection
- For use with particle filters or gas filters and combination filters with a round thread Rd 91
- Does not include filter
- Good fit
- Impermeability of a full mask
- Material of the mask body is comfortable to wear
- Easy to put on and take off thanks to head piece with anti-slip harness
- Doesn't exert pressure when worn under a safety helmet
- Tested in compliance with EN 140, with CE marking

### Technical data

Article number	Size	Weight (without filter)
756Y80	Medium/large	0.19 kg




## 756Z5 Coarse dust filter

- Pre-filter for filters with Rd 91 thread

### Technical data

Article number	Accessory for	Weight	Order unit	Package contents
756Z5	756Y80	0.15 kg	Package	50 piece(s)

- Please order separately as required.



## 756Z4 Combination filter

- Screw filter with Rd 91 thread for 756Y80 respiratory protection half-mask
- Particle filter class A1-P2: A = organic gases, 1 = low retention characteristics, P = particles, 2 = medium retention characteristics
- Tested in compliance with EN 141, with CE marking

### Technical data

Article number	Accessory for	Weight	Order unit	Package contents
756Z4	756Y80	0.55 kg	Package	5 piece(s)

- Please order separately as required.



## 754T3 Carrying case

- Used to securely store the 756Y80 respiratory protection half-mask
- Sturdy design, with shoulder strap

### Technical data

Article number	Accessory for	Weight
754T3	756Y80	0.38 kg

- Please order separately as required.



## 641S5 Disposable aprons

- For single use
- Environmentally friendly
- Ultra-light yet extremely strong
- Wrought
- Impermeable to moisture
- Hygienic

### Technical data

Article number	Length	Width	Order unit	Package contents
641S5	140 cm	80 cm	Package	100 piece(s)



## 641S6 Protective smock

- For protection, ideal for decanting and filling tasks
- Protects against particles and splashed liquids
- TYVEK-PRACTIK material
- 5 snap fasteners, 2 pockets
- Custom sizes available
- Low-lint
- Ultra light
- High tear and abrasion resistance
- Antistatic
- Breathable

### Technical data

Article number	Size	Colour
641S6=M	M	White
641S6=L	L	White
641S6=XL	XL	White
641S6=XXL	XXL	White



## 641S7 Boot cover

- For protecting shoes/boots
- Heavy PE film
- With rectangular pattern
- Elastic strap
- Ankle tie
- Reinforced outsole

### Technical data

Article number	Height	Thickness	Order unit
641S7	56 cm	150 µm	Pair



## 640Z40 Room disinfectant

- For combination with the 758E1 room disinfection unit
- For the elimination of bacteria, viruses and fungi
- 3% hydrogen peroxide with silver complex
- Good material compatibility, including sensitive electronics
- Cleans without residues

### Technical data

Article number	Accessory for	Contents
640Z40	758E1	5 l

### Information material

646D708=EN	758E1 room disinfection unit product information
------------	--



## 640Z19 Hand disinfectant

- For hygienic and surgical hand disinfection and for rubbing in
- Comprehensive effectiveness against bacteria, fungi and enveloped viruses
- Also effective against adenovirus, papovavirus and rotavirus
- Excellent immediate effect
- Moisturising
- Very well tolerated even with continuous use
- Ready to use – no wash basin and water required



### Technical data

Article number	Net contents
640Z19	500 ml



## 640F23 Washing lotion

- For thorough and gentle hand and body hygiene
- Advanced, skin-friendly surfactants
- pH of approximately 5.5, ideal for skin
- Free of soap and alkali
- Free of perfume and colorants
- Fast and drip-free dispensing right from the bottle

### Technical data

Article number	Net contents
640F23	500 ml



## 640Z10 Cellona® skin protection cream

- Protection and care cream for use during plastering work
- Easy dosing
- Penetrates quickly
- The skin is covered by a permeable protective care film
- Ideal for highly stressed skin

### Technical data

Article number	Net contents	Order unit
640Z10	0.1 l	Tube

Cellona® is a registered trademark of Lohmann.



## 640Z18 Skin protection 1-2-3 plus

- Care cream and skin protection before and after work
- Effective protection against water-soluble and oil-soluble foreign substances as well as changing agents
- Blocks potential allergens
- Boosts the skin's natural protective functions
- Improves the condition of the skin
- Effective skin care

### Technical data

Article number	Net contents
640Z18=0.1	1 l



## 627B18 Bandages

- 627B18=1: For dressing injuries and wounds on the fingers
- Made of lengthwise and crosswise elastic textile fabric
- Ready to use blanks for immediate application
- Time-saving and hygienic
- Good permanent adhesion
- Secure and firm hold, even under severe strain
- Air permeable
- 627B18=2: For dressing injuries and wounds
- Hygienic box for partial removal
- Reliable adhesion
- Wound pad designed not to stick to the wound
- Perforations for wound aeration

### Technical data

Article image	Article number	Description	Length	Width	Order unit	Package contents
	627B18=1	Finger bandage	120 mm	20 mm	Package	50 piece(s)
	627B18=2	Quick wound dressing	5 m	80 mm	Package	1 piece(s)



## 758X5 First-aid kit

- DIN 13157 C
- With wall mount

### Technical data

Article number	Width	Depth	Height	Weight
758X5	260 mm	160 mm	80 mm	1.8 kg



## 758X11 Eyewash station

- As a first-aid station for flushing eyes to remove foreign substances such as dust and chemicals
- Stationary wall cabinet made of sheet steel
- With special holder for two eye flushing bottles
- Always at hand and ready for use

### Technical data

Article number	Length	Width	Depth	Weight	Scope of delivery	Colour
758X11	350	260 mm	100 mm	2.3 kg	Without eyewash bottles	9016 Traffic white



## 758Y100 Eyewash bottle set

- In case of danger to eyesight due to harmful substances
- Two eye flushing bottles
- Filled with 1,000 ml sterile, physiological, isotonic saline solution (0.9%)
- In accordance with DIN 12930, CE 0562
- Flushes foreign substances from the eye
- Can be used for approx. three years in an unopened condition

### Technical data

Article number	Accessory for	Diameter	Height	Weight
758Y100	758X11	80 mm	305 mm	2.3 kg

- Please order separately as required.



## 1-10

"2-in-1" hook-and-loop closure strap .....241

## A

Acetone .....153  
 Acryform Mono ..... 131  
 Acryform Poly ..... 131  
 Acrymed Mono ..... 130  
 Acrymed Poly ..... 130  
 Adhesive tape for  
 vacuum technique..... 29, 91, 100, 112, 116, 150  
 Adhesives, putties,  
 varnishes and thinners poster .....155  
 Airpadding, self-adhesive .....178  
 Akemi fast curing putty ..... 134  
 Alabaster modelling plaster .....15  
 Anatomical softgrip handles .....266  
 Anchor preform .....69  
 Antibacterial ThermoLyn clear .....31  
 Antibacterial ThermoLyn rigid ..... 32  
 Antibacterial ThermoLyn soft, beige .....34  
 Antibacterial ThermoLyn soft, clear ..... 33  
 Arion Easy-Proth Extender .....226  
 Arion Proth-Pro .....226  
 Arion Proth-Pro Donning Aid, Arm .....226  
 Attachment plate .....249

## B

Bandage rosette .....248  
 Bandages ..... 275  
 "Bears, blue, green, grey"  
 socket decor .....208  
 "Bears, blue, green, grey"  
 thermopaper ..... 196  
 "Bears, green, purple, orange"  
 socket decor .....207  
 "Bears, green, purple, orange"  
 thermopaper ..... 195  
 "Bears, red, blue, yellow"  
 socket decor .....205  
 "Bears, red, blue, yellow"  
 thermopaper ..... 193  
 Bedding foam, self-adhesive .....174  
 Belting .....237  
 BetaSil kit with case .....126  
 BetaSil refill set .....126  
 Bipatrix® quick plaster bandage .....13  
 Biplatrix® quick plaster bandage .....13  
 Blank calf leather ..... 184  
 Body protection stockinette .....18  
 Bonding agent ..... 29, 116, 121, 142  
 Boot cover ..... 273  
 Brass pins .....252  
 Brass sheet (Durana) ..... 261  
 Buckle piece ..... 229-230  
 Buckle strap .....229-230  
 "Butterflies" socket decor .....206  
 "Butterflies" thermopaper ..... 194

## C

"Camouflage Earth" socket decor ..... 211  
 "Camouflage Earth" thermopaper ..... 199  
 C-Orthocryl .....82  
 Carbon fibre cloth prepreg ..... 104  
 Carbon fibre prepreg, unidirectional ..... 105  
 Carbon synthetic leather .....187  
 Carbon UD stockinette ..... 63  
 CarbonTEX - fibreglass cloth .....217  
 CarbonTEX PRO -  
 woven carbon fibre .....217

"Carbon, heavy grey"  
 thermopaper .....202  
 "Carbon, raspberry red"  
 socket decor .....213  
 "Carbon, raspberry red"  
 thermopaper ..... 201  
 "Carbon, sand" socket decor .....212  
 "Carbon, sand" thermopaper .....200  
 "Carbon, water blue" socket decor .....213  
 "Carbon, water blue" thermopaper ..... 201  
 Carrying case .....272  
 Carrying strap rosette .....248  
 Carrying strap screw head .....251  
 Catalyst .....120  
 Cellacast Xtra®  
 synthetic casting tapes ..... 17  
 Cellona® plaster of Paris bandages .....14  
 Cellona® skin protection cream .....18, 274  
 Cellular unvulcanized rubber .....173  
 Chemical protection glove .....270  
 Chemical protection gloves .....271  
 Chlorosil/Chlorosil catalyst .....125  
 Chrome kid leather ..... 184  
 Clip fastener .....236  
 Coarse dust filter .....272  
 Combination filter .....272  
 ComforTex air .....177  
 ComforTex air Hexagon .....178  
 ComforTex grippy .....177  
 ComforTex smooth .....176  
 ComforTex soft .....176  
 Compoflex® 250 absorbent fleece .....110  
 Compoflex® SB 250  
 absorbent fleece .....111  
 "Concrete" socket decor ..... 210  
 "Concrete" thermopaper ..... 198  
 Contact adhesive .....114, 135, 139  
 Container preform ..... 70  
 Cooling spray .....87, 107  
 Copper rivet .....254  
 Copying pens ..... 15  
 Cotton stockinette ..... 186  
 Countersunk head wood screw,  
 slotted .....252  
 CP contact adhesive .....136  
 CR contact adhesive .....136  
 Crepe adhesive tape ..... 100, 151  
 Cross-linking agent .....138  
 Cyamet quick-drying adhesive  
 (superglue) .....122, 142  
 Cyanoacrylate quick-drying  
 adhesive as dosage pen .....122, 142

## D

DACRON® felt ..... 30, 72, 117  
 Dauerbinde® K .....14  
 Dino foam ..... 171  
 Dispensing gun for special adhesive  
 cartridge A and B ..... 141  
 Disposable aprons .....273  
 Disposable gloves .....270  
 Disposable particle filter masks .....271  
 Double hollow rivet .....253  
 Double-sided adhesive tape ..... 51, 101, 152  
 Double-sided PVC adhesive tape ..... 98, 148  
 Dur aluminum sheet metal .....260  
 Dyatec .....172  
 Dynoform ..... 168  
 Dynoform, perforated ..... 169

## E

Easy Fit donning aid .....224

EasyFit Arm donning aid .....225  
 Edging tape, self-adhesive .....178  
 Elastic double strap .....238  
 Elastic plaster bandages .....13  
 Elastic stockinette, white  
 (filtering bag) .....60  
 Elastic strap ..... 237-238  
 Elastogrip closure .....239  
 EP hardener for Orthopox ..... 85  
 Evazote® .....162  
 Eyelet .....253  
 Eyewash bottle set .....275  
 Eyewash station .....275

## F

"Faces" socket decor ..... 210  
 "Faces" thermopaper ..... 198  
 Felt cloth ..... 186  
 Fibersil .....129  
 Fibreglass cloth ..... 65  
 Fibreglass grid adhesive tape ..... 114, 150  
 Fibreglass mat (Biegelow mat) ..... 65  
 Fibreglass roving .....63  
 Fibreglass stockinette .....62  
 Filling set .....83  
 First-aid kit .....275  
 Flat steel .....259  
 Flax fibre fabric .....71  
 Flax fibre UD tape .....71  
 Flax fibre UD tube .....71  
 Flexible cork .....182  
 Flexible foam, component A ..... 77  
 Flexible foam, component B ..... 77  
 Fluxing agent .....263  
 "Fox" socket decor .....207  
 "Fox" thermopaper ..... 195  
 Forearm crutches .....265  
 Forearm crutches for children .....265  
 Frame preform .....69

## G

"Giraffes, light green" socket decor .....204  
 "Giraffes, light green" thermopaper ..... 192  
 Gliding paste, white .....256  
 Grease pens .....16

## H

Hand disinfectant ..... 274  
 Hardener for Pedilen flexible foams ..... 76  
 Hardener for Pedilen rigid foams ..... 24, 75  
 Hardening powder ..... 79, 83-84  
 Helanca double-stretch  
 synthetic leather .....187  
 Heptane ..... 130  
 Hollow rivet .....253  
 Hook-and-loop closure .....244-246  
 Hook-and-loop closure strap .....238-239  
 Hook-and-loop closure with  
 weld seams .....245  
 Hook-and-loop hook strap,  
 self-adhesive .....240  
 Hook-and-loop strap .....241  
 Hook-and-loop strap with pad .....243  
 HS parting agent ..... 23

## I

Impresil kit with case ..... 21, 123  
 Impresil refill set ..... 21, 123  
 Iron rivet .....253  
 Isopropyl alcohol .....153

- K**
- “Kaleidoscope, black, red” socket decor .....208
  - “Kaleidoscope, black, red” thermopaper ..... 196
  - “Kaleidoscope, black, white” socket decor .....208
  - “Kaleidoscope, black, white” thermopaper ..... 196
  - Kraibon rubber ..... 106
  - Kun Gel components A + B as a set .....127
- L**
- Lamination disc ..... 247
  - Lamination disk, serrated ..... 247
  - Lamination resins poster ..... 101
  - Latex gloves for plastering work .....270
  - Latex-free examination glove ..... 270
  - Light metal profile bar .....259
  - Light metal rivet .....254
  - Lightweight putty ..... 134
  - Linen adhesive tape ..... 100,151
  - Linen sanding belt .....262
  - Loctite® 241 .....145
  - Loctite® 242 ..... 146
  - Loctite® 243 ..... 146
  - Loctite® 245 ..... 146
  - Loctite® 3090 .....143
  - Loctite® 601 .....145
  - Loop-velour strap .....240
- M**
- “Mandala, to colour it yourself” thermopaper .....197
  - Mask fixation .....229
  - Measuring cup .....78, 94
  - “Mega jeans” socket decor .....212
  - “Mega jeans” thermopaper .....200
  - Micro hook-and-loop, self-adhesive .....180,242
  - Microballoon ..... 80
  - Microcork .....182
  - “Mini jeans” socket decor ..... 211
  - “Mini jeans” thermopaper ..... 199
  - Mixing block .....127
  - “Modern jeans” socket decor .....212
  - “Modern jeans” thermopaper .....200
  - Monofilament adhesive tape ..... 100,151
  - Multicolour OD .....170
  - “Muscles, white, black” socket decor .....209
  - “Muscles, white, black” thermopaper .....197
- N**
- Neoprene® .....179
  - Neoprene® adhesive .....139
  - Neoprene® cell rubber tape ..... 97,148
  - Neoprene® TES belt ..... 227
  - Neoprene®, soft .....179
  - Nora® Aero sorb, medium ..... 163
  - Nora® Aero sorb, soft ..... 163
  - Nora® Lunairflex .....165
  - Nora® Lunairflex, perforated ..... 166
  - Nora® Lunairmed ..... 166
  - Nora® Lunairmed, perforated .....167
  - Nora® Lunalastik .....167
  - Nora® Lunasoft SL ..... 164
  - Nora® Lunasoft SLW ..... 164
  - Nora® Lunatec Combi 7 .....165
  - Nylglas frizz stockinette, white .....61
  - Nylglas stockinette, white .....61
  - Nylon frizz stockinette, beige ..... 60
  - Nylon frizz stockinette, white ..... 60
  - Nylon stockinette ..... 19-20, 52-53, 58, 89, 109, 128
- O**
- “On the road” socket decor .....206
  - “On the road” thermopaper ..... 194
  - Orthocryl lamination resin 80:20 .....81
  - Orthocryl lamination resin 80:20 PRO ..... 82
  - Orthocryl lamination resin 80:20 Speed .....81
  - Orthocryl putty ..... 134
  - Orthocryl sealing resin ..... 79
  - Orthocryl sealing resin compact adhesive ..... 79,140
  - Orthocryl varnish ..... 154
  - Orthocryl, extra soft ..... 83
  - Orthocryl, soft ..... 82
  - OrthoEpoX GreenLine ..... 86
  - OrthoEpoX hardener GreenLine ..... 86
  - Orthopaedic chrome-tanned leather .....185
  - Orthopaedic leather .....185
  - Orthopox ..... 85
  - Orthopox woven carbon fibre ..... 87,108
  - Orthopox woven flex .....88,108
  - Orthovinyl ..... 84
  - “Ottobock, green” socket decor .....215
  - “Ottobock, light blue” socket decor .....215
  - “Ottobock, yellow” socket decor ..... 216
- P**
- Pad button .....236
  - Pad for hook-and-loop strap .....243
  - Pad screw head ..... 251-252
  - Padding materials poster ..... 188
  - Padding materials sample kit ..... 158
  - Parting agent ..... 96
  - Parting agent for OrthoEpoX GreenLine ..... 86
  - Pastasil .....124
  - Pedilen duplicating foam ..... 23,73
  - Pedilen flexible foam 150 ..... 76
  - Pedilen flexible foam 300 ..... 76
  - Pedilen impression foam ..... 24
  - Pedilen rigid foam 100 ..... 73
  - Pedilen rigid foam 200 ..... 73
  - Pedilen rigid foam 300 ..... 74
  - Pedilen rigid foam 450 ..... 74
  - Pedilen rigid foam 600 ..... 74
  - Pedilen rigid foam 700 ..... 75
  - Pedilin ..... 159
  - Pedilin cone for soft socket ..... 160
  - Pedilin SilverShield® ..... 158
  - Pedilin, perforated ..... 159
  - Peel ply fabric with marker threads .....30, 88, 109, 117
  - Perlon® elastic stockinette, white ..... 59
  - Perlon® stockinette, white ..... 59, 90, 110
  - Phillips countersunk head screw .....250
  - Phillips head screw .....250
  - Pigment paste ..... 93
  - Pigmisil .....129
  - Plain chamois sheep leather ..... 184
  - Plastaband .....97,147
  - Plastazote® ..... 160
  - Plastazote®, perforated ..... 161
  - Plaster insulating cream .....12
  - Plaster parting agent .....12, 52
  - Plaster shirt .....17
  - Plaster sock .....18
  - Plastic adhesive .....138
  - Plasticine clay ..... 96
  - Polyester adhesive tape ..... 29, 91, 113, 116, 150
  - Polyester knit fabric .....51, 72
  - Polyester stockinette, white .....61
  - Polyethylene adhesive tape ..... 99,149
  - Porous plaster .....15
  - PPT .....172
  - Pressed cork .....182
  - Primer for non-PUR products .....220
  - Protective body stockinette kit .....18
  - Protective smock .....273
  - PS velour .....179
  - PU hook-and-loop closure .....244
  - PUR foam adhesive ..... 137,221
  - PVA bags .....90, 111, 121
  - PVA bags extra thick .....91, 112, 121
  - PVA film ..... 95
  - PVC adhesive tape (Coroplast) ..... 99,150
  - PVC bags, clear .....88, 95, 108
  - PVC film, clear ..... 95
  - PVC foam, self-adhesive .....174
  - PVC profile bars ..... 68
- Q**
- QuickFit buckle .....234
  - QuickFit strap .....234
- R**
- “Raindrops” socket decor ..... 210
  - “Raindrops” thermopaper ..... 198
  - Refill pack: BetaSil static mixer .....127
  - Refill pack: Impresil static mixer ..... 22,124
  - Reinforcement kit ..... 68
  - Relax foam ..... 174
  - Resin film .....87, 107
  - Respiratory protection half-mask ..... 272
  - RevoFit® .....232
  - RevoLock® ..... 232-233
  - RevoSurface® .....233
  - Roll loop .....236
  - Room disinfectant .....273
  - Rosette screw .....251
  - Rubber capsule .....266-267
  - Rubber capsule, elastic .....266-267
  - Rubber cork ..... 113,183
  - Rubber padding .....173
- S**
- SafeLock buckle .....235
  - SafeLock slider .....235
  - Sample set of carbon profile bars ..... 63,104
  - Sampler ring: ThermoLyn for definitive socket .....31
  - Seating tape .....260
  - Separating film ..... 30,117
  - Setting nut ..... 247-248
  - Setting nut/insert nut ..... 247
  - Sheet steel ..... 261
  - Shrinkable tubing .....264
  - Silesian belt .....228
  - Silesian belt, modified .....229
  - Silicone film .....28-29, 51, 115-116
  - Silicone grease .....54, 255
  - Silicone grease 400, medium ..... 96,255
  - Silicone oil .....256

- Silicone parting agent ..... 54, 122, 255  
 Silicone primer ..... 130  
 Silicone rubber ..... 120  
 Silver solder ..... 263  
 Sintering powder ..... 264  
 Skin protection 1-2-3 plus ..... 274  
 Slotted truss head screw/  
 Hessian screw ..... 250  
 Socket decor "carbon, heavy grey" ..... 214  
 Socket decor "mandala,  
 to colour it yourself" ..... 209  
 Socket interior varnish ..... 154  
 Socket screw with Allen head ..... 249  
 Socket screw with slot ..... 250  
 Soft Pad sanding paper ..... 16, 262  
 Special adhesive cartridge  
 A and B ..... 141  
 Special lubricant ..... 257-258  
 Spray adhesive for joints  
 that can be disassembled ..... 135  
 Spray adhesive for permanent joints ..... 135  
 Spray varnish ..... 155  
 Spring band steel profile bar ..... 259  
 Stabiliser ..... 120  
 Stainless steel profile bar ..... 259  
 "Starry sky, blue" socket decor ..... 205  
 "Starry sky, blue" thermopaper ..... 193  
 "Stars, pink" socket decor ..... 206  
 "Stars, pink" thermopaper ..... 194  
 Strap ..... 231  
 Strap guide loop ..... 236  
 Strap guide loop for pad button ..... 237  
 Strap, treated ..... 231  
 Straps ..... 260  
 Stucco plaster ..... 14  
 SuperGlue ..... 144  
 SuperGlue dispensing gun ..... 145  
 SuperGlue refill pack static mixer ..... 145  
 SuperSkin cleaner ..... 221  
 SuperSkin for non-PUR products ..... 220  
 SuperSkin for PUR products ..... 219  
 SuperSkin sampler ring ..... 219  
 Support belt ..... 228  
 Support cane ..... 266
- T**
- "Tabaluga" socket decor ..... 204  
 "Tabaluga" thermopaper ..... 192  
 T-nut ..... 249  
 Talcum powder pharma ..... 80  
 Technogel® sheet ..... 181  
 Teflon® spray ..... 256  
 Tensioning clip ..... 231  
 Terry cloth padding ..... 175  
 Terry cloth padding fabric,  
 self-adhesive ..... 175  
 ThermoLyn clear ..... 44  
 ThermoLyn clear plus ..... 45  
 ThermoLyn PE 200 ..... 41  
 ThermoLyn Pedilon ..... 36  
 ThermoLyn PETG clear ..... 43  
 ThermoLyn PP-C ..... 39  
 ThermoLyn PP-H ..... 40  
 ThermoLyn RCH 1000 ..... 43  
 ThermoLyn RCH 500 ..... 42  
 ThermoLyn rigid ..... 45  
 ThermoLyn SilverShield® ..... 35  
 ThermoLyn soft, beige ..... 46  
 ThermoLyn soft, black ..... 47  
 ThermoLyn soft, colourless ..... 47  
 ThermoLyn supra flexible ..... 49  
 ThermoLyn supra soft ..... 48  
 ThermoLyn supra soft plus silicone ..... 48
- ThermoLyn trolene ..... 23, 39, 78, 94  
 Thermoplastics poster ..... 54  
 Thigh support ..... 228  
 Thinner ..... 139  
 Thinner and solvent ..... 137, 154  
 Thinner for 635C2A ..... 220  
 Thinner for 636N9  
 contact adhesive ..... 136  
 Thinner for 636W17  
 plastic adhesive ..... 138  
 Thinner for 636W45  
 contact adhesive ..... 139  
 Thinner for 636W65  
 Neoprene® adhesive ..... 140  
 Thinner for CP/CR contact adhesive ..... 137  
 Thinner for Orthocryl resins ..... 83  
 T.P.C textile ..... 28, 115  
 T.P.C woven carbon fibre ..... 28, 115  
 Transpad ..... 53  
 Transtibial suspension sleeve ..... 227  
 Two hole joint nut ..... 251
- U**
- UCAST Orthosis for Metacarpal ..... 37  
 UCAST Orthosis for Thumb, long ..... 38  
 UCAST Orthosis for Thumb, short ..... 37  
 UCAST Orthosis for Wrist, Forearm ..... 37  
 UHU hard ..... 140  
 UHU Plus glue ..... 141  
 Uncoated wire ..... 263  
 "Uni, beige" socket decor ..... 214  
 "Uni, beige" thermopaper ..... 202  
 "Uni, black" socket decor ..... 214  
 "Uni, black" thermopaper ..... 202  
 Universal adhesive ..... 137
- V**
- Vacuum sealing tape ..... 92, 97, 113, 147  
 Vaseline ..... 20  
 Velvetone ..... 186
- W**
- Washer / lamination disk ..... 252  
 Washing lotion ..... 274  
 Wax ..... 96, 114, 257  
 Welding electrode ..... 263  
 White corundum sanding paper ..... 262  
 Wooden spatula ..... 78, 94  
 Workshop oil ..... 256  
 Woven Aramid fibre prepreg ..... 105  
 Woven carbon fibre ..... 66  
 Woven carbon fibre stockinette ..... 65  
 Woven carbon fibre tape ..... 68  
 Woven carbon fibreglass stockinette ..... 64  
 Woven carbon-fibreglass tape ..... 67  
 Woven Dyneema fibre prepreg ..... 106  
 Woven fibreglass stockinette ..... 64  
 Woven fibreglass tape ..... 67
- Y**
- Y-hook-and-loop ..... 243  
 Y-hook-and-loop with PU coating ..... 242

**1–10**

5Z14	68
5Z15	69
5Z16	69
5Z17	70
6T2	160

**11–20**

17Y106	68
17Z*	260
17Z2	260

**21–30**

21B21	228
21B22	228
21B3	227
21B33	229
21B37	228
21B4	227
21B42	231
21B43	231
21B44	231
21Y122	244
21Y164	232
21Y165	232
21Y166	233
21Y167	233
21Y17	249
21Y27	248
21Y31	249
21Y5	248
21Y56	229
21Y58	229
21Y6	248
21Y60	230
21Y62	230
21Y75N	244
21Y78	245
21Y92	236
22K*	265
22K10	265
22K5	265
22K7	265
22S2	266
23K1	266
23K11	267
23K12	267
23K2	266
23K6	267
23K77	266
28A23	37
28P213	37
28P228	37
28P229	38
29C3	247
29C5	247
29C6	248
29R127	236
29Y27	250
29Y57	247
29Y63	243
29Z63	243

**80–90**

81A1	20, 53, 58, 89, 109, 128
83A2	130
83L1	130
84A1	130
84A3	131
84P1	130

84P3	131
84V1	20
85F1	12, 52
85F3	96
85H11	124
85H31	127
85P11	125
85P21	125
85P31	125
85Z*	129
87A5	21, 123
87G1	279
87G4	15
87Z*	129
88M10	229
89M2	127

**91–100**

99B25	19, 52
99B71	88, 95, 108
99B81	90, 111, 121
99B81=*-1	91, 112, 121

**170–180**

170D17	236
170D20	237
170D21	243
170D29	242
170Z4	241

**500–510**

501S16	250
501S3	251
501S33	250
501T19	250
502E1	249
502R1	251
503F3	249
503L1	252
504F1	253
504F2	254
504F3	254
504H1	253
504H3	253
506A1	252
507S15	247
507U3	252

**511–520**

514U2	236
514Z20	234
514Z21	234
514Z8	235
514Z9	235
515A1	253
516N8	252
516S3	251
516S5	251
519L5	54, 122, 255

**600–610**

603F1	259
605P8	259
605T1	260
608T1	261

**611–620**

616B10	104
--------	-----

616B11	105
616B13	105
616B15	106
616B16	30, 88, 109, 117
616B60	87, 107
616B65	106
616F1	95
616F10	98, 148
616F26	29, 51, 116
616F27	28, 115
616F28	30, 117
616F4	95
616F8	99, 150
616G12	66, 87, 108
616G128	217
616G13	64
616G14	64
616G15	65
616G18	65
616G180	217
616G181	88, 108
616G26	51, 72
616G3	62
616G4	65
616G6	30, 72, 117
616G60	110
616G61	111
616GG1	71
616GG2	71
616GG3	71
616H10	68
616H11	67
616H20	63
616S116	181
616S142	178
616S143	178
616S5	126
616S6	126
616S8	181
616T*	40–42, 49, 174
616T107	45
616T111	48
616T112=1.5–99	53
616T120	39
616T16	43
616T183	43
616T200	35
616T25	174
616T252	32
616T253	33
616T269	34
616T283	31
616T3	23, 39, 78, 94
616T52	45
616T53	47
616T59	48
616T69	46
616T690	47
616T73	36
616T83	44
616Z9	264
617D50	77
617D51	77
617F8	23
617H11	73
617H119	82
617H12	73
617H17	82
617H19	81
617H19S	81
617H21	79
617H32	74
617H35	76
617H37	23, 73

**Reference number index**

617H41.....	75
617H42.....	76
617H43.....	120
617H44.....	120
617H45.....	120
617H46.....	29, 116, 121, 142
617H47.....	120
617H48.....	74
617H5.....	85
617H500.....	84
617H51.....	83
617H55.....	82
617H61.....	74
617HG5.....	86
617P21.....	24, 75
617P32.....	76
617P37.....	79, 83-84
617P5.....	85
617PG5.....	86
617R15.....	28, 115
617R18.....	28, 115
617S*.....	161-162, 171
617S10.....	179
617S119.....	172
617S15.....	179
617S173.....	163
617S174.....	163
617S180.....	167
617S181.....	166
617S187.....	165
617S188.....	165
617S189.....	167
617S190.....	166
617S191.....	164
617S192.....	164
617S203.....	158
617S3.....	159
617S6.....	159
617S68.....	172
617S7.....	160
617S70.....	168
617S71.....	169
617S92.....	170
617Z*.....	93
617Z2.....	93
617Z8.....	80
618T40.....	264
619M3.....	173
619M5.....	173
619M9.....	174
620P1.....	182
620P15*.....	179
620P2.....	182
620P3.....	113, 183
620P4.....	182

**621 – 630**

621J2.....	184
621R1.....	184
621R4.....	185
621S4.....	184
621W2.....	185
621X*.....	187
621X9.....	187
622P4.....	186
623F109.....	176
623F110.....	176
623F112.....	177
623F118.....	178
623F62.....	177
623G1.....	237
623G3.....	238
623G4.....	238

623G60.....	237
623H29.....	237
623M8.....	186
623P100.....	196
623P101.....	194
623P103.....	197
623P106.....	195
623P107.....	200
623P110.....	192
623P2.....	175
623P3.....	175
623P50.....	192
623P52.....	193
623P60.....	194
623P61.....	200
623P62.....	199
623P74.....	202
623P84.....	200
623P85.....	198
623P86.....	199
623P87.....	198
623P88.....	198
623P89.....	201
623P90.....	201
623P92.....	196
623P93.....	196
623P94.....	197
623P95.....	202
623P96.....	202
623P97.....	193
623P98.....	194
623P99.....	195
623S100.....	208
623S101.....	206
623S103.....	209
623S106.....	207
623S107.....	212
623S110.....	204
623S50.....	204
623S52.....	205
623S60.....	206
623S61.....	212
623S62.....	211
623S74.....	214
623S81.....	215
623S82.....	215
623S83.....	216
623S84.....	212
623S85.....	210
623S86.....	211
623S87.....	210
623S88.....	210
623S89.....	213
623S90.....	213
623S92.....	208
623S93.....	208
623S94.....	209
623S95.....	214
623S96.....	214
623S97.....	205
623S98.....	206
623S99.....	207
623T1.....	186
623T10.....	60
623T11.....	61
623T13.....	60
623T3.....	59, 90, 110
623T4.....	61
623T5.....	59
623T8.....	60
623T9.....	61
623Z*.....	180, 242
623Z1.....	238
623Z12.....	239

623Z2.....	239
623Z3.....	246
623Z4.....	241
623Z8.....	240
623Z96.....	240
627B1.....	100, 151
627B18.....	275
627B2.....	100, 151
627B3.....	114, 150
627B4.....	99, 149
627B40.....	99, 149
627B5.....	97, 148
627B6.....	100, 151

**631 – 640**

633D5.....	51, 101, 152
633F11.....	96, 255
633F14.....	258
633F16.....	256
633F50.....	54
633F7.....	257
633G6.....	257
633T18.....	87, 107
633T2.....	256
633T25.....	86
633W8.....	96, 114, 257
633X35.....	256
633X89.....	256
634A1.....	137, 154
634A20.....	138
634A23.....	139
634A28.....	83
634A3.....	153
634A58.....	153
634A59.....	139
634A6.....	136
634A67.....	140
634A71.....	137
634A80.....	221
635C1.....	219
635C2A.....	220
635C2B.....	220
635C3.....	220
635L13.....	155
635L14.....	154
635L16.....	155
635L8.....	154
636D14.....	29, 91, 113, 116, 150
636D3.....	29, 91, 100, 112, 116, 150
636K11.....	122, 142
636K12.....	146
636K13.....	145
636K14.....	145
636K17.....	134
636K18.....	79, 140
636K36.....	122, 142
636K38.....	92, 97, 113, 147
636K40.....	135
636K41.....	135
636K44.....	143
636K49.....	144
636K6.....	96
636K7.....	134
636K8.....	97, 147
636K9.....	134
636N9.....	114, 135
636W1.....	137
636W17.....	138
636W22.....	140
636W23.....	141
636W26.....	138
636W28.....	141
636W45.....	139

636W46 .....	146	756K30.....	141
636W58 .....	137, 221	756K31 .....	145
636W60 .....	146	756Y22 .....	271
636W65 .....	139	756Y74 .....	22, 124
636W71.....	136	756Y75 .....	127
636W72 .....	136	756Y76 .....	145
637D1 .....	263	756Y80.....	272
637E1.....	263	756Z4 .....	272
637F1.....	263	756Z5 .....	272
637L8 .....	263	758X11.....	275
639A1.....	80	758X5 .....	275
640F23 .....	274	758Y100.....	275
640Z10.....	18, 274		
640Z18 .....	274		
640Z19.....	274		
640Z40 .....	273		
640Z5.....	12		

## 641 – 650

641H1.....	270
641H12.....	270
641H16.....	271
641H17.....	270
641H18.....	271
641H9 .....	270
641S5.....	273
641S6.....	273
641S7.....	273
641T10.....	17
641T2.....	18
641T3.....	18
641T9.....	18
642B2 .....	78, 94
642K13 .....	83
642V15 .....	21, 123
645C1 .....	15
645C2.....	16
646F265 .....	54
646F295 .....	188
646F297 .....	155
646F351.....	101
646M18 .....	219
646M2.....	158
646M39 .....	63, 104
646M69 .....	31
646M85 .....	219
649G26.....	16, 262
649G4 .....	262
649P7.....	262

## 650 – 660

651B1.....	259
651P4.....	259
651T1 .....	261

## 690 – 700

699B1.....	63
699B2.....	67
699C6 .....	14
699G* .....	13-14
699G1.....	13
699G2 .....	14
699G21.....	13
699G30.....	17
699G4 .....	15
699S1.....	24
699Y3.....	78, 94

## 750 – 760

754T3 .....	272
-------------	-----

## A – Z

OC1560 .....	224-225
OC1570.....	226
OC1571 .....	226
OC1572.....	226

