




COMMERCIAL LIGHTING

2024-III / PRODUCT COLLECTION

LED PANELS

COMMERCIAL LIGHTING ■ PRODUCT COLLECTION 2024-III



ABOUT US

Up-shine Lighting Co., Limited was established in 2010 and based in Shenzhen, China. We are a client-focused and technology-oriented LED lighting manufacturer primarily within commercial, residential, and architectural lighting. We are committed to being a differentiated lighting solutions provider and will always be extremely flexible in offering multiple products and services that fulfil our customers' requirements.

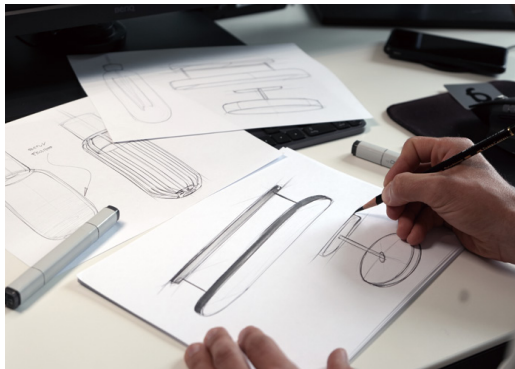
We are very honored that you have chosen UPSHINE as your business partner. As you are aware, we are a technology-centered manufacturer with R&D investment constituting approximately 4% of our annual budget which is proving to be a smart strategy. We dedicate ourselves to researching, developing, and manufacturing a full range of certified lighting products with the most cost-effective solutions. At UPSHINE, we take pride in our founding principles, our heritage, and our customers. We continually strive to improve and further enhance our relationship as your supply chain partner.

Thank you for choosing us, we look forward to serving you for many more years to come.



STRENGTHS

RESEARCH & DEVELOPMENT



TUV AUTHORISED LABORATORY

Our state-of-the-art laboratory, accredited by TUV, ensures each luminaire undergoes comprehensive testing before shipment. This includes a series of environmental reliability assessments and IP/IK tests, culminating in a rigorous packaging drop test to guarantee the highest quality.



SUSTAINABILITY

As is widely acknowledged, every possible endeavor is being undertaken to combat climate change and safeguard the environment. Sustainability has emerged as a top priority in contemporary society. Up-shine adopting sustainable LED lighting can significantly reduce our ecological footprint and make a substantial impact.

DIFFERENTIATED LIGHTING SOLUTIONS PROVIDER



Conception

We always strive to meet each client's unique set of needs and expectations by delivering a truly personalised experience on a professional basis.

Design

We're a team that believes in the power of strategic design thinking coupled with hands on execution. The seeds of creativity has taken root.

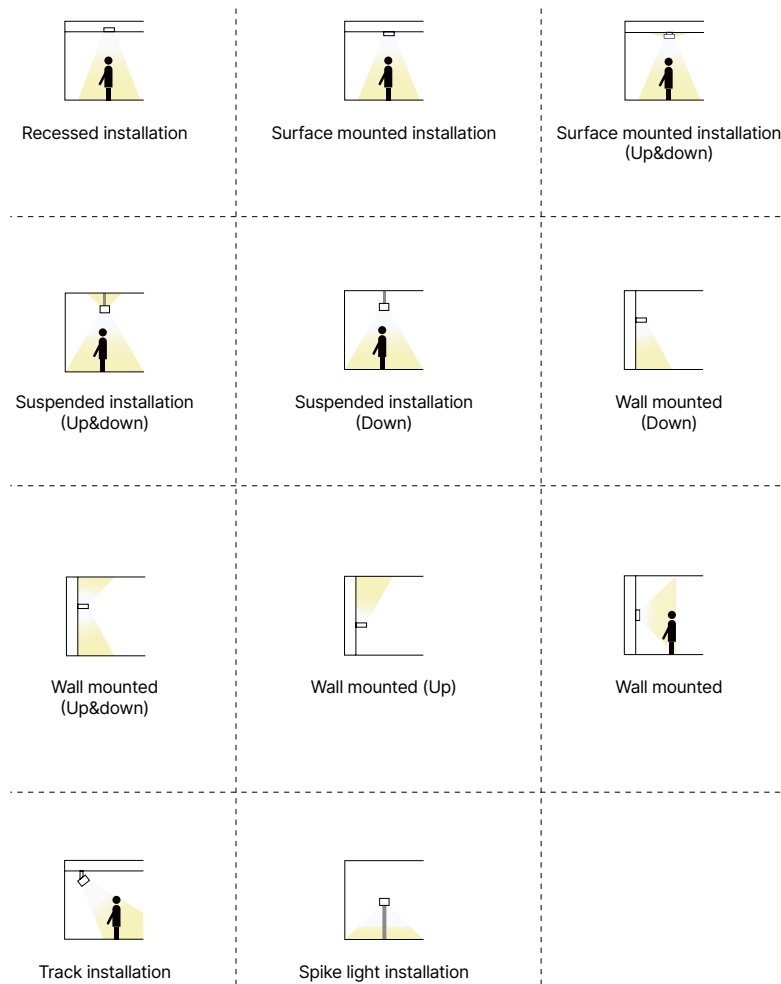
Prototype

































High quality and efficiency are our aim, you will witness the growth very soon and prototype will be provided for evaluation quickly.

Tooling

Precision of mold technology is well controlled, excellent sample would like to be offered for validation test before mass production.

ICON INDEX ■ COMMERCIAL LIGHTING



	Beam Angle		Emergency Function
	Voltage		Slide Switch Power Changeable Function
	Power Factor		Smart Lighting
	CRI		Unified Glare Rating
	Ingress Protection		Wall Switch CCT Changeable Function
	Dimmable		RGB Color Adjustable Function
	DALI Dimmable		Slide Switch CCT Changeable Function
	0-10V Dimmable		Tunable White
	Flicker Free		Dim to Warm
	2.4G Intelligent Control		Coverable by Insulation Material
	Wifi intelligent Control		Standard Deviation Colour Matching
	Remote Control		Classification TP(a)
	PIR Sensor Control		Classification TP(b)
	Bluetooth Control		Horizontal Rotation
	Music Functionality		Vertical Rotation
	Microwave Sensor Function		GU10


LED PANEL LIGHT P226-266



PL-CK5 / P226



PL-CK002 / P228



PL-CKB / P230



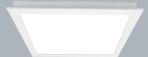
PL-CK2 / P231



CK15 / P232



NEW CK19 / P233



NEW CK22 / P234



PL-CK003 / P236



PL-DS / P237




NEW PL009 / P238



PL001 / P239



PL-G5B / P240



PL-G6B / P241



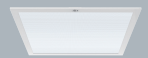
PL-AF2 / P242



PL-CC / P244



PL-CD / P245



PL006 / P246



PL-DP / P248



GL-P / P250



NEW PL18 / P251



PL-AK / P252



PL008 / P253



PL-DE / P254



GL-AA / P256



GL002 / P257



PL-DF / P258



PL-DB / P259



DB15B / P260



PL-DR / P261




PL-DG / P262



PL-W / P264



PL-DD / P265



PL-EA / P266

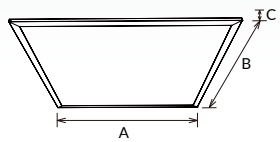


LED Panel Light

/Series/

LED panel light is one of the most popular luminaire for commercial lighting, with continuous modification of its design, light efficiency, CRI, UGR and smart function, UPSHINE Lighting is always capable of providing customers with helpful solution and best price, that's the main reason UPSHINE Lighting is preferred supplier of LED panel lamp in the market. UPSHINE LED panel family supply different solution for project and distribution, such as regular LED panel with high Lumen and low UGR, CCT changing LED panel, waterproof led panel, frameless led panel, Up/down emitting led panel, big size round led panel with recessed / surface mounted / pendant installation, TUV-CE approved Upshine driver and Lifud, Tridonic, Philips driver ensure our reputation of quality always.

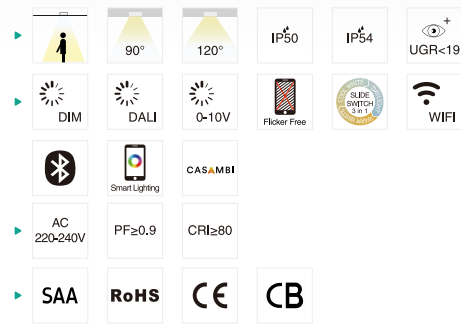
PL-CK5 Backlit panel light



PL-CK5 series is slim design backlit panel just 25mm thickness. It makes full use of all light and is more cost effective compared with side lighting LED panel light. It is adopted high lumen 2835 SMD light source, the optical lens provides a uniform light output.

Materials of Housing : Aluminium, SPCC


Materials of Optics : PMMA(Lens)+PS(Diffuser)




Code	Watt	Size(AxBxCmm)	Cut-out(±5mm)	Lumen(±5%)	N.W/pc(kgs)	Q'ty/CTN
PL6060-36W-CK5	36W	595x595x25	570x570	100lm/W (90lm/W UGR<19)	1.82	5PCS/6PCS
PL6262-36W-CK5	36W	620x620x25	590x590	100lm/W (90lm/W UGR<19)	1.91	5PCS/6PCS
PL30120-36W-CK5	36W	1195x295x25	1170x270	100lm/W (90lm/W UGR<19)	1.86	5PCS/6PCS
PL6060-36W-CK5	36W	595x595x25	570x570	120lm/W (110lm/W UGR<19)	1.82	5PCS/6PCS
PL6262-36W-CK5	36W	620x620x25	590x590	120lm/W (110lm/W UGR<19)	1.91	5PCS/6PCS
PL30120-36W-CK5	36W	1195x295x25	1170x270	120lm/W (110lm/W UGR<19)	1.86	5PCS/6PCS
PL6060-30W-CK5	30W	595x595x25	570x570	140lm/W (130lm/W UGR<19)	1.82	5PCS/6PCS
PL6262-30W-CK5	30W	620x620x25	590x590	140lm/W (130lm/W UGR<19)	1.91	5PCS/6PCS
PL30120-30W-CK5	30W	1195x295x25	1170x270	140lm/W (130lm/W UGR<19)	1.86	5PCS/6PCS
PL6060-20W-CK5	20W	595x595x25	570x570	180lm/W (160lm/W UGR<19)	1.82	5PCS/6PCS
PL6262-20W-CK5	20W	620x620x25	590x590	180lm/W (160lm/W UGR<19)	1.91	5PCS/6PCS
PL30120-20W-CK5	20W	1195x295x25	1170x270	180lm/W (160lm/W UGR<19)	1.86	5PCS/6PCS
PL6060-22W-CK5	22W	595x595x25	570x570	4260lm (200lm/W)	8.40	6PCS
PL6262-22W-CK5	22W	620x620x25	590x590	4260lm (200lm/W)	9.70	6PCS
PL30120-22W-CK5	22W	1195x295x25	1170x270	4260lm (200lm/W)	9.60	6PCS
PL60120-40W-CK5	40W	1195x595x25	1170x570	7800lm (200lm/W)	13.1	4PCS

CCT — 3000K — 4000K — 5700K

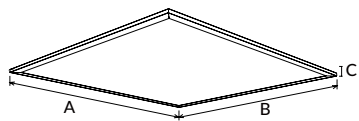
Finish — White



PL-CK5 SUPER SLIM BACKLIT PANEL



PL-CK002 Backlit panel light



PL-CK002 series is slim design backlit panel just 20mm thickness. It makes full use of all light and is more cost effective compared with side lighting LED panel light. It is adopted high lumen 2835 SMD light source, the optical lens provides a uniform light output. With integrated iron plate, providing great thermal management.

Materials of Housing : SPCC

Materials of Optics : PMMA(Lens)+PS(Diffuser)

- ▶ 90° 120°
- IP54 UGR<19
- ▶ DIM DALI 0-10V Flicker Free
- ▶ AC 220-240V PF≥0.9 CRI≥80
- ▶ SAA RoHS CE CB

Code	Watt	Size(AxBxCmm)	Lumen(±5%)	N.W/pc(kgs)	Q'ty/CTN
PL6060-36W-CK002	36W	595x595x20	3800lm	1.67	6PCS
PL6060-36W-CK002(UGR19)	36W	595x595x20	3500lm	1.96	6PCS
PL30120-36W-CK002	36W	1195x295x20	3720lm	1.52	6PCS
PL30120-36W-CK002(UGR19)	36W	1195x295x20	3460lm	1.77	6PCS


CCT 3000K 4000K 5700K

Installation accessories Suspension kit

Finish White

20MM THICKNESS

Generation Backlit Panel

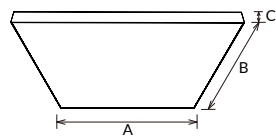


PL30120-CK002 •

• PL6060-CK002

LED Panel light

PL-CK8 Backlit panel light



PL-CK8 panel is backlit panel with frameless design. Adopt high lumen 2835 SMD light source, CRI>80 and CRI>90 for option, CCT switch is available. Recessed, suspended and surface mounted installation ways for choice.

Materials of Housing : Aluminium, SPCC
Materials of Optics : PMMA(Lens)+PS(Diffuser)

- ▶
- ▶

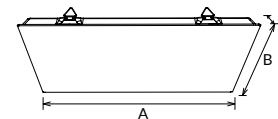
Code	Watt	Size(AxBxCmm)	Cut-out(mm)	Lumen(±5%)	N.W/pc(kgs)	Q'ty/CTN
PL6060-CK8-36W	36W	595x595x50	570x570	4770lm	2.70	5PCS
PL30120-CK8-36W	36W	1195x295x50	1170x270	4450lm	3.20	5PCS

CCT ——— 3000K ——— 4000K ——— 5700K

Finish ——— White

Installation accessories ——— Suspension kit

PL-CK2 Backlit panel light



PL-CK2 panel is a patented frameless design with larger lighting area, direct lighting way makes full use of all light. Adopt high lumen 2835 SMD light source, the optical lens provides a uniform light output. The lamps are directly provided with pendants, which is convenient for installation. 2CCT/ 3CCT adjustable by slide switch is available.

Materials of Housing : SPCC
Materials of Optics : PMMA(Lens)+PS(Diffuser)

- ▶
- ▶

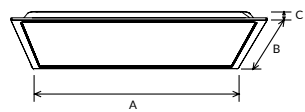
Code	Watt	Size(AxBxCmm)	Cut-out(±5mm)	Lumen(±5%)	N.W/pc(kgs)	Q'ty/CTN
PL6060-36W-CK2	36W	595x595x28	580x580	120LM/W	1.50	5PCS/6PCS
PL6262-36W-CK2	36W	620x620x28	605x605	120LM/W	1.82	5PCS/6PCS
PL30120-36W-CK2	36W	1195x295x28	1180x280	120LM/W	1.76	5PCS/6PCS
PL6060-25W-CK2	25W	595x595x28	580x580	130LM/W	1.50	5PCS/6PCS
PL6262-25W-CK2	25W	620x620x28	605x605	130LM/W	1.82	5PCS/6PCS
PL30120-25W-CK2	25W	1195x295x28	1180x280	130LM/W	1.76	5PCS/6PCS
PL6060-28W-CK2	28W	595x595x28	580x580	130LM/W	1.50	5PCS/6PCS
PL6262-28W-CK2	28W	620x620x28	605x605	130LM/W	1.82	5PCS/6PCS
PL30120-28W-CK2	28W	1195x295x28	1180x280	130LM/W	1.76	5PCS/6PCS

CCT ——— 3000K ——— 4000K ——— 5700K

Finish ——— White

Installation accessories ——— Suspension kit

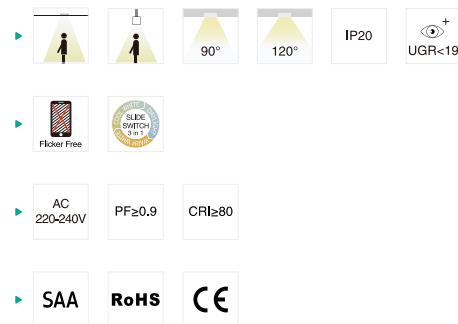
CK15 Backlit panel light



Panel light PL-CK15 is ECO design, no screw fixing, no separate frame with high working efficiency. There are hooks on four sides, convenient for suspension installation.

Materials of Housing : SPCC

Materials of Optics : PMMA(Lens)+PS(Diffuser)



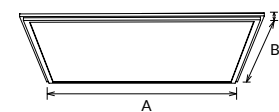
Code	Watt	Size(AxBxCmm)	Cut-out(mm)	Lumen(±5%)	N.W/pc(kgs)	Q'ty/CTN
CK15-6060-36W	36W	595x595x30	570x570	3600lm	1.50	6PCS
CK15-30120-36W	36W	295x1195x30	270x1170	3600lm	1.80	6PCS

CCT — 3000K — 4000K — 5700K

Finish — White

Installation accessories — Suspension kit

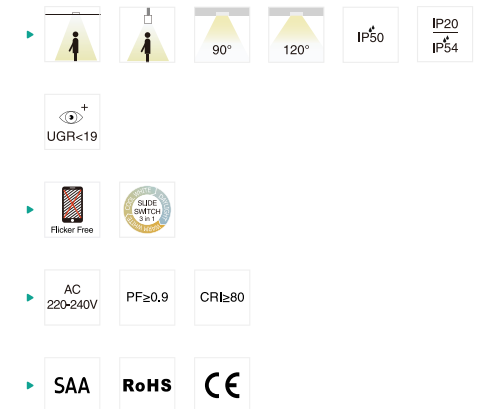
CK19 ^{NEW} Backlit panel light



CK19 Panel light is stepped frame design to blend perfectly with the ceiling and facilitates easy installation. Uniform light effect with optic lens and Built-out driver, 3CCT available.

Materials of Housing : Aluminium, SPCC

Materials of Optics : PMMA(Lens)+PS(Diffuser)




Code	Watt	Size(AxBxCmm)	Cut-out(mm)	Lumen(±5%)	N.W/pc(kgs)	Q'ty/CTN
CK19-6060-36W	36W	595x595x32	580x580	4050lm	1.70	5PCS
CK19-6060-36W(UGR)	36W	595x595x32	580x580	3780lm	1.70	5PCS

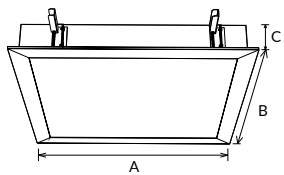
CCT — 3000K — 4000K — 5700K

Finish — White

Installation accessories — Suspension kit



CK22 NEW Backlit panel light



CK22 Led panel light is a pubish light, speical design with dustproof, waterproof IP65, explosion-proof IK10 and anti-tamper function suitable for hospitals, pharmaceutical factories, food processing plants . It's high lumen SMD 120lm/w, anti-glare UGR<19 design and CRI90, it's available for sensor and emergency function.

Materials of Housing : AL+SPCC
Materials of Optics : PC/PMMA/PS

- ▶ 90° IP65
- ▶ DIM DALI 0-10V Flicker Free
- ▶ AC 220-240V PF≥0.9 CRI≥80 CRI≥90
- ▶ SAA RoHS CE

Code	Watt	Size(AxBxCmm)	Cut-out(mm)	Lumen(±5%)	N.W/pc(kgs)	Q'ty/CTN
CK22-6060	40W	592x592x80	575x575	4800lm	7.00	2PCS
CK22-30120	40W	1230x325x80	310x1190	4800lm	7.00	2PCS

CCT ——— 3000K ——— 4000K ——— 5700K

Finish ——— White



LED Panel light

PL-CK003 Backlit Panel light



PL-CK003 is an IP65 rating panel light with backlit lighting structure, with external IP65 driver, the whole lamp satisfy IP65. It adopts PMMA optical lens and high lumen SMD, give uniform light output and avoid yellow risky. The panel equipped with a waterproof and breathable valve to balance the pressure inside and outside.

Materials of Housing : Aluminium+SPCC

Materials of Optics : PMMA(Lens)+PS(Diffuser)

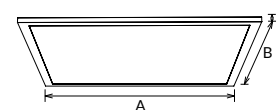
- ▶
- ▶
- ▶
- ▶

Code	Watt	Size(AxBxCmm)	Cut-out(mm)	Lumen(±5%)	N.W/pc(kgs)	Q'ty/CTN
PL-CK003-6060-36W	36W	595x595x27	Ø570x570	3680lm	1.82	5PCS
PL-CK003-30120-36W	36W	295x1195x27	Ø270x1170	3600lm	2.02	5PCS

CCT — 3000K — 4000K — 5700K

Installation accessories — Suspension kit

PL-DS Panel light



PL-DS panel adopts upper and lower frame structure design to reach an IP65 waterproof effect, it has a strong structure with 10mm thickness. Besides, it has high lumen SMD light source and PMMA LGP which offer a uniform light output and avoid yellow risky. External IP65 flicker free driver with waterproof DC connector UGR<19 available. Multiple installation ways: recessed, suspended and surface mounted.

Materials of Housing : Aluminium(Frame)

Materials of Optics : PMMA (LGP) / PS(Diffuser)

- ▶
- ▶
- ▶
- ▶

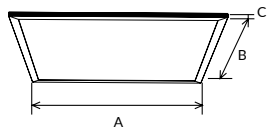
Code	Watt	Size(AxBxCmm)	Cut-out(±5mm)	Lumen(±5%)	N.W/pc(kgs)	Q'ty/CTN
PL3030-15W-DS	15W	295x295x10	280x280	1275lm	1.05	10PCS
PL3060-20W-DS	20W	595x295x10	580x280	1800lm	1.79	5PCS
PL6060-36W-DS	36W	595x595x10	580x580	3600lm	3.16	4PCS
PL6262-36W-DS	36W	620x620x10	605x605	3600lm	3.43	4PCS
PL30120-36W-DS	36W	1195x295x10	1180x280	3600lm	3.31	4PCS
PL60120-60W-DS	60W	1195x595x10	1180x580	6300lm	6.37	2PCS
PL3030-10W-DS (UGR<19)	10W	295x295x10	280x280	950lm	1.05	10PCS
PL3060-15W-DS (UGR<19)	15W	595x295x10	580x280	1575lm	1.79	5PCS
PL6060-36W-DS (UGR<19)	36W	595x595x10	580x580	3960lm	3.16	4PCS
PL6262-36W-DS (UGR<19)	36W	620x620x10	605x605	3960lm	3.43	4PCS
PL30120-36W-DS(UGR<19)	36W	1195x295x10	1180x280	3960lm	3.31	4PCS

CCT — 3000K — 4000K — 5700K

Installation accessories — Suspension kit

Finish — White

PL009 NEW Panel light



PL009 is a new panel light solution with strong aluminum frame structure. It adopts PMMA LGP, high lumen SMD with CRI>80, Besides, it can fit seamlessly into any work place, available in various installation ways: recessed, suspended and surface mounted. Triac dim, 0-10V dim, Dali dim and 3CCT changeable for wide option.

Materials of Housing : Aluminium(Frame)

Materials of Optics : PS(diffuser)+PMMA(LGP)

- ▶ IP40
- ▶
- ▶
- ▶

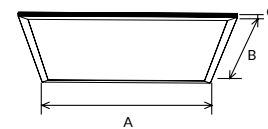
Code	Watt	Size(AxBxCmm)	Lumen(±5%)	N.W/pc(kgs)	Q'ty/CTN
PL009-3030-16W	16W	295x296x8.5	1700lm	0.66	12PCS
PL009-3060-18W	18W	295x595x8.5	1945lm	1.22	6PCS
PL009-6060-33W	33W	595x595x8.5	3635lm	2.92	5PCS
PL009-6262-33W	33W	620x620x8.5	3635lm	2.48	5PCS
PL009-30120-33W	33W	295x1195x8.5	3635lm	2.2	5PCS

CCT ——— 3000K ——— 4000K ——— 5700K

Installation accessories ——— Suspension kit

Finish ——— White

PL001 Panel light



PL001 is a side-emitting panel light with 150lm/W @ 4000K. PMMA LGP makes it uniform light and high lumen output, prismatic diffuser makes UGR<19. The external flicker free driver design with triac, 0-10V, DALI are available. Various installation ways for options: recessed, suspended and surface mounted.

Materials of Housing : PS(Diffuser plate)/Aluminium(Frame)

Materials of Optics : PMMA(Lens)+PS(Diffuser)

- ▶ IP40
- ▶
- ▶
- ▶

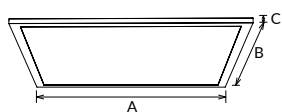
Code	Watt	Size(AxBxCmm)	Lumen(±5%)	N.W/pc(kgs)	Q'ty/CTN
PL001-6060-25W	25W	596x596x9	3750lm	2.78	5PCS
PL001-6262-25W	25W	620x620x9	3750lm	2.99	5PCS
PL001-30120-25W	25W	295x1195x9	3750lm	2.85	5PCS
PL001-60120-25W	40W	595x1195x9	6000lm	5.75	2PCS

CCT ——— 3000K ——— 4000K ——— 5700K

Installation accessories ——— Suspension kit

Finish ——— White

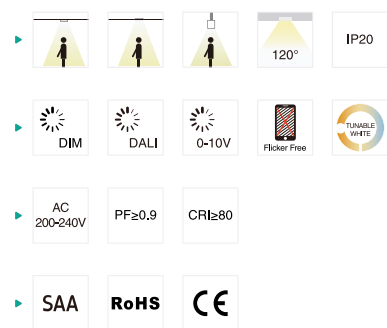
PL-G5B Panel light



PL-G5B is 10mm thickness edgelit panel, which adopts high lumen SMD LED acheive 120lm/W, with external flickering free driver, triac dim, 0-10V dim and DALI dim available. It available with various installation ways: embedded into ceiling, suspended with hanging wires, surface mounted in a concrete ceiling by using surface mounting frame.

Materials of Housing : Aluminium

Materials of Optics : PMMA (LGP) / PS(Diffuser)



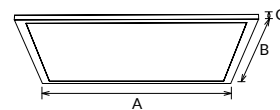
Code	Watt	Size(AxBxCmm)	Cut-out(±5mm)	Lumen(±5%)	N.W/pc(kgs)	Q'ty/CTN
PL3030-10W-G5B	10W	295x295x10	280x280	1210lm	0.76	12PCS
PL3060-20W-G5B	20W	595x295x10	580x280	2530lm	1.37	6PCS
PL6060-28W-G5B	28W	595x595x10	580x580	3696lm	2.60	5PCS
PL6060-33W-G5B	33W	595x595x10	580x580	4356lm	2.60	5PCS
PL6262-28W-G5B	28W	620x620x10	605x605	3696lm	2.80	2PCS
PL6262-33W-G5B	33W	620x620x10	605x605	4356lm	2.80	2PCS
PL30120-28W-G5B	28W	1195x295x10	1180x280	3696lm	2.67	5PCS
PL30120-33W-G5B	33W	1195x295x10	1180x280	4356lm	2.67	5PCS
PL60120-50W-G5B	50W	1195x595x10	1180x580	6600lm	5.23	2PCS

CCT — 3000K — 4000K — 5700K

Installation accessories — Suspension kit

Finish — White

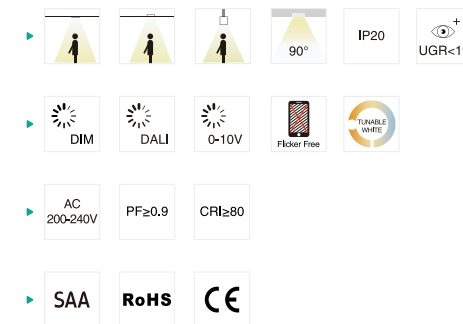
PL-G6B Panel light



PL-G6B is UGR<19 10mm thickness edgelit panel, which adopts high lumen SMD LED acheive 120lm/W, with external flickering free driver, triac dim, 0-10V dim and DALI dim available. It available with various installation ways: embedded into ceiling, suspended with hanging wires, surface mounted in a concrete ceiling by using surface mounting frame.

Materials of Housing : Aluminium

Materials of Optics : PMMA (LGP) / PS(Diffuser)



Code	Watt	Size(AxBxCmm)	Cut-out(±5mm)	Lumen(±5%)	N.W/pc(kgs)	Q'ty/CTN
PL3030-10W-G6B	10W	295x295x10	280x280	1210lm	0.76	12PCS
PL3060-20W-G6B	20W	595x295x10	580x280	2530lm	1.37	6PCS
PL6060-28W-G6B	28W	595x595x10	580x580	3696lm	2.60	5PCS
PL6060-33W-G6B	33W	595x595x10	580x580	4356lm	2.60	5PCS
PL6262-28W-G6B	28W	620x620x10	605x605	3696lm	2.80	5PCS
PL6262-33W-G6B	33W	620x620x10	605x605	4356lm	2.80	5PCS
PL30120-28W-G6B	28W	1195x295x10	1180x280	3696lm	2.67	5PCS
PL30120-33W-G6B	33W	1195x295x10	1180x280	4356lm	2.67	5PCS
PL60120-50W-G6B	50W	1195x595x10	1180x580	6600lm	5.23	2PCS

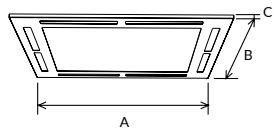
CCT — 3000K — 4000K — 5700K

Installation accessories — Suspension kit

Finish — White



PL-AF2 Air Slot



PL-AF2 LED panel light with external flicker free driver, adopting high lumen leds which reach to 110lm/W. frame with air slot design to allow the air to circulate. Separate panel module ensures the easy installation and maintenance.

Materials of Housing : Aluminium,SPCC

Materials of Optics : PP(Piffuser plate)

- ▶
- ▶
- ▶
- ▶


Code	Watt	Size(AxBxCmm)	Lumen(±5%)	N.W/pc(kgs)	Q'ty/CTN
PL6060-AF2	27W	596x596x10	2970lm	2.90	5PCS

CCT ——— 3000K ——— 4000K ——— 5700K

Finish ——— White

AIR SLOT RECESSED DESIGN

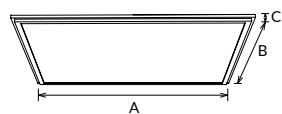
Ideal Replacement For Fluorescent Fixtures
With Air-Conditioning Slots



LED Panel light



PL-CC Fine Line



PL-CC panel is 14.3mm thickness panel with external driver, adopts high lumen LED chips with CRI>80, PMMA LGP produces uniform and comfortable light. Stronger frame makes better heat dissipation than common panels. The lighting area fits seamlessly with the ceiling. Recessed installation with clips make it suitable for more kinds of ceiling perfectly.

Materials of Housing : Aluminium

Materials of Optics : PMMA(LGP)+PP(diffuser)

- ▶ 120° IP40
- ▶ DIM DALI 0-10V Flicker Free
- ▶ AC 220-240V PF≥0.9 CRI≥80
- ▶ SAA RoHS CE

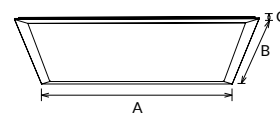
Code	Watt	Size(AxBxCmm)	Cut-out(±5mm)	Lumen(±5%)	N.W/pc(kgs)	Q'ty/CTN
PL6060-33W-CC	33W	595x595x14.3	585x585	3530lm	2.50	5PCS
PL6060-42W-CC	42W	595x595x14.3	585x585	4370lm	2.50	5PCS
PL30120-33W-CC	33W	1195x295x14.3	285x1185	3400lm	2.65	5PCS
PL30120-42W-CC	42W	1195x295x14.3	285x1185	4210lm	2.65	5PCS

CCT — 3000K — 4000K — 5700K

Finish — White



PL-CD Panel light



PL-CD panel light is 8.5mm thickness frame with fixed spring design panel light with external driver, adopts high lumen LED chips with CRI>80, special frame design provides excellent thermal management. Recessed installation with clips makes it suitable for more kinds of ceiling.

Materials of Housing : Aluminium

Materials of Optics : PS(LGP)+PP(diffuser)

- ▶ 120° IP40
- ▶ DIM DALI 0-10V Flicker Free
- ▶ AC 220-240V PF≥0.9 CRI≥80
- ▶ SAA RoHS CE

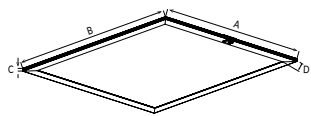
Code	Watt	Size(AxBxCmm)	Cut-out(±5mm)	Lumen(±5%)	N.W/pc(kgs)	Q'ty/CTN
PL6060-33W-CD	33W	595x595x35.5	585x585	3460lm	2.35	5PCS
PL30120-33W-CD	33W	1195x295x35.5	285x1185	3400lm	2.40	5PCS

CCT — 3000K — 4000K — 5700K

Finish — White



PL006 Panel light



PL006 side-lit panel light is a ODM case with tuya IOT provider, share the same UI as tuya, available with PIR sensor, photo sensor, and tuya smart control with on/off, dimming, CCT adjustable, time setting, records, voice control, master-slave control. Optics designed with SMD LED and prismatic diffuser to reach UGR<19. Clean backside with one external driver only.

Materials of Housing : Aluminium

Materials of Optics : PMMA

- ▶ 90° IP40 UGR<19
- ▶ DIM Flicker Free PIR Sensor WIFI Bluetooth Smart Lighting
- ▶ AC 180-265V PF≥0.9 CRI≥80
- ▶ SAA RoHS CE

Code	Watt	Size(AxBxCmm)	Lumen(±5%)	N.W/pc(kgs)	Q'ty/CTN
PL006-6060-40W-WBS-I01	40W	595x595x8.5	4000lm	3.10	4PCS
PL006-6262-40W-WBS-I01	40W	620x620x8.5	4000lm	3.50	4PCS
PL006-30120-40W-WBS-I01	40W	1195x295x8.5	4000lm	3.10	4PCS

CCT ——— 2700K ——— 3000K ——— 6500K

Finish ——— White

Installation accessories ——— Suspension kit

WiFi+Bluetooth

Smart Dual Protocol Panel **PL006-WBS-I01** Series

PIR Sensor — Daylight Sensor

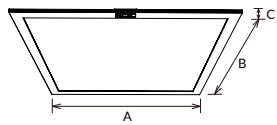


LED Panel light





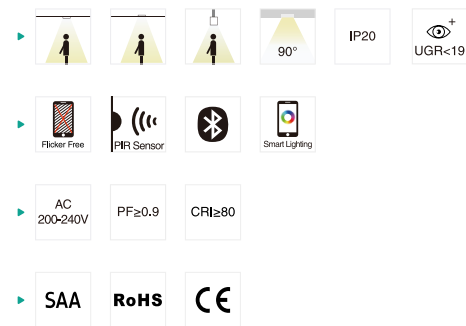
PL-DP Panel light



PL-DP is side-lit panel light is a ODM case with tuya IOT provider, with ODM UI. It is available with smart dimming, PIR sensor, photo sensor, and tuya smart control with on/off, dimming, CCT adjustable, time setting, records, voice control, electricity consumption. Optics designed with SMD LED and prismatic diffuser to reach UGR<19. Clean backside with external driver and controller.

Materials of Housing : Aluminium

Materials of Optics : PMMA

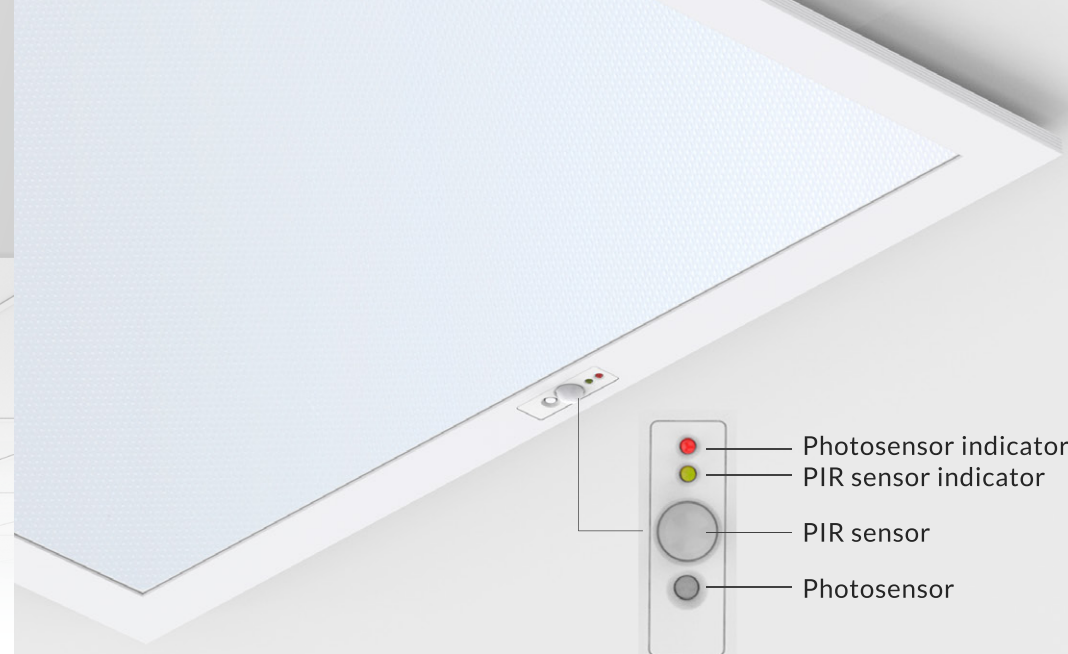


Code	Watt	Size(AxBxCmm)	Cut-out(±5mm)	Lumen(±5%)	N.W/pc(kgs)	Q'ty/CTN
PL6060-40W-DP	40W	595x595x8.5	580x580	4000lm	3.10	4PCS
PL6262-40W-DP	40W	620x620x8.5	605x605	4000lm	3.50	4PCS
PL30120-40W-DP	40W	1195x295x8.5	1180x280	4000lm	3.10	4PCS

CCT — 2700K — 3000K — 6500K

Finish — White

Installation accessories — Suspension kit



PHOTOSENSOR

daylight harvest, change brightness according to the ambient

PIR SENSOR

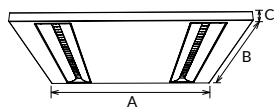
hold time & detection distance adjustable

SMARTPHONE APP CONTROL

- CCT Adjustable
- Time setting
- turn on/off sensors in App
- Dimming
- Electricity consumption
- Self-test function
- Photosensor
- Record
- Scene setting

STANDBY POWER<0.5W

GL-P Panel light



GL-P direct panel light is with anti-glare design UGR<19. Optics with lens and grille provides high lumen efficiency. External driver available with on/ off, triac, DALI and 0-10V.

Materials of Housing : PC+ABS / SPCC

Materials of Optics : PC

-
-
-
-
-
-
-
-
-
-
-
-
-
-
-
-
-
-

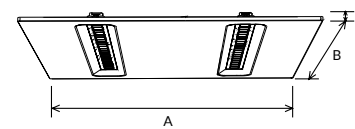
Code	Watt	Size(AxBxCmm)	Cut-out(±5mm)	Lumen(±5%)	N.W/pc(kgs)	Q'ty/CTN
GL6060-35W-P	35W	595x595x23.5	555x555	4450lm	3.50	4PCS
GL6262-35W-P	35W	620x620x23.5	580x580	4450lm	3.65	4PCS
GL30120-35W-P	35W	295x1195x23.5	255x1155	4450lm	3.55	4PCS
GL60120-60W-P	60W	595*1195*23.5	555x1155	8000lm	6.80	2PCS

CCT ——— 3000K ——— 4000K ——— 5700K

Finish ——— White

Installation accessories ——— Suspension kit

PL18 ^{NEW} Panel light



PL18 panel light is modular design easy to replacement, high lumen efficiency, 120lm/w@30W and 140lm/w@25W, louver reflectors design makes UGR<16, multiple installation: recessed, suspended, surface mounted and triac, 0-10V, DALI for option.

Materials of Housing : SPCC

Materials of Optics : PC+PET

-
-
-
-
-
-
-
-
-
-
-
-
-
-
-
-
-

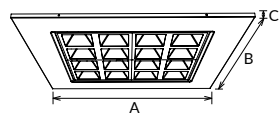
Code	Watt	Size(AxBxCmm)	Cut-out(mm)	Lumen(±5%)	N.W/pc(kgs)	Q'ty/CTN
PL18-6060-25W	25W	595x595x31	570x570	3890lm	2.63	5PCS
PL18-6060-30W	30W	595x595x31	570x570	3795lm	2.63	5PCS

CCT ——— 3000K ——— 4000K ——— 5700K

Finish ——— White

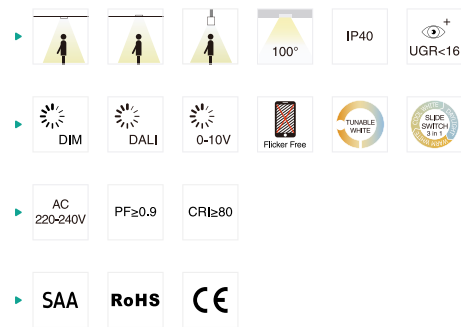
Installation accessories ——— Suspension kit

PL-AK Panel light



PL-AK panel light is a module design. Great optics design with SMD, reach low glare UGR<16, single CCT and 3CCT available. External driver available with on/ off, triac, DALI and 0-10V.

Materials of Housing : SPCC
Materials of Optics : PC (Modular)



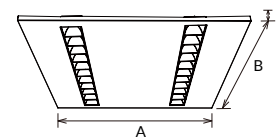
Code	Watt	Size(AxBxCmm)	Cut-out(±5mm)	Lumen(±5%)	N.W/pc(kgs)	Q'ty/CTN
PL3060-18W-AK	18W	595x295x36	580x280	2010lm	1.55	4PCS
PL6060-25W-AK	25W	595x595x36	580x580	3552lm	2.90	4PCS
PL6060-30W-AK	30W	595x595x36	580x580	3660lm	2.90	4PCS
PL6060-36W-AK	36W	595x595x36	580x580	3900lm	2.90	4PCS
PL6262-25W-AK	25W	620x620x36	605x605	3900lm	3.30	4PCS
PL6262-30W-AK	30W	620x620x36	605x605	3560lm	3.30	4PCS
PL6262-36W-AK	36W	620x620x36	605x605	3670lm	3.30	4PCS
PL30120-25W-AK	36W	1195x295x36	1180x280	3920lm	2.95	4PCS
PL30120-30W-AK	30W	1195x295x36	1180x280	3540lm	2.95	4PCS
PL30120-36W-AK	36W	1195x295x36	1180x280	3635lm	2.95	4PCS

CCT — 3000K — 4000K — 5700K

Finish — White

Installation accessories — Suspension kit

PL008 Panel light



PL008 panel light is direct lighting with reflector design, reflector available with multiple colors, white, bright silver, matt silver, and black. Great optics design with SMD, reach low glare UGR<19 and high lumen efficiency up to 140lm/W, single CCT and 3CCT available. External driver available with on/ off, triac, DALI and 0-10V.

Reflector



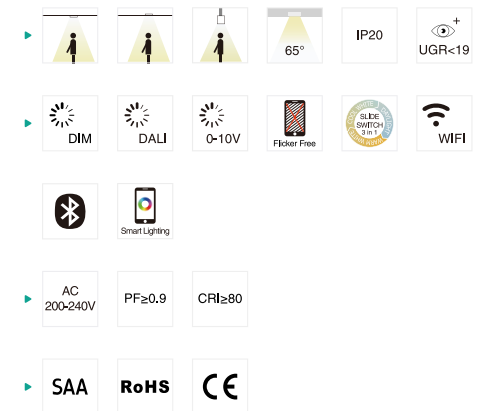
Materials of Housing : SPCC
Materials of Optics : PC

Code	Watt	Size(AxBxCmm)	Cut-out(±5mm)	Lumen(±5%)	N.W/pc(kgs)	Q'ty/CTN
PL008-3060-15W	15W	295x595x31.5	570x270	1800lm	1.47	5PCS
PL008-6060-30W	30W	595x595x31.5	570x570	3600lm	2.70	5PCS
PL008-6262-30W	30W	620x620x31.5	595x595	3600lm	2.90	5PCS
PL008-30120-30W	30W	295x1195x31.5	1170x270	3600lm	2.74	5PCS
PL008-60120-55W	55W	595x1195x31.5	1170x570	6700lm	5.28	2PCS
PL008-3060-12W	12W	295x595x31.5	570x270	1700lm	1.47	5PCS
PL008-6060-25W	25W	595x595x31.5	570x570	3550lm	2.70	5PCS
PL008-6262-25W	25W	620x620x31.5	595x595	3550lm	2.90	5PCS
PL008-30120-25W	25W	295x1195x31.5	1170x270	3550lm	2.74	5PCS
PL008-60120-40W	40W	595x1195x31.5	1170x570	5700lm	5.28	2PCS

CCT — 3000K — 4000K — 5700K

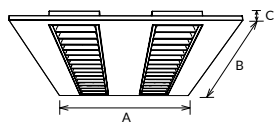
Finish — White

Installation accessories — Suspension kit





PL-DE Panel light



PL-DE panel light is direct lighting with modular design, prismatic diffuser and louver reflector replaceable, air-slot design and non-air slot design optional. Great optics design with SMD, reach low glare UGR<19. External driver available with on/ off, triac, DALI and 0-10V.

Materials of Housing : SPCC

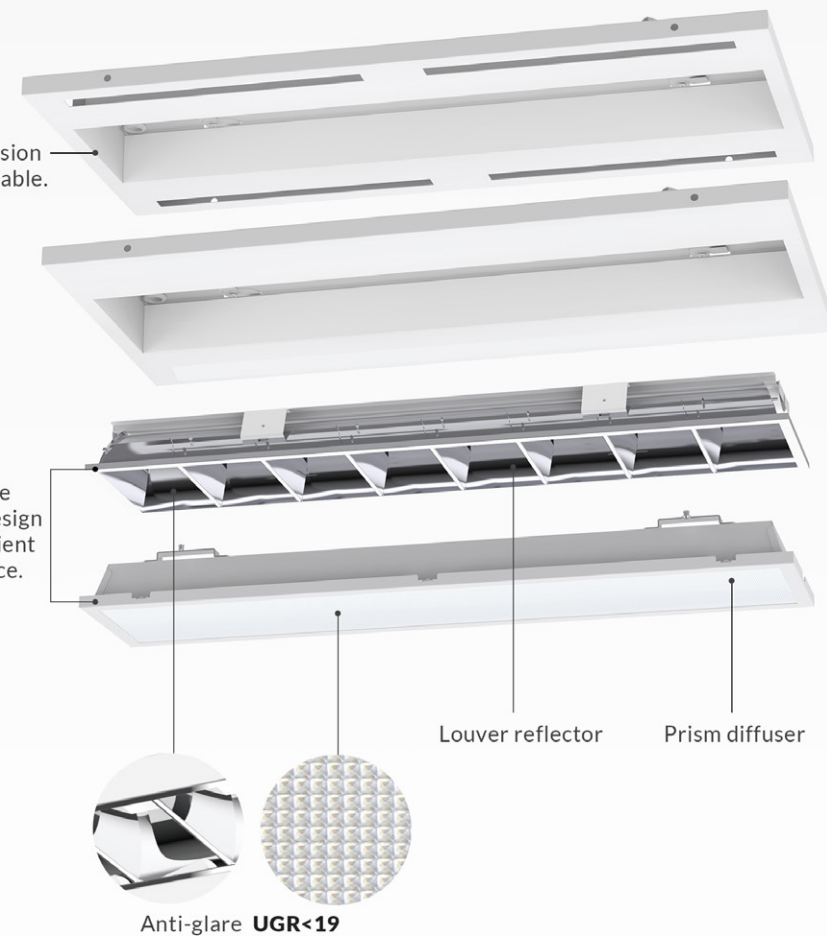
Materials of Optics : PS/PC+Aluminium

- ▶ 90° IP20 UGR<19
- ▶ DIM DALI 0-10V Flicker Free
- ▶ AC 220-240V PF≥0.9 CRI≥90
- ▶ SAA RoHS CE

Code	Watt	Size(AxBxCmm)	Cut-out(±5mm)	Lumen(±5%)	N.W/pc(kgs)	Q'ty/CTN
PL3060-13W-DE	13W	292x592x48	282x582	1495lm	2.10	4PCS
PL6060-28W-DE	28W	1192x292x48	582x582	3360lm	4.10	4PCS
PL30120-28W-DE	28W	1192x392x48	282x1182	3360lm	3.84	4PCS
PL40120-28W-DE	28W	592x592x48	382x1182	3360lm	4.30	4PCS
PL30150-40W-DE	40W	1492x292x48	282x1482	4800lm	4.86	4PCS

Air slot version frame available.

Replaceable modular design for convenient maintenance.



PL-DE MODULAR DESIGN LED PANEL

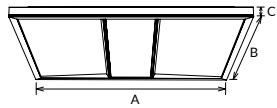
Replaceable modular design for convenient maintenance

CCT — 3000K — 4000K — 5700K

Finish — White



GL-AA Backlit Troffer light



GL-AA backlit troffer is anti-glare design, the compact and seamless splicing make it a great looking. Optics with prismatic diffuser to reach UGR<19, interchangeable CCT available, high lumen efficiency 100lm/W and 125lm/W for options. External driver available with on/ off, triac, DALI and 0-10V.

Materials of Housing : Aluminium

Materials of Optics : PMMA(Lens)+PS(Diffuser)

- ▶ 90° IP20 UGR<19
- ▶ DIM DALI 0-10V Flicker Free TUNABLE WHITE SLIDE SWITCH 3 in 1
- ▶ CASAMBI
- ▶ AC 220-240V PF≥0.9 CRI≥80 TP(b)
- ▶ SAA RoHS CE

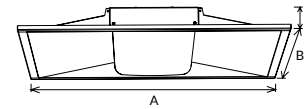
Code	Watt	Size(AxBxCmm)	Cut-out(±5mm)	Lumen(±5%)	N.W/pc(kgs)	Q'ty/CTN
GL6060-36W-AA	36W	595x595x40	570x570	3700lm	2.60	5PCS
GL30120-36W-AA	36W	1195x295x40	1170x270	3700lm	2.99	5PCS
GL6262-36W-AA	36W	620x620x49	590x590	3700lm	2.73	5PCS
GL60120-60W-AA	60W	1195x595x49	1170x570	6500lm	5.41	2PCS
GL6060-30W-AA	30W	595x595x40	570x570	4000lm	2.60	5PCS
GL30120-30W-AA	30W	1195x295x40	1170x270	3670lm	2.99	5PCS
GL6262-30W-AA	30W	620x620x49	590x590	3980lm	2.73	5PCS
GL60120-50W-AA	50W	1195x595x49	1170x570	6670lm	5.41	2PCS

CCT ——— 3000K ——— 4000K ——— 5700K

Finish ——— White

Installation accessories ——— Suspension kit

GL002 Troffer light



GL002 troffer light adopts secondary optical design and special diffuser to achieve uniform and softer light. Optics with high lumen SMD LED, reach luminous efficiency 105lm/W. External driver available with on/ off, triac, DALI and 0-10V.

Materials of Housing : SPCC

Materials of Optics : PMMA(Lens)+PC(Diffuser)

- ▶ 130° IP20
- ▶ DIM DALI 0-10V Flicker Free SLIDE SWITCH 3 in 1
- ▶ AC 220-240V PF≥0.9 CRI≥80
- ▶ SAA RoHS CE

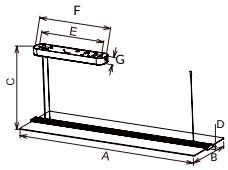
Code	Watt	Size(AxBxCmm)	Lumen(±5%)	N.W/pc(kgs)	Q'ty/CTN
GL002-6060-32W	32W	595x595x54	3800lm	2.37	4PCS
GL002-30120-32W	32W	295x1195x54	3800lm	2.53	4PCS

CCT ——— 3000K ——— 4000K ——— 5700K

Finish ——— White



PL-DF Panel light



PL-DF panel light is frameless, transparent and 360 degree lighting design, which provides a great visual aesthetic feeling. Optics with high lumen SMD light source, reach anti-glare UGR<19. External driver in magnetic box provides convenient installation and available with on/ off, triac, and DALI.

Materials of Housing : Aluminium
Materials of Optics : PMMA

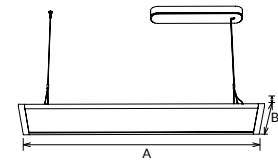
- ▶
- ▶
- ▶
- ▶

Code	Watt	Size(AxBxCxDxExFxGmm)	Lumen(±5%)	N.W/pc(kgs)	Q'ty/CTN
PL35120-40W-DF	40W	1200x350x1500x19x422x480x43	4800lm	4.50	2PCS
PL35120-40W-DF-D	40W	1200x350x1500x19x422x480x43	4800lm	4.50	2PCS
PL35120-60W-DF	60W	1200x350x1500x19x422x480x43	7300lm	4.50	2PCS

CCT — 3000K — 4000K — 5700K

Finish — White

PL-DB Panel light



PL-DB panel light is up & down emitting panel, novel design without any screw make it a special and good looking panel. Optics design with anti-glare UGR<19 but without Prism plate. External driver in magnetic box provides convenient installation and available with on/ off, triac, and DALI

Materials of Housing : Aluminium
Materials of Optics : PS (Diffuser) /PMMA (LGP)

- ▶
- ▶
- ▶
- ▶

Code	Watt	Size(AxBxCmm)	Lumen(±5%)	N.W/pc(kgs)	Q'ty/CTN
PL30120-30W-DB	30W	1200x300x16.5	3060lm	3.76	2PCS
PL30120-40W-DB	40W	1200x300x16.5	4000lm	3.76	2PCS
PL30120-50W-DB	50W	1200x300x16.5	4950lm	3.76	2PCS

CCT — 3000K — 4000K — 5700K

Finish — White



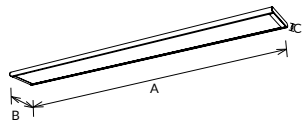
Surface mounted



Recessed

Suspension

DB15B Batten



DB15B panel light is up & down design with 270° wide beam angle. Optics with side-lit SMD. External driver available with on/ off and triac dim.

Materials of Housing : Aluminium
Materials of Optics : PS

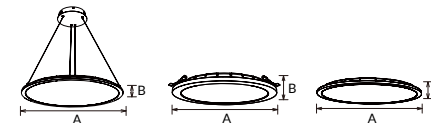
- ▶ 110°
 110°
- ▶ IP20
- ▶ DIM
 Flicker Free
- ▶ AC 200-240V
 PF ≥ 0.9
 CRI ≥ 80
- ▶ SAA
 RoHS
 CE

Code	Watt	Size(AxBxCmm)	Lumen(±5%)	N.W/pc(kgs)	Q'ty/CTN
DB15B-600-20W	20W	600x148x17	1400lm	1.60	6PCS
DB15B-900-30W	30W	900x148x17	2250lm	1.90	6PCS
DB15B-1200-45W	45W	1200x148x17	2790lm	2.30	6PCS

CCT — 3000K — 4000K — 5700K

Finish — White — Black

PL-DR Backlit panel light



PL-DR direct lighting round panel, optics with SMD LED and PMMA lens reach uniform light output, non UGR and UGR<19 for option. Installation available with surface, recessed with plate, recessed with clips, and pendant installation. External driver available with on/ off, triac, DALI and 0-10V.

Materials of Housing : Aluminium
Materials of Optics : PMMA(Lens)+PS(Diffuser)

- ▶ 120°
- ▶ IP20
 UGR < 19
- ▶ DIM
 DALI
 0-10V
 Flicker Free
- ▶ AC 200-240V
 PF ≥ 0.9
 CRI ≥ 80
- ▶ SAA
 RoHS
 CE

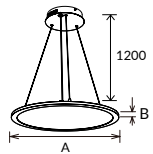
Code	Watt	Size(AxBmm)	Cut-out(±5mm)	Lumen(±5%)	N.W/pc(kgs)	Q'ty/CTN
PL300-18W-DR	18W	Ø300x13.8	-	1980lm	1.44	4PCS
PL400-25W-DR	25W	Ø400x13.8	Ø200-240	2750lm	1.92	4PCS
PL400-35W-DR	35W	Ø400x13.8	Ø200-240	4000lm	1.92	4PCS
PL500-30W-DR	30W	Ø500x13.8	Ø200-240	3960lm	2.50	4PCS
PL500-35W-DR	35W	Ø500x13.8	Ø200-240	4300lm	2.50	4PCS
PL600-35W-DR	35W	Ø600x13.8	Ø200-240	4300lm	3.26	2PCS
PL600-45W-DR	45W	Ø600x13.8	Ø200-240	5950lm	3.26	2PCS
PL600-55W-DR	55W	Ø600x13.8	Ø200-240	6650lm	3.26	2PCS

CCT — 3000K — 4000K — 5700K

Finish — White



PL-DG Panel light



PL-DG round pendant panel light translucent up & down lighting design. It adopts SMD LED, high quality diffuser and 3.0T PMMA light guide plate which provide a high transmittance rate and uniform light. External driver available with on/ off, triac, DALI and 0-10V.

- ▶ 120° 35% IP20
 120° 65%
- ▶ DIM DALI 0-10V Flicker Free
- ▶ AC 220-240V PF≥0.9 CRI≥80
- ▶

Materials of Housing : Aluminium
 Materials of Optics : PMMA+PS

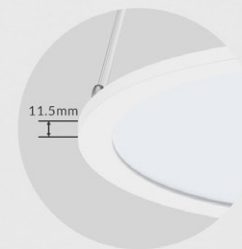
Code	Watt	Size(AxBmm)	Lumen(±5%)	N.W/pc(kgs)	Q'ty/CTN
PL3012-18W-DG	18W	Ø300x11.5	1820lm	1.25	5PCS
PL4012-35W-DG	35W	Ø400x11.5	3605lm	1.75	4PCS
PL5012-40W-DG	40W	Ø500x11.5	4120lm	2.25	4PCS
PL6012-60W-DG	60W	Ø600x11.5	6210lm	3.15	2PCS

CCT ——— 3000K ——— 4000K ——— 5700K


Finish ——— White

PL-DG PENDANT LED ROUND PANEL


UP & DOWN translucent lighting 35%:65%



Slim transparent body design




PMMA LGP

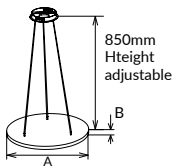


Translucent lighting area can offer a great decorative effect

LED Panel light



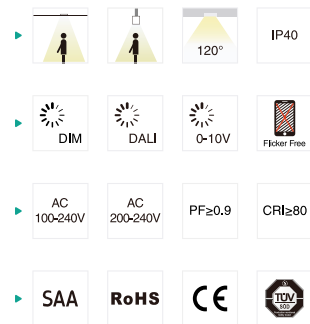
PL-W Panel light



PL-W round pendant panel light with side-lighting design. Optics with high quality diffuser and 3T PMMA LGP. 300mm, 400mm, 500mm, 600mm and 780mm diameter for options. Various installation ways with suspended, surface mounted and recessed. External driver available with on/ off, triac, DALI and 0-10V.

Materials of Housing : Aluminium

Materials of Optics : PMMA (LGP)

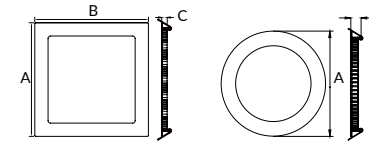


Code	Watt	Size(AxBmm)	Lumen(±5%)	N.W/pc(kgs)	Q'ty/CTN
PL3012-18W-W	18W	Ø300x12	1560lm	2.50	5PCS
PL4012-25W-W	25W	Ø400x12	2070lm	3.10	4PCS
PL4012-35W-W	35W	Ø400x12	2900lm	3.10	4PCS
PL5012-30W-W	30W	Ø500x12	2520lm	4.20	4PCS
PL5012-35W-W	35W	Ø500x12	2900lm	4.20	4PCS
PL6012-35W-W	35W	Ø600x12	3040lm	4.34	2PCS
PL6012-45W-W	45W	Ø600x12	3600lm	4.34	2PCS
PL8012-60W-W	60W	Ø780x20	5430lm	6.10	2PCS
PL8012-80W-W	80W	Ø780x20	7460lm	6.90	2PCS

CCT — 3000K — 4000K — 5700K

Finish — White

PL-DD Panel light



PL-DD small round & square panel with complete diameter options. Optics with 2835SMD LED chip and PMMA LGP offer a great light transmittance and light output. External driver available with on/ off, triac, DALI and 0-10V.

Materials of Housing : Aluminium


Materials of Optics : PS(Diffuser)+PMMA(LGP)



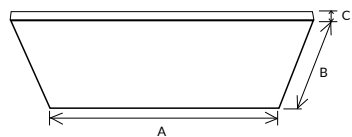
Code	Watt	Size(AxBxCmm)	Cut-out(±5mm)	Lumen(±5%)	N.W/pc(kgs)	Q'ty/CTN
PL1212-7W-DD	7W	120x120x21	105x105	580lm	0.24	36PCS
PL1515-9W-DD	9W	146x146x21	127x127	810lm	0.28	24PCS
PL1717-12W-DD	12W	171x171x21	155x155	1070lm	0.34	20PCS
PL2222-18W-DD	18W	224x224x21	205x205	1580lm	0.52	12PCS
PL3030-24W-DD	24W	300x300x21	277x277	2500lm	0.88	12PCS
PL1221-7W-DD	7W	Ø120x21	Ø108-113	580lm	0.20	36PCS
PL1521-9W-DD	9W	Ø145x21	Ø127-133	810lm	0.24	24PCS
PL1721-12W-DD	12W	Ø170x21	Ø157-162	1050lm	0.29	20PCS
PL2021-15W-DD	15W	Ø200*21	Ø177-182	1470lm	0.35	12PCS
PL2221-18W-DD	18W	Ø224x21	Ø205-212	1680lm	0.42	12PCS
PL2421-22W-DD	22W	Ø238*21	Ø224-228	2150lm	0.50	12PCS
PL3021-24W-DD	24W	Ø300x21	Ø282-288	2500lm	0.71	12PCS

CCT — 3000K — 4000K — 5700K

Finish — White



PL-EA Panel light



PL-EA large size panel with simple and elegant design. Optics with CRI \geq 90 SMD LED and secondary light distribution design, reach UGR $<$ 19, fireproof B1 grade soft film as luminous cover and 0.5mm thickness backboard make this panel looks very reliable. External driver available with DALI and 0-10V.

Materials of Housing : Aluminium

Materials of Optics : PVC Soft film


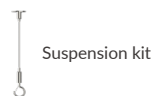
- ▶
- ▶
- ▶
- ▶

Code	Watt	Size(AxBxCmm)	Lumen(\pm 5%)	N.W/pc(kgs)	Q'ty/CTN
PL120120-60W-EA	60W	1200x1200x110	4800lm	11	1PCS
PL120240-120W-EA	120W	1200x2400x110	9600lm	21	1PCS
PL120300-180W-EA	180W	1200x3000x110	14400lm	27	1PCS
PL150150-80W-EA	80W	1500x1500x110	6400lm	17	1PCS
PL150300-240W-EA	240W	1500x3000x110	19200lm	34	1PCS

CCT ——— 3000K ——— 4000K ——— 5700K


Finish ——— Black

Installation accessories




Panel Light installation accessories


Assembled surface mounted frame



DIY surface mounted frame



Assembled embedded mounted frame



Suspending Kits



Recessed Installation Clips



Integrated Recessed Installation Clips

