

Travel made seamless

Integrated access solutions for airports



Travel made seamless by dormakaba

For every place that matters

"Tens of thousands of people pass through Zurich every day. We are subject to the strictest security requirements. dormakaba has been helping us to manage this complex process for decades with innovative access solutions."

Peter Frei
Head of Safety & Security Aviation

04 Smoother, safer journeys

06 From departure to arrival

Passenger process

08 Main entrance

09 Pre-security & security areas

10 Argus Air Lounge

11 Argus Air Interlock

14 Argus Air Boarding

15 Argus Air XS

17 One way passage

General areas

18 Mechanical access & door hardware

19 Electronic access

20 Cloud-based access control

21 Passageways & shops

22 Emergency exits

23 Accessibility/barrier-free

Employee access

24 Perimeter security

25 Medium security

26 High security

27 Time & attendance

28 Trusted partner

29 Service

30 References

What's the key to smoother, safer journeys?

In recent years, security requirements in airports have intensified considerably. At the same time, passengers, visitors and airport staff now expect the highest levels of convenience and user-friendliness. Both the airport operator and airlines rely on maximum efficiency when handling critical passenger processes. This requires intelligent, reliable and efficient access and control systems that allow passenger traffic to be handled seamlessly and smoothly. But ultimately, the key issue is security.



Passenger flow end-to-end

Automated, secure access is essential at every touchpoint of the airport journey, with solutions seamlessly integrated into existing infrastructure to streamline the airport experience.



Easy self-service

The right solutions maximize security while minimizing wait times. Self-service options from security checks and boarding supported by biometric identification and sophisticated sensor technology through to lounges access and automatic border control are transforming the airport experience for millions while keeping people and property safe.



Your airport partner

We help airports, airlines and governments to meet the complex challenges posed by access control and security in order to improve their operating efficiency. We are happy to advise you through every stage of your modernisation or development project on the basis of many years of experience and our knowledge of current requirements, airport regulations and standards.

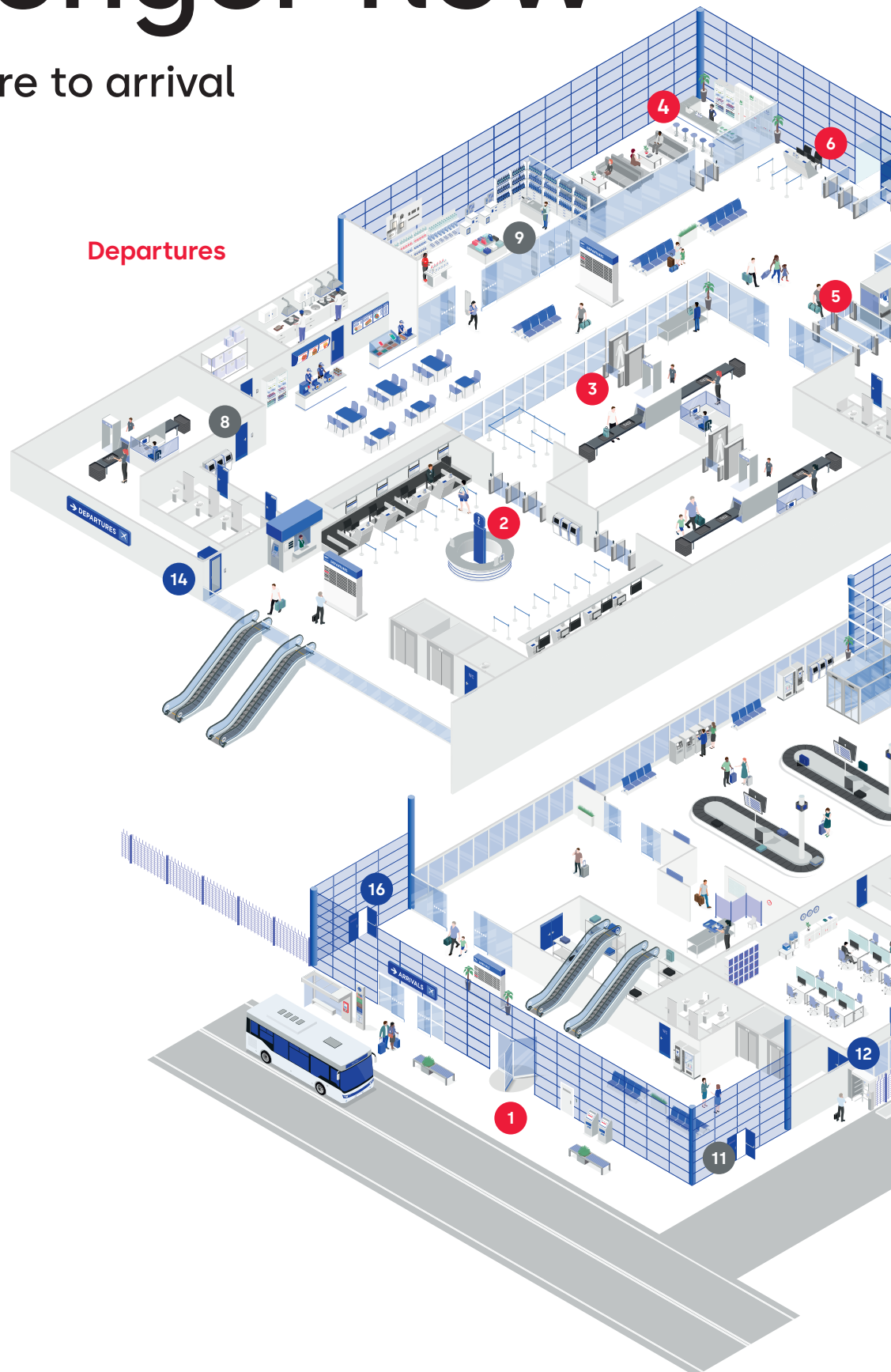


A seamless passenger flow

From departure to arrival

Passenger process

- 1 Main entrance**
Revolving door
Automatic sliding door
- 2 Pre-security**
Argus Air Security
- 3 Security check**
Automated Passenger Screening (APS)
- 4 Lounge**
Argus V60
- 5 Automatic border control**
Argus Air Interlock
- 6 Self-Boarding**
Argus Air Boarding
- 7 One-way passage**
One-way corridor





Arrivals

General areas

- 8 **Public, staff & office areas**
Mechanical key systems
Door closers
- 9 **Passageways & shops**
Automatic sliding doors
Swing door operators
- 10 **Accessibility**
Argus Air models
Automatic sliding door operators
- 11 **Emergency exit**
SafeRoute systems
& panic hardware

Employee access

- 12 **Perimeter access**
Turnstiles & access readers
- 13 **Time & attendance**
Recording & Electronic time recording
- 14 **Secure areas**
Personal interlocks
Security revolving doors
- 15 **Office areas & visitor areas**
Sensor barriers
Turnstiles
- 16 **Access control**
Electronic access control solutions:
skyra

How do you make the perfect first impression?

Automatic sliding & revolving doors

The moment a traveler arrives at the airport sets the tone for the rest of their experience. Our range of custom, automated entrance systems ensure that every journey gets off on the right foot.

From bespoke revolving doors to energy-efficient automated sliding doors, dormakaba solutions offer durable, barrier-free systems designed for high frequency use. Certified and tested in line with international standards, our entrance systems also have an important insulating role to play. They protect the terminal's interior from noise, dirt and strong fluctuations in temperature – making a positive contribution to the building's energy balance. Our range also includes options for emergency and escape routes.

Spacious, reliable & efficient

Our versatile KTV revolving doors offer a wide range of configuration options, sizes and styles. When combined with integrated automatic sliding doors, they allow operators to activate the automatic sliding door function during periods of higher traffic.

Sustainable, barrier-free & durable

Our automatic sliding doors save energy and are specifically designed to deliver the levels of insulation and durability needed when deployed in the external building envelope. They combine barrier-free, touchless design, transparency and thermal insulation in a single solution, with the long service life of the drive also contributing to sustainability.

Benefits

- Wide range of high-frequency automatic sliding and revolving doors
- Barrier-free solutions for a non-stop passenger flow
- Sustainable, energy efficient systems for thermal insulation of airport buildings
- Optional version approved for use on emergency exits and escape routes



What does it take to control airside access?

Boarding pass control & passenger screening

Every trip through the airport has a number of potential bottlenecks to be negotiated – boarding pass control and security are key moments where operators want to regulate access to a restricted area while allowing authorized passengers to pass through quickly and easily.

Automatic boarding pass control

Argus Air Security

This Argus Air Security solution delivers seamless access via space-saving eGates that are designed to be easily fitted into existing infrastructure. Intelligent sensor technology allows only one person through at a time while detecting trolleys and baggage to avoid unwanted interruptions.

Seamless control

Operators can segment the gates to provide separate access – for example, for First or Business Class passengers or for airline staff. Our eGates also include options for facepods and state-of-the-art biometric technology.

Effortless integration

Simple integration of the eGates into Airport Operation Data Base (AODB) or Flight Information Display systems (FIDS) makes it quick and easy to access important flight data (such as current whereabouts) from any terminal in the airport.

Benefits

- Secure, fast identification with optional biometrics
- Precise detection thanks to state-of-the-art sensor technology
- Separation of driving and closing forces for uninterrupted data streams
- High-quality, modular design that's easy to maintain
- Easy Load printer: extremely quick and easy change of paper rolls and flag potential threats when they arise

Smart Security Checks

Automated Passenger screenings (APS)

This fully automated body scan solution uses the latest AI technology to detect and guide passengers to the correct position for a scan, speeding up this security-critical process. The system is being developed with leading technology company Rohde & Schwarz.

Innovative detection

Using advanced algorithms and sensors, the Rohde & Schwarz system is able to speed legitimate passengers on their way and automatically detect and flag potential threats when they arise.



What's the smartest way to access the lounge?

Argus V60 & Argus Air Lounge

Business travelers expect their whole airport journey to be seamless, including the moment they arrive at the lounge. Automated, bi-directional access gives them the personalized and convenient experience they are looking for.

Seamless flow

Our Argus Air Lounge solutions feature a user-friendly bi-directionality that allows lounge passengers and guests to come and go freely while maintaining the highest levels of security.

Identification can also be confirmed through optional biometrics. As well as ensuring reliable access control, the system's elegant design and space-saving construction fit effortlessly with the existing space and aesthetic.

Benefits

- Exclusive access for authorised passengers
- Identity verification through optional - biometrics
- User-friendly bidirectionality
- Multiple release for bringing guests
- High-quality, modular design that's easy to maintain



How do you streamline border crossings while enhancing security?

Argus Air Interlock for Automatic Border Control (ABC)

Automation is critical to promoting the secure and fast flow of passengers at passport control.

As well as helping to detect invalid or counterfeit documents, automated immigration gates also free up staff for spot checks and unusual cases.

Our Argus Air Interlock gates contribute to a more relaxed journey through the airport. Passengers pass through quickly with a scan of a passport and possibly recording of their face, with an instant referral if manual inspection is required.

Biometric verification

The option to add biometric verification is an effective way to prevent the misuse of documents, adding another level of security. Usually a contactless process, the verification that quickly checks whether the person is the rightful holder of the passport.

Benefits

- 2 steps / 2 obstacles or 1 step / 2 obstacles variants
- Barrier interiors selectable in steps from 1,950 – 2,500 mm
- Prevents swapping and tailgating
- Precise detection thanks to state-of-the-art sensor technology
- High-quality, modular design that's easy to maintain



Biometric ID

Our Argus Air Interlock eGates allow for the integration of all the key biometric systems – including facial and iris recognition and fingerprints.

Benefits

- Faster inbound and outbound passengers experience less queuing and shorter waiting times
- Safer seamless and touchless verification prevents document misuse and maximizes security
- Smoother one-time linking of travel documents improves the ongoing travel experience







How can we speed up boarding while freeing up staff?

Argus Air Boarding

Self-boarding is an important part of improving the passenger airport experience – as well as keeping everyone safe, it also minimizes costly airline downtime. Automatic self-boarding gates transform the process by allowing rapid, secure access.

Next generation gate

Compact and streamlined, our Argus boarding gates feature advanced sensor technology to validate both paper and smart devices, expediting supervised boarding. The product is certified with all common CUTE providers

Smoother all around

The fully automated system enables efficient zone boarding, which delivers a more stress-free experience for passengers while also freeing up ground staff to look after passengers and manage other duties.

Biometric options

The Argus systems allow for the integration of biometric technologies which can link to the individual via their ticket or passport.

Benefits

- Priority and zone boarding
- Deboarding with the same eGate possible
- Secure, fast identification with optional biometrics
- Precise detection thanks to state-of-the-art sensor technology
- High-quality, modular design that's easy to maintain
- Easy Load printer: extremely quick and easy change of paper rolls



What about when space is at a real premium?

Argus Air XS

With its extra small design, Argus Air XS offers the full functionality and proven reliability of the Argus Air airport eGates in even the smallest spaces.

Built to last

The new eGate delivers long service life with high reliability and maximum security. Its seamless luggage handling and maintenance-friendly design enable easy integration and cost-effective, future-proof airport solutions.

Benefits:

- Extra small design with a length of only 900 mm
- High reliability with 10m MCBF for stable uptime
- Maximum security through tailgating detection and optional facial recognition
- Simple maintenance concept thanks to modular design





How do you keep passengers on track?

One-way passage

Keeping passengers going in the right direction as they move through restricted areas is vital to airport security and to keeping traffic flowing smoothly. Whether it's the exit to baggage claim or between Schengen and Non-Schengen areas, one-way corridors make it easy to separate public and restricted areas and prevent potential exit lane breaches.

Secure, automatic access

Our one-way corridors are a modular door system made up of fast-moving half-and full-height doors that can only be entered in a single direction. Often used to control the crossing of passengers from airside to landside areas, the system is designed to allow a high volume of pedestrian movement while detecting and notifying of any attempts to enter from the wrong direction.

Made to measure

Operators can opt for a multi-lane configuration and achieve their desired security level by choosing different unit lengths and sensor combinations.

Benefits:

Modular design for flexible installation at airside-landside crossover points

- One-way passage ensuring controlled access to secure areas
- Customizable security levels based on specific needs and configurations
- Suitable for high-security environments, offering robust protection and reliability

How do we lock in peace of mind?

Mechanical key systems & door closers

Mechanical key systems are a vital part of airport security, working in tandem with electronic access control to provide a comprehensive and reliable security framework. Combining both systems enhances the overall resilience of airport security operations. Door closers contribute mechanically to an enhanced security level.

Trusted & tamper-resistant

High-quality keys and cylinders offer a simple, proven way to grant access only to authorized people in line with the airport's security protocols and wider security strategy. Durable, easy to maintain and resistant to tampering, they help airports enforce strict access control with confidence.

Benefits

- Redundancy ensures access to secure areas during electronic system failures or power outages
- Simplified control allows quick and efficient access for essential personnel
- Minimal maintenance and cost-efficient for long-term security



Secure closing

Ensuring doors close securely after use is also vital. dormakaba door closers are designed for reliability, providing barrier-free access and – combined with access control – preventing unauthorized entry. They also help to manage airflow and temperature control.

Benefits

- Ensure controlled and safe door closing to maintain security
- Support fire and smoke protection regulations
- Provide smooth, quiet operation for passenger comfort
- Minimize maintenance needs with durable, reliable design



What if access control was effortless?

Electronic access


Access requirements at any airport are vast, complex and constantly changing in real-time. Operators need an access control system that puts the full network at their fingertips – making it fast and simple to enhance security and streamline airport operations, from maintaining a constant overview and ensuring regulatory compliance through to securing public and sensitive areas, managing access by issuing timed credentials, tracking access, retrieving door status and much more.

Comprehensive access control systems

Our electronic access control systems are the perfect blend of form, flexibility and function. Our comprehensive range of networked access solutions, electronic access controls and wireless and standalone access systems are designed to secure access throughout the airport. We provide a wide range of hardware and software systems with cutting-edge security functions that enable you to manage, audit and lock down specific systems, control access and track access data in your security network for any number of users.

Benefits

- Improved site security
- Access only granted to authorised persons
- Seamless integration in the building structure
- Simple, flexible organisation and secure monitoring of the flow of traffic



Workforce solutions

Accurate recording of attendance and work data is of key importance for monitoring workforce costs and profitability. dormakaba provides state-of-the-art devices and technology that are scalable and flexible. Our data collection methods allow employers to choose the solution that best suits their workforce and business needs:

Benefits

- Various attendance recording and staff management systems to suit the size of your company
- Smart access management, targeted employee communication and attendance recording in a single system

How robust can access technology be?

skyra

With airports typically occupying multiple buildings and sites which need to stay operational 24/7 in even the harshest conditions, robust remote access solutions are non-negotiable. dormakaba's skyra makes it simple to maintain secure access to this critical infrastructure no matter what.


Simple control

Operators control access through the app's intuitive dashboard, from providing permissions to setting time restrictions. Access rights can be managed with our access control software exos or MATRIX, or this can be integrated into the airport's own system via an API.

Remote & connected

Designed to allow authorized personnel to move freely around the airport estate, the cloud-based skyra platform connects to a Bluetooth®-enabled, rechargeable key that transmits access data between the skyra app and the platform. The skyra key is then ready to open the on-site door component (a skyra cylinder or a padlock containing a chip – no battery needed) even if there is no network coverage.





How do you make shared spaces seamless?

Passageway & retail solutions

In the fast-paced world of aviation, a network of efficient and secure entry points is essential. Airports must balance smooth passenger flow with strict security protocols, ensuring that every access point—from corridors to shopping areas to restricted zones—is optimized for security and convenience.

Keeping the world moving

Automatic sliding doors provide seamless touch-free movement in high-traffic passageways and shopping areas, keeping crowds moving while maintaining security. Meanwhile, door operators move single or double-leaf doors automatically for smooth access, especially for passengers with luggage, and help to reduce the drafts caused by doors left open.

Intelligent motion sensors

The Motion IQ system does away with the problem of automatic doors opening unnecessarily when a person stands in front of them. The first solution of its kind, Motion IQ continually evaluates movement and detects a person's intention to pass through the door. Easy to integrate into new or existing door systems, the system ensures that pedestrians are given prompt access and the doors are closed straight afterwards.

Reaping the benefits

With dormakaba's advanced and space-saving access solutions, airports can enhance security, improve operational efficiency and create a seamless experience for passengers and staff alike.

What if safer could be simpler?

Airport safety systems

With tens of thousands of people coming and going every day, airports have to be able to respond quickly and decisively fast when threats arise. dormakaba is at the forefront of this area of access technology, offering a huge range of mechanical and electronic systems that are proven to keep people and property safe.

Innovative & compliant

Our advanced emergency exit devices and lock systems are designed to protect people in case of emergency while also preventing unauthorized use. They range from panic hardware and swing door operators to slide-channel hold-open systems with integrated smoke detectors.

Adding further peace of mind, our products are compliant with fire and smoke protection regulations and standards – including EN 1363 – and all systems come with motorized locks and panic lock options. However complex the requirement, our consultants are on hand to advise on the best configuration and ensure implementation is fast and hassle-free.

The intelligent way – SafeRoute

SafeRoute is our integrated emergency exit and escape route system. It offers immediate door opening in an emergency and effective protection against misuse of the door in normal circumstances. The sturdy, surface-mounted housing offers robust protection against misuse and the multi-color options ensure it fits with the current design scheme. And as access needs change over time – perhaps due to airport expansion – the SafeRoute license can be extended to add new functionality.

Emergency route management

In a crisis, dynamic escape routing adapts to hotspots of airport occupancy, helping to clear the building in the most efficient way. The system helps incident commanders by determining the safest, most suitable routes in real-time, even if doors fail or hazards emerge. Digital signage directs evacuees, while the Matrix access management system integrates with escape route hardware to ensure compliance with DIN 14036, creating a seamless, adaptive emergency response.

Benefits

- Secures airport buildings, doors, and passenger flow in emergencies
- Complies with fire and smoke protection regulations and barrier-free design standards
- Automatic door activation during emergencies, ensuring clear escape routes and smoke extraction
- Comprehensive planning and consulting services tailored to individual needs



How do we empower everyone to move freely?

Accessibility

In airports the concept of accessibility can be applied to everyone – operators want all visitors to be able to move freely and easily through the terminal. Whether for a wheelchair or for bulky luggage, or families with little kids our access solutions are designed to remove obstacles and contribute to a seamless airport experience.

Made to measure


We have developed a range of products that we tailor to each airport's unique accessibility needs. They can range from mechanic cam-action door closers, with easy open technology to automatic sliding door operators.

Adding value

High quality and compliant with industry regulations, our range of solutions are a cost-effective way to ensure the airport is providing barrier-free access to all people using the terminal.

Benefits:

- Extensive range of secure, barrier-free & cost-efficient products
- Solutions for barrier-free access to restrooms
- High-quality and cost-effective solutions for simple or complex barrier-free access concepts
- Innovative solutions that comply with legal regulations and standards



Argus Air eGates can be configured as a barrier-free option with greater passage width



What's the smart way to control employee access?

Physical perimeter access

Securing boundaries

Perimeter security

dormakaba's full height Kentaur turnstiles form part of the perimeter boundary of the airport – the first line of defense against threats – and are typically used in high security areas. Designed to function without security staff, the robust space-saving turnstiles feature built-in electronic access control software that only admits authorized personnel.

Benefits:

- Patented end-point locking prevents trapping during power failure or unauthorized access
- Space-saving double and barrier-free units with modular components
- Durable stainless steel design for harsh outdoor environments
- Low-energy drive with minimal power consumption and emergency exit function





How do we zone off staff & visitor areas?

Office & visitor areas

In airport administrative areas such as offices, meetings rooms and visitor areas, maintaining security while allowing controlled access is crucial to preventing unauthorized access and protecting sensitive information.

Barriers & turnstiles

The smart way to streamline access to busy staff areas is through sensor barriers and turnstiles. Our elegant and highly customizable Argus office sensor barriers provide seamless indoor access for authorized personnel, while the robust Kerberos turnstiles offer the ideal solution for outdoor applications with staff supervision.

Benefits:

- Elegant, transparent design that fit upscale interiors
- Low-noise operation and low power consumption for efficiency
- Barrier-free solutions with automatic swing doors for emergency routes



What if we need even stricter control?

High security areas

In areas of the airport where the highest security is critical, dormakaba has developed access systems that add another layer of protection.

Additional features

Our secure revolving doors and PIL interlocks (whether round or cubicle versions) provide the highest level of access control, with operators having the option to add features such as contact mats, body weight sensors, AI vision sensors and biometric scans.

Benefits:

- End-point locking prevents users from getting stuck or breaking through
- DIN EN 16005 safety compliance with IR sensor systems.
- Available in bullet-proof and burglar-resistant designs (RC2 to RC4)
- Customizable with card readers, biometrics, and additional security checks
- Configurable with monitoring tools like contact mats and scales for security needs

How do we track workforce movement?

Time recording solutions

In airports, with thousands of employees across various departments, managing attendance, work hours, and access to secure areas is a complex but essential task. The latest time recording terminals and access control systems make it simpler to keep the facility secure while tracking employee movement.

Time recording terminals

Our time recording terminals allow for the precise tracking of employee work hours, ensuring payroll accuracy and compliance with labor regulations.

Access control systems

It's just as important to manage who can enter specific areas, and access control systems use a system of badges, biometric scans or smart keys to make sure only authorized personnel can move freely through the zone.

Benefits:

- Efficient time recording eliminates payroll errors and staffing issues
- Customizable and scalable terminals integrate with various systems
- User-friendly 7" touchscreen with customizable interface and RFID support
- Flexible power options and connectivity through WLAN, Ethernet, and mobile
- Advanced features like biometric readers, cameras, and Bluetooth for secure tracking



How can you plan more efficiently?

Expert support

The ideal solutions adapt to your requirements. With dormakaba as your solution provider for all access, security and management around the airport, you will benefit from comprehensive consultancy services and solutions to optimize your operating processes and enhance security, transparency and efficiency.

Project requirements review

Our specialists' detailed reviews give a clear and complete understanding of your project's requirements. We follow this up with a detailed proposal that you know is standards-compliant, the right fit for every aspect of your scheme and ready to implement.

Fire & escape route evaluation

Drawing on our industry experience, we simplify the challenge of meeting fire strategies and building regulations. Whatever the building type, our team can advise on meeting your fire safety goals in the most practical and cost-effective way.

Compliance with regulations & standards

Our qualified specialists provide expert advice and guidance on meeting the requirements of all relevant industry standards and legislation.

Project scheduling & risk assessment

Making sure automatic doors have a risk assessment in place at the design stage is key to avoiding costly modifications and delays later. Our qualified team of specialists will assess the risk and specify products with the appropriate safety features based on the exact application and user type for your project.

Specification & design development

Our specifications and CAD drawings give you a detailed blueprint for your project before work starts. This is based on an in-depth risk assessment and comes complete with all relevant standards compliance certification, independent test certification and Environmental Product Declarations.

Building Information Modeling

Designed to simplify the critical journey from design to construction, our extensive library of BIM objects gives you all the detail you need to accurately and efficiently develop every element of our entrance systems.



How do you keep everything running smoothly?

24/7 maintenance

It's essential to keep all access points functioning at peak performance, but high passenger flow can take its toll even on the most durable products. That's why we offer comprehensive 24/7 maintenance services to ensure trouble-free operation.

Testing, inspection & maintenance

In order to head off problems before they occur, our qualified team carries out regular testing, inspection and maintenance across our customer sites. Whether it's planned maintenance or an ad hoc visit, we act fast – generally with same day or overnight delivery of spare parts. All of our work planning is optimized via a SAP online system and we provide full documentation through test logs and proof of performance information.

Emergency call-out and repair

Outside of regular business hours, service technicians are always on hand to respond when breakdowns or emergencies happen. Prompt call-outs ensure that problems are resolved quickly and downtime is minimized.

Modernization & upgrades

Physical products like doors are subject to punishing wear and tear, day in and day out. Plus, regulations change, which means that even properly functioning products need updates. And then there is software, which may not wear out but will certainly need updating.

Installation

Our extensive range of products and solutions includes dedicated support from our experienced project managers every step of the way. We offer full technical support and advice throughout the design, planning, and installation phases.

Consulting

Our consultants are here to provide support through the life-cycle of every access project. Our guidance spans everything from the physical aspects of the build through to the legal issues that can impact compliance with local building requirements.



Travel made seamless by dormakaba



Zurich Airport

Where is dormakaba making a difference?

Our projects around the globe

Fiumicino Airport, Rome, Italy (left) Heathrow Airport, London, UK (top right); Williston Basin International Airport, ND, USA (bottom right)



Our Sustainability Commitment

We are committed to foster a sustainable development along our entire value chain in line with our economic, environmental and social responsibilities toward current and future generations. Sustainability at product level is an important, future-oriented approach in the field of construction. In order to give quantified disclosures of a product's environmental impact through its entire life cycle, dormakaba provides Environmental Product Declarations (EPD), based on holistic life cycle assessments.

www.dormakaba.com/sustainability



Our offering

Access Automation Solutions

Entrance Automation
Entrance Security



Access Control Solutions

Electronic Access & Data
Escape and Rescue Systems
Lodging Systems



Access Hardware Solutions

Door Closers
Architectural Hardware
Mechanical Key Systems



Services

Technical Support
Installation and commissioning
Maintenance and Repair



Ready to streamline
your airport access?
We are happy to help.

WN 5619851532, 06/25, EN
Subject to change without notice.

dormakaba
International Holding AG
Hofwissenstrasse 24
CH-8153 Rümlang
T +41 44 818 90 11
info@dormakaba.com
dormakaba.com



dormakaba.com