

PRIME STONE

COLLECTION



COLORS

WHITE GREY TAUPE DARK

THICKNESS

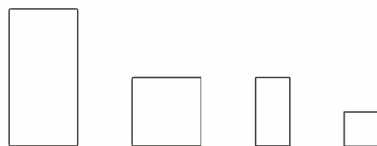
10 mm

SURFACES

Matt Lappato


SIZES

60x120cm 45x90cm 60x60cm 30x60cm



USE

Inner and outer housing spaces, bathrooms, retails, hotels and public spaces.



PRIME STONE is the collection by CHARMAGRES with an engineered stone effect. The combination of four stones from different quarries contributed to the definition of all-new graphic designs, recreating a stone with which does not exist in nature, but that has a natural and highly balanced aesthetic.



PRIME STONE is the collection by CHARMAGRES with an engineered stone effect.

The combination of four stones from different quarries contributed to the definition of all-new graphic designs, recreating a stone with which does not exist in nature, but that has a natural and highly balanced aesthetic.



DINING ROOM

WALL
FLOOR



MATT



WHITE



GREY



DARK



Wall:
C1260426
60x120cm 24x48"

Floor:
C1260423
60x120cm 24x48"

06.

 **OUTDOOR**

Floor:
C16421 10x60cm 4x24"
C60423 60x60cm 24x24"
C16426 10x60cm 4x24"

FLOOR
 |   
MATT WHITE GREY DARK



Wall:
C360423
30x60cm 12x24"
Floor:
C60426
60x60cm 24x24"



Floor: C1260421 60x120cm 24x48" C16423 10x60cm 4x24"



LIVING ROOM

09.

FLOOR
MATT

WHITE GREY

10.



Wall:
GRAMMA
50x15cm
20x6


BATHROOM



Wall:
GRAMMA
50x15cm
20x6



Wall:
C36423
30x60cm 12x24
C36426
30x60cm 12x24

Floor:
C1260423
60x120cm 24x48



13. Floor: C1260426 60x120cm 24x48'



OFFICE

Wall:
C36423
30x60cm 12x24'

Floor:
C1260426
60x120cm 24x48'

WALL
FLOOR
MATT



14.



Floor:
C1260421
30x120cm 12x48"
60x120cm 24x48"



Floor:
 C1260423
 60x120cm 24x48"
 C160426
 10x60cm 4x24"



Floor:
 C1260423
 60x120cm 24x48"

 KITCHEN

FLOOR

 |  

MATT | GREY | DARK



Wall:
C36425
 30x60cm 12x24'
GRAMMA
 50x15cm 20x6'

Floor:
C1260425
 60x120cm 24x48'



BEDROOM

WALL
FLOOR

MATT

|  
WHITE **TAUPE**

Wall:
C1260421
 15x120cm 6x48' 30x120cm 12x48' 60x120cm 24x48'

Floor:
C1260421
 60x120cm 24x48'





Floor:
C60421
C60421D
60x60cm 24"x24"

21.

PRIME STONE



C60421D



C1260421
60x120cm 24"x48"




C60421
60x60cm 24"x24"



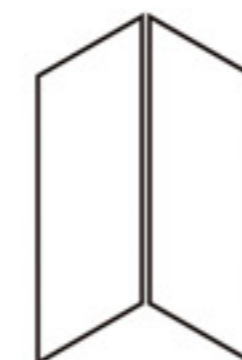
C36421
30x60cm 12"x24"




C30421
30x30cm
12"x12"



MOSAIC
30x30cm
12"x12"



GRAMMA
50x15cm
20"x6"



WHITE

22.


PRIME STONE



C60423D




C1260423
60x120cm 24'x48'




C60423
60x60cm 24'x24'



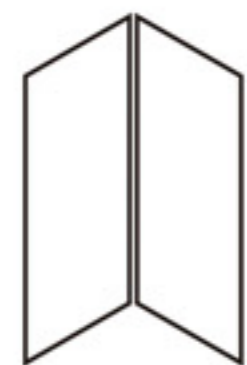
C36423
30x60cm 12'x24'



C30423
30x30cm
12'x12'



MOSAIC
30x30cm
12'x12'



GRAMMA
50x15cm
20'x6'

GRAY

PRIME STONE



C60425D



C1260425
60x120cm 24'x48'




C60425
60x60cm 24'x24'



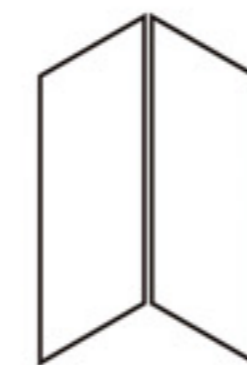
C36425
30x60cm 12'x24'



C30425
30x30cm
12'x12'



MOSAIC
30x30cm
12'x12'



GRAMMA
50x15cm
20'x6'

TAUPE

PRIME STONE



C60426D




C1260426
60x120cm 24'x48'




C60426
60x60cm 24'x24'



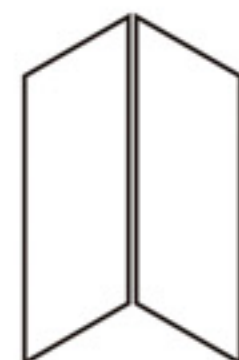
C36426
30x60cm 12'x24'



C30426
30x30cm
12'x12'



MOSAIC
30x30cm
12'x12'



GRAMMA
50x15cm
20'x6'



DARK

Technical Standard

TECHNICAL CHARACTERISTICS	STANDARD TEST METHOD	STANDARD PRESCRIBED VALUES	CHARMAGRES VALUES
MEASUREMENT AND SURFACE APPEARANCE			
LENGTH	EN ISO 10545-2	±0.6%	±0.1%
WIDTH	EN ISO 10545-2	±0.6%	±0.1%
THICKNESS	EN ISO 10545-2	±5%	±3%
TRANSMUTATION	EN ISO 10545-2	±0.5%	±0.2%
PHYSICAL PROPERTIES			
WATER ABSORPTION	EN ISO 10545-3	≤0.5%	≤0.5%
BREAKING STRENGTH	EN ISO 10545-4	≥1300N	≥1300N
MODULUS OF RUPTURE	EN ISO 10545-4	≥35N/mm ²	≥35N/mm ²
RESISTANCE TO ABRASION	EN ISO 10545-6	≤205mm ³	≤160mm ³
THERMAL EXPANSION COEFFICIENT	EN ISO 10545-8	≤9MK-1	≤7MK-1
TEMPERATURE SHOCK RESISTANCE	EN ISO 10545-9	NO DEFECTS SHOULD BE VISIBLE	DURABLE
FROST RESISTANCE	EN ISO 10545-12	NO SURFACE DEFECTS OR CRACKS SHOULD BE VISIBLE	ANTI-ICE
SLIP RESISTANCE	DIN 51130	R9-R13	≥R9
CHEMICAL PROPERTIES			
CHEMICAL RESISTANCE RESISTANCE TO HOUSEHOLD CHEMICALS AND SWIMMING POOL SALTS	EN ISO 10545-13	THERE SHOULD BE NO VISIBLE CHANGES WHEN SUBJECTED TO CHEMICALS	DURABLE
RESISTANCE TO STAINING	EN ISO 10545-14 when subjected to chemicals	THERE SHOULD BE NO VISIBLE CHANGES WHEN SUBJECTED TO CHEMICALS	NO VISIBLE DEFECTS

Packing Details

SERIES	Sizes	Pcs/Ctn	M ² /Ctn	M ² /Pit	Ctns/Pit	Kg/Pit
PRIME STONE	60x120-24'x48'	2	1.44	47.52	33	1089
	60x60-24'x24'	4	1.44	57.6	40	1240
	30x60-12'x24'	8	1.44	57.6	40	1240
	30x30-12'x12'	11	0.99	65.34	66	1406
	30x30-12'x12' Mosaic	11	0.99	65.34	66	1406