WHITE PAPER · 2026

REDIFY

COMPOSABLE COMMERCE · RETAIL INSIGHT

Composable Commerce for retail.

When to adopt it and when, instead, it's just overengineering.

A decision-making guide for CIOs and CTOs in the Home & Living sector.

TABLE OF CONTENTS

Document Structure

Nine chapters that guide CIOs and CTOs from the strategic context to the operational decision-making framework for adopting composable commerce.

1. Executive Summary 03
The architectural level and the document's thesis

2. Composable Commerce 04
Monolithic vs Headless vs Composable · Gartner Maturity · Myths

3. Business Case Analysis 08
Scalability, TCO, Time-to-Market and the two opposing scenarios

4. Business Requirements for Composable 13
Readiness, team maturity and catalog complexity

5. Architecture and Components 15
MACH principles and Packaged Business Capabilities for Home & Living

6. Implementation Strategy 19
Strangler Fig pattern, hybrid models and migration

7. ROI and Risks 21
When composable pays off and when it falls apart

8. The Redify Model 23
Readiness scorecard and decision flowchart

9. Conclusions 26
Aligning technological capabilities with business objectives

WHITE PAPER · 2026

1.Executive Summary

In today's retail landscape, and specifically in the Home & Living sector, consumer expectations are evolving at an unprecedented pace. The modern buyer demands fluid, highly personalized, and omnichannel experiences — ranging from three-dimensional visualization of furniture to the configuration of complex variants in real time, through to frictionless delivery orchestration. To support this level of technological and operational sophistication, Chief Information Officers (CIOs) and Chief Technology Officers (CTOs) constantly face a critical architectural crossroads: maintain a monolithic legacy infrastructure — reassuring but rigid — or embrace the paradigm of modular ecommerce architecture.

> **Composable commerce emerges not as a simple technological evolution, but as a profound and irreversible transformation of the corporate operating model.**

Through the assembly of independent, specialized components known as Packaged Business Capabilities (PBCs), composable commerce promises unprecedented agility, enabling organizations to select the best solutions on the market for each individual business function. However, adopting this architecture is neither a panacea nor a one-size-fits-all solution for any business context. While on one hand it offers absolute freedom from the limitations of a single vendor, on the other it introduces a degree of operational complexity, data orchestration, and technical governance that can easily translate into harmful overengineering for organizations that lack adequate digital maturity.

Strategic Success

For a multinational company in the furniture sector managing millions of product variants, localized catalogs, and hybrid B2B and B2C order flows, decomposing services becomes the only path to guaranteeing scalability and the integration of disruptive innovations, such as agentic artificial intelligence and advanced vector search.

The Risk of Overengineering

For a mid-sized retailer with a linear sales model and an exclusive focus on speed to market, implementing dozens of decoupled microservices would generate disproportionate integration and maintenance costs relative to the value produced.

This report provides an exhaustive and impartial analysis of composable commerce, calibrated specifically to the needs of decision-makers in the Home & Living sector. Global adoption cycles will be explored in detail, with a specific focus on the dynamics of composable commerce in Italy, supported by financial metrics on Total Cost of Ownership (TCO) and rigorous decision-making frameworks, such as the Redify readiness assessment model. Through in-depth analysis of MACH architectures (Microservices, API-first, Cloud-native, Headless), hybrid implementation strategies based on incremental approaches, and proactive risk management, this document aims to be a definitive guide for aligning technological capabilities with long-term business objectives.

WHITE PAPER · 2026

2.Composable Commerce

Definition and Differences: Monolithic vs Headless vs Composable

To fully understand the strategic value of composable commerce and assess its applicability within a complex organization, it is imperative to draw a clear line of demarcation between the three main architectural paradigms currently dominating the digital commerce landscape: Monolithic, Headless, and Composable. Terminological confusion between these models often leads to poor investment decisions and a misalignment between business expectations and the actual capabilities of the IT infrastructure delivered.

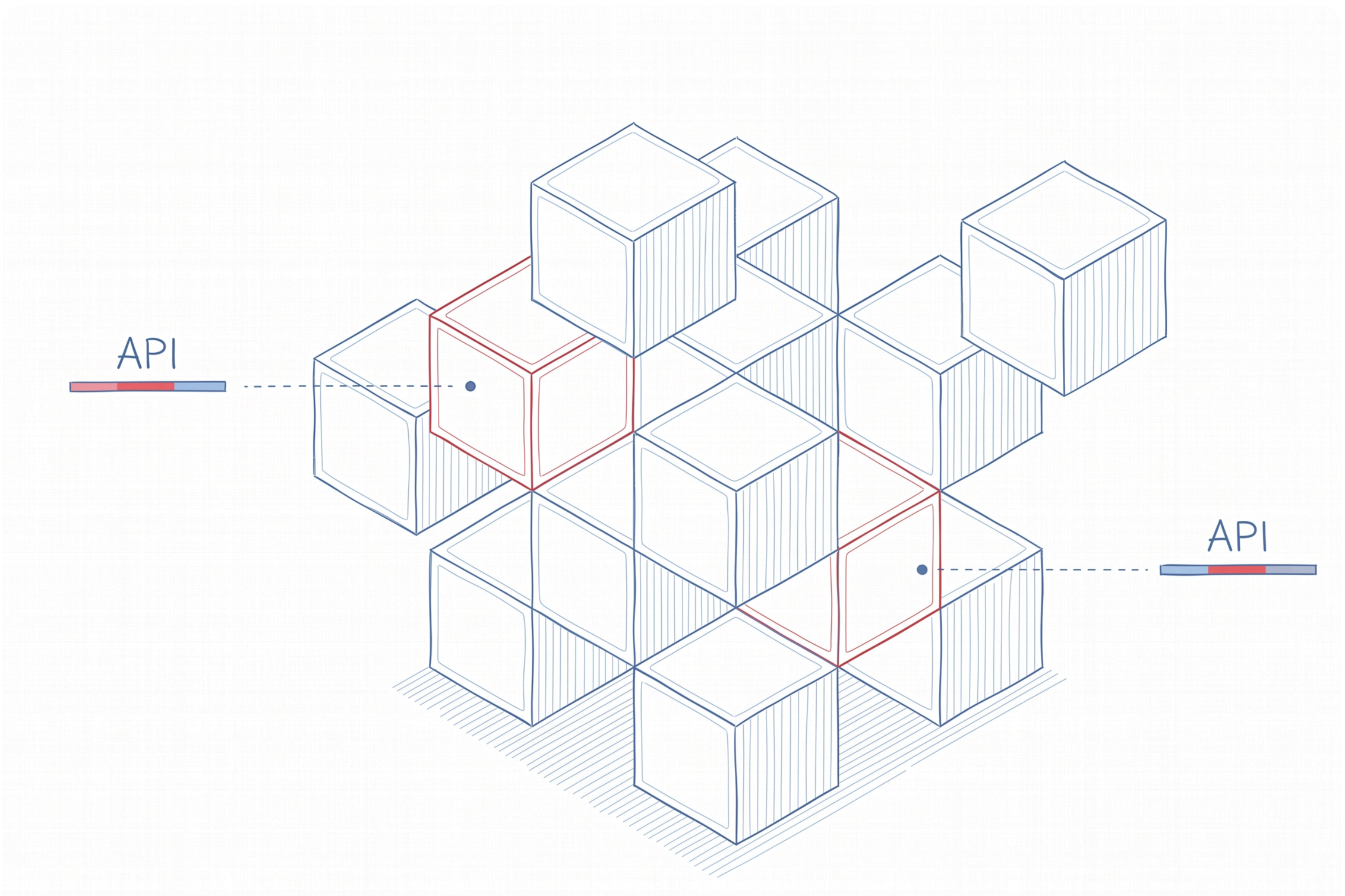

WHITE PAPER · 2026

The Three Paradigms Compared

1. Monolithic (All-in-One)

The Monolithic approach represents the traditional architecture, often referred to as 'all-in-one' or 'best-of-suite'. In this historical model, the visual presentation layer (front-end), the transactional engine (back-end managing cart, promotions, and payments), and the relational database are tightly coupled within a single, monolithic codebase, supplied and maintained by a single vendor. This monolithic structure undoubtedly offers considerable simplicity in initial implementation, a centralized administration interface, and unified governance, making it ideal for companies with standardized requirements. However, its structural rigidity severely limits business agility in the medium-to-long term. A single change to the front-end layout or the update of a specific pricing rule often requires thorough testing and the release of the entire system, creating bottlenecks in IT departments and drastically slowing time-to-market for new features.

2. Headless Commerce

The Headless architecture, in response to the limitations of the monolith, takes the first fundamental step toward flexibility by physically and logically decoupling the presentation layer (front-end) from the commerce engine (back-end). In a headless configuration, the two entities communicate exclusively through Application Programming Interfaces (APIs). This decoupling allows development teams to create personalized, fast, and highly reactive user interfaces for multiple touchpoints — websites, mobile applications, interactive in-store kiosks, wearable devices, or voice interfaces — using modern frameworks such as React, Angular, or Vue.js, without having to alter in any way the complex underlying business logic. The headless paradigm effectively solves the problem of customer experience flexibility, but it is essential to note that a headless system is not inherently modular on the back-end. Many organizations that adopt a headless approach still operate on a deeply monolithic commerce engine, inheriting the same limitations in terms of updates and scalability of internal services.

3. Composable Commerce (MACH)

Composable Commerce pushes the concept of decoupling to its maximum architectural expression. It does not merely separate the front-end from the back-end, but fragments the entire corporate technology stack into independent, modular, and highly specialized components, known in industry parlance as Packaged Business Capabilities (PBCs). Each individual PBC — whether it be the search engine, the product information management system (PIM), the checkout infrastructure, the content management system (CMS), or the promotions engine — is a 'best-of-breed' microservice selected specifically to excel in that particular business function. These heterogeneous modules communicate fluidly through advanced API orchestration, allowing the organization to replace, scale, update, or remove individual features in complete autonomy, without the risk of disrupting adjacent services or falling victim to platform-level vendor lock-in. In the composable commerce paradigm, the headless approach is an absolute prerequisite, but the revolutionary core of the model is the total modularity and independence of the back-end.

WHITE PAPER · 2026

The Gartner Hype Cycle and Market Maturity

The evolution of composable commerce and its acceptance by the enterprise market can be effectively analyzed through the academic and analytical lens of the Gartner Hype Cycle for Digital Commerce. The most recent analyses published for the 2025-2026 biennium indicate a clear and unequivocal transition of this technology from the phase of pure experimentation and inflated expectations (the so-called "Peak of Inflated Expectations") toward the "Slope of Enlightenment" and its triumphant entry into the "Plateau of Productivity".

This maturation signals a profound shift in the attitude of CIOs and CTOs. Gartner reports highlight that the technical complexity and orchestration costs associated with implementing composable technologies are now far better understood, measured, and mitigated by the market through the use of accelerators and integration platforms. The shift from a phase of technological "hype" to one of business pragmatism means that IT leaders no longer adopt composable simply to follow an industry trend, but because it offers measurable and documentable operational advantages in high-complexity business contexts.

> **Architectural composability is now considered the indispensable structural foundation for successfully integrating high-impact emerging technologies, foremost among them Generative Artificial Intelligence (GenAI) and autonomous AI agents ("Agentic AI").**

Le organizzazioni stanno imparando a riutilizzare i moduli di digital commerce, con Gartner che prevede un miglioramento del 60% nella velocità di innovazione digitale entro il 2026 per quelle aziende che hanno stabilito solidi meccanismi di riutilizzo delle tecnologie composabile.

+60%

Speed of digital innovation

Improvement forecast by Gartner by 2026 for companies with solid composable reuse mechanisms

2026

Plateau of Productivity

Expected year for composable commerce to reach full market maturity according to the Gartner Hype Cycle

The 2025-2026 Gartner Hype Cycle also highlights a crucial element: these AI agents, designed to autonomously execute complex tasks such as procurement, price optimization, and customer service, require instant and decoupled access to operational data flows. Without an API-driven modular infrastructure, the effective implementation of artificial intelligence in B2B and B2C commerce workflows is severely limited, relegating companies to a dangerous competitive disadvantage.

WHITE PAPER · 2026

Debunking Technology-First Myths

While the composable paradigm is consolidating as the de facto standard for enterprises, the market remains saturated with contradictory narratives and false myths that portray modular ecommerce architecture in a polarized way: either as a silver bullet capable of solving every business ill, or as an unsustainable financial black hole. It is the responsibility of decision-makers to deconstruct these preconceptions in order to conduct an objective evaluation based on the fit between business and technology.

Myth 1: Unmanageable Complexity

A frequently raised objection from traditional IT teams is that managing an ecosystem composed of fifteen or twenty different software vendors is an insurmountable operational and administrative nightmare. While it is undeniable that the governance of distributed services requires a higher level of organizational maturity, the overwhelming emergence of orchestration platforms (such as the Backend for Frontend pattern - BFF) and "pre-assembled composable commerce" solutions provided by high-level system integrators has drastically reduced the operational burden. In reality, complexity has not increased — it has simply shifted: from forced adaptation and the development of "spaghetti" code within an obsolete monolith, to the formal management of contracts and API interfaces.

Myth 2: Enterprise Exclusivity

Until a few years ago, it was believed that only Fortune 500 giants had the capital and engineering teams required to implement and maintain a MACH architecture. Today, the landscape has radically changed. With the constant lowering of entry barriers, the widespread adoption of multi-tenant SaaS models based on actual consumption, and the standardization of API connectors, mid-market companies and fast-growing brands can adopt and integrate individual Packaged Business Capabilities incrementally, without the need for prohibitive capital expenditures (CapEx).

Myth 3: The Higher Cost

If one evaluates only the aggregate licensing cost and the first-year implementation investment, composable commerce appears undeniably more expensive than purchasing a single license for a monolithic suite. However, when the financial analysis is extended to the Total Cost of Ownership (TCO) over a 3-5 year horizon, the picture reverses. By eliminating the astronomical costs of massive multi-year replatforming cycles, the expenditures for suite features that are included but never used, and the revenue losses due to system downtime, composable consistently proves to be the financially superior choice for dynamic companies.

3.Business Case Analysis

The crux of the strategic debate in choosing a new ecommerce infrastructure for the retail sector lies in the delicate balance between the desire for unlimited long-term scalability and the organization's tolerance for increased short-term operational complexity. Monolithic platforms are historically optimized for the "speed to first revenue" metric; they allow companies to launch an online store in extremely short timeframes, leveraging predefined templates and with initially minimal operational and maintenance overhead.

However, the real test comes when the business encounters success. As the business expands — introducing new geographic markets with different tax regimes, implementing hybrid B2B/B2C sales logic, or launching extremely complex visual product configurators, an absolute necessity in the Home & Living sector — the monolith inevitably begins to show its deep structural cracks. The continuous addition of extreme customizations and code patches on a monolithic system creates an unsustainable technical debt that, over time, paralyzes the company's ability to innovate.

> In the composable model, each individual service scales in a completely independent manner. During extreme seasonal traffic peaks, such as Black Friday or the launch of an exclusive design collection, the cloud infrastructure automatically allocates additional resources exclusively to the microservice under stress.

Composable architecture addresses growth in a diametrically opposite way. It requires, as a prerequisite, a significant initial investment in terms of design time, architectural configuration, orchestration of data flows between systems, and the definition of rigorous API contracts. The dividend of this initial complexity, however, is unlimited scalability. The scalability guaranteed by composable is not solely infrastructural in nature, but extends to the organizational dimension: different product teams can work on and release updates simultaneously across different functions — the marketing team updates the CMS while the logistics team implements new rules in the OMS system — without creating mutual blockages or cross-dependencies.

WHITE PAPER · 2026

Total Cost of Ownership (TCO) Analysis

The Total Cost of Ownership (TCO) represents the definitive and undeniable decision-making framework for evaluating the validity of an investment in digital platforms. Comparing only the first-year software license costs inevitably leads to misleading conclusions, as vendors of monolithic platforms are structurally inclined to conceal future integration costs, the burden of maintaining custom code, and above all, the enormous opportunity costs tied to slow time-to-market.

Monolithic TCO

The trajectory of the Monolithic TCO is typically flat and predictable in the very early years of adoption, dominated by base licensing costs, which are often tied to business metrics such as Gross Merchandise Value (GMV). However, costs spike exponentially starting from the third or fourth year of the platform's life. This spending peak is caused by the need to apply forced and complex version updates, the maintenance of code that has been heavily and haphazardly customized to work around the system's native limitations, and the looming prospect of a full replatforming ("rip-and-replace") — an operation notoriously costly, risky, and traumatic for the business.

Composable TCO

The cost curve of the Composable TCO follows an inverted trajectory. Initial costs (Year 1) are undeniably high. They include licenses from multiple specialized SaaS vendors, system integration costs for implementing orchestration middleware, the ground-up development of a custom headless front-end, and rigorous quality assurance (QA) testing at scale. The strength of the composable model becomes evident in subsequent years: the marginal cost of managing scale and innovation decreases dramatically. Long-term maintenance costs collapse, as updates to individual features are handled in the background by their respective cloud-native SaaS providers, without requiring service interruptions or massive internal resource allocations.

ⓘ This shifts the conversation from the traditional TCO to the **"Total Cost of Change" (TCC):** how much does it cost the company to respond to a market change? In the composable model, the TCC is infinitely lower.

Regarding **Time-to-Market (TTM)**, the dynamic follows a similar pattern. The initial implementation of a composable architecture requires developement timelines that are physiologically longer compared to activating a pre-packaged monolithic template. However, once the base infrastructure is established, the company gains an unmatched iteration speed. Adding a new payment method, integrating an AI-powered recommendation engine, or launching a new brand in a foreign market can happen in weeks rather than quarters — delivering a decisive competitive advantage in fast-evolving sectors such as furniture retail.

WHITE PAPER · 2026

Vendor Lock-in Mitigation

The Lock-in Problem

A fundamental pillar of the business case for modular ecommerce architecture is the mitigation of "vendor lock-in" — that is, the total contractual and technological submission to a single software provider. In traditional architectures, the vendor controls the entire digital value chain of the company. If a specific feature of the suite (for example, the internal search engine) proves to be outdated or underperforming, the company is forced to passively wait for the vendor's development roadmap, losing valuable conversions in the meantime.

The Composable Solution

Composable commerce breaks this monopoly. By fragmenting the stack into independent microservices connected via API, the company regains technological sovereignty. If the search service provider no longer meets business requirements, it can be disconnected and replaced with a superior competing solution in a fraction of the time, without the checkout system, the catalog, or the front-end suffering the slightest repercussion.

Freedom of Choice

Best-of-breed selection for every function

Rapid Substitution

Vendor replacement with no impact on the system

Technological Sovereignty

Full control over the digital roadmap



WHITE PAPER · 2026

The Two Scenarios: When Composable Works vs When It's Not Needed

The implementation of composable commerce is not a dogma, but a strategic choice that must be fully justified by a high level of business model complexity. The analysis of two contrasting scenarios perfectly illustrates this dichotomy.

Scenario 1

When Composable Is the Perfect Choice

Let's examine an Italian enterprise company that is a leader in the Home & Living sector. The organization operates internationally across fifteen different markets, manages a portfolio of multiple brands, and owns a monumental product catalog characterized by millions of SKUs and interdependent variants (fabrics, modular dimensions, finishes, made-to-order custom configurations). The distribution strategy is hybrid, simultaneously covering B2B channels (wholesalers, architects, distributors) and B2C (direct end consumers). To maintain its leadership, the company wants to implement augmented reality (AR), real-time high-fidelity 3D configurators, and AI-based visual search functionality. In this scenario of extreme sophistication, a monolith would inevitably collapse under the weight of the customizations required to support such features. Adopting composable commerce allows the company to integrate a specialized enterprise-grade PIM for complex data modeling, a cloud-native 3D configuration engine, and an ultra-scalable checkout system. This decomposition unifies the omnichannel experience, ensures unmatched performance, and fully justifies the initial orchestration costs.

Scenario 2

When Composable Is NOT Needed

Now let's consider a small-to-medium furniture retailer, strongly rooted at the local level and focused exclusively on the Italian domestic market. The business model is a straightforward B2C retail operation, with a catalog of standardized products that require no dynamic configurations or user-driven customizations. The organization has no internal software engineering team, is unfamiliar with advanced DevOps practices, and operates on a strictly limited IT budget. The company's absolute priority is to go online within a few weeks to start generating its first cash flows. In this specific context, adopting composable commerce would represent a catastrophic and extremely costly overengineering mistake. A modern monolithic SaaS platform (such as Shopify Plus or BigCommerce Enterprise) or a basic headless solution will deliver significantly faster results at an infinitely lower TCO. Choosing simplicity will allow the company to concentrate its scarce financial resources on high-revenue-impact activities, such as digital marketing and customer acquisition, rather than getting bogged down managing a needlessly complex IT infrastructure.

WHITE PAPER · 2026

Architecture Comparison Table

To summarize the business implications discussed, the following comparative table outlines the pros and cons of the three main architectures, offering a compass for the decision-making process.

DECISION CRITERIA	MONOLITHIC (LEGACY / ALL-IN-ONE)	HEADLESS (MONOLITH BACKEND)	COMPOSABLE (MACH)
TIME-TO-MARKET (INITIAL)	EXCELLENT. FAST LAUNCH VIA PRE-BUILT TEMPLATES.	MODERATE. REQUIRES CUSTOM FRONT-END DEVELOPMENT.	SLOW/MODERATE. REQUIRES DEEP API INTEGRATION AND ORCHESTRATION.
FLEXIBILITY & AGILITY	LOW. CHANGES ARE COMPLEX AND IMPACT THE ENTIRE SYSTEM.	MEDIUM. THE USER INTERFACE IS FLEXIBLE, BUT LIMITED BY THE RIGID BACK-END LOGIC.	VERY HIGH. INDEPENDENT AND PAINLESS REPLACEMENT OF EACH INDIVIDUAL COMPONENT.
VENDOR LOCK-IN	HIGH. TOTAL DEPENDENCY ON A SINGLE VENDOR'S TECHNOLOGY ROADMAP.	PARTIAL. REDUCED DEPENDENCY ON THE FRONT-END, BUT STILL HIGH ON THE CORE BACK-END.	LOW. MAXIMUM FLEXIBILITY IN SELECTING, COMBINING, AND REPLACING THE MOST SUITABLE VENDORS FOR THE CONTEXT.
OPERATIONAL SCALABILITY	LOW/MEDIUM. THE HARD CEILING IS DICTATED BY THE MAXIMUM CAPACITY OF THE SUITE.	MEDIUM. THE FRONT-END IS HIGHLY SCALABLE; THE BACK-END REMAINS THE BOTTLENECK.	EXCELLENT. EACH INDIVIDUAL PACKAGED BUSINESS CAPABILITY (PBC) SCALES INDEPENDENTLY AND ELASTICALLY.
FIT FOR HOME & LIVING (CATALOGS)	INADEQUATE FOR ADVANCED 3D CONFIGURATORS AND MULTI-DIMENSIONAL PIM MANAGEMENT.	GOOD FOR ADVANCED VISUAL PRESENTATIONS AND FLUID USER JOURNEYS.	EXCELLENT. NATIVE AND DEEP INTEGRATION OF BEST-OF-BREED PIM SYSTEMS AND 3D ENGINES.
TCO TRAJECTORY (3–5 YEARS)	EXPONENTIAL GROWTH DRIVEN BY CUSTOMIZATIONS AND UPGRADE COSTS.	MODERATE GROWTH (SUM OF CUSTOM UI COSTS + BACK-END LICENSES).	HIGH INITIAL CAPITAL INVESTMENT (CAPEX), BUT STRONGLY DECREASING MARGINAL OPERATING COST (OPEX) OVER TIME.

WHITE PAPER · 2026

4.Business Requirements for Composable

The transition to a modular ecommerce architecture must never be downgraded to a purely IT project; it represents, in its essence, a profound and irreversible evolution of the entire organization's operating model. Before unlocking and approving the substantial initial investments required, CTOs and CIOs have a fiduciary duty to conduct a rigorous "Readiness Assessment" to objectively measure the organization's level of maturity.

> **The success of composable commerce depends as much on the technology as on the people and processes that govern it.**

The Readiness Assessment and Organizational Maturity

The adoption of MACH principles requires an organization to make a dramatic cultural leap: it must stop thinking like a passive "buyer of pre-packaged platforms" and start operating like a "digital product developer."

Pillar 1

Tech Team Maturity

Orchestrating a composable ecosystem requires first-rate engineering expertise. The organization must be prepared to hire, train, or already have professionals with deep competencies in API-first architectures, microservices development, data flow orchestration, and mastery of modern front-end development frameworks (such as React, Next.js, or Vue.js). Above all, the company must have internalized solid DevOps practices. The implementation of mature Continuous Integration and Continuous Deployment (CI/CD) processes, rigorous API version governance, and the use of distributed monitoring tools (observability) are non-negotiable requirements to ensure that the inevitable fragmentation of the system does not translate into dangerous operational blindness during outages.

Pillar 2

Change Management and Organizational Maturity

The operational autonomy granted to the various business units is undoubtedly one of the most celebrated advantages of composable commerce, but this freedom requires crystal-clear governance to avoid descending into anarchy. For example, the marketing team — historically accustomed to the reassuring "What You See Is What You Get" (WYSIWYG) visual interfaces of legacy monoliths — will need to be trained to operate within a Headless CMS, an environment that cleanly separates raw data management from its visual presentation. The absolute alignment of executive leadership, the creation of cross-functional teams (squads), and the promotion of a corporate culture deeply oriented toward agility and continuous experimentation are determining factors in transforming the technology investment into a tangible competitive advantage.

WHITE PAPER · 2026

Volumes, Integrations, and Catalog Complexity in the Home & Living Sector

Analyzing the specific characteristics of the Home & Living sector, it becomes clear that product catalog management is often the primary and most urgent driver pushing companies toward composable commerce. Unlike consumer electronics or fast fashion, furniture products have an intrinsically complex taxonomy. A single furniture item, such as a modular sofa, can generate tens of thousands of unique combinations (varying by number of modules, type of fabric, color, leg style, and additional accessories).

Moreover, the operational implications extend to logistics management. Warehouse Management Systems (WMS) and Order Management Systems (OMS) must handle the delivery of bulky furniture items (often referred to as “white-glove delivery”), a process that requires highly specific integrations, dynamic calculation of shipping costs based on the actual volumetric weight, and rigorous end-to-end traceability across the entire supply chain.

If a company relies heavily on complex legacy ERP systems, hosted on-premise and lacking modern API connectors, the technical effort required for integration will increase exponentially, introducing latency risks and budget overruns.



Therefore, before embarking on the composable journey, it is essential to conduct a thorough audit of your integration footprint. In such cases, it will be necessary to develop and maintain substantial layers of custom middleware to enable smooth translation and communication between the legacy infrastructure and the new, high-speed cloud microservices, introducing further risks of latency and budget overruns.

WHITE PAPER · 2026

5.Architecture and Components

The technical and conceptual framework that underpins and enables the promises of composable commerce is rigorously founded on the four **MACH** principles. Understanding this architecture is essential for CTOs who must guide the infrastructure transition.

M — Microservices

The system abandons the single-application logic in favor of individual business functions that are logically and physically autonomous. Each microservice (for example, the tax calculation engine, review management, or the cart infrastructure) is developed, deployed, scaled, and updated independently from the others, minimizing the risk of cascading failures.

A — API-first

All functionalities, without exception, are exposed and made accessible through Application Programming Interfaces (APIs). APIs act as a standardized connective tissue, ensuring perfect interoperability between heterogeneous systems developed in different programming languages, thereby facilitating real-time data exchange.

C — Cloud-native

The ecosystem's applications are not simply "hosted" in the cloud — they are natively designed to fully exploit its potential. By leveraging multi-tenant SaaS (Software as a Service) models, they offer virtually unlimited elastic scalability, enterprise-grade security standards, and above all, continuous and invisible updates that are released without requiring manual interventions or service interruptions.

H — Headless

This refers to the total and definitive decoupling of the user interface (the front-end, or "head") from the logical systems and back-end databases. This principle is the cornerstone for guaranteeing the company the indispensable omnichannel flexibility, enabling the creation of tailored experiences for every device without platform constraints.

WHITE PAPER · 2026

Business Capabilities: The Best-of-Breed Composable Stack for Home & Living

If the MACH principles provide the engineering foundations, the business value of modular ecommerce architecture is realized through the selection and orchestration of individual "Packaged Business Capabilities" (PBCs). For a brand or retailer operating in the complex Home & Living sector, composing an ideal stack focuses on optimizing the following strategic macro-areas.

When Composable Is the Perfect Choice

In a sector where detail makes all the difference, the PIM represents the beating heart of operations. A composable-native PIM acts as a single source of truth, centralizing millions of product attributes. It enriches core technical data (exact dimensions, weights, PDF assembly manuals, material sustainability certifications) and enables their automated syndication across a multitude of channels (proprietary e-commerce platforms, international marketplaces, B2B digital catalogs, and printed materials). This extreme architectural flexibility prevents vendor lock-in and dramatically accelerates the management and updating operations of vast and complex catalogs.

Visual Commerce and 3D Configurators

Consumers purchasing furniture online need to overcome an enormous psychological barrier: the impossibility of physically touching and evaluating the product. Advanced real-time visual customization tools (Visual Commerce) allow users to configure modular sofas, kitchens, and custom furniture directly in the browser, rotating them 360 degrees and visualizing them in their own living room via augmented reality (AR). This technology eliminates purchase anxiety, dramatically increasing conversion rates and cutting the costly logistics of return management. In the composable paradigm, the configurator's APIs interface in real time with pricing systems (CPQ — Configure, Price, Quote) to instantly recalculate quotes every time the customer selects a premium fabric or a different wood finish.

AI-Powered Search Engine (AI Search / Vector Databases)

The product discovery experience is undergoing a revolution. Beyond traditional keyword-based search (keyword-matching), modern Artificial Intelligence supports complex long-tail conversational queries (for example, 'find a blue velvet armchair with a Scandinavian design that matches my geometric rug') and direct searches via image upload. Vector databases at the core of these engines analyze the pixels of uploaded images and restore perfect aesthetic matches from the company catalog — a factor that determines success or failure in the interior design sector, where aesthetics reigns supreme.

Headless CMS e Digital Experience Platforms (DXP)

High-end furniture is not sold by displaying simple technical spec sheets, but through visual inspiration and immersive storytelling. A headless Content Management System (CMS) allows creative teams to manage rich multimedia content, interior design editorial guides, interactive lookbooks (the "Shop the Room" feature), and immersive virtual reality experiences. The CMS instantly and simultaneously distributes this content to any front-end of the e-commerce platform via API, without minimally affecting the site's transactional performance or requiring the intervention of the IT department.

Order Management System (OMS)

If the front-end sells the promise, the OMS must deliver on it. In the furniture sector, a specialized OMS is absolutely critical for orchestrating complex logistics: it must manage inventory distributed across multiple warehouses, coordinate in-store pickup ("click-and-collect" for smaller items), handle direct drop-shipping from manufacturers for custom-made furniture, and govern the complex multi-product order fulfillment logic, where different items from the same room have profoundly variable procurement and delivery lead times.

WHITE PAPER · 2026

Case Study: Examples of Composable Home & Living Stacks

The effectiveness of these architectures is not purely theoretical; numerous global sector leaders have already demonstrated, with data in hand, the undeniable validity of this approach.

Serena & Lily

A prestigious design-oriented luxury interiors brand that chose to abandon its monolithic system, which had become incapable of handling the complex variants of custom-made furniture. By adopting a composable architecture, the company integrated product configurators capable of withstanding enormous volumes of simultaneous permutations, successfully unifying the high-quality in-store experience with the digital one in a consistent manner.

Burrow

A digitally native brand that has fully leveraged composability to optimize the complex direct-to-consumer shipping flows and to power the visual configurators of their iconic modular sofas, demonstrating how composability can be adopted even by young and agile brands.

Wovenbyrd

Managed to untangle itself from a hyper-complex, unstable, and poorly assembled infrastructure to create finally fluid and profitable conversion journeys, demonstrating how the composable transition can resolve structural performance and conversion problems.

Porta Möbel

In the European landscape, the strategic adoption of the MACH model by the German furniture giant has generated stunning results: an impressive 660% increase in digital revenues and a remarkable 297% improvement in the conversion rate, definitively demonstrating the transformative and scalable impact of composability when executed with rigor.

+660%

Digital Revenue

Increase recorded by Porta Möbel after adopting the MACH model

+297%

Conversion Rate

Improvement in the conversion rate for Porta Möbel post-composable implementation

6.Implementation Strategy

Phased Approach and the "Strangler Fig" Pattern

The epochal shift from a consolidated monolithic ecosystem to an agile yet complex composable infrastructure does not necessarily need to — and indeed, for risk management reasons, never should — take the form of a dangerous "Big Bang" leap into the unknown, where the old system is shut down and the new one switched on simultaneously. Field experience demonstrates that the most financially and operationally successful implementations rely rigorously on an iterative approach.

> **The most recommended engineering strategy adopted by industry experts is the so-called "Strangler Fig pattern" (the strangler fig model). Just as the strangler fig in nature progressively wraps around its host tree, feeding and growing until it completely replaces it, technology organizations implement individual composable solutions one at a time, gradually enveloping the legacy infrastructure.**

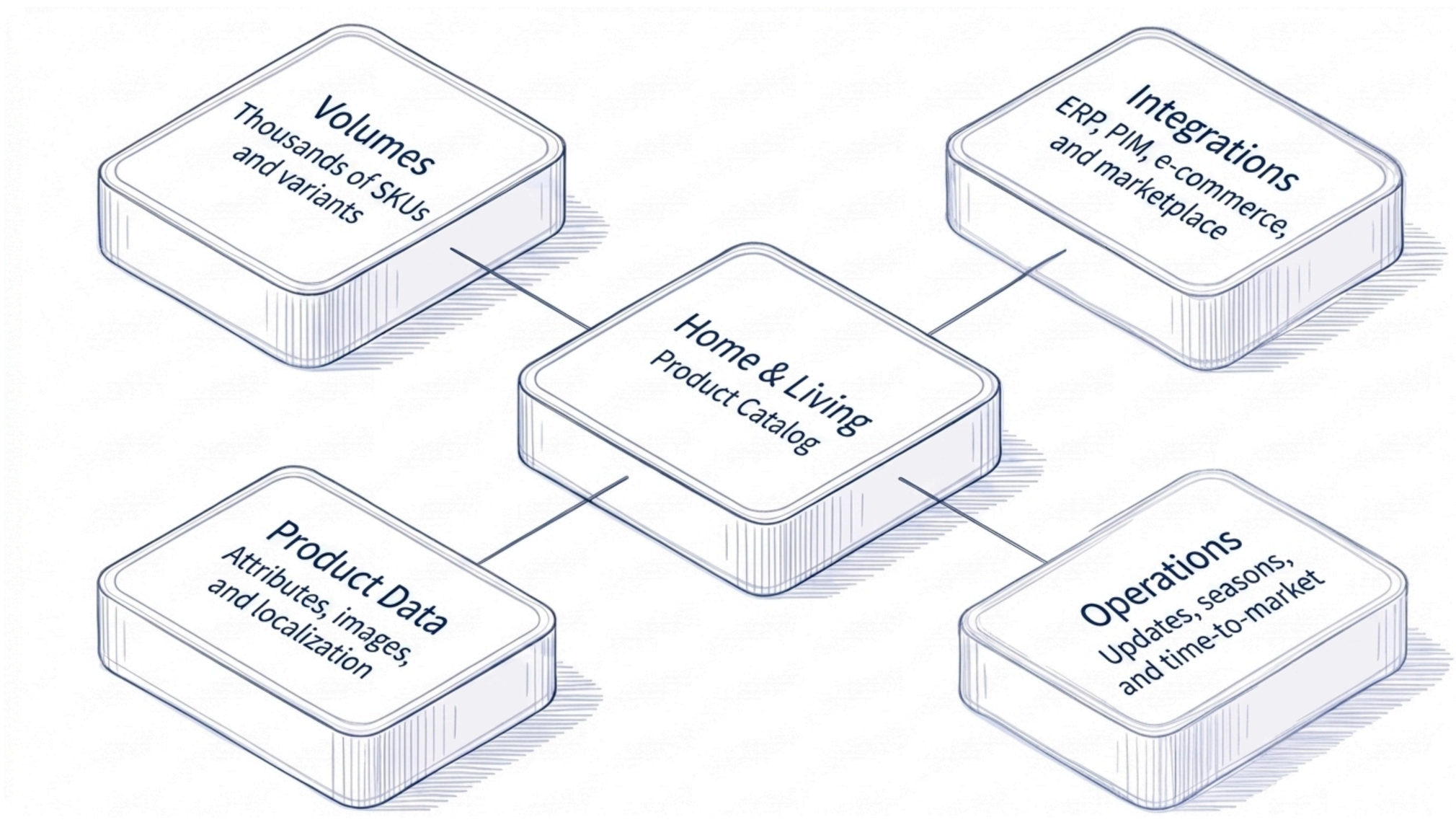

The core of the old monolith is kept alive and continues to handle main transactions and customer data in the background. Meanwhile, a powerful orchestration layer (typically an API Gateway or a BFF layer) acts as a traffic director, progressively and invisibly rerouting calls toward the new microservices as they are carefully tested and certified for production use.

This methodical process reduces business downtime to an absolute minimum, allowing the company to avoid losing revenue during the transition and to achieve rapid "time-to-value" by surgically targeting first the most urgent and painful "weak points" for the business.

WHITE PAPER · 2026

Hybrid Models and Migration from the Monolith

For a large number of business realities, the transition does not involve the immediate adoption of the entire MACH spectrum, but begins pragmatically by decoupling only the presentation layer.

A Headless approach is therefore implemented on top of an already existing and proven back-end commerce platform (such as Adobe Commerce or Salesforce Commerce Cloud).

The use of a hybrid **model allows** companies to seamlessly combine next-generation, ultra-fast, headless front-end experiences with traditional non-headless storefronts, all managed within the same IT ecosystem.

The recommended strategic migration path involves surgically identifying and giving absolute priority to "High-Impact Use Cases" (high financial-impact use cases).

Phase 1

Headless Front-end

If business metrics clearly indicate that conversion is being hindered by a cumbersome and slow user experience on mobile devices, the initial investment will focus without hesitation on the development of a dedicated headless front-end and on the integration of an optimized, frictionless checkout microservice.

Phase 2

Back-end Dismantling

Only in a second phase — when the data volume complexity, advanced logistics requirements, or international expansion ambitions make it inevitable — will the progressive dismantling of the monolithic database proceed in favor of highly specialized back-end microservices.

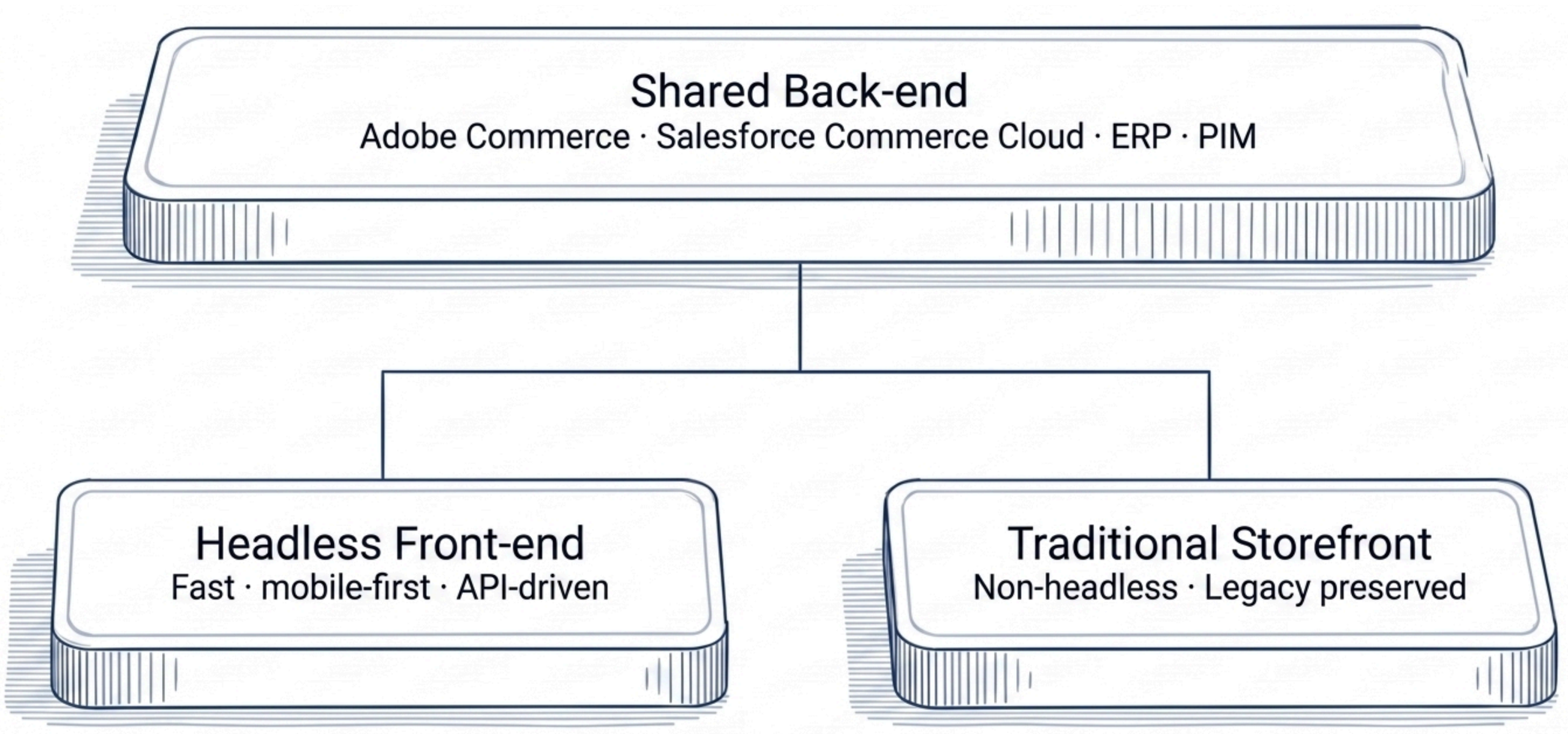

WHITE PAPER · 2026

7.ROI and Risks

When Composable Pays Back the Return on Investment (ROI)

The economic justification underpinning the adoption of a modular ecommerce architecture is founded on a profound shift in perspective within IT financial evaluation models: the transition from the simple calculation of total cost of ownership (TCO) to the analysis of the "Total Cost of Change" (TCC) and the monetization of market agility. Composable commerce generates a solid, defensible, and measurable ROI specifically in those contexts where the company has a vital need to release constant technological innovations to survive the competition. While implementing a new feature in a monolithic environment could literally require months of exhausting testing to prevent catastrophic system regressions, in the composable model the architectural isolation of components reduces development cycles and release times from entire quarters to a handful of hours.

ROI Area 1

Conversion Increase and AOV

This increase is mathematically guaranteed by the delivery of hyper-performant front-end experiences, characterized by razor-sharp page latency and excellent "core web vitals" metrics. Added to this is the seamless integration of hyper-personalized product recommendations based on advanced AI algorithms, which **58% of early adopters** identify as the primary driver of Customer Experience improvement.

ROI Area 2

Reduction of Operating Costs (Opex)

Despite the physiological increase in subscription license costs for the multiple SaaS solutions involved, the massive reduction in costs related to physical server maintenance, combined with the enormous savings derived from cutting code development times and bug resolution, more than compensates for the initial structural expenditures.

ROI Area 3

Avoidance of Replatforming Cycles

The permanent elimination of the frightening necessity of rebuilding the entire ecommerce ecosystem every five years guarantees invaluable long-term financial stability. The level of maturity reached by these solutions is unequivocal: the very high CIO satisfaction rate, evidenced by effective ROI achievement rates oscillating between **84% and a peak of 93%** in the retail sector alone, definitively confirms the efficacy of the MACH model for companies operating at high complexity.

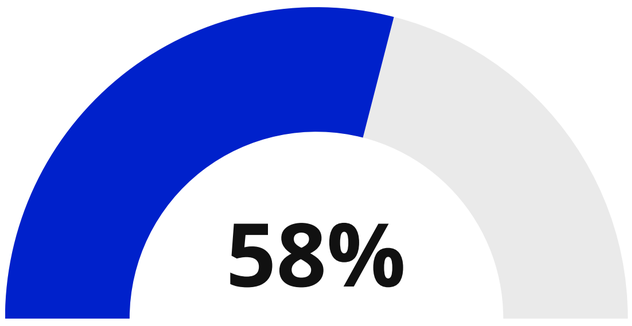

Early Adopters

dentify AI personalization as the primary driver of CX improvement

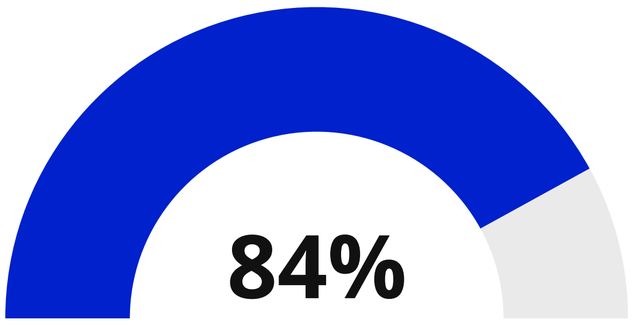

Minimum ROI

Minimum effective ROI achievement rate in the retail sector

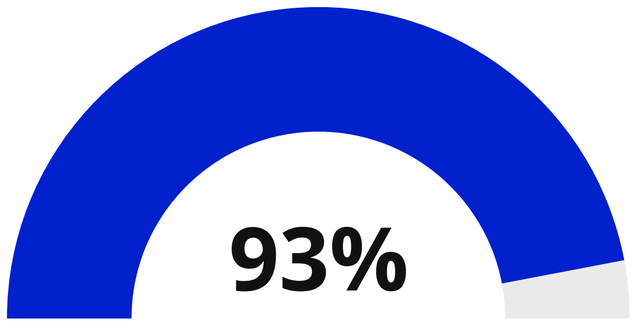

Maximum ROI

Peak ROI achievement recorded in the retail sector for MACH architectures

WHITE PAPER · 2026

The Risks of Excessive Complexity

Alongside the enormous and well-documented growth potential, the structural risks intrinsic to this model must not be underestimated or ignored in any way. Composable commerce can rapidly degenerate into a technological and administrative nightmare if implemented for the wrong reasons or in an organizationally immature context. The primary risks, constantly monitored by analyst firms, include:

Fragmentation and Vendor Sprawl

Managing an ecosystem composed of a myriad of microservices means orchestrating a proliferation of software contracts, misaligned billing cycles, and Service Level Agreements (SLAs) from dozens of different vendors. This adds a heavy administrative, legal, and procurement burden, requiring the establishment of a rigorous and expert Vendor Management function.

Infrastructure Latency (Integration Overhead)

Contrary to the false myth that composable is always faster, if the API orchestration and data topology are not designed in an engineeringly impeccable manner, the excessive network calls between microservices — the phenomenon known as "over-fetching" — required to load a single page can generate bottlenecks and negatively impact the performance perceived by the end user.

Skill Gaps

Designing, implementing, and maintaining healthy event-driven architectures and complex cloud-native microservices requires the employment of highly qualified software engineers and DevOps experts. Such professional profiles are notoriously costly and statistically difficult to attract and retain in today's hyper-competitive technology labor market.

⊗ Composable commerce can rapidly degenerate into a technological and administrative nightmare if implemented for the wrong reasons or in an organizationally immature context.

8.The Redify Readiness Model

To concretely support CIOs and CTOs in a choice of such strategic significance for the company's future, it is imperative to abandon gut instincts and rely on a rigorous, data-driven decision-making framework. The "Readiness Assessment," inspired by the methodological evaluation ecosystem of specialized partners like Redify (active in e-commerce transitions and data analysis) and by global e-commerce architecture best practices, operates through a weighted analysis across multiple operational and economic dimensions. This diagnostic tool objectively evaluates whether a company is truly ready to sustain the complex logic of the composable model.

Checklist and Decision Flowchart (Readiness Scorecard)

The framework invites technology leaders to evaluate each dimension on a weighted scale: Low complexity (Low Score, monolith-oriented) vs High complexity (High Score, composable-oriented).

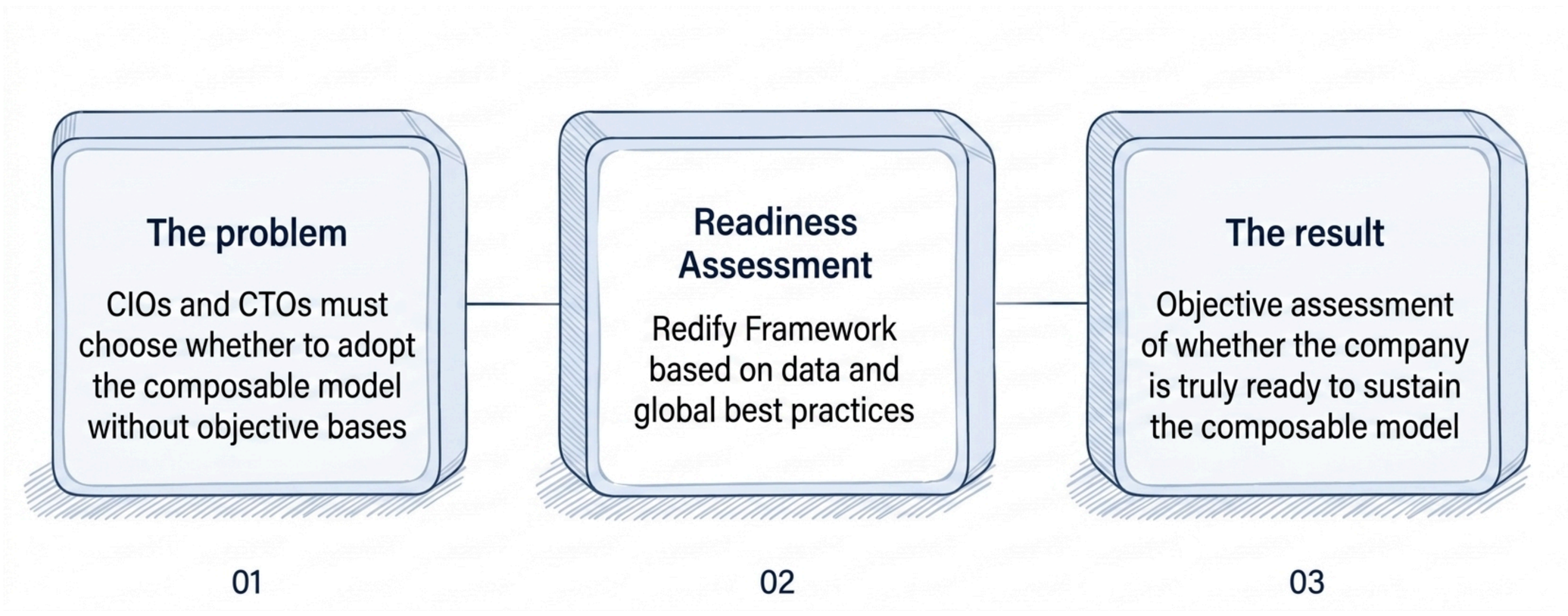

Intuitions → Framework → Informed Decision

WHITE PAPER · 2026

1. Business Model and Catalog Analysis

Business Complexity

The first dimension concerns the complexity of the business model and the product catalog.

Multifaceted Business Model

Is the business model multifaceted and does it actively involve multiple interconnected flows (e.g. direct B2C, B2B distributor networks, B2B2C, integration with global Marketplaces)?

Multi-Country Operations

Is there extensive multi-country operations with complex regulatory requirements for currency, local tax calculation, dynamic price lists, and localized multilingual catalogs?

Home & Living Catalog Complexity

Does the product catalog (an absolute critical factor in the Home & Living sector) present highly complex technical configuration logic, dynamic commercial bundles, real-time 3D rendering needs, or advanced Augmented Reality (AR) integration?

Analytical Outcome: If the answers to these questions are predominantly affirmative, the structural rigidity of the traditional monolith will inevitably become a lethal bottleneck for revenue growth.

2. Integration Audit

Integration Footprint

Native API Support of Pre-existing Systems

Do the pre-existing information systems and the integrations absolutely necessary for business continuity (ERP systems, PIM, logistics WMS, CRM platforms, Loyalty programs) natively support modern API architectures and up-to-date protocols (such as REST or GraphQL)?

Data Orchestration for AI Agents

Is there an urgent strategic need to orchestrate enormous volumes of real-time customer behavioral data to feed autonomous Artificial Intelligence agents or predictive personalization engines?

Analytical Outcome: The adoption of the composable paradigm thrives exclusively in technologically open ecosystems. If the vital backend infrastructure is outdated, rigid, and based on closed on-premise architectures, the financial and technical effort for integration will increase enormously, stretching project timelines and suggesting a more cautious and incremental approach.

3. Technological and Organizational Maturity

Engineering & Cultural Maturity

Internal Engineering Team

Does the company currently have a sufficiently mature internal engineering team, supported by deep familiarity and hands-on expertise in DevOps practices, automated CI/CD flows, microservices architecture design, and automated code testing protocols?

Agile Corporate Culture

Is there a corporate culture, promoted by executive leadership, capable of managing an agile organizational transition — one in which control over processes and releases shifts fluidly from the traditional central IT department to individual business units for their respective areas of competence (e.g. marketing teams manage the interfaces, sales teams manage the pricing logic)?

Analytical Outcome: The structural absence of internal engineering capabilities or the lack of solid and lasting partnerships with highly specialized System Integrators represents the definitive "red flag." In the absence of these prerequisites, launching a composable architecture project is destined to fail or to generate unmanageable technical debt.

WHITE PAPER · 2026

9.Framework Decision Conclusions

Based on the responses collected through the scorecard, three distinct architectural paths emerge.

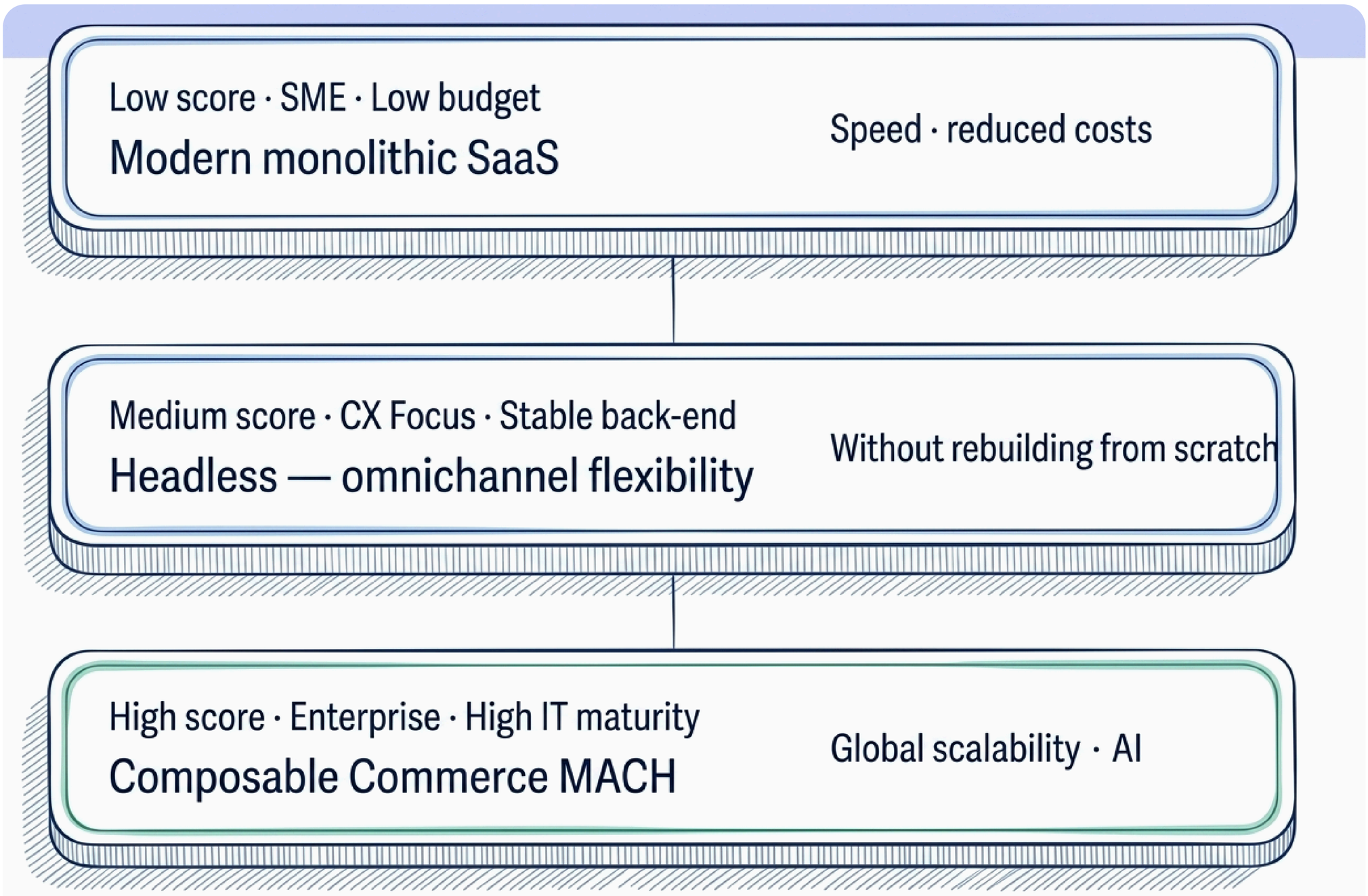

Low Score → Monolithic SaaS

Adopting a modern Monolithic Software-as-a-Service (SaaS) will deliver optimal results in terms of implementation speed and drastically reduced management costs. In this quadrant, composable represents serious and unjustified technological overengineering.

Medium Score → Headless Commerce

The Headless Commerce model represents the "excellent middle ground." This approach guarantees the absolute flexibility of a personalized omnichannel user interface, without forcing the company to bear the costs and risks of rebuilding complex and stable back-end transactional logic.

High Score → Composable MACH

The substantial initial investment in Composable Commerce is amply justified by future returns. The radical adoption of MACH principles will unlock the ability to scale globally without technical limitations, guaranteeing the supreme flexibility necessary to dominate the market, reduce the Total Cost of Change, and promptly integrate the artificial intelligence technologies of the future.

WHITE PAPER · 2026

Strategic Conclusion

> **For the retail sector and in particular for the Home & Living segment in Italy — a market where aesthetics, precision, and innovation converge — the adoption of modular ecommerce architecture should never be dictated by the fleeting pressures of technological hype.**

On the contrary, it must represent the calibrated and unavoidable response to the real demands of business agility and the categorical imperative of delivering to consumers excellent, scalable, and continuously evolving purchasing experiences.

Phased Approach and the "Strangler Fig" Pattern

On the contrary, it must represent the calibrated and unavoidable response to the real demands of business agility and the categorical imperative of delivering to consumers excellent, scalable, and continuously evolving purchasing experiences.

The Next Step

Through the in-depth analysis of MACH architectures, hybrid implementation strategies based on incremental approaches, and proactive risk management, this document aims to serve as a definitive guide for aligning technological capabilities with long-term business objectives. The time to act is now: the market does not wait.

Launch the Readiness Assessment

Define the Roadmap

Select the Partners

WHITE PAPER · 2026

Works cited

1. Europe Retail Analytics Market - Trends, Size & Industry Analysis 2031 - Mordor Intelligence, accessed April 30, 2026, https://www.mordorintelligence.com/industry-reports/europe-retail-analytics-market-industry
2. Unified Retail Commerce Platform Market Size 2025-2034 - CMI, accessed April 30, 2026, https://www.custommarketinsights.com/report/unified-retail-commerce-platform-market/
3. European Retail eCommerce - International Trade Administration, accessed April 30, 2026, https://www.trade.gov/european-retail-ecommerce
4. Over 70% of Retailers Lose at Least 5% Operating Margin to In-Store Inefficiencies, According to New Study from Coresight Research and Simbe, accessed April 30, 2026, https://www.simberobotics.com/about/newsroom/over-70-of-retailers-lose-at-least-5-operating-margin-to-in-store-inefficiencies-according-to-new-study-from-coresight-research-and-simbe
5. Deconstructing silos to discover savings: The end-to-end ... - McKinsey, accessed April 30, 2026, https://www.mckinsey.com/industries/retail/our-insights/deconstructing-silos-to-discover-savings-the-end-to-end-excellence-playbook-for-retailers
6. 2025 Unified Commerce Benchmark for Specialty Retail | Manhattan, accessed April 30, 2026, https://www.manh.com/our-insights/resources/research-reports/retail-benchmark
7. Unified Commerce vs Omnichannel: Key Differences for B2B Success - OroCommerce, accessed April 30, 2026, https://oroinc.com/b2b-ecommerce/blog/unified-commerce-vs-omnichannel/
8. Defining unified commerce vs omnichannel commerce - Cart.com, accessed April 30, 2026, https://cart.com/blog/unified-commerce-vs-omnichannel
9. Unified Commerce Explained for Retail Operations - Olabi, accessed April 30, 2026, https://www.olabi.ooo/blog/unified-commerce-explained-for-retailers/
10. The Unified Commerce Platform for Global Retailers | New Black, accessed April 30, 2026, https://newblack.io/
11. Retail, aumentano gli investimenti nel digitale - Food, accessed April 30, 2026, https://www.foodweb.it/2025/02/retail-aumentano-gli-investimenti-nel-digitale/
12. Spreco alimentare in Italia: dati aggiornati e soluzioni concrete (2025), accessed April 30, 2026, https://scadenzealimenti.app/blog/spreco-alimentare-italia-2025/
13. 5 retail trends shaping the way we shop in 2025 - Adyen, accessed April 30, 2026, https://www.adyen.com/knowledge-hub/retail-trends
14. Adyen Index 2025: Retail Report, AI launch release, accessed April 30, 2026, https://www.adyen.com/press-and-media/adyen-index-retail-report-ai
15. Retail report 2025 - The Adyen Index, accessed April 30, 2026, https://www.adyen.com/index-reports/retail
16. What is GMROI, and What Does it Mean for Your Retail Inventory? - ShipBob, accessed April 30, 2026, https://www.shipbob.com/blog/gmroi/

17. Return On Investment (Roi) - Lark, accessed April 30, 2026, https://www.larksuite.com/en_us/topics/retail-glossary/return-on-investment-roi
18. Unified Commerce Versus Omnichannel Commerce: What's the Difference? - Metapack, accessed April 30, 2026, https://www.metapack.com/blog/unified-commerce-versus-omnichannel-commerce-whats-the-difference/
19. Future-Ready Retail: Your Unified Commerce Implementation Checklist, accessed April 30, 2026, https://www.flipkartcommercecloud.com/unified-commerce-checklist
20. How to tell if you are truly operating in unified commerce or still stuck in omnichannel, accessed April 30, 2026, https://commerce.orisha.com/blog/difference-unified-commerce-omnichannel/
21. How unified commerce is transforming retail - Deloitte Digital, accessed April 30, 2026, https://www.deloittedigital.com/us/en/insights/perspective/unified-commerce-transforming-retail.html
22. Why retailers should move toward unified commerce - LivePerson, accessed April 30, 2026, https://www.liveperson.com/blog/omnichannel-to-unified-commerce/
23. Change management in retail that actually sticks - Voyado, accessed April 30, 2026, https://voyado.com/resources/blog/change-management-in-retail/
24. How Effective Retail Inventory Management Boosts Profitability - itemit, accessed April 30, 2026, https://itemit.com/retail-inventory-management/
25. What is Unified Commerce? Definition + Tips for ASEAN & Southeast Asia | Salesforce AP, accessed April 30, 2026, https://www.salesforce.com/ap/commerce/unified-commerce/
26. What Is an Order Management System? Software and Features (2026) - Shopify, accessed April 30, 2026, https://www.shopify.com/enterprise/blog/order-management-system-oms
27. Understanding the Order Management Process Flow | Shipium, accessed April 30, 2026, https://hub.shipium.com/content/order-management-process/
28. Unified Commerce: Bringing your omnichannel offering to the next level - Deloitte, accessed April 30, 2026, https://www.deloitte.com/cz-sk/en/Industries/consumer/perspectives/unified-commerce.html
29. Calzedonia Case Study on People Counting System - Sensormatic, accessed April 30, 2026, https://www.sensormatic.com/resources/cs/2019/calzedonia
30. Omnichannel strategy and unified commerce: The Future of connected retail, accessed April 30, 2026, https://commerce.orisha.com/omnichannel-strategy-unified-commerce/
31. When the Supply Chain is global: the Calzedonia case - IUNGO, accessed April 30, 2026, https://www.iungo.com/wp-content/uploads/2019/11/CASE-Calzedonia_ENG.pdf
32. Calzedonia Customer Story - Lectra, accessed April 30, 2026, https://www.lectra.com/sites/default/files/2020-11/calzedonia-customer-story-en%20%282%29.pdf
33. Calzedonia Group Grows eCommerce Across 30 Global Markets - Highstreet.io, accessed April 30, 2026, https://highstreet.io/en/resources/case-studies/calzedonia-group/

34. Return On Investment (Roi) - Lark, accessed April 30, 2026, https://www.larksuite.com/en_us/topics/retail-glossary/return-on-investment-roi
35. Unified Commerce Versus Omnichannel Commerce: What's the Difference? - Metapack, accessed April 30, 2026, https://www.metapack.com/blog/unified-commerce-versus-omnichannel-commerce-whats-the-difference/
36. Future-Ready Retail: Your Unified Commerce Implementation Checklist, accessed April 30, 2026, https://www.flipkartcommercecloud.com/unified-commerce-checklist
37. How to tell if you are truly operating in unified commerce or still stuck in omnichannel, accessed April 30, 2026, https://commerce.orisha.com/blog/difference-unified-commerce-omnichannel/
38. How unified commerce is transforming retail - Deloitte Digital, accessed April 30, 2026, https://www.deloittedigital.com/us/en/insights/perspective/unified-commerce-transforming-retail.html
39. Why retailers should move toward unified commerce - LivePerson, accessed April 30, 2026, https://www.liveperson.com/blog/omnichannel-to-unified-commerce/
40. Change management in retail that actually sticks - Voyado, accessed April 30, 2026, https://voyado.com/resources/blog/change-management-in-retail/
41. How Effective Retail Inventory Management Boosts Profitability - itemit, accessed April 30, 2026, https://itemit.com/retail-inventory-management/
42. What is Unified Commerce? Definition + Tips for ASEAN & Southeast Asia | Salesforce AP, accessed April 30, 2026, https://www.salesforce.com/ap/commerce/unified-commerce/
43. What Is an Order Management System? Software and Features (2026) - Shopify, accessed April 30, 2026, https://www.shopify.com/enterprise/blog/order-management-system-oms
44. Understanding the Order Management Process Flow | Shipium, accessed April 30, 2026, https://hub.shipium.com/content/order-management-process/
45. Unified Commerce: Bringing your omnichannel offering to the next level - Deloitte, accessed April 30, 2026, https://www.deloitte.com/cz-sk/en/Industries/consumer/perspectives/unified-commerce.html
46. Calzedonia Case Study on People Counting System - Sensormatic, accessed April 30, 2026, https://www.sensormatic.com/resources/cs/2019/calzedonia
47. Omnichannel strategy and unified commerce: The Future of connected retail, accessed April 30, 2026, https://commerce.orisha.com/omnichannel-strategy-unified-commerce/
48. When the Supply Chain is global: the Calzedonia case - IUNGO, accessed April 30, 2026, https://www.iungo.com/wp-content/uploads/2019/11/CASE-Calzedonia_ENG.pdf
49. Calzedonia Customer Story - Lectra, accessed April 30, 2026, https://www.lectra.com/sites/default/files/2020-11/calzedonia-customer-story-en%20%282%29.pdf
50. Calzedonia Group Grows eCommerce Across 30 Global Markets - Highstreet.io, accessed April 30, 2026, https://highstreet.io/en/resources/case-studies/calzedonia-group/

51. Order Management System & OMS Solutions | Manhattan Associates, accessed April 30, 2026, https://www.manh.com/solutions/omnichannel-software-solutions/order-management-system
52. A Five-Step Framework For Creating Sales Readiness - Forbes, accessed April 30, 2026, https://www.forbes.com/councils/forbescommunicationscouncil/2021/11/05/a-five-step-framework-for-creating-sales-readiness/
53. What is unified commerce? A complete 2026 guide - Maropost, accessed April 30, 2026, https://maropost.com/blog/what-is-unified-commerce-a-complete-guide

REDIFY

Technology **is not the strategy.** It's the multiplier.

Composable, headless or monolithic the right choice is the one aligned with the real complexity of your business. Redify helps you choose, not sell.

INSIGHTS

redify.co/insights

Composable Commerce

EDITION

v1.0 · 2026

English edition