Issue 10

NETFLIX

Family MAGAZINE



Stickers • Activities • Stories • Puzzles • Crafts & More!

In the spotlight
Alex Woo



One of my favorite things to do as a kid was to wake my brother up in the middle of the night and annoy him with accounts of my weird and crazy dreams. He still remembers the one where a dolphin was helping me with my math homework.

Don't worry. My therapist doesn't know what it means either.

Dreams have always fascinated me. Why do we have them? Where do they come from? What do they tell us about ourselves? Making this movie gave me the chance to explore those questions in the most fun and fantastical ways I could imagine.

The film takes us through surreal dreamscapes, filled with spectacular visuals and hilarious, out-of-this-world characters. But at its heart, it's a grounded, emotional story about two siblings finding their way through a world that doesn't always make sense.

I made this movie with the belief that the best way through is with an open heart — that sometimes we need to let go of what we dream life *should be*, and hold on to life as it *actually is*.

I hope you enjoy **IN YOUR DREAMS**, and that it inspires you and your family not only to dream big, but to find joy in all of life's weird and crazy moments — because even when it's messy, it's beautiful.

Sweet dreams!

Alex, *Director, In Your Dreams*





Share your kids' creations!

Send us snapshots of your kids' Netflix Family Magazine masterpieces! We might feature them in our next issue, NetflixFamily.com, or our social media channels.

Thanks for sharing your moments with us!



Stories with all your favorite characters from Netflix Family Magazine are now playing on Netflix!

Parents and caregivers, scan here to submit your little's artwork!

NETFLIX Family

Issue No. 10 • November 2025

NETFLIX

Editors-in-Chief:
Kristen Khoo
Megan Sayers Chapham
Michaela Leeser

Brand Design:
Angela Iannarelli

Child Development Consultant:
Christine Ricci

DIRECT MESSAGE STUDIO

Editorial & Production:
Nicholas Rispoli
Briane Odom

Design:
Robbie Landsburg
Brady Comerford
Phong Tran

JUDY O PRODUCTIONS, INC.

Printing, Fulfillment, & Mailing:
Judy Ostarch

Editorial Offices:
Netflix | 5808 W. Sunset Blvd.
Los Angeles, CA 90028-6607

Email:
netflixfamily@netflix.com

Copyright ©2025 Netflix
All Rights Reserved.

No part of this publication may be reproduced, distributed, or transmitted in any form or by any means, including photocopying, recording, or other electronic or mechanical methods, without the prior written permission of the publisher.

Netflix Family Magazine is published multiple times per year.
ISSN: 2837-5750 (print)
ISSN: 2837-5769 (online)

Presorted Standard postage paid at Stevens Point, Wisconsin 54481

To subscribe to Netflix Family Magazine, change your address, or for other customer services needs, please contact us at:

Online:
NetflixFamily.com

Write:
Netflix (Attn: Netflix Family)
5808 W. Sunset Blvd.
Los Angeles, CA 90028-6607

The National Parenting Center Seal of Approval

Sign up for your free copy of Netflix Family Magazine at www.NetflixFamily.com

DreamWorks Gabby's Dollhouse © 2025 DreamWorks Animation LLC. All rights reserved.

Jurassic World Franchise © 2025 Universal City Studios LLC and Amblin Entertainment, Inc. TV Series © 2025 DreamWorks Animation LLC. All Rights Reserved.

© Moonbug

Blippi, Blippi's Job Show and all related trademarks and characters™ & © 2025 Moonbug Entertainment. All Rights Reserved.

© & TM Spin Master Ltd. All rights reserved.

DreamWorks The Bad Guys © 2025 DreamWorks Animation LLC. All Rights Reserved.

© 2025 ABD Ltd/Hasbro/HCPL Ltd.

Barbie Mysteries: Beach Detectives © 2025 Mattel

TM and © 2025 Sesame Workshop

SUSTAINABLE FORESTRY INITIATIVE Certified Sourcing
www.sfiprogram.org
SFI-01060

Please recycle this magazine

What's Inside

Younger Kids



4 **Spot What's Different!**
Dr. Seuss's Red Fish, Blue Fish

6 **Amazing Mazes!**
Blippi's Job Show

7 **Let's Move!**
The Creature Cases

8 **Let's Match!**
Gabby's Dollhouse

10 **Let's Celebrate Our Differences!**
Dr. Seuss's The Sneetches

12 **Hide-and-Seek**
Dr. Seuss's Horton!

14 **Count and Circle**
CoComelon Lane

15 **Let's Color!**
Sesame Street

Older Kids

16 **Roll a Mystery Story**
Barbie Mysteries: Beach Detectives

18 **Let's Make It! Dream Journal**
In Your Dreams

20 **Escape from Twitlandia**
The Twits

21 **Word Search**
Jurassic World: Chaos Theory

22 **Code Quest!**
Unicorn Academy

24 **Meet the Bad Guys!**
The Bad Guys: Breaking In

25 **Word Unscrambler**
In Your Dreams





Look for us online!
NetflixFamily.com

Dr. Seuss's RED FISH BLUE FISH

Spot What's Different!

Help Red Fish, Blue Fish play this game.
The pictures look close but not the same.



HINT:

Take a peek and you might see — something red turned blue in the tree!





SCOREBOARD

5 differences ..... Good!

8 differences ..... Great!

10 differences ..... Excellent!



HINT:

Use your eyes to look around, in the sky and on the ground!

ANSWER KEY:
1. Windsock is flipped; 2. Tree bunch is a different color; 3. Porthole window is missing; 4. House on the hill is missing; 5. Two windows are on the roof; 6. Anchor on rope is missing; 7. Front door colors are swapped; 8. Red and Blue Fish are here; 9. Rock is missing; 10. Mailbox is missing.

Blippi's JOB SHOW

Amazing Mazes!



Help Blippi find today's Job of the Day! Follow the maze, read the clues, and guess the jobs. Meet Meekah at the end to discover the Job of the Day!

START

1

"I wake up early to work the land. I grow food with my own two hands! I care for animals and drive a big tractor."

Who am I?

_____



2

"I zoom through space in a rocket ship. I float, explore, and take big trips!"

Who am I?

_____





3

"I twirl and leap, then spin on my toe. I move to the music wherever I go!"

Who am I?

_____



4 Job of the Day!

"I wear a helmet and drive a red truck. I spray water when the flames go up!"

Who am I?

_____

FINISH!



ANSWER KEY: 1. Farmer; 2. Astronaut; 3. Dancer; 4. Firefighter (Job of the Day).

Let's Move!



RUN like Kit, zoom in place
Lift your knees, pick up the pace!



JUMP with Sam, leap to the sky
Like a snow leopard, give it a try!



STRETCH like a Kea, wings out wide
Hold your arms and show your pride!



BALANCE like a Capybara, steady and still
One leg up, you've got the skill!

Let's Match!

It's Opposite Day! Help Opposite Cat match the picture with its opposite.



NIGHT



COLD



FEW



CURLY HAIR SUE



HOT



MANY



STRAIGHT HAIR SAL



DAY

ANSWER KEY: 1. Opposite of night – day; 2. Opposite of few – many; 3. Opposite of hot – cold; 4. Opposite of Straight Hair Sal - Curly Hair Sue.

Now color in the straight and the curly lines to make each look very different.



TIP:
Use different colors for each design to make them really stand out!



STRAIGHT HAIR SAL

CURLY HAIR SUE



Let's Celebrate Our Differences!



Stella has a star, and Pearl a moon.
They felt too different, but that changed soon.
They ran in the sand and played in the sun.
And found that having differences adds to the fun!



Stella **Pearl**

Now, celebrate what makes you special!

My favorite things to do are...

_____

_____

_____

When I'm being kind, I feel...

_____

_____

_____

The 3 things I love about myself are...

1 _____

2 _____

3 _____

Draw your own belly symbol!

Find and color all the stars and moons!

Why is your symbol important to you?

_____

_____

_____

Dr. Seuss's HORTON!

Hide-and-Seek

Horton and his friends are playing hide-and-seek in the Jungle of Nool! Can you help Horton find them all?



HINT:

Did you look behind the trees?



HINT:

Do you see Horton's best friend, Samson?



Horton

Horton's Friends



Greta



Samson



McKenna



Leo



Alligator



Willow



Papa Zeezoom

Count & Circle

Count the sea creatures with JJ and Cece!
Then circle the number that shows
how many there are!



A Sea slugs



How many sea slugs?

1 2 3 4 5 6 7 8

B Crabs



How many crabs?

1 2 3 4 5 6 7 8

C Sea stars



How many sea stars?

1 2 3 4 5 6 7 8

Counting is fun,
when counting
one by one!



ANSWER KEY: sea slugs – 2; crabs – 4; sea stars – 6



Let's Color!

Elmo is reading his book.
Can you color the whole picture?



Roll a Mystery Story

Grab a dice and unlock the clues to a mysterious adventure!
Roll to get your character, setting, and thing.

Circle your results for each roll

1ST ROLL CHARACTER	 Barbie "Brooklyn"	 Barbie "Malibu"	 Ken	 Marcus	 William	You Choose
2ND ROLL SETTING	Fun House	Beach Bonfire	Illusionist's Stage	Food Stands	Festival Grounds	You Choose
3RD ROLL THING	Tetragon	Crystal Ball	Moon Dial	Beach Buggy	Cotton Candy Machine	You Choose

Read through the story and roll for each missing adjective, noun, or verb.

Keep rolling!

ADJECTIVE	wacky	sneaky	sparkly	baffling	spooky	You Choose
NOUN	speedboats	helicopter	shoes	headphones	sunglasses	You Choose
VERB	hide	wiggle	dig	zoom	investigate	You Choose

The Case of the Missing [THING]

It started like any other beach day at the Malibu Beach Bash. [CHARACTER] was [VERB (+ING)] near the [SETTING] when they realized their [THING] was gone! People in the [SETTING] froze like [NOUN (PLURAL)] • [CHARACTER] knew it wasn't an accident.

Then, a(n) [ADJECTIVE] sound was heard behind the tents.

[CHARACTER] [VERB (PAST TENSE)] and saw a(n) [ADJECTIVE] figure [VERB (PAST TENSE)] with the [THING] in hand.

[CHARACTER] [VERB (PAST TENSE)] and then, in a bold move, blocked the way with (a) [NOUN] • The crowd gasped. [CHARACTER] held up the [THING] with a(n) [ADJECTIVE] cheer. Beach day saved!



Scan this code to print and make your own dice

Let's Make It!

DIY Dream Journal

Eco Tip!
Reuse brown paper bags as pages for your journal



Supplies:
- Sheets of paper
- Cardstock (for the cover)
- String (about 2–3 ft)
- Hole punch
- Scissors

Optional:
Markers, stickers, stamps, or anything you want to decorate your journal with

1



Start by folding 10–20 sheets of paper in half to make your journal pages.

2



Use a hole punch to make 3 to 5 holes along the folded edge on the left side of the pages. This is where your string will go.

3



Cut two pieces of cardstock to match your pages for the front and back covers, then punch holes in the same spots so everything lines up.

4



Cut a long piece of string to weave through the holes and tie at the end. Make sure it's long enough to go in and out of each hole.

5



Stack your pages between the covers, thread the string through the holes, and tie it tight.

6



Decorate your cover to make it yours, and don't forget to write your name. Now your journal is ready to hold your dreams!



Ask an adult to help you with this project

DREAM JOURNAL CRAFT AND PHOTOGRAPHY BY BRIANE ODOM AND BRADY COMERFORD

Date: _____

My Dream Journal

Use this page as inspiration to decorate your dream journal!

Last night I dreamed that...

Did something from real life sneak into my dream?
Think about your day before bedtime!

My dream made me feel...
Circle as many as you want or add your own.

Happy | Calm | Sad | Angry | Worried | _____



If my dream was a movie, it would be called...

The part I remember the most was...

Scan here for more *In Your Dreams* fun on YouTube!

Escape from Twitlandia

Help Beesha and Bubsy free the Muggle-Wumps before the tricky Twits cook them into pie!



Start











End

Word Search

The dino experts are back! Help the Cretaceous crew track down 9 dinosaur names as they race to uncover the truth.

JURASSIC WORLD CHAOS THEORY

S I P O X W T M R O S E Z A R P D O Z N
T F S A T R O C I R A P T O R O I F Q N
G G J M A M V S F B F R R H P B L L D Y
O X B Z O O V A E S U I R A D R O M P L
D I G K T O Z H F G C F Z A E O P M Z K
P H M M U W T N C S O V Z A Y B H U X O
T U A H B S W H Q B Y Z J J Z J O N C O
J G U K I X O N I D D Z A D H Y S D S R
C D V V O H I O W E W L E H P G A A R B
A N K Y L O S A U R U S U D K P U A Y S
W C K J B M V K E E M P L A O Y R P Y H
U F T E B U M P Y D F W W P H G U Q H S
G I G A N O T O S A U R U S U H S U T P
Q Y R O N J O L E D H W U M D O U A R O
V V M A U T I Z L R I I B X L S T Y E B
J U K M D N A I F Z Z B G T O T Z S X B
X S B N A V D K B V N K E Q D U I X U K
W A L L O S A U R U S U E N Z O W I T S



BEWARE

1. TREX
2. GIGANOTOSAURUS
3. BUMPY
4. SMOOTHIE
5. GHOST
6. ALLOSAURUS
7. ANKYLOSAURUS
8. ATROCIRAPTOR
9. DILOPHOSAURUS

BONUS!

BEN
BROOKLYNN
DARIUS
KENJI
YAZ
SAMMY



Code Quest!



The Winter Solstice holds a seasonal secret! Match each symbol to its letter and write your decoded answer in the blank to reveal the hidden fact.

COMPLETE THE SENTENCE

Winter Solstice is when Earth tilts furthest from the sun, making it...



KEY



ANSWER KEY: The shortest day of the year.

1 Design your own code.

Now it's your turn! Choose a simple symbol for each letter, then draw them in the boxes below to create your own secret code!

A	B	C	D	E	F	G	H

I	J	K	L	M	N	O	P	Q

R	S	T	U	V	W	X	Y	Z

2 Create your own secret message!

What will you write? A winter wish, a message to your unicorn, or a fact you learned?

TIP!
Leave a blank space in between words

3 Challenge a friend!

Can someone else crack your code?



Meet the Bad Guys!



WOLF

The smooth-talking leader of the group. Mr. Wolf is always dreaming up big plans and wants to prove that bad guys can do good.



SNAKE

A grumpy, sarcastic guy who's also a master escape artist. He acts tough, but deep down he cares more than he lets on.



TARANTULA

The brains behind the tech. Also known as "Webs," she's fast, fearless, and can hack into anything. Don't mess with her keyboard skills!



PIRANHA

The muscle of the group and the most unpredictable! He's fiery, impulsive, and not afraid to charge into trouble... even if he doesn't have a plan.



SHARK

A master of disguise! Mr. Shark is big, strong, and surprisingly sensitive. He loves dressing up and fooling everyone with his costumes.

Create Your Own Bad Guy!

What's your Bad Guy's name?

What animal is your Bad Guy?



What's their special power or talent?

Draw your Bad Guy!

What makes them a great part of the team?



IN YOUR DREAMS

Word Unscrambler



These sleepy words got all mixed up!
Can you unscramble them to reveal the real word?

GIVE IT A SHOT!

1. EMARD



2. TIMBEDE

3. HWSI

4. LURBEMS



5. SMAADNN



6. NGHITAMER



BONUS

UYO CNA EMADR TI, OUY NCA OD TI

ANSWER KEY: 1. DREAM; 2. BEDTIME; 3. WISH; 4. SLUMBER; 5. SANDMAN; 6. NIGHTMARE; BONUS: YOU CAN DREAM IT, YOU CAN DO IT.

HELPFUL TIP: Cut off the back cover before cutting out your craft.

Cut out and dress up your very own Peppa Pig paper doll!

Ask an adult to help you cut out this craft

Scan here to play dress up with Peppa Pig on YouTube







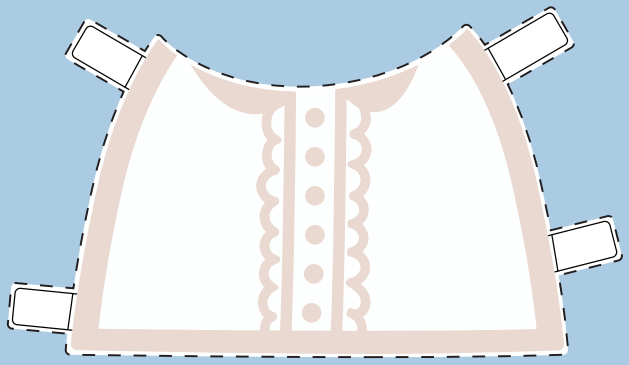





Fold solid lines

Cut dotted lines

Stand →

NETFLIX
Family
MAGAZINE
3+

Netflix
5808 W. Sunset Blvd.
Los Angeles, CA 90028-6607

©2025 Netflix
All rights reserved.
www.NetflixFamily.com

Peppa Pig



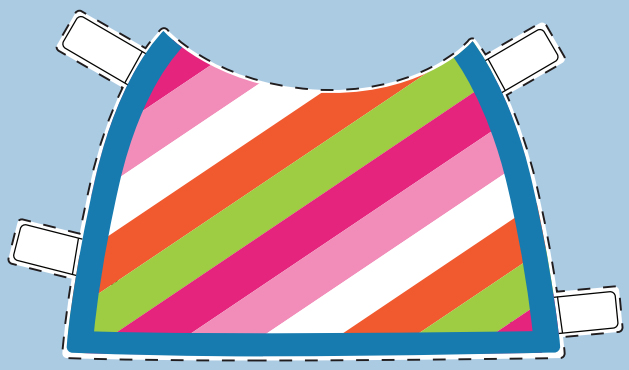

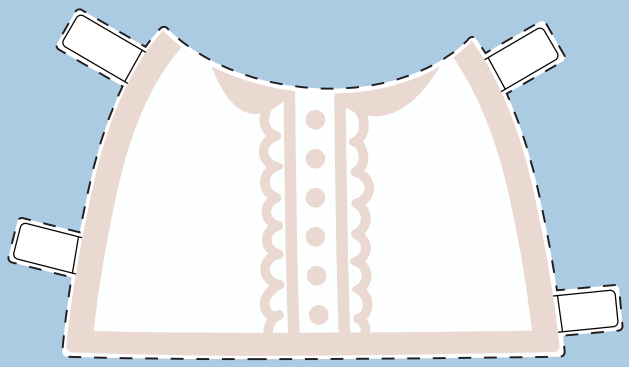





← Stand

Fold solid lines

Cut dotted lines

USA/11/25