Issue 7

NETFLIX

Family MAGAZINE



Gabby's Dollhouse

Jurassic World: Chaos Theory

Saving Bikini Bottom: The Sandy Cheeks Movie

MORE FRIENDS INSIDE!

Crafts & More • Puzzles • Stories • Adventures • Stickers

Letter from the Editor



The very first time we took our then 15-month-old twin daughters on a flight, my partner and I spent the night before preparing those “sorry for the noise” bags to hand out to nearby passengers. I like to think that those earplugs and candy bars made a difference during the bouts of wailing, but there’s no way to know for sure.

Ten years later, our tweens have their own night-before-travel rituals. They’ll select which shows to download ahead of a flight or long car ride or which games and magazines to stick in their already overstuffed backpacks (the one you’re holding remains a favorite; we’re not biased). It’s a relief to no longer have to spend flights guessing if the screaming means hunger or a wet diaper. We now engage with them in more nuanced and complex discourse, like, “Why can’t I have my phone?” and “But you said yes last time!” An improvement … right?

Wherever your adventures take you, from your living room to the other side of the world, we hope these pages bring joy to your family. As for mine, you’ll find us watching and rewatching ULTRAMAN: RISING this summer. The kids love the action, but I’m hoping that witnessing the challenges of raising a 35-foot-tall, fire-breathing baby kaiju is prompting them to realize how maybe — just maybe — parents can have it rough too sometimes! Regardless, these family movie moments are always a reminder to savor every minute of togetherness. In the blink of an eye, they’ll be full-grown kaiju, ready to leave the nest and take on the world.



From our Netflix family to yours,

Olivier Mouroux

Share your kids’ creations!

Send us a snapshot of your kid’s Netflix Family Magazine masterpiece! It can be a craft or coloring page from any issue. We might just include it in one of our magazines or feature it on our website or social media channels.

Thanks for sharing your moments with us!



Stories with all your favorite characters from Netflix Family Magazine are now playing on Netflix!

Parents and caregivers, scan here to submit your little’s artwork!

NETFLIX Family

Issue No. 7 • July 2024

Editors-in-Chief:
Kristen Khoo
Megan Sayers Chapham

Brand Design:
Noah Nathan
Angela Iannarelli

Guest Editor:
Olivier Mouroux, Kids & Family Team at Netflix

Child Development Consultant:
Christine Ricci

Design, Editorial, and Production:
Direct Message Studio

Magazine Production:
Judy O Productions, Inc.

Editorial Offices:
Netflix | 5808 W. Sunset Blvd.
Los Angeles, CA 90028-6607

Email:
netflixfamily@netflix.com

Copyright ©2024 Netflix
All Rights Reserved.

No part of this publication may be reproduced, distributed, or transmitted in any form or by any means, including photocopying, recording, or other electronic or mechanical methods, without the prior written permission of the publisher.

Netflix Family Magazine is published multiple times per year.
ISSN: 2837-5750 (print)
ISSN: 2837-5769 (online)
Printed by NGS, Appleton, WI
Presorted Standard postage paid at Stevens Point, Wisconsin 54481

To subscribe to Netflix Family Magazine, change your address, or for other customer services needs, please contact us at:

Write:
Netflix (Attn: Netflix Family)
5808 W. Sunset Blvd.
Los Angeles,
CA 90028-6607

Online:
NetflixFamily.com

The National Parenting Center Seal of Approval

Sign up for your free copy of Netflix Family Magazine at www.NetflixFamily.com

©2024 Pokémon. ©1997–2023 Nintendo, Creatures, GAME FREAK, TV Tokyo, ShoPro, JR Kikaku. TM, ®, and character names are trademarks of Nintendo.

Hot Wheels Let’s Race © 2024 Mattel

Gabby’s Dollhouse © 2024 DreamWorks Animation. All Rights Reserved.

Jurassic World franchise © 2024 Universal City Studios LLC and Amblin Entertainment, Inc. TV Series © 2024 DreamWorks Animation LLC. All Rights Reserved.

CoComelon Lane © 2024 Moonbug Entertainment Ltd

Dee & Friends in Oz ©Brown Bag Films Unlimited Company. Dee & Friends and logo are trademarks of Brown Bag Films Unlimited Company. Used under license.

Peppa Pig created by Mark Baker and Neville Astley © 2022 ABD Ltd/Ent. One UK Ltd/Hasbro

© 2024 Viacom International Inc. All rights reserved. Nickelodeon, SpongeBob SquarePants and all related titles, logos, and characters are trademarks of Viacom International Inc. SpongeBob SquarePants created by Stephen Hillenburg.

© & TM Spin Master Ltd. All rights reserved.

SUSTAINABLE FORESTRY INITIATIVE Certified Sourcing
www.sfiprogram.org
SFI-01060

Please recycle this magazine

What's Inside



NETFLIX jr.

4 **What Comes Next?**
Gabby's Dollhouse

5 **Color by Number!**
Peppa Pig

6 **Spot What's Different!**
CoComelon Lane

8 **Let's Make It With Micah!: Picture Frame**
Hot Wheels Let's Race

10 **Amazing Mazes!**
Dee & Friends in Oz

11 **Draw and Color!**
Bad Dinosaurs

12 **First Morning Routine**
Wonderoos

14 **Stretch and Move!**
Spirit Rangers

NETFLIX AFTER SCHOOL

15 **Word Search**
Pokémon Horizons: The Series

16 **Jurassic Journey**
Jurassic World: Chaos Theory

18 **Roll Your Destiny**
Avatar: The Last Airbender

20 **Silly Songwriting**
Thelma the Unicorn

21 **All About Me**
Geek Girl

22 **Slides and Lassos**
Saving Bikini Bottom: The Sandy Cheeks Movie

24 **Let's Make It! Ultraman: Rising Mask**
Ultraman: Rising

25 **Find the Hidden Characters**
Unicorn Academy

26 **Dot-to-Dot**
The Dragon Prince: Mystery of Aaravos



Look for us online!
NetflixFamily.com

What Comes Next?

Complete the pattern by filling in the missing color! Say the colors out loud to help you.









Did You Know?

Color patterns are all around us! Look for objects to make your own color patterns at home

Color by Number!

Peppa Pig

Peppa loves jumping up and down in puddles!
Match the numbers to their colors to fill in the picture.





Spot What's Different!

Help JJ and Cody find the differences between these pictures of the playground.



HINT:

Do any of the colors look different to you?

SCOREBOARD

5 differences ..... Good!

8 differences ..... Great!

10 differences ..... Amazing!



CoComelon Lane



HINT:

Did you look at the sky?
And on the ground?

1. EXTRA CLOUD 2. STAR IN THE SKY 3. SNAIL ON THE WEATHER VANE 4. GRAY BUILDING 5. BLUE LADYBUG 6. PINK ARCH 7. BLUE SPOT ON THE STAIRS 8. BUBBLE ON NINA'S FINGER 9. ONLY TWO PINK FLOWERS ON THE GROUND 10. LADYBUG ON THE GROUND

Let's Make It! With Micah

Hot Wheels Let's Race Picture Frame

Eco Tip!
Upcycle old picture frames and make them look **brand new!**









Meet Micah!

@makeitwithmicah

She's a content creator who's all about making budget-friendly DIYs with everyday supplies. Her videos show families like hers how to craft, cook, and so much more!

Scan here for more Hot Wheels Let's Race fun on YouTube!

1



Gather your supplies:

- Hot Wheels Let's Race toy cars
- Picture frame
- Hot glue or hook and loop tape

2



One by one, add hot glue or the soft side of hook and loop tape to the bottoms of your Hot Wheels Let's Race toy cars.

TIP:

Decide where you want your cars to go on the picture frame before gluing them down

3



Secure the cars to the picture frame. If you used hook and loop tape, add strips of the hook side to your frame before attaching your cars.

4



Add your favorite family photo and share it with your friends!

Ask an adult to help you with this project

DEE & FRIENDS IN OZ

Amazing Mazes!

Dee needs help getting to the Wonderful School of Oz! Find your way to her three friends before finishing the maze.





Draw and Color!

BAD DINOSAURS

Draw and color your own dinosaur. What kind of trouble would your dinosaur get into?



Pterodactyl



Tyrannosaurus rex



Hadrosaurus

There are all types of dinosaurs!



Diplodocus

Scan here for more Bad Dinosaurs fun!

First Morning Routine

Today's the Roo City nature class! Luly needs to get ready so she can be on time, but she really wants to have a morning dance party.

Read both stories. What would you do?

In STORY A, Luly decides to dance first

1



Waking up to music always puts a hippity-hop in my step.

2



3



4



Uh-oh! It's time to leave for nature class, but I'm not ready.

5



6



7

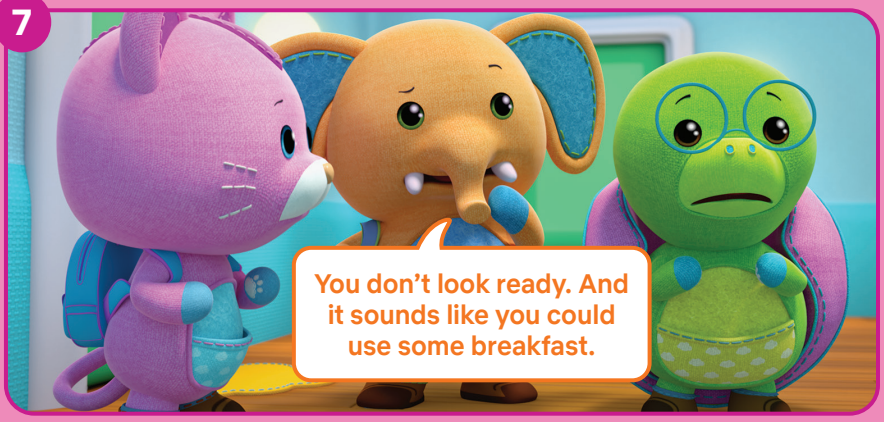

8



9



I played instead of getting ready.

Let's go to the next page to try a different way.

In STORY B, Luly decides to get ready first

♪ This wonder-Wonderoo is wondering what to do! ♪



WONDEROOS

1



2



To hip-hop out the door, do steps one, two, three, and four.

3



STEP ONE:
Go to the bathroom and wash up.

4



STEP TWO:
Eat a healthy breakfast.

5



STEP THREE: Get dressed!

6



STEP FOUR: Pack my backpack.

7



8



9



10



Stretch and Move!



CRAWL on your paws.
Let out a ROAR!



FLAP your wings.
You're ready to soar!



Use those turtle toes
to **JUMP** up high!

Now **CELEBRATE**
yourself. Give it a try!



WORD SEARCH

A new Pokémon journey awaits you! Search for all the names and words connected to Liko and Roy's adventures.



R	H	J	G	C	X	M	C	M	G	P	O	K	E	B	A	L	L
F	I	M	D	A	G	E	V	F	B	L	R	Q	H	L	M	Z	S
X	O	E	T	P	P	J	P	E	N	D	A	N	T	L	E	U	C
E	Y	Y	W	K	R	Q	U	F	X	A	Q	D	J	K	T	L	H
Z	F	G	R	S	P	R	I	G	A	T	I	T	O	M	H	R	A
P	J	R	N	Z	L	M	T	U	A	B	W	F	G	Y	I	M	R
J	L	Q	F	O	F	Y	C	W	P	G	K	M	Q	T	O	Q	I
B	A	R	R	T	R	C	Y	F	U	E	C	O	C	O	V	T	Z
Z	L	L	I	K	O	L	M	H	R	T	L	Y	Z	N	W	G	A
D	S	O	E	K	Y	B	A	I	R	S	H	I	P	Q	N	I	R
R	I	V	D	L	U	P	F	X	M	E	O	E	D	S	F	R	D
F	J	C	E	R	U	L	E	D	G	E	B	A	S	T	M	O	V

AIRSHIP
AMETHIO
CAP
CERULEDGE
CHARIZARD
FRIEDE
FUECOCO
LIKO
PENDANT
POKE BALL
ROY
SPRIGATITO







FIND:

- Sammy
- Kenji
- Yaz

BEWARE!

- Atrociraptors
- Allosaurus
- T-Rex

RESCUE:



Bumpy

INCOMING TRANSMISSION

Help Darius and Ben on their road trip to find the rest of the Camp Fam. Collect each friend, then rescue Bumpy.





START HERE!



DANGER!



DANGER!

JURASSIC JOURNEY























ROLL YOUR DESTINY

Enter the world of Avatar. Roll a dice to discover what your short story will be about. Then, use the prompts to start writing about your character and their journey.

	1ST ROLL	2ND ROLL	3RD ROLL	4TH ROLL
	CHARACTER TYPE	PERSONALITY	SETTING	CONFLICT
⚀	Airbender	Free-spirited	A village on an island	A monster is attacking
⚁	Waterbender	Determined	A city in a frozen landscape	The character is trying to master a skill
⚂	Earthbender	Goofy	A boat at sea	The character is trying to stop an enemy
⚃	Firebender	Loyal	A mysterious forest	The character gets lost
⚄	Warrior	Fierce	A grand palace	There is an adventure to a new place
⚅	You choose!	Laid-back	A hidden temple in the mountains	The character is the villain

Character

Name: _____

Age: _____

Pronouns: _____

Draw



AVATAR THE LAST AIRBENDER

What does your character look like?

_____

_____

What other interesting characters show up in your story?

_____

_____

Start your story...

It seemed like a normal day, but everything changed when I discovered _____

_____

_____

_____

_____

Follow the code to print and create your own dice



THELMA THE UNICORN



SILLY SONGWRITING

Pick a word that is...

Start here!

1. A COLOR: _____
2. A NOUN: _____
3. A VERB ENDING IN -S: _____
4. A VERB ENDING IN -S: _____
5. A WORD THAT RHYMES WITH STOPPING: _____
6. AN ADJECTIVE: _____
7. A NOUN: _____
8. AN ADJECTIVE: _____
9. A VERB ENDING IN -ING: _____
10. A PLURAL NOUN: _____

Are you ready to be a star?

Write down the words you want in your lyrics before adding them to the song.

With a shiny [1] coat

And a [2] in her eye

Thelma the Unicorn [3] way up high

She [4], and she sings, never stopping

Dazzles the crowd. Her tunes are [5]

Sing something [6]

You're the [7] of the show!

There's Reggie with the [8] beats

And Otis [9], guitar in hand

The Rusty Buckets, a trio of [10] !

Together, they'll fill all the stadium stands

Sing something [6]

You're the [7] of the show!



Scan here for more Thelma the Unicorn fun on YouTube!

ALL ABOUT

Write your name here!

_____

Get to know yourself! Answer the prompts and decorate the page to show off your style.





Harriet's learning to love what makes her different. Think about all the unique things that make you, you.

Draw an outfit that makes you feel your best.

My biggest dream is ...



Three qualities I like most about myself:

1. _____

2. _____

3. _____

SLIDES AND LASSOS

Howdy! Grab a friend and compete to see who's first to save Bikini Bottom.

LISTEN UP!

1. Roll a dice to pick which one of y'all goes first.
2. Take turns rollin' the dice to move along the Texas trail.
3. If you land on a space with a rope, climb it up the board, you lucky cowpoke.



4. If you land on a space with a waterslide, hightail it back down the board. Doggone it!



5. First player to reach Sandy and SpongeBob's friends is the winner!
6. Don't forget to have a dang good ol' time!

TIP: Use small objects for game pawns, like a trusty toy or a lil' rock





Well, looky here! Print out your own dice

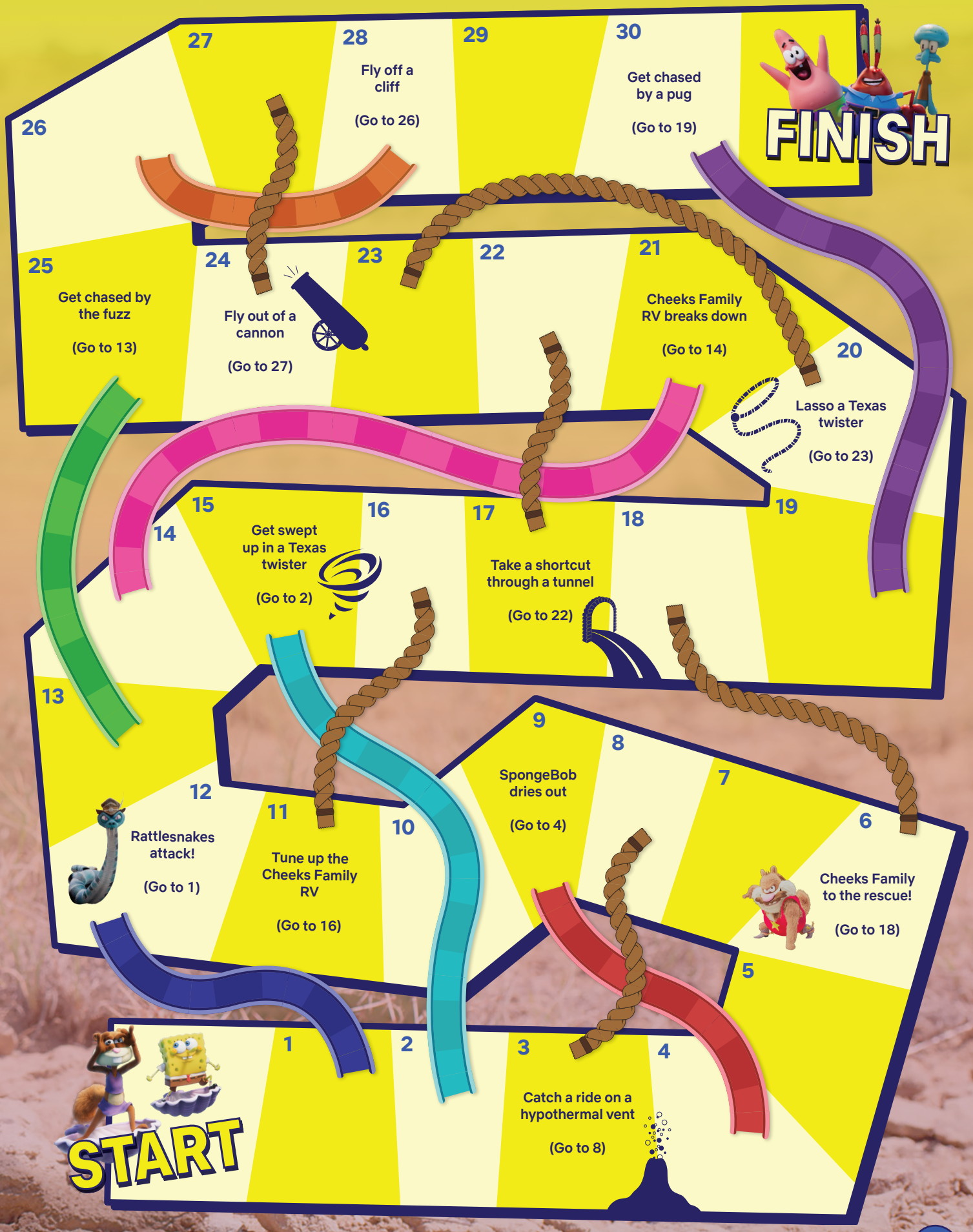
FINISH
START
1
2
3
4
5
6
7
8
9
10
11
12
13
14
15
16
17
18
19
20
21
22
23
24
25
26
27
28
29
30
Catch a ride on a hypothermal vent
(Go to 8)
Cheeks Family to the rescue!
(Go to 18)
SpongeBob dries out
(Go to 4)
Tune up the Cheeks Family RV
(Go to 16)
Rattlesnakes attack!
(Go to 1)
Take a shortcut through a tunnel
(Go to 22)
Get swept up in a Texas twister
(Go to 2)
Lasso a Texas twister
(Go to 23)
Cheeks Family RV breaks down
(Go to 14)
Get chased by a pug
(Go to 19)
Fly off a cliff
(Go to 26)
Fly out of a cannon
(Go to 27)
Get chased by the fuzz
(Go to 13)

ULTRAMAN RISING

LET'S MAKE IT!

Ultraman: Rising Mask



Get the mask templates before starting this craft!

SUPPLIES:

- ❑ Printable stencil templates
- ❑ Cardstock
- ❑ Pencil
- ❑ Scissors
- ❑ Hot glue or craft glue
- ❑ Blue cellophane
- ❑ Silver paint
- ❑ Paintbrush
- ❑ Hole punch
- ❑ String

Ask an adult to help you with this project

1



Let's use piece A to make the top of the mask! One at a time, slightly overlap and glue the sections between each of the 5 slits to give your mask a 3D shape!

2



Let's use piece B to make the bottom of the mask! Fold along the solid line to create a tab. To make the chin, pull the two sections on either side of the tab toward each other, then glue them to the tab.

3



Taking pieces A and B, adjust the mask to fit the length of your face. Glue the front of B to the back of A.

4



Punch holes in piece A for the strings, then tie off each end.

5



Let's use pieces F and G to make the ears! Make a loop with each piece by gluing their points together. Then, glue them to either side of the mask.

6



Let's use pieces C, D, and E to make the fin! After folding the tabs on E, glue C to one side and D to the other.

7



Let's add some details! Glue the fin down the center of piece A. Glue the mouth (piece H) to piece B.

8



Paint your new mask silver!



9



Once your mask is dry, cut out two 3-by-3-inch squares of blue cellophane and glue them to the back of the eye holes.

FIND THE HIDDEN CHARACTERS

Unicorn Academy

Find all the hidden fate fairies and flutter bunnies in the scene.



Key



THE DRAGON PRINCE
MYSTERY OF AARAVOS
SEASON 6

DOT-TO-DOT



There are three sets of dot-to-dots. Connect the dots by numbers, uppercase and lowercase letters. Can you join the dots in each set to reveal Rayla in the stars?

TIP:
Use gel pens or paint markers to connect the stars and create your own constellations!

DID YOU KNOW?

Astronomers divide the sky into 88 official constellations. Do you have a favorite constellation?

HELPFUL TIP: Cut off the back cover before cutting out your backpack tags.



Cut out and decorate with these fun backpack tags!

Ask an adult to help you cut out and hole punch these tags

Eco Tip!
When you're done with the magazine, pass it on to a friend or recycle it















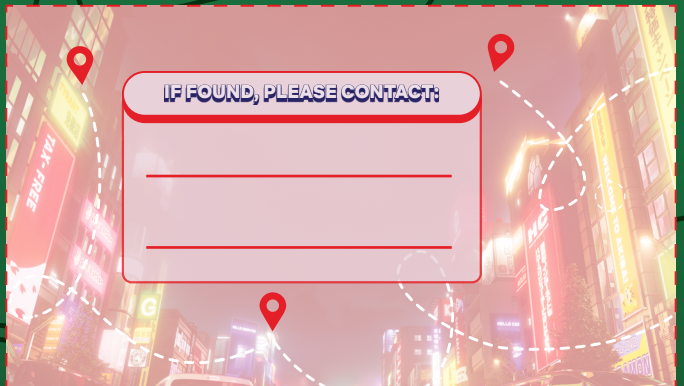

NETFLIX

Family MAGAZINE

3+

Netflix
5808 W. Sunset Blvd.
Los Angeles, CA 90028-6607

©2024 Netflix
All rights reserved.
www.NetflixFamily.com

















USA/07/24