

Issue
8

NETFLIX
Family
MAGAZINE

NETFLIX SKYDANCE
SPELLBOUND



**MORE FRIENDS
INSIDE!**



Stickers • Adventures • Stories • Puzzles • Crafts & More

Little Artists' Gallery!


Thanks for sharing your art with us!



Amelia, 6 years old



Sophia, 9 years old



Daniella, 6 years old



Liev, 11 years old

Share your kids' creations!

Send us a snapshot of your kids' Netflix Family Magazine masterpieces! They can be crafts or coloring pages from any issue. We might just include them in one of our magazines or feature them on our website or social media channels.



Parents and caregivers, scan here to submit your little's artwork!

Stories with all your favorite characters from Netflix Family Magazine are now playing on Netflix!

NETFLIX
Family

Issue No. 8 • November 2024

NETFLIX

Editors-in-Chief:

Kristen Khoo
Megan Sayers Chapham

Brand Design:

Noah Nathan
Angela Iannarelli

Child Development Consultant:

Christine Ricci

DIRECT MESSAGE STUDIO

Production:

Nicholas Rispoli

Editorial:

Briane Odom
Katy Stark

Design:

Robbie Landsburg
Allison Liang
Guadalupe Joaquin
Brady Comerford

JUDY O PRODUCTIONS, INC.

Printing, Fulfillment, & Mailing:
Judy Ostarch

Editorial Offices:

Netflix | 5808 W. Sunset Blvd.
Los Angeles, CA 90028-6607

Email:

netflixfamily@netflix.com

Copyright ©2024 Netflix
All Rights Reserved.

No part of this publication may be reproduced, distributed, or transmitted in any form or by any means, including photocopying, recording, or other electronic or mechanical methods, without the prior written permission of the publisher.

Netflix Family Magazine is published multiple times per year.
ISSN: 2837-5750 (print)
ISSN: 2837-5769 (online)

Presorted Standard postage paid at Stevens Point, Wisconsin 54481

To subscribe to Netflix Family Magazine, change your address, or for other customer services needs, please contact us at:

Online:

NetflixFamily.com

Write:

Netflix (Attn: Netflix Family)
5808 W. Sunset Blvd.
Los Angeles, CA 90028-6607



Sign up for your free copy of
Netflix Family Magazine at
www.NetflixFamily.com

Hot Wheels Let's Race, Barbie Mysteries: The Great Horse Chase © 2024 Mattel

Gabby's Dollhouse © 2024 DreamWorks Animation. All Rights Reserved.

Mighty MonsterWheels © 2024 DreamWorks Animation LLC; Universal Monsters Franchise © Universal City Studios LLC. All Rights Reserved.

Jurassic World franchise © 2024 Universal City Studios LLC and Amblin Entertainment, Inc. TV Series © 2024 DreamWorks Animation LLC. All Rights Reserved.

CoComelon Lane © 2024 Moonbug Entertainment Ltd



Certified Sourcing

www.sfipprogram.org
SF-01050

please recycle this magazine



What's Inside



4 **Trace and Count!**
Gabby's Dollhouse

6 **Cody's First Train Ride**
CoComelon Lane

8 **Let's Make It:
Finger Puppets**
Wonderoos

10 **Learn to Say Hello**
Little Baby Bum: Music Time

12 **Amazing Mazes!**
Mighty MonsterWheeries

14 **Let's Match!**
The Creature Cases

16 **Dot-to-Dot**
Hot Wheels Let's Race



17 **Let's Color!**
Spellbound

18 **Find the Hidden
Dinosaurs**
Jurassic World: Chaos Theory

20 **All About Me**
Jentry Chau vs. The Underworld

22 **Roll a Silly Story**
The Fairly Oddparents:
A New Wish

24 **Mystery Crossword**
Barbie Mysteries:
The Great Horse Chase

26 **Maze Quest**
Spellbound



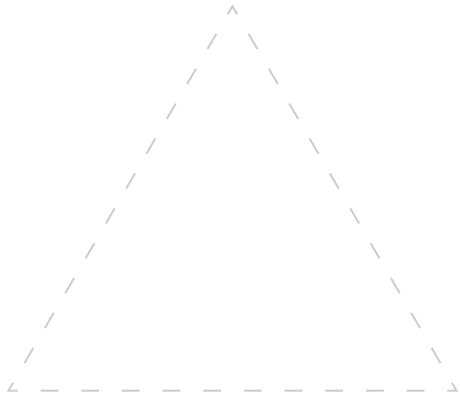
Look for us online!
[NetflixFamily.com](https://www.netflix.com/family)






Trace and Count!

It's a shape party with Marty! Trace the shapes and say their names out loud.



triangle



circle




heart



star




Count the shapes on the party wall!
Then, write your answers below.



triangle

5



circle



heart



star

Cody's First Train Ride

Come on! Let's take the train with mommy, JJ, and Nina. I wonder what it's gonna be like.

1



2



The train is saying hello. Choo-choo!

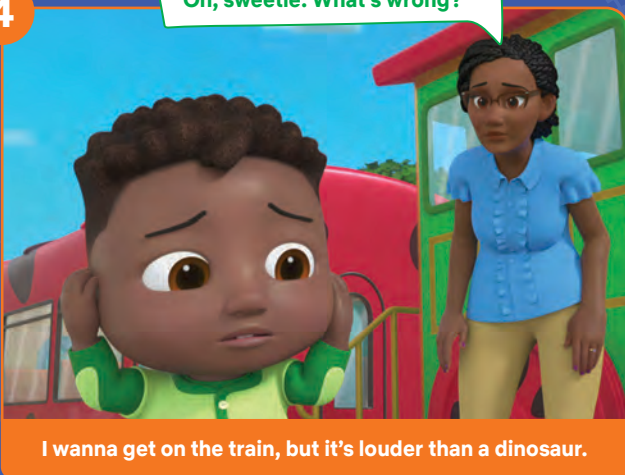
3



Hmm.

Let's "all aboard!"


4



Oh, sweetie. What's wrong?

I wanna get on the train, but it's louder than a dinosaur.


5



Looks like you're feeling scared.

I am scared.

6



It's okay to feel that way.
Everyone feels scared sometimes.

7



Would it help you feel less scared if you knew
where all those loud sounds come from?

Maybe.

8



♪ We'll learn the train sounds
Then ride the train ♪

6





Sing this song with
Cody and friends on the
Netflix Jr. YouTube
channel!



9



10



11



12



13




14



15



16



17



We went on the train today, and now
Cody loves the sounds it makes.

What's your favorite train sound?



Let's Make It!


Wonderoos Finger Puppets

Gather your supplies!

- Wonderoos finger puppet templates
- Multi-colored felt
- Scissors
- Hot glue or craft glue

OPTIONAL:

- Paint markers
- Needle & colored thread



Download the Wonderoos finger puppet templates!



Have an adult help you with this project


Eco tips!

Reuse old clothes to decorate your puppet




1



 Let's get started! Using the stencils of your favorite Wonderoos character, cut out two body pieces and two head pieces. For Teshi, you'll also need two shell pieces. Tip: Trace the stencils onto the felt with a paint marker for easier cutting.


2



 Cut out your character's detail pieces, like their eyes, nose, belly, and paws.

3



 Glue the felt details onto one head piece and one body piece.


4



Use fabric markers or paint for smaller details, like the mouth and eyebrows.

5



 Let's turn your character into a puppet! Grab a body piece and put glue along all the edges except the bottom. If your character has a tail, glue it down. Now, attach the front of your character to the back, leaving a pocket for your finger.


6



 Glue the back head piece to the neck, then attach the front piece.

7



You're all done! Wait until the glue is completely dry before playing with your new Wonderoos finger puppet. This usually takes a few minutes, so be patient! :) 

Learn to Say Hello

We can say
Hello
in so many ways!

Timberly

In Spanish,
you say

Hola

“OH-laa”

In Arabic,
you say

Marhaba

“mur-HAH-ba”

Maple

Max

?

Do you know
some other
ways to say
“Hello”?

In French,
you say
Bonjour
“bon-ZHOOR”

Mia

In Mandarin,
you say
Nǐ hǎo
“nee-HAOW”

In Hindi,
you say
Namaste
“nah-mah-steh”



Amazing Mazes!

It's a Monster Maze! Choose your MonsterWheelie and pick up all the tires before racing to the finish line!

MonsterWheelies,
let's motor!



BOLTS

Time to make
a splash!



GILL E.

Time to let the
Sonnie shine!



SONNIE

Charged up and
ready to ride!



AXYL

Time to wrap
and roll!




WRAPS

Ready to clean up
the streets!



SWEEPS





Let's Match!

We've received a transmission from the Mice Squad! They need your help connecting each fact file to its matching creature.



A

I look like I'm wearing a mask! Sometimes I wash my food. By feeling it while it's wet, I can learn more about what I'm eating.

B

We talk to each other using our antennae and find our way around using our sense of smell. You can usually find us in big groups.

C

We're great at camouflage! Our brown and yellow feathers help us blend in with the grass and reeds.

D


Even though I'm an insect, I'm covered in hair! When I've had enough to eat, I pupate. That means I make a cocoon and change into a moth.



AMERICAN BITTERNS



RACCOON



WOOLLY BEAR CATERPILLAR & ISABELLA TIGER MOTH



ARMY ANTS



Discover more adventures from The Creature Cases!

A

I use my pincers to attack and my venomous tail to defend myself. I'm mostly nocturnal, which means I sleep during the day.

B

Each one of us has a unique set of spots. We like to live in groups called clans and talk to each other through "whoop" sounds.

C

We have silvery patterns on our shiny skin. Our eggs need water to hatch, so we lay them in dry ponds and wait for the rain to cover them up.

D

I live in the Amazon rainforest in South America. While I can slither on the ground, I'm actually a lot better at swimming.



FLATWOODS SALAMANDERS



ANACONDA





SPOTTED HYENAS



SCORPION

Dot-to-Dot

Connect
the dots
and color!



Scan here for
more Hot Wheels
Let's Race fun!



LET'S COLOR!



FIND THE HIDDEN DINOSAURS

Key



Allosaurus



Pantera



Tiger



Ghost



Suchomimus



T. rex

Locate all the hidden dinosaurs before they catch up to the Camp Cretaceous crew.





Answer Key



ALL ABOUT

write your name here!

WHO ARE YOU?

Jentry's Chinese-American heritage, her friends in South Korea, and her hometown in Texas all help make her who she is. **DRAW** and **WRITE DOWN** the people, places, and things that are part of your identity.



Decorate the hands to show
off your true, authentic self.

WHO DO YOU WANT TO BE?

Imagine who you could become!
DRAW and **WRITE DOWN** your
future dreams. Do you want to
be a teacher, a chef, a demon
hunter with ancient powers?
Remember, you are who you
choose to be.



ROLL A SILLY STORY


Grab a dice and go on a magically odd adventure!
Roll to get your character, setting, and thing.

Circle your results
for each roll

						
1ST ROLL CHARACTER	 Hazel	 Wanda	 Cosmo	 Jasmine	 Winn	you choose
2ND ROLL SETTING	the parade	the cafeteria	Fairy World	the museum	the playground	you choose
3RD ROLL THING	dinosaur	pudding	rock	dirt bike	emu	you choose

Read through the story and roll for each missing
adjective, **noun**, or **verb**.

Keep rolling!

						
ADJECTIVE	fearless	stinky	fairly odd	hairy	sparkly	you choose
NOUN	pizza	trampoline	skateboard	pillow	squirrel	you choose
VERB	wish	snoop	bounce	meditate	dance	you choose

The Case of the Missing Magical

THING

On a fairly regular day,

CHARACTER

was

VERB (+ING)

around

SETTING

when they noticed the magical

THING

was gone!

With suspects crawling through

SETTING

like

NOUN (PLURAL)

, Detective

CHARACTER

was sure to crack the case. Suddenly, there was a

ADJECTIVE

thump in the distance. And as you know, all thumps are clues. As Detective

CHARACTER

carefully

VERB (PAST TENSE)

toward the noise, the

ADJECTIVE

suspect

VERB (PAST TENSE)

by carrying the

THING

CHARACTER

VERB (PAST TENSE)

, hot on the suspect's trail. Quickly,

CHARACTER

used magic

to turn the suspect into a

NOUN

, stopping them in their tracks.

CHARACTER

triumphantly held up the

THING

and celebrated with a

ADJECTIVE

cheer.

CASE SOLVED!



Scan this code to
print and make
your own dice



MYSTERY CROSSWORD

Look at the pictures for
clues to solve the puzzle
and mystery word.

Test your Barbie
Mysteries knowledge!



Across

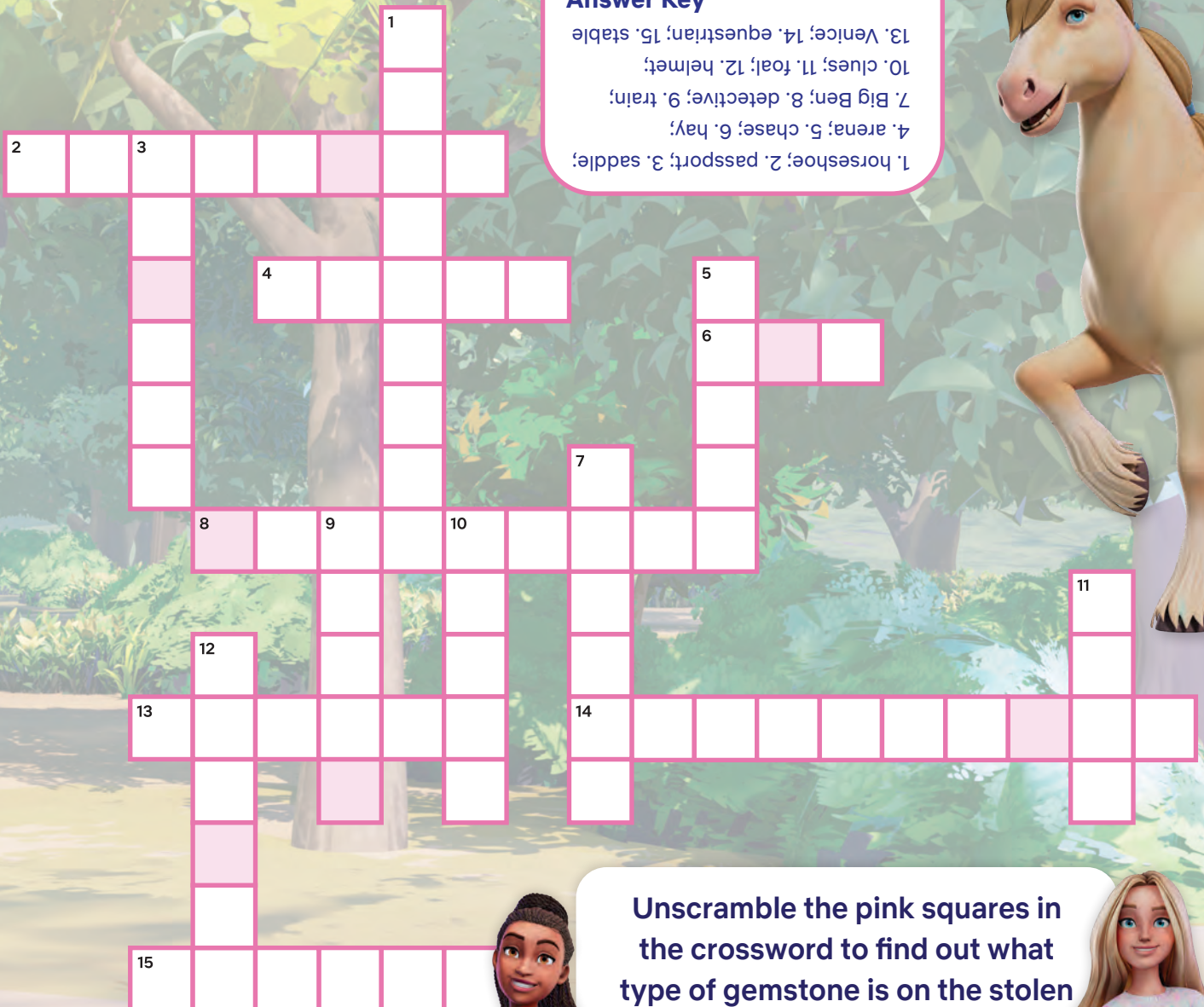
2. You need this to travel internationally ★
4. Horseback riding competitions are held in an _____
6. Horses commonly eat this
8. A person who solves mysteries
13. An Italian city where you can ride a gondola ●
14. A person who rides horses
15. A place to keep a horse ■

Down

1. Barbie "Malibu" Roberts' necklace charm ▲
3. A special seat placed on the back of a horse
5. Running after someone to try to catch them
7. A famous clock tower in London ◆
9. Another way to travel that rhymes with "plane"
10. To solve mysteries, you have to gather _____
11. A young horse
12. Always wear a _____ when riding a horse ▼

Answer Key

1. horseshoe; 2. passport; 3. saddle;
4. arena; 5. chase; 6. hay;
7. Big Ben; 8. detective; 9. train;
10. clues; 11. foal; 12. helmet;
13. Venice; 14. equestrian; 15. stable



Unscramble the pink squares in the crossword to find out what type of gemstone is on the stolen saddle in Barbie Mysteries!



MAZE QUEST

Help Ellian find her way through the Dark Forest of Eternal Darkness.



HELPFUL TIP: Cut off the back cover before cutting out your craft.



When you're done with the magazine, **pass it on!**

Cut out and dress up your very own Spellbound paper doll!






Ask an adult to help you cut out this craft



Fold solid lines

Cut dotted lines



← Stand

NETFLIX ORIGINAL
SPELLBOUND

NETFLIX
Family
MAGAZINE

3+

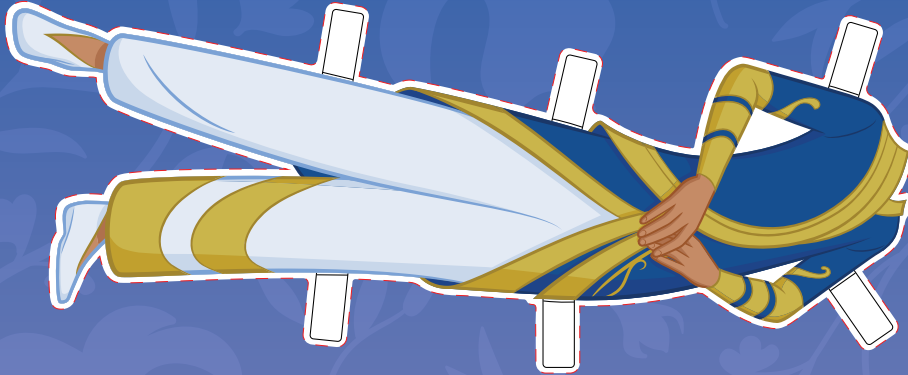


Netflix
5808 W. Sunset Blvd.
Los Angeles, CA 90028-6607

©2024 Netflix
All rights reserved.
www.NetflixFamily.com

Fold solid lines

Cut dotted lines



NETFLIX PRESENTS
SPELLBOUND

Stand →

