Issue 6

NETFLIX

Family MAGAZINE

WINTER WONDER!



Stickers • Adventures • Stories • Puzzles • Crafts & More

Letter from the Editor

We are that family with matching holiday pajamas. The tradition started when I was a little girl, and I've carried it forward now that I have children of my own — until last year. Life got in the way, I waited too long to order, and suddenly my daughter's size wasn't available in a matching pattern. Such a small problem, but it felt like a very big deal.

I think it's because we put so much pressure on ourselves — especially during the holidays — to get it right. To have the most festive decorations, the beautifully wrapped pile of presents, to create the picture-perfect memories.

But the gift is the moment. The gift is the time we spend together, even if our pajamas don't match. For me, the mismatched sets are now a yearly reminder: savor the moments. Curling up on the couch with a mug of hot chocolate to watch a favorite movie, covering the house in a fine layer of powdered sugar or craft glitter, singing together and never on key. The simple joys of togetherness in our hearts and homes.



Wishing you all things merry and bright,

Megan Sayers Chapham



We love our fans and the littles in our families who inspire the magic within this magazine. Thank you for sharing your moments with us!

Stories with all your favorite characters from Netflix Family Magazine are now streaming on Netflix!

Parents, scan here to find more "Watch Together" moments to choose from!

NETFLIX Family

Issue No. 6 • November 2023

Editors-in-Chief:
Kristen Khoo
Megan Sayers Chapham

Brand Design:
Noah Nathan
Angela Iannarelli

Child Development Consultant:
Christine Ricci

Design, Editorial, and Production:
Fathom Company LLC

Magazine Production:
Judy O Productions, Inc.

Editorial Offices:
Netflix | 5808 W. Sunset Blvd.
Los Angeles, CA 90028-6607

Email:
netflixfamily@netflix.com

Copyright ©2023 Netflix
All Rights Reserved.

No part of this publication may be reproduced, distributed, or transmitted in any form or by any means, including photocopying, recording, or other electronic or mechanical methods, without the prior written permission of the publisher.

Netflix Family Magazine is published multiple times per year.
ISSN: 2837-5750 (print)
ISSN: 2837-5769 (online)
Printed by NGS, Appleton, WI
Presorted Standard postage paid at Stevens Point, Wisconsin 54481

To subscribe to Netflix Family Magazine, change your address, or for other customer service needs, please contact us at:

Online: NetflixFamily.com
Write: Netflix (Attn: Netflix Family)
5808 W. Sunset Blvd.
Los Angeles, CA 90028-6607

Sign up for your free copy of Netflix Family Magazine at www.NetflixFamily.com

This magazine was originally published in 2022 as Netflix Jr. Magazine

POSTMASTER:
Send address changes to:
Netflix Family Magazine
Attn: Netflix
5808 W. Sunset Boulevard
Los Angeles, CA 90028-6607

The National Parenting Center Seal of Approval

SUSTAINABLE FORESTRY INITIATIVE Certified Sourcing
www.sfiprogram.org
SFI-01060

Please recycle this magazine

What's Inside

NETFLIX jr.

4 **Trace and Color!**
CoComelon Lane

5 **Count and Match**
Little Baby Bum: Music Time

6 **Moose on the Loose**
Spirit Rangers

8 **Amazing Mazes!**
Sharkdog

10 **Spot What's Different!**
Gabby's Dollhouse

12 **Let's Make It!: DIY Tundra Snow Globe**
The Creature Cases

14 **What Comes Next?**
Go, Dog. Go!



NETFLIX AFTER SCHOOL

15 **Coloring Page**
Miraculous: Ladybug & Cat Noir, The Movie

16 **Let's Make It!: Egg Carton Lizard**
Leo

18 **Find the Hidden Characters**
Sonic Prime

20 **Which Unicorn Rider Are You?**
Unicorn Academy

22 **Let's Make It!: Miraculous Chocolate-Covered Fruit**
Miraculous: Ladybug & Cat Noir, The Movie

24 **The Great Egg-Scape!**
Chicken Run: Dawn of the Nugget

25 **Silly Storytelling**
The Bad Guys: A Very Bad Holiday

26 **Complete the Comic**
Nimona

Look for us online!
NetflixFamily.com



CoComelon Lane



Trace and Color!

JJ is imagining all the things you wear in winter. Use the dotted lines to trace them all. Don't forget to color!

1 Mitten

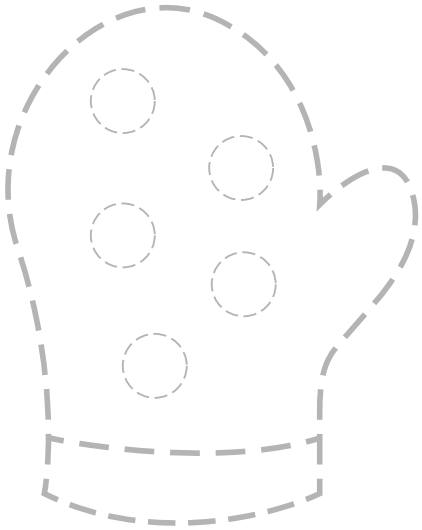

Color the polka dots blue

2 Scarf



Draw red stripes

3 Free Draw

Draw and color your dream winter hat!



Scan here for more CoComelon Lane fun!

Count and Match

Count all the instruments, then match them to their number.

Trumpet



1

Like this!

Keyboard



2

The dhol is a special drum played during celebrations in India

Dhol



3

Jingle Bells



4

Pretend you are playing each instrument. What sounds do the instruments make?

Tuba



Tootson thinks a tuba makes a **WhOmp** sound. What do you think a tuba sounds like?



Moose on the Loose

Eddy, Kodi, and Summer get Spirit Ranger ready when a new friend visits Spirit Park!



1 The Spirit Rangers meet Deneege, the Athabascan moose spirit from Alyeska. He wants to move to California.



2



3



The Konih family's oak tree seems nice. But it's crowded with skunk spirits ... and a little smelly.

4 How about a cozy hammock? Except it's kind of small, and Deneege is kind of big.



5



The Spirit Rangers have a plan: build Deneege his own house in Spirit Park!

6



7



8



Well, that's not quite right.

9



10



11

But there's no way Summer's wings can keep California cool all year round.



12



13

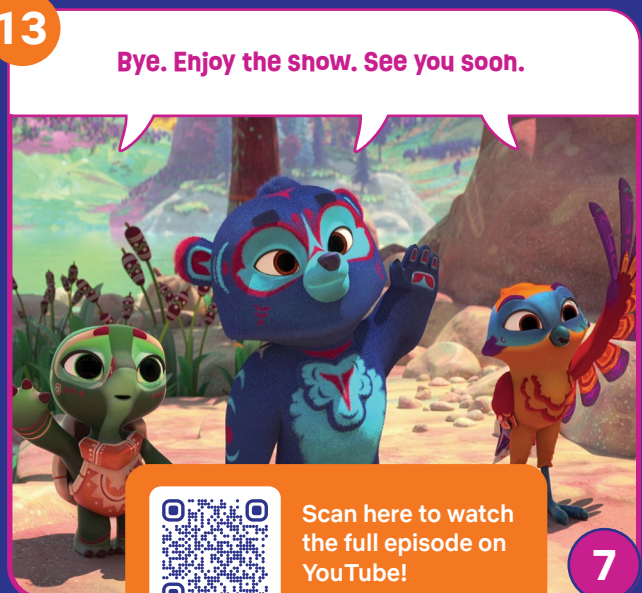

Scan here to watch the full episode on YouTube!

Amazing Mazes!

Brave the snowstorm to get to the secret island! Find your way to all three sharkpups in the maze.

1



Mega Mouth

2



Hammerhead

3



Sausage





Watch out for whirlpools!

Spot What's Different!

Can you help Gabby find the differences between these pictures of her dollhouse?

Hint: Do any of the holiday decorations look different to you?





SCOREBOARD

Good! .....8 differences

Great! .....12 differences

Amazing!.....16 differences

Hint: Check each room for cat friends!

ANSWER KEY: 1. first ornament is green 2. fourth ornament is red 3. blocks in Playroom 4. no wreath on Cat-A-Vator 5. no rainbow branch in Craft Room 6. blue bow on wreath above Bathroom 7. no jellyfish light in Bathroom 8. no cat mirror in Bathroom 9. MerCat in Bathroom 10. spring below Cat-A-Vator is yellow 11. no cat chair in Bedroom 12. Pillow Cat in Bedroom 13. red light in Kitchen 14. wreath above Kitchen 15. red bow on wreath above Music Room 16. disco ball in Music Room

THE CREATURE CASES

Let's Make It!

DIY Tundra Snow Globe

Have an adult help you with this project



Gather your supplies!



- Jar with a lid
- The Creature Cases printable
- Scissors
- Packing tape
- Hot glue gun & glue stick
- Glitter
- Distilled water

OPTIONAL:

- Glycerin
- Waterproof materials & toys

Eco tips!

Reuse jars for all kinds of crafts

Get The Creature Cases printable here!



1



Follow the QR code to print and cut out The Creature Cases characters and wintry tundra background.

2



Completely cover your cutout Sam and Kit printables in clear packing tape, and smooth out any air bubbles. Trim the tape, leaving a border around each character.

3



Fold along the marked lines of the characters. Attach the characters and any decorations inside the jar lid using some hot glue on their bases. Let the glue fully dry.

4



Open the jar and sprinkle in some glitter. You can also add a few drops of glycerin to create a magical snowfall effect.

5



Fill the jar with distilled water, leaving some space at the top to prevent overflow. Carefully screw on the lid, making sure it's tightly sealed to prevent any leaks.

6



Tape The Creature Cases background to the outside of your new snow globe so it is facing in. You can decorate the outside of the snow globe with festive ribbons, stickers, markers, or paint. Let your creativity shine!

Did You Know?

The tundra is a super cold type of biome. Biomes are parts of the world that have similar climates and living things. In the tundra, the temperature can drop to -40°F!

What comes Next?

Circle the wintry object that comes next in each pattern!



How many candy canes did you spot? Write the number in the space!

MAKE IT MIRACULOUS





LET'S MAKE IT!

Egg Carton Lizard

SUPPLIES:

- [ ] 3 egg cartons
- [ ] Scissors
- [ ] Pencil
- [ ] Craft glue or hot glue
- [ ] Pipe cleaner
- [ ] Googly eyes
- [ ] Paint & paint brush

Eco tips!
Egg cartons can be used for gardening and are otherwise recyclable



Ask an adult to help you with this project



1

Cut out 13 inner pyramids from the egg cartons. Trim the excess off the bases.



2

Paint and let them dry!



3

Now let's make the lizard's tail! Take five painted pyramids and cut 1 cm off the bases and points. Take one more pyramid, cut 1 cm off its base, and then cut it in half lengthwise. Set them aside.



4

Let's make the lizard's head! Take one painted pyramid and cut 1 cm off the point. Create a mouth by cutting triangles into opposite sides of the pyramid. Cut small triangles into two corners of the base to make the top of the head. Set it aside.



5

Let's make the lizard's body! Cut 1 cm off the points of the remaining six pyramids. Take the halved pyramid for the tail and glue the end of a pipe cleaner to it. Put the pipe cleaner through the five tail pyramids (points first) and the six body pyramids (bases first). Take the final pyramid for the head and glue the other end of the pipe cleaner to the inside of it.



6

Let's make the lizard some legs! Draw and cut out legs from an egg carton lid. Paint them green!



7

Glue googly eyes to the lizard's head. Attach the legs to the bottom of the body. Use the remaining egg carton scraps to add final touches like spikes or a tongue.



FIND THE HIDDEN CHARACTERS

Can you find them all?!


Dr. Eggman


Shadow


Dr. Done It


Dr. Don't


Batten Rouge


Sonic


Knuckles the Dread


Tails Nine


Rusty Rose



Sonic and his allies are trying to find members of the **Chaos Council** hiding on the **Angel's Voyage**.

Can you find all the characters?



Watch a full episode of Sonic Prime Season 2 on YouTube!

WHICH UNICORN RIDER ARE YOU?

Congrats! You've been accepted to **Unicorn Academy.**

Step 1: Take the Quiz

Choose the best answer for each question below to discover which Unicorn Rider you are most like.

All your BFFFFs say you're...

A. The independent one
B. The bookworm
C. The class clown
D. The caring one
E. The fashionable one
F. The athlete

Your Answer: _____

Which hobby would you choose?

A. Playing an instrument
B. Reading
C. Listening to music
D. Crafting
E. Anything fashion
F. Playing a sport

Your Answer: _____

What would you be doing during free time at school?

A. Exploring campus
B. Studying
C. Pulling an epic prank
D. Giggling with my friends
E. Catching up on the latest trends
F. Training with my team

Your Answer: _____

Where would you go on your dream summer trip?

A. National park
B. Museum
C. Music festival
D. Theme park
E. Big city
F. Sports event

Your Answer: _____

Grim magic is loose! What do you do?

A. Ride into action
B. Devise a plan
C. Nervously make a joke
D. Make sure my friends are safe
E. Be first to take down the bad guys
F. Race my friends to the scene

Your Answer: _____

What is one of your best qualities?

A. Determination
B. Brilliance
C. Fun
D. Optimism
E. Self-confidence
F. Motivation

Your Answer: _____

It's party time! What are you doing?

A. Scoping out the scene
B. Finding a comfy spot to sit
C. DJing
D. Dancing in a big group
E. Chatting with my besties
F. Winning a party game

Your Answer: _____

Step 2: Score Yourself

Give yourself the following points for each answer:

A = 1 POINT
B = 2 POINTS
C = 3 POINTS
D = 4 POINTS
E = 5 POINTS
F = 6 POINTS



Step 3: Add Your Points in the Space Below

Step 4: Find Your Score in the Number Ranges Below



Sophia

Unicorn Name: Wildstar

You're rebellious like Sophia, with a love for adventure and exploration. While you're confident enough to face dangers alone, you know how important teamwork and friendship can be.



Layla

Unicorn Name: Glacier

Like Layla, the library is your second home. You're super curious and love to learn. Oh, and did we mention you LOVE books? When faced with an obstacle, you're logical and resourceful.



Rory

Unicorn Name: Storm

Like Rory, you're a jokester and the life of the party. You've got a mischievous streak that can sometimes get you into trouble. But no worries, people love that you keep the vibes chill.



Ava

Unicorn Name: Leaf

You're a bubbly spirit, just like Ava! You think all things fluffy, sparkly, and rainbows are ah-mazing! You're an enthusiastic friend who likes just about everyone.



Valentina

Unicorn Name: Cinder

You're fierce and self-assured, like Valentina. Strong-willed and brave, you love dominating a challenge. You're a fashionista and always have a good hair and mane day.



Isabel

Unicorn Name: River

Sup, dude? You're totally like Isabel. Your good energy is off the charts, and you love all things sports and food. Your friends always know they can go to you for encouragement.

LET'S MAKE IT!

Miraculous Chocolate-Covered Fruit





Ingredients

- Bittersweet or dark chocolate chunks or disks
- Strawberries sliced into 1/4-inch rounds
- Kiwis sliced into 1/4-inch rounds

Tools

- Parchment paper
- Baking sheet
- Microwave-safe bowl
- Rubber spatula
- Toothpicks
- Plastic sandwich bag
- Cup
- Scissors
- Food thermometer (optional)

Ask an adult to help you with this project

Eco tips!

Reduce waste by composting your fruit scraps

Step 1



Arrange fruit slices on a parchment paper-lined baking sheet and pat them dry.

Step 2



Put chocolate in a microwave-safe bowl. Microwave at 50% power, stirring every 30 seconds until almost fully melted. Then stir well to melt any remaining lumps.

Step 3



Cool the chocolate until slightly cold to the touch (86-90°F if you have a thermometer). Remember to stir the chocolate frequently as it sits.

Tip: If the chocolate starts to harden, put the bowl in a bigger bowl of hot water, ensuring no water gets into the chocolate. Or use a hair dryer on low to warm up the chocolate bowl.

Step 4



Dip the tip of a toothpick into the melted chocolate to add Ladybug spots to your strawberry slices.

Step 5



To put Cat Noir paw prints on your kiwi slices, make a mini piping bag using a plastic sandwich bag. Insert a corner of the bag into a cup, fold the opening over the edges of the cup, and pour in the melted chocolate.

Securely twist the bag closed and cut a tiny hole in the corner with scissors. Then pipe away!

Step 6



Put your baking sheet of chocolate-covered fruit slices in the refrigerator for at least 15 minutes, then enjoy! Don't forget to share with friends at the next holiday party.

AARDMAN
CHICKEN RUN
DAWN OF THE NUGGET

THE GREAT EGG-SCAPE!

Help Rocky and Ginger break into Fun-Land Farms to save Molly and Frizzle. Be sure to avoid any traps and dangerous duck decoys. No hen gets left behind!



Start here!



Avoid the Fun-Land chicken nugget buckets and duck decoys!



Bonus!

Can you collect all the food in the maze on your way to rescuing Molly & Frizzle?

SILLY STORYTELLING



Mr. Wolf is throwing a holiday party for *the Bad Guys*. Using alliteration, describe what each friend is bringing to the party. How silly can you make the sentences?!

What is alliteration?
When you use alliteration, you make each word start with the same sound. Like big boots or wintry wind!

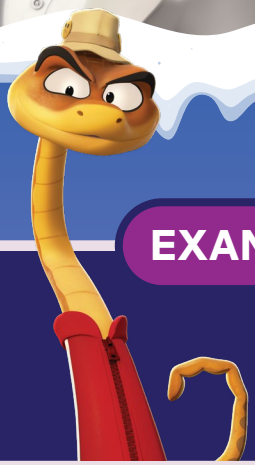

EXAMPLE

Mr. Snake is bringing

sparkly _____ sweaters _____.

Mr. Piranha is bringing

p _____ p _____.





Ms. Tarantula is bringing

t _____ t _____.

NOW YOUR TURN

_____ is bringing
(First Name)

_____ _____.

NIMONA

COMPLETE THE COMIC



Use the space below to draw the animal you think Nimona should shapeshift into to escape Ambrosius and his knights. Don't forget to color it pink!



Some animals Nimona has turned into!



Scan here to watch Nimona shapeshift!



HELPFUL TIP: Cut off the back cover before cutting out your gift tags

Cut out and decorate with these fun holiday gift tags!

Ask an adult to help you cut out and hole punch these gift tags

Eco tips! When you're done with the magazine, pass it on!

























NETFLIX
Family MAGAZINE
3+

Netflix
5808 W. Sunset Blvd.
Los Angeles, CA 90028-6607

©2023 Netflix
All rights reserved.
www.NetflixFamily.com

TO:

FROM:

the BAD GUYS
A VERY BAD HOLIDAY

TO:

FROM:



Unicorn Academy





TO:

FROM:



TO:

FROM:



TO:

FROM:





TO:

FROM:





USA/11/23