Issue 8

NETFLIX

Family MAGAZINE



MORE FRIENDS INSIDE!

Crafts & More • Puzzles • Stories • Adventures • Stickers

Little Artists' Gallery!

Thanks for sharing your art with us!



Daniella, 6 years old



Amelia, 6 years old



Liev, 11 years old



Sophia, 9 years old

Share your kids' creations!

Send us a snapshot of your kids' Netflix Family Magazine masterpieces! They can be crafts or coloring pages from any issue. We might just include them in one of our magazines or feature them on our website or social media channels.

Stories with all your favorite characters from Netflix Family Magazine are now playing on Netflix!

Parents and caregivers, scan here to submit your little's artwork!

NETFLIX Family

Issue No. 8 • November 2024

NETFLIX

Editors-in-Chief:
Kristen Khoo
Megan Sayers Chapham

Brand Design:
Noah Nathan
Angela Iannarelli

Child Development Consultant:
Christine Ricci

DIRECT MESSAGE STUDIO

Production:
Nicholas Rispoli

Editorial:
Briane Odom
Katy Stark

Design:
Robbie Landsburg
Allison Liang
Guadalupe Joaquin
Brady Comerford

JUDY O PRODUCTIONS, INC.

Printing, Fulfillment, & Mailing:
Judy Ostarch

The National Parenting Center Seal of Approval

Editorial Offices:
Netflix | 5808 W. Sunset Blvd.
Los Angeles, CA 90028-6607

Email:
netflixfamily@netflix.com

Copyright ©2024 Netflix All Rights Reserved.

No part of this publication may be reproduced, distributed, or transmitted in any form or by any means, including photocopying, recording, or other electronic or mechanical methods, without the prior written permission of the publisher.

Netflix Family Magazine is published multiple times per year.
ISSN: 2837-5750 (print)
ISSN: 2837-5769 (online)

Presorted Standard postage paid at Stevens Point, Wisconsin 54481

To subscribe to Netflix Family Magazine, change your address, or for other customer services needs, please contact us at:

Online:
NetflixFamily.com

Write:
Netflix (Attn: Netflix Family)
5808 W. Sunset Blvd.
Los Angeles, CA 90028-6607

Sign up for your free copy of Netflix Family Magazine at www.NetflixFamily.com

Hot Wheels Let's Race, Barbie Mysteries: The Great Horse Chase © 2024 Mattel

Gabby's Dollhouse © 2024 DreamWorks Animation. All Rights Reserved.

Mighty MonsterWheelies © 2024 DreamWorks Animation LLC; Universal Monsters Franchise © Universal City Studios LLC. All Rights Reserved.

Jurassic World franchise © 2024 Universal City Studios LLC and Amblin Entertainment, Inc. TV Series © 2024 DreamWorks Animation LLC. All Rights Reserved.

CoComelon Lane © 2024 Moonbug Entertainment Ltd

SUSTAINABLE FORESTRY INITIATIVE Certified Sourcing
www.sfiprogram.org
SFI-01060

Please recycle this magazine

What's Inside

NETFLIX jr.

4 **Trace and Count!**
Gabby's Dollhouse

6 **Cody's First Train Ride**
CoComelon Lane

8 **Let's Make It: Finger Puppets**
Wonderoos

10 **Learn to Say Hello**
Little Baby Bum: Music Time

12 **Amazing Mazes!**
Mighty MonsterWheelies

14 **Let's Match!**
The Creature Cases

16 **Dot-to-Dot**
Hot Wheels Let's Race



NETFLIX AFTER SCHOOL

17 **Let's Color!**
Spellbound

18 **Find the Hidden Dinosaurs**
Jurassic World: Chaos Theory

20 **All About Me**
Jentry Chau vs. The Underworld

22 **Roll a Silly Story**
The Fairly Oddparents: A New Wish

24 **Mystery Crossword**
Barbie Mysteries: The Great Horse Chase

26 **Maze Quest**
Spellbound



Look for us online!
NetflixFamily.com



Trace and Count!

It's a shape party with Marty! Trace the shapes and say their names out loud.

triangle

circle

heart

star





Count the shapes on the party wall!
Then, write your answers below.



triangle 5 _____

circle _____

heart _____

star _____





ANSWER KEY: triangle - 5; circle - 3; heart - 6; star - 2



Cody's First Train Ride

Come on! Let's take the train with mommy, JJ, and Nina. I wonder what it's gonna be like.

1



2



The train is saying hello. Choo-choo!

3



Let's "all aboard!"

4



I wanna get on the train, but it's louder than a dinosaur.

5



6



It's okay to feel that way.
Everyone feels scared sometimes.

7



8



♪ We'll learn the train sounds
Then ride the train ♪



Sing this song with Cody and friends on the Netflix Jr. YouTube channel!

CoComelon Lane

9



10



♪ That's the sound the train makes
Moving on the tracks ♪

11



12



♪ That's the sound the engine makes
Moving all the wheels ♪

13



14



♪ That's the sound the whistle makes
When it's saying, "Hi!" ♪

15



♪ Okay, the whistle
I like that sound ♪

16



♪ I learned the train sounds
Now I don't feel scared ♪

17



We went on the train today, and now Cody loves the sounds it makes.

What's your favorite train sound?



WONDEROOS

Let's Make It!

Wonderoos Finger Puppets

Gather your supplies!



- Wonderoos finger puppet templates
- Multi-colored felt
- Scissors
- Hot glue or craft glue

OPTIONAL:

- Paint markers
- Needle & colored thread

Download the Wonderoos finger puppet templates!

Have an adult help you with this project



Eco tips!

Reuse old clothes to decorate your puppet

1



Let's get started! Using the stencils of your favorite Wonderoos character, cut out two body pieces and two head pieces. For Teshi, you'll also need two shell pieces. Tip: Trace the stencils onto the felt with a paint marker for easier cutting.



2



Cut out your character's detail pieces, like their eyes, nose, belly, and paws.

3



Glue the felt details onto one head piece and one body piece.

4



Use fabric markers or paint for smaller details, like the mouth and eyebrows.

5



Let's turn your character into a puppet! Grab a body piece and put glue along all the edges except the bottom. If your character has a tail, glue it down. Now, attach the front of your character to the back, leaving a pocket for your finger.



6



Glue the back head piece to the neck, then attach the front piece.

7



♪ It helps time pass when you play the waiting game! ♪

You're all done! Wait until the glue is completely dry before playing with your new Wonderoos finger puppet. This usually takes a few minutes, so be patient! :)



Learn to Say Hello

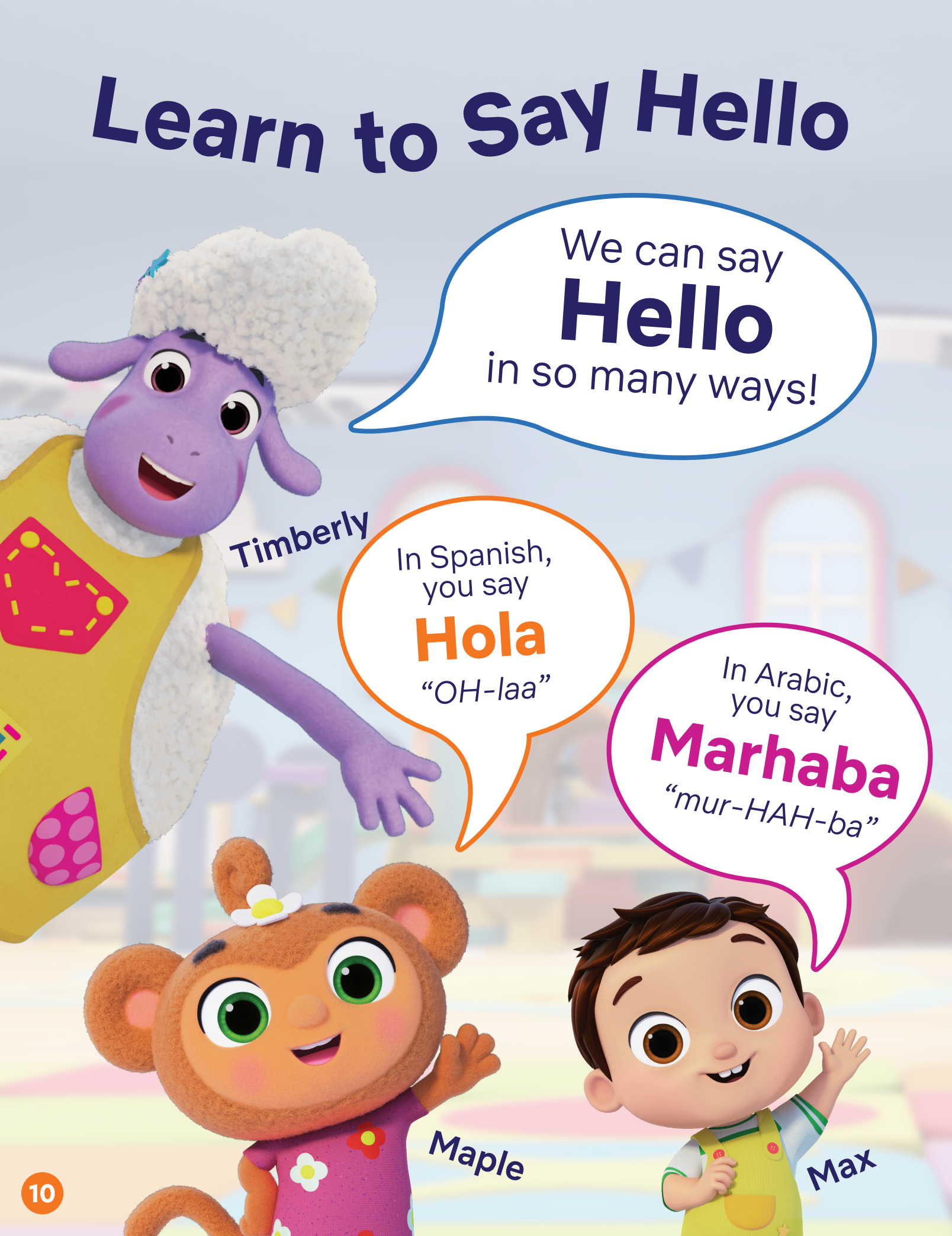

Do you know some other ways to say "Hello"?

In French, you say **Bonjour** "bon-ZHOOR"

In Mandarin, you say **Nǐ hǎo** "nee-HAOW"

In Hindi, you say **Namaste** "nah-mah-steh"



Mia



Ahan



Bari

Amazing Mazes!

It's a Monster Maze! Choose your MonsterWheelie and pick up all the tires before racing to the finish line!




UNIVERSAL | DREAMWORKS
MIGHTY MONSTER WHEELIES
START
ROAD CLOSED
ROAD CLOSED
FINISH
Did you find all 14 tires?

Let's Match!

We've received a transmission from the Mice Squad! They need your help connecting each fact file to its matching creature.

A

I look like I'm wearing a mask! Sometimes I wash my food. By feeling it while it's wet, I can learn more about what I'm eating.



AMERICAN BITTERNS

B

We talk to each other using our antennae and find our way around using our sense of smell. You can usually find us in big groups.



RACCOON

C

We're great at camouflage! Our brown and yellow feathers help us blend in with the grass and reeds.



WOOLLY BEAR CATERPILLAR & ISABELLA TIGER MOTH

D

Even though I'm an insect, I'm covered in hair! When I've had enough to eat, I pupate. That means I make a cocoon and change into a moth.



ARMY ANTS

ANSWER KEY: A. Raccoon; B. Army ants; C. American bitterns; D. Woolly bear caterpillar & Isabella tiger moth



Discover more adventures from The Creature Cases!

A

I use my pincers to attack and my venomous tail to defend myself. I'm mostly nocturnal, which means I sleep during the day.

B

Each one of us has a unique set of spots. We like to live in groups called clans and talk to each other through "whoop" sounds.

C

We have silvery patterns on our shiny skin. Our eggs need water to hatch, so we lay them in dry ponds and wait for the rain to cover them up.

D

I live in the Amazon rainforest in South America. While I can slither on the ground, I'm actually a lot better at swimming.



FLATWOODS SALAMANDERS



ANACONDA



SPOTTED HYENAS



SCORPION

ANSWER KEY: A. Scorpion; B. Spotted hyenas; C. Flatwoods salamanders; D. Anaconda

Dot-to-Dot

Connect the dots and color!





Scan here for more Hot Wheels Let's Race fun!



LET'S COLOR!







FIND THE HIDDEN DINOSAURS

Locate all the hidden dinosaurs before they catch up to the Camp Cretaceous crew.

Key



Allosaurus



Pantera



Tiger



Ghost



Suchomimus



T. rex





Answer Key

ALL ABOUT

write your name here!

_____

WHO ARE YOU?

Jentry's Chinese–American heritage, her friends in South Korea, and her hometown in Texas all help make her who she is. DRAW and WRITE DOWN the people, places, and things that are part of your identity.

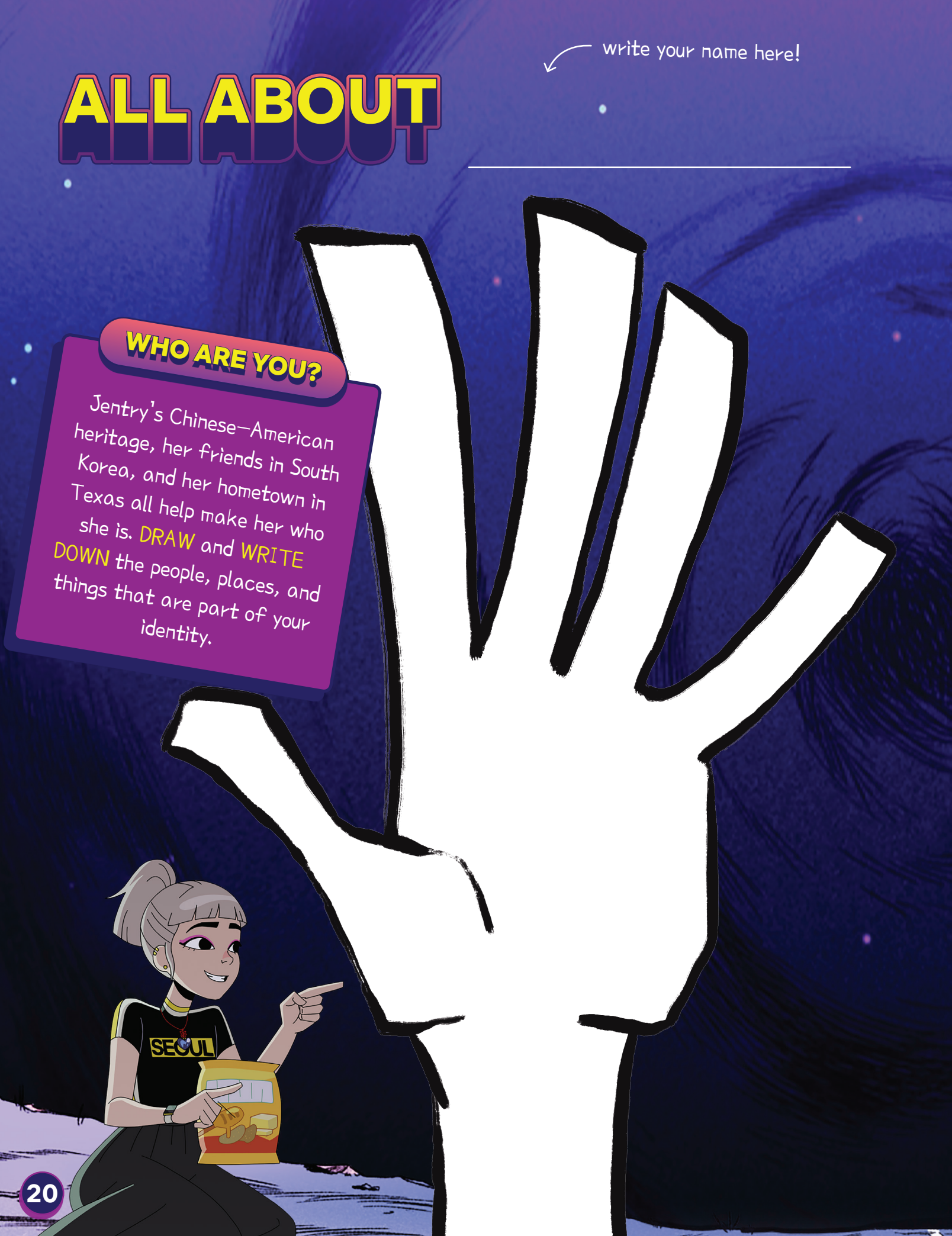

Decorate the hands to show off your true, authentic self.

WHO DO YOU WANT TO BE?

Imagine who you could become! DRAW and WRITE DOWN your future dreams. Do you want to be a teacher, a chef, a demon hunter with ancient powers? Remember, you are who you choose to be.



ROLL A SILLY STORY

Grab a dice and go on a magically odd adventure!
Roll to get your character, setting, and thing.

Circle your results for each roll

	•	••	⁘	⁙	⁙	⁙
1ST ROLL **CHARACTER**	 Hazel	 Wanda	 Cosmo	 Jasmine	 Winn	you choose
2ND ROLL **SETTING**	the parade	the cafeteria	Fairy World	the museum	the playground	you choose
3RD ROLL **THING**	dinosaur	pudding	rock	dirt bike	emu	you choose

Read through the story and roll for each missing **adjective**, **noun**, or **verb**.

Keep rolling!

	•	••	⁘	⁙	⁙	⁙
ADJECTIVE	fearless	stinky	fairly odd	hairy	sparkly	you choose
NOUN	pizza	trampoline	skateboard	pillow	squirrel	you choose
VERB	wish	snoop	bounce	meditate	dance	you choose

The Case of the Missing Magical _____ (THING)

On a fairly regular day, _____ (CHARACTER) was _____ (VERB (+ING)) around _____ (SETTING) when they noticed the magical _____ (THING) was gone!

With suspects crawling through _____ (SETTING) like _____ (NOUN (PLURAL)), Detective _____ (CHARACTER) was sure to crack the case. Suddenly, there was a _____ (ADJECTIVE) thump in the distance. And as you know, all thumps are clues. As Detective _____ (CHARACTER) carefully _____ (VERB (PAST TENSE)) toward the noise, the _____ (ADJECTIVE) suspect _____ (VERB (PAST TENSE)) by carrying the _____ (THING). _____ (CHARACTER), hot on the suspect's trail. Quickly, _____ (CHARACTER) used magic to turn the suspect into a _____ (NOUN), stopping them in their tracks.

_____ (CHARACTER) triumphantly held up the _____ (THING) and celebrated with a _____ (ADJECTIVE) cheer.

CASE SOLVED!

Scan this code to print and make your own dice



MYSTERY CROSSWORD

Look at the pictures for clues to solve the puzzle and mystery word.

Test your Barbie Mysteries knowledge!















Across

2. You need this to travel internationally ★
4. Horseback riding competitions are held in an _____
6. Horses commonly eat this
8. A person who solves mysteries
13. An Italian city where you can ride a gondola ●
14. A person who rides horses
15. A place to keep a horse ■

Down

1. Barbie "Malibu" Roberts' necklace charm ▲
3. A special seat placed on the back of a horse
5. Running after someone to try to catch them
7. A famous clock tower in London ◆
9. Another way to travel that rhymes with "plane"
10. To solve mysteries, you have to gather _____
11. A young horse
12. Always wear a _____ when riding a horse ▼



Answer Key

1. horseshoe; 2. passport; 3. saddle; 4. arena; 5. chase; 6. hay; 7. Big Ben; 8. detective; 9. train; 10. clues; 11. foal; 12. helmet; 13. Venice; 14. equestrian; 15. stable



Unscramble the pink squares in the crossword to find out what type of gemstone is on the stolen saddle in Barbie Mysteries!



MAZE QUEST

Help Ellian find her way through the Dark Forest of Eternal Darkness.



START







END

HELPFUL TIP: Cut off the back cover before cutting out your craft.

When you're done with the magazine, pass it on!

Cut out and dress up your very own Spellbound paper doll!



Ask an adult to help you cut out this craft

Fold solid lines

Cut dotted lines









← Stand

SPELLBOUND

NETFLIX
Family
MAGAZINE
3+

Netflix
5808 W. Sunset Blvd.
Los Angeles, CA 90028-6607

©2024 Netflix
All rights reserved.
www.NetflixFamily.com

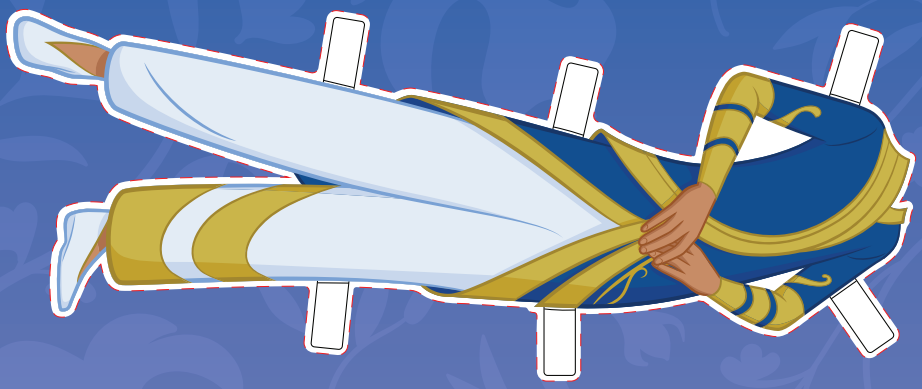





Fold solid lines

Cut dotted lines



PAPER DOLL ART BY FABIO LAGUNA, INSTAGRAM: @FABIO_LAGUNA_ART

USA/11/24

SPELLBOUND

Stand →