

N

netflix Jr.  
magazine

Issue 3



# Let's Learn!

Adventures • Stories • Stickers • Crafts and more!



# Reading Corner



Issue No. 3 • September 2022

**Editors-in-Chief:**  
Megan Sayers Chapham  
Kristen Chang

**Creative Director:**  
Michel DeAscentiis

**Project Manager:**  
Nicholas Rispoli

**Production:**  
Janeita Bellamy

**Brand Design:**  
Noah Nathan

**Child Development Consultant:**  
Christine Ricci

**Design and Editorial:**  
Judy O Productions, Inc.  
Public Address Network  
Chapter & Verse

**Magazine Production:**  
Judy O Productions, Inc.

**Editorial Offices:**  
Netflix | 5808 W. Sunset Blvd.  
Los Angeles, CA 90028-6607

**Email:**  
netflixjr@netflix.com

Copyright ©2022 Netflix  
All Rights Reserved.

No part of this publication may be reproduced, distributed, or transmitted in any form or by any means, including photocopying, recording, or other electronic or mechanical methods, without the prior written permission of the publisher.

*Netflix Jr. Magazine* is published quarterly.  
ISSN: 2771-3008 (print)  
ISSN: 2771-3016 (online)  
Printed by NGS, Appleton, WI  
Presorted Standard postage paid at  
Stevens Point, Wisconsin 54481

To subscribe to *Netflix Jr. Magazine*, change your address, or for other customer service needs, please contact us:

**Online:** NetflixJr.com  
**Write:** Netflix (Attn: Netflix Jr.)  
5808 W. Sunset Blvd.  
Los Angeles, CA 90028-6607

Sign up for  
your free copy  
of Netflix Jr.  
Magazine at  
NetflixJr.com.

POSTMASTER: Send address changes to:  
Netflix Jr. Magazine, Attn: Netflix  
5808 W. Sunset Boulevard  
Los Angeles, CA 90028-6607



Certified Sourcing

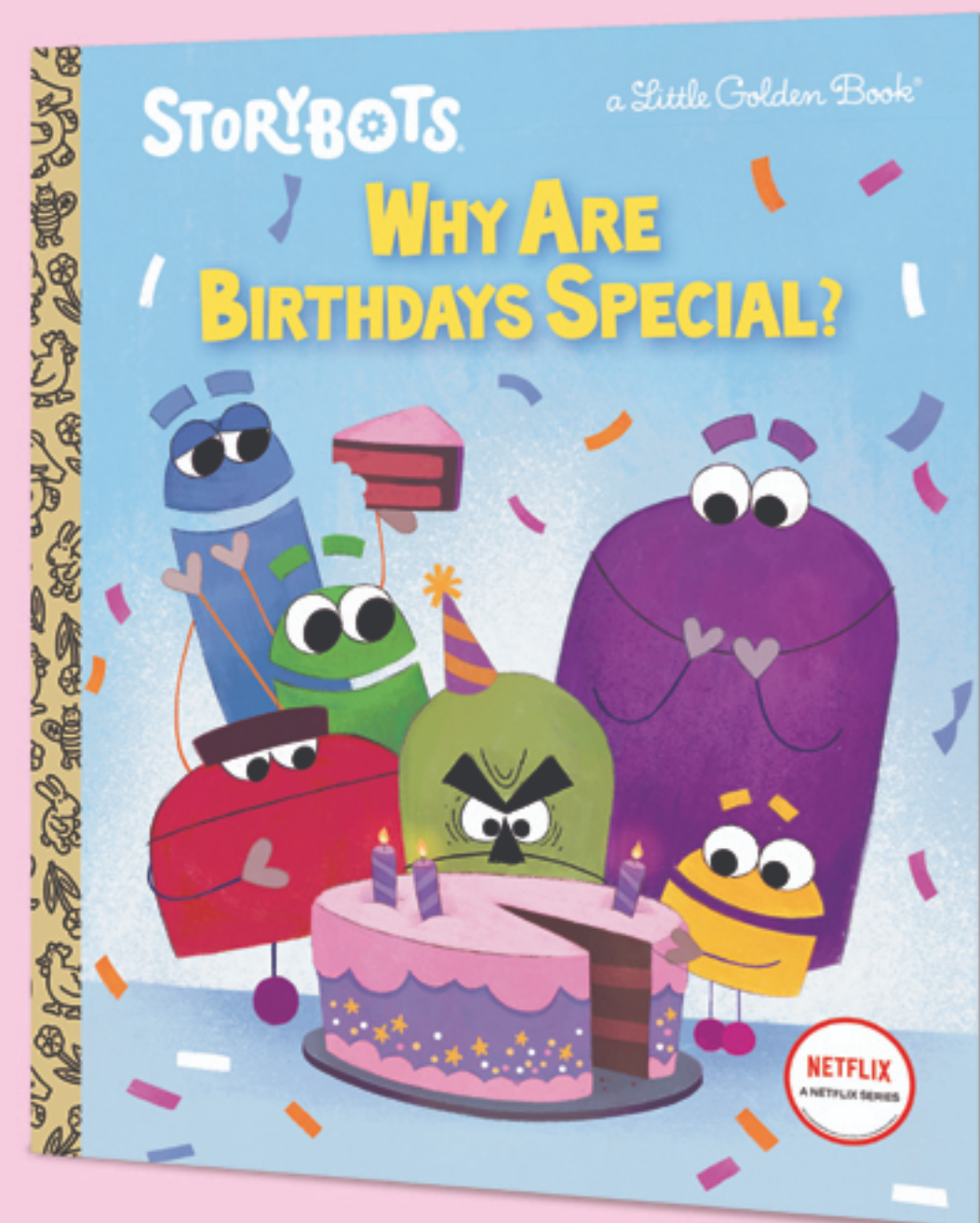
www.sfprogram.org  
SF-01060



## Exploring Flight!

*Ada Twist, Scientist: The Why Files #1*  
by Andrea Beaty, Dr. Theanne Griffith  
Ages: 5-8 years

Discover everything there is  
to know about flight with Ada  
Twist, Scientist from animals  
that fly to airplanes!



## Why Are Birthdays Special?

by Scott Emmons and Taylor Price  
Ages: 2-5 years

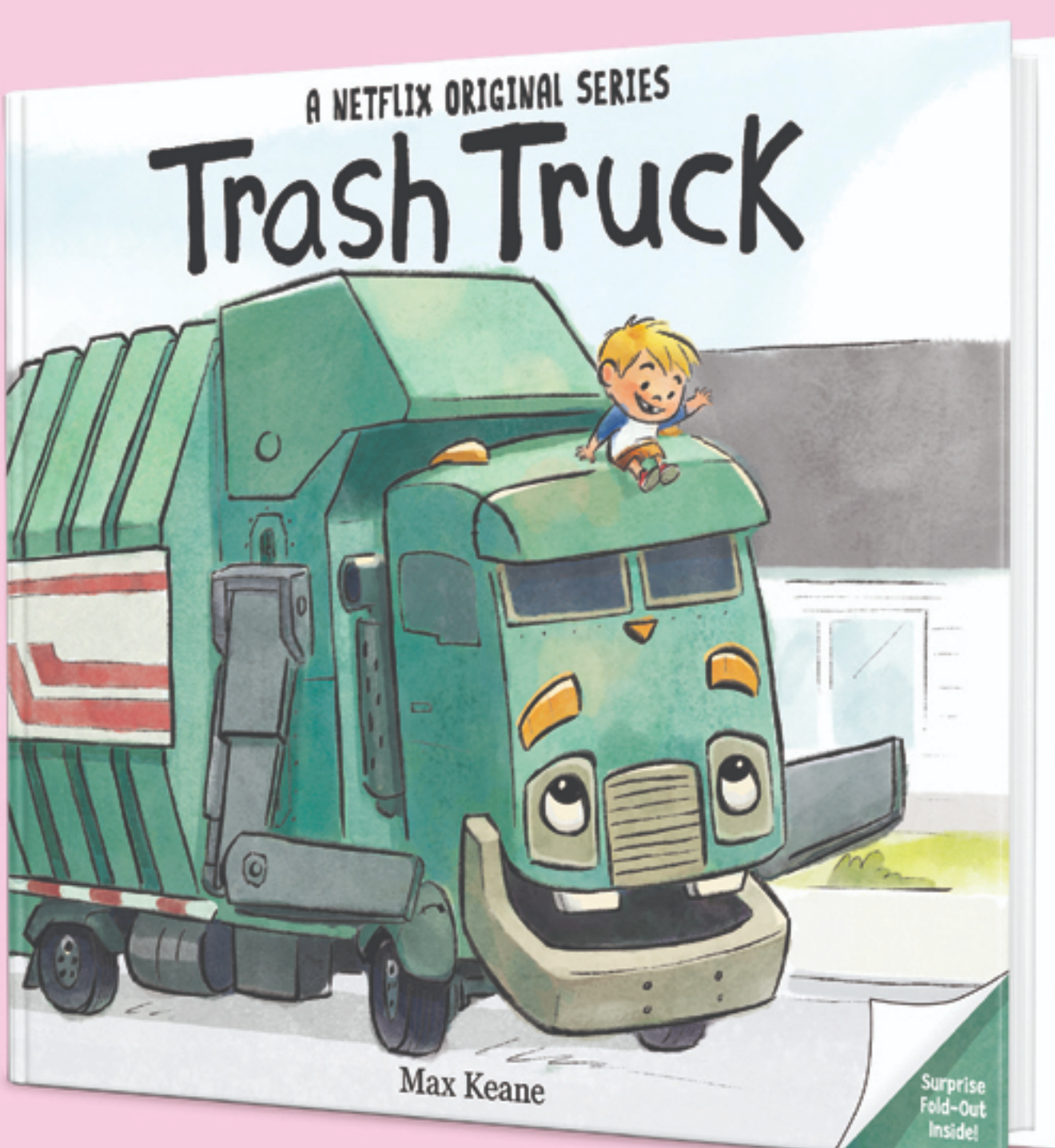
Happy birthday to you! Learn  
why birthdays are special with  
Beep, Bing, Bang and the rest  
of the StoryBots.



## Why We Need Water

by Cynthia Ines Mangual  
illustrated by Sarah Rebar  
Ages: 3-7 years

Water is wonderful! Waffles and  
Mochi find out why as they travel  
around the world to learn about all  
the different ways water is used.



## Trash Truck

by Max Keane  
Ages: 4-8 years

When Hank, a six-year-old boy  
with a big imagination, makes  
friends with a giant, honking,  
snorting Trash Truck, his life  
is changed forever!



Stories with  
all your favorite  
characters from  
Netflix Jr. Magazine  
are now streaming  
on Netflix.



# What's Inside

## Story Time

- 10 The Rocky Mountain Rockslide  
Octonauts Above & Beyond
- 14 Rapping with the Planets!  
StoryBots

## Fun & Games

- 4 Count to Six  
Numberblocks
- 5 Dot-to-Dot  
CoComelon • Chip and Potato
- 6 Find the Hidden Objects  
Gabby's Dollhouse
- 8 What Comes Next?  
LEGO City Adventures
- 12 Spot What's Different!  
Big Tree City
- 22 Meet the Spirit Rangers  
Spirit Rangers
- 23 Let's Stretch!  
Deepa & Anoop
- 26 All About Lizards  
Ada Twist, Scientist

## Let's Make It

- 9 Experiment Lab  
Ada Twist, Scientist  
Magic Milk Experiment
- 20 Snack Time  
Octonauts Smoothie Bowls
- 24 Craft Corner  
DIY Action Pack Costume Hoodie



**Find the pencil**   
hiding within this magazine.


Look for us online!  
[NetflixJr.com](https://www.netflixjr.com)





# Count to Six

Count the blocks in each Numberblock and write their number!



Print a worksheet to help your child practice writing numbers 1-20

4 Look at the dice. Can you spot the one that has six dots?






# Dot-to-Dot

Connect the dots and color!



CoComelon





# Find the Hidden Objects







Can you help Gabby find the **ten hidden objects** on the right? Look close!





# What comes next in each sequence?

Help Shirley, Fleck and Duke finish the patterns.





# Let's Make It

## Magic Milk Experiment

ADA TWIST  
SCIENTIST

1. Pour milk into bowl



2. Add food coloring drops



3. Pour dish soap into a bowl



4. Use cotton swab to add soap to milk




Did you know?

A hydrophobic material will move away from water and a hydrophilic material will move towards water.



Watch this experiment in action on YouTube



Have an adult help you with this project



# The Rocky Mountain Rockslide

When the mountain creatures are threatened by falling rocks, the Octonauts roll in to save the day!



1



Paani is at the data station. Something is making cracks in the ground! "This is caused by snow turning into water then freezing again," he says.

2



Paani is worried that the mountain creatures are in danger. "When the ground cracks and splits apart, it causes rockslides!"

3



The Octonauts arrive in the Terra-Gup 2 to help Paani rescue the mountain animals.

4



The Terra-Gup 2 picks up some small pikas. "Now that they are safe, let's get the martens!" says Captain Barnacles.



5



The team discovers one little marten is missing from his family. Paani slides to the rescue!

6



Captain Barnacles and Paani meet a stubborn herd of mountain goats that doesn't want to leave the ridge.

7



**Did you know?**  
Mountain goats have pads on their feet to help them climb steep slopes.

The mountain goats don't think there is any danger. Suddenly, the oldest mountain goat nearly falls into a huge crack! "Hurry," says Captain Barnacles. "The rockslide is coming!"

8



"Yes!" says Paani. "Let's get going!"  
The goats give Paani and the Captain a ride. Whew! They reach the bottom safe and sound.

9



"That gup really stood up to the rockslide," says the old goat. "She's almost as tough as an old mountain goat!" Tweak says.



# Spot what's different!





Can you help Splash and Flame  
find 10 differences between these pictures?

**ANSWERS:** 1. Splashy's wrench is gone 2. The lamppost is orange 3. The bridge is pink 4. Pecky has joined Splash and Flame 5. Yellow triangle on bottom left corner is green 6. Kit is standing next to the lamppost 7. The trim on Flame's jacket is yellow 8. Sign is missing from the top of the building 9. The yellow balcony is pink 10. The window is missing from the orange building





# Rapping with the **Planets!**


Yo, I'm the **SUN**!  
I'm the center, you see?




I've got eight great  
**PLANETS**  
all orbiting me!







And I'm **SUPER HOT!**  
You know it's true.  
Now I'll pass the mic  
so you can meet my crew.



I'm **MERCURY**,  
next to the blazing sun.  
Out of all eight planets,  
I'm the smallest one.

**Planetary  
FACT**  
Mercury is  
about the size  
of the Earth's  
moon.



I'm the one called **VENUS**.  
I'm about Earth's size.  
I'm the **BRIGHTEST** planet  
in the dark night skies.



And I'm **EARTH**!  
With my Land, air, oceans too,  
I'm a home for the fish, birds,  
beasts – and **YOU**!





Planetary  
**FACT**  
Mars has  
two moons.



I'm **MARS**, and I'm Earth-Like,  
it's been said,  
but I'm half the size,  
and I'm colored **RED**.

Check it out, I'm **JUPITER**,  
**HUGE** in mass.


But I've got no land,  
'cause I'm made of **GAS**.





I'M **SATURN!**

I'm not like all the rest,  
'cause I've got these **RINGS**.  
(I can see you're impressed!)



Planetary


**FACT**

The rings around  
Saturn are made of  
dust and rocks.

I'm the planet **URANUS**.

I'm weirdly built.

I'm mostly **ICE**,  
with a sideways tilt.





And I'm **NEPTUNE**,  
**WINDY, DARK** and **COLD**.

That's just the way  
I've always rolled!



They're all so cool,  
I'm proud to list 'em.  
They're my posse, my crew,  
my **SOLAR SYSTEM**!



Keep on spinning,  
**PLANETS!**



# Let's Make It

## Octonauts Smoothie Bowls

Have an adult help you with this project



### KWAZII BOWL

**Smoothie:** Mango chunks, milk, ice cubes and banana  
**Toppings:** Purple and blue fruit roll strips

Cut mango triangles  
Orange fruit gummies  
Cut strawberry  
Chia seeds



### CAPTAIN BARNACLES BOWL:

**Smoothie:** Coconut chunks, milk, ice cubes and banana  
**Toppings:** Shaved coconut  
2 blueberries  
Blue fruit roll strip  
Blue fruit gummy  
Coconut smoothie mixed with blue matcha (for ears and mouth)



**SMOOTHIE BOWL BASE:** Each smoothie bowl is created with frozen fruit, ice cubes, your choice of milk (dairy, almond, coconut or oat) and a banana. Mix together in a blender on a low setting until desired thickness and color is achieved. Add honey to sweeten, if needed.



## PESO BOWL

**Smoothie:** Pineapple chunks, milk, ice cubes and banana

### Toppings:

Shredded coconut  
Blackberries  
2 blueberries  
Cut mango  
Blue fruit roll strip



## PROFESSOR INKLING BOWL

**Smoothie:** Strawberries, milk, ice cubes and banana

### Toppings:

2 strawberries  
2 blueberries  
Blue and pink fruit roll strips  
2 mini marshmallows  
Shredded coconut



## DASHI BOWL

**Smoothie:** Mango chunks, frozen orange juice concentrate, milk, ice cubes and banana  
**Toppings:** 2 blueberries  
Blue and pink fruit roll strips  
Orange and purple gummies  
Granola







# Meet The Spirit Rangers

Draw a line to match each kid with their Spirit Ranger form!

## Summer

As a Spirit Ranger, I have short wings so I can fly fast. With my powers, my eyesight is amazing which helps me spot trouble from far away.

*Who am I?*



## Eddy

When I'm Spirit Ranger ready, I'm green, calm and steady. With my powers, I become a reptile with a hard shell on my back.

*Who am I?*



## Kodi

I'm a Spirit Ranger who can roar loudly and likes to climb trees. Some of my friends have brown fur, but when I use my powers, I'm a blue color.

*Who am I?*



We are park protectors who can transform into animals. We're Spirit Ranger ready!



# Let's Stretch!

**Stretch**  
your body from  
side to side.



**Reach**  
with your arms  
and touch the sky!



**Lift**  
each leg and  
count to ten.



**Breathe**  
two times  
and do it again!





# Let's Make It

## DIY Action Pack Costume Hoodie

Have an adult help you make this



### Supplies:

- Blue hoodie
- Felt: white, light & dark blue
- Hot glue
- Scissors



Watts



Treena

Wren


Clay



Watch the video tutorial to make hoodies for all four Action Pack heroes!



1



**Draw a lightning bolt outline on white felt. Then cut it out.**

2



**Use the white bolt as a guide to draw and cut a larger blue bolt. Glue both bolts together.**

3



**Glue the white and blue bolts to the dark blue felt. Then cut out a larger dark blue bolt.**

4



**Cut 2 circles out. The dark blue circle should be slightly bigger. Glue them together.**

5



**Cut out a 2" white bolt and glue it to the dark blue felt. Next cut a slightly larger dark blue bolt.**

6



**Glue lightning bolt to the circles. Paste all the symbols to the hoodie!**



# All About Lizards



**Do you know that lizards smell with their long, skinny tongues?**

*What part of your body do you smell with?*

**Lizards have hairy feet that work like suction cups. This helps them climb on walls or hang upside down!**


*Where would you hang upside down?*



**Lizards take naps in the sun... but when it gets too hot, they find a shady spot!**

*Do you like to play in the sun or the shade?*

Watch “The Curious Case of Lil’ Liz” from Ada Twist, Scientist on YouTube





Cut out and save these fun  
door hangers and collectible  
character badges!



Ask an adult to help you cut.



When you're  
done with the  
magazine, pass it  
on to a friend and  
remember to  
recycle!



Let's  
Learn!



ASK THE  
STORY  
BOTS



Welcome to the  
**FUN!**



DeePa & Anoop



netflix



3+



Netflix  
5808 W. Sunset Blvd.  
Los Angeles, CA 90028-6607

©2022 Netflix  
All rights reserved.

[www.netflixjr.com](http://www.netflixjr.com)

STRIPES



OFF TO **SAVE**  
**THE DAY!**



**BIG TREE**  
**CITY**

J.J.



see you after  
**SCHOOL!**



 **Cocomelon**