

Order Guide

Lodging Systems

Global | 02.01.2025



Table of Contents

04	HOW TO USE THE ORDER GUIDE	47	PERIMETER ACCESS
06	ACCESS CONTROL SYSTEMS	48	SR SERIES RFID
06	AMBIANCE ACCESS MANAGEMENT SOFTWARE	49	SR SERIES RFID (RCU/ECU)
06	Device Support	50	RAC5 ACCESS CONTROLLERS Available Readers
07	Starter Kit	51	RAC5 MULTI-FLOOR CONTROLLER
08	Ordering	52	RAC5 PERIMETER ACCESS CONTROL LT & XT
09	ENCODERS	53	QUANTUM SERIES RCU/ECU & MCC/EMCC
09	Network RFID	59	SAFFIRE LX EXIT DEVICE OPERATOR
09	M-UNIT	61	EXIT DEVICE OPERATOR CONFIDANT RFID
10	GATEWAYS	62	RT PLUS PANIC BAR TRIM
10	Gateway GEN II	63	MT SERIES EXIT DEVICE
		65	E-PLEX 2000 SERIES
11	ELECTRONIC DOOR LOCKS	66	PERIMETER ACCESSORIES
12	DOOR HANDING	67	ACCESSORIES
13	Installation type	69	SUGGESTED APPLICATIONS
15	SAFFIRE LX		
15	Starting Kits	71	LOCK ACCESSORIES
16	Ordering NA	72	CORES, CYLINDERS FOR RT SERIES
18	Ordering European	73	KEYS FOR RT SERIES
20	CONFIDANT KIT 1 (European Mortise)	74	DECORATIVE PLATES FOR SAFFIRE LX
21	CONFIDANT KIT 2 (European Mortise)	75	DECORATIVE PLATES FOR RT SERIES
22	CONFIDANT KIT 3 (European Mortise)	76	DECORATIVE PLATES CONFIDANT RFID
24	CONFIDANT KIT 3 (ANSI MORTISE)	77	MISCELLANEOUS PLATES
25	CONFIDANT (TUBULAR LATCH)	78	STRIKES FOR RT SERIES
26	RT PLUS	80	MISCELLANEOUS PARTS FOR RT SERIES
30	MT SERIES		
32	QUANTUM SERIES	81	COMPLIMENTARY PRODUCTS
34	QUANTUM IV	82	ELECTRONIC IN-ROOM SAFE
38	QUANTUM PIXEL+	84	KEYCARDS & PRINTING
		85	dormakaba Design Keycards, FOBs & Wristbands
42	UPGRADE KITS		
43	MT SERIES UPGRADE KIT		
44	QUANTUM RFID UPGRADE KIT		
45	QUANTUMIV UPGRADE KIT		
46	QUANTUM PIXEL+ UPGRADE KIT		

Table of Contents

86	LEGACY PRODUCTS	149	LEGACY PERIMETER ACCESS
87	LEGACY COMPLEMENTARY PRODUCTS	150	EXIT DEVICE OPERATORS
89	SAFLOK SYSTEM 6000	151	CONFIDANT RFID
90	SAFLOK MESSENGER LENS WIRELESS ONLINE SYSTEM	152	ILCO RAC4 – 4XT
92	ILCO ATLAS	153	SAFLOK QUANTUMII RFID REMOTE/ ELEVATOR CONTROL UNIT (RCU/ECU)
93	Components	155	SAFLOK QUANTUMII RFID MULTI CHANNEL CONTROLLER (MCC/EMCC)
95	ILCO FDU (FRONT DESK UNIT)	156	SAFLOK QUANTUMIII RFID REMOTE/ELEVATOR CONTROL UNIT (RCU/ECU)
96	Components	158	SAFLOK QUANTUMIII RFID MULTI CHANNEL CONTROLLER (MCC/EMCC)
97	Property Management System Interface	159	SAFLOK RT PANIC BAR TRIM
100	TYPE 7 ENCODER	160	SAFLOK MT SERIES EXIT DEVICE
101	ENCODERS		
102	LEGACY ELECTRONIC DOOR LOCKS	162	LEGACY LOCK ACCESSORIES
103	LOCK FINISHES	163	LOCK ACCESSORIES
105	DOOR HANDING	177	KEYCARDS AND OTHER PRINTING
106	LOCK INSTALLATION		
107	ILCO 790 RFID		
111	CONFIDANT RFID (EUROPEAN MORTISE LOCK CASE)		
111	CONFIDANT RFID KIT 1		
113	Spare Parts		
114	CONFIDANT RFID KIT 2		
115	Spare Parts		
117	CONFIDANT RFID KIT 3		
118	Spare Parts		
120	CONFIDANT RFID (ANSI MORTISE LOCK CASE)		
124	ILCO Q90		
126	SAFLOK QUANTUMII RFID		
128	SAFLOK QUANTUMII MECHANICAL KEY OVERRIDE (MKO)		
130	SAFLOK QUANTUMIII RFID		
132	SAFLOK QUANTUMIII MECHANICAL KEY OVERRIDE (MKO)		
134	SAFLOK QUANTUMIV RFID		
136	SAFLOK QUANTUMIV RFID MKO		
138	SAFLOK QUANTUM RFID		
140	SAFLOK RT RFID		
144	SAFLOK MT RFID		
146	QUANTUM PIXEL		

How to use the Order Guide

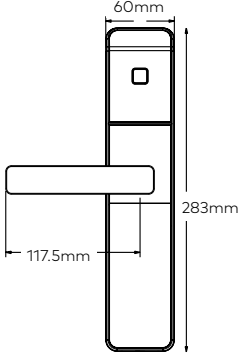
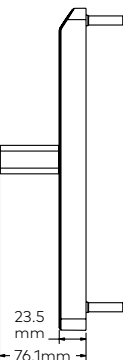
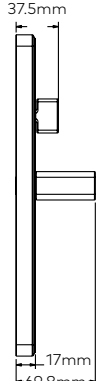
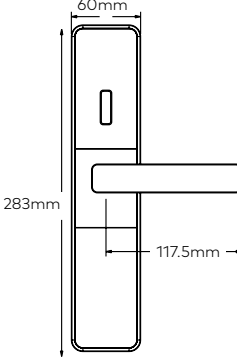
In some situations the part number has to be assembled to specify the product and the desired options.*
This is done by creating a number for your required options, as shown in the example below:.

Lodging Order Guide

dormakaba

Confidant Kit 2 (European Mortise Lock Case)

Ordering

Front

Front Side

Back side

Inside

Standard Model Number														
C	F	00	O	K	S	-	7	4	C	R	-	N	P	S
Lock Model			Bluetooth	Outside Housing Options		Installation Options			Inside Housing Options					

Most common model ordered

Build the model number with the required options													
C	F	00	•	•	•	-	•	•	•	-	•	•	•
Lock Model			Bluetooth	Outside Housing Options		Installation Options			Inside Housing Options				

Part number with your options

Lock Model		Bluetooth	Outside Housing Options		Installation Options				Inside Housing Options			
Confidant (Fixed value)	System (Fixed value)	Operating System	Bluetooth	Cylinder Support	Outside Lever	Spindle Kit	Mounting Screw	Finish	Mounting Plate	Cylinder Support	Privacy	Inside Lever
C	S**** Saflok Stand alone	00 Messenger Ready	0 No BLE	K Cylinder Support	S Short Return	7 7 mm	M	C Satin Chrome Interior	R Rose Mount	C* Euro profile or Swiss cylinder (no privacy)	N No Thumbturn, no privacy	S Short Return
F	RO Saflok NFC	M1 Messenger US	1 BLE Ready	E No Cylinder	L Long Return (approved for EN 179)	8 8 mm		B Satin Brass Interior	B Backplate mount	N No cylinder	P Privacy Thumbturn	L Long Return
		M2 Messenger EU/Asia	2 BLE Enabled		N No Lever	9 9 mm (Required for DIN certified locks)		E Satin Chrome Exterior			Q No thumbturn with privacy cable for dormakaba 395M	N No Lever
		M3 Messenger Int'l	D Demo No BLE		A DIN 2.0	B Austria 8.5 mm		H Satin Brass Exterior				A DIN 2.0 Requires 9mm spindle
		MW Messenger Int'l	E BLE Enabled Demo		Note: All lever handles compliant with DIN 18273.			U Satin Chrome Oceanfront (not appropriate if exposed to weather)				Note: All lever handles compliant with DIN 18273.
		NO Escape Return	H BLE Hilton (Only for Hilton properties)									

Select your options from these sections

* For assistance with part ordering, visit dormakabalodgingstore.com or contact Customer Service at 1.800.999.6213 or by email: customerservice@dormakaba.com

Access Control Systems



Ambiance™

Access Management Software

Device Support

Lock & Reader Profile Compatibility

Ambiance fully supports RFID style locks.

The latest version of Ambiance is compatible with the following reader profiles:

- RT Plus
- RT RFID
- Confidant
- MT RFID
- Quantum RFID Series
- Quantum Pixel
- Saffire
- RAC5 LT, XT, MFC
- RCU
- ECU
- MCC 8/12 Channel Elevator Controller
- EMCC Elevator Controller
- MFC Elevator Controller (offline operations Saffire, RT Plus)

Encoder Compatibility

The following encoders are compatible with Ambiance. Legacy encoders are not supported.

- dormakaba RFID Encoder Gen II (Encoder Kits: CEIPRF6020 for N. America and CEIPRF6120 for International)
- dormakaba RFID Encoder GEN I (Encoder Kits: CEIPRF6000 for N. America and CEIPRF6100 for International)

RFID Key Card Profile Compatibility

Ambiance is compatible with the following RFID keycard profiles:

- Supports MIFARE Ultralight C, MIFARE Plus* EV2, and MIFARE DESFire EV3 credentials
- Available in keycards, key fobs, and wristbands

Maintenance Unit Compatibility

- M-Unit

PMS Compatibility

The following property management software (PMS) interface protocols are available with Ambiance:

- LGS REST API – Preferred interface
- IRS – dormakaba's proprietary serial interface
- FIAS – Oracle interface
- Web Services

BLE Support

- Compatible with BlueSky Access mobile app
- Other 3rd party app compatibility as per BLE business model

*MIFARE Plus: When used in enhanced security mode available in Ambiance V2.10+

Ambiance™ Starter Kit

Starter Kit

INDIVIDUAL COMPONENT	COMPONENT PART NUMBER	Large Hotel Kit	Small Hotel Kit
Ambiance Program Install (USB Key) Incl PMS Interfaces	71590-SWA	1	1
dormakaba RFID Encoder Gen II	75720	2	1
Power Supply, USB	126-515174	3	2
Cable USB A, Micro B, 10'	71680	2	2
Cable, CAT 5E, 10'	71590-10	2	2
M-Unit	117-512880-009	1	1
Case, M-Unit	999-513684	1	1
Cable, M-Unit (Interface)	011-512884	1	1
Velcro, Black	A27760-BLACK	1	1
ASSY, BASE, M-Unit	74380	1	1
Programming & Auditing Probe	Based on lock type	1	1

Compatible Encoders

RFID Kit	Product #	
dormakaba RFID Encoder Gen II (North America)	CEIPRF6020	
dormakaba RFID Encoder Gen II (INTL)	CEIPRF6120	
INDIVIDUAL COMPONENTS	COMPONENT PART NUMBER	KIT QUANTITY
dormakaba RFID Encoder Gen II	75720	1
Power Supply, USB (North America)	126-515174	1
Power Supply, USB (INTL)	126-515154	1
Cable USB A, Micro B, 10'	71680	1
Cable, CAT 5E, 10'	71590-10	1

Ambiance™

Access Management Software

Ordering

Lock System Kits

Standard Model Number																		
S	K	A	2	—	Q	R	I	P	R	2	H	6	0	1	9	0	0	0
System		Version		Lock Family		Encoder				Handheld		Power Adapter	Door Count		Mobile Option	Online Option	Access Control	

Build the model number with the required options																		
S	K	A	2	—			I	P	R	2	H	6						
System		Version		Lock Family		Encoder				Handheld		Power Adapter	Door Count		Mobile Option	Online Option	Access Control	

							Software Configuration		
System	Version	Lock Family	Encoder	Handheld	Power Adapter	Door Count	Mobile Option	Online Option	Access Control
SKA Ambiance Software	2	QR Quantum RFID	IPR2 dormakaba RFID Encoder GEN II	H6 M-Unit	0 North America	09 1-99 doors (1 encoder)	0 Standalone	0 Standalone	0 Standalone
		1 International			19 100-199 doors (2 encoders)	1 MX (Mobile)	1 dormakaba	1 KC (Keyscan)	
					20 200-449 doors (2 encoders)	2 RX Link	2 MA (Matrix)		
					45 450-599 doors (2 encoders)				
					60 600+ doors (2 encoders)				

Encoders

Overview

Network RFID Encoder Gen II

- Connects directly to PC via USB or to Ethernet network via TCP/IP
- Supports MIFARE Ultralight C, MIFARE Plus* and MIFARE DESFire credentials
- Operates in accordance with ISO 14443A
- Encodes a variety of RFID credentials, such as keycards, fobs, wristbands, etc.
- Used in conjunction with dormakaba RFID locks

Dimensions	1.5"H x 6"D x 3.3"W
Keycards Encoded	MIFARE Ultralight C, MIFARE RFID Plus 2K*, 4K, MIFARE DESFire.
Connectivity	To PC via USB or serial port; to Ethernet network via TCP/IP port



M-Unit™

M-Unit™ is a portable programming device used for lock programming, interrogations, lock diagnostics and can be used as an auxiliary key encoding terminal. The M-Unit is equipped with new enhanced features keeping staff efficiency in mind, while incorporating a new sophisticated look and feel.

System Features

- USB connectivity; increased capacity and speed
- Storage capacity: 500+rooms
- Unit can be pre-programmed for the day
- Load a 300+ room property in seconds
- Interrogate 1000 lock events under 2 minutes
- Enhanced configurable security
- Advanced diagnostics
- Auxiliary Terminal functionality for encoding
- Advanced lock search function
- Interrogation reports can be viewed on the display
- Integrated with System 6000 V4 and Ambiance Access Management Software
- Power off and backlight timer settings

M-Unit Dimensions

Height	Depth	Width
1"	7"	3"



Ordering

Part #	Description
CEIPRF6020	dormakaba RFID Encoder Gen II Encoder Station, dormakaba RFID Encoder (North America)
CEIPRF6120	Encoder Station, dormakaba RFID Encoder (INTL)
CH899099	M-Unit Kit

*MIFARE Plus EV2: When used in enhanced security mode available in Ambiance v2.10+

Gateways

Overview

Gateway Gen II

Elevating hotel's security infrastructure with the dormakaba Gateway GEN II, an online device seamlessly connecting standalone electronic door locks and the access control system through the ZigBee communications protocol. Purpose-built for dormakaba Zigbee enabled locks, this gateway reinvents how you manage and monitor access in your hospitality establishment.

System Features

End-to-End Encryption

- Radio Frequency (RF) communications at 2.4 GHz, which is globally license-free
- Secure networking (128 AES encryption)
- Self-forming networks
- ZigBee Prostack standard (large scale, network stability, resilient): - Ideal for large scale properties (thousands of nodes)
- Asymmetric link handling
- Network stability even when nodes are within close proximity
- Extended battery life with deep and special parent functions
- Resilient – ensured by frequency agility



Part #	Description
GWWZA00WHTS	Wall Mount North America

Standard Model (Example) (Continue building the model number to the right)

Style	Mount	Communication	Wi-Fi	BLE	Color	Version
GW	W	ZA	0	0	WHT	S

Build the model number with the desired options (Continue building the model number to the right)

Style	Mount	Communication	Wi-Fi	BLE	Color	Version
GW			0	0		

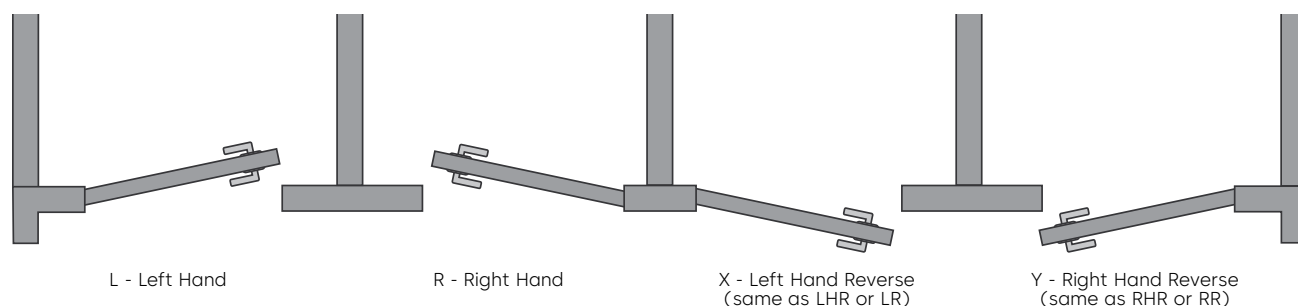
Style	Mount	Communication	Wi-Fi	BLE	Color	Version
GW Gateway	D Desktop Mount W Wall Mount	ZA Zigbee North America ZE Zigbee Europe / Asia ZI Zigbee International 00 No Zigbee	0 No Wi-Fi	0 No BLE	WHT White	S Saflok

Electronic Door Locks



Door Handing (North America)

All locks require specification of door handing. To determine the hand, face the door from the outside and select the corresponding diagram below.



Lock Function

Standard

These locks remain permanently in locked mode, and for higher security a 1" deadbolt comes standard. This is suitable for applications where the person in the locked area needs added protection, such as a hotel room or private office. ANSI equivalent functions: Hotel Guest Lock (F15).

Auto Deadbolt

Same functionality as standard but the deadbolt is automatically projected every time the door is closed. Guest privacy is activated with the thumbturn knob.

Utility

These locks remain permanently in locked mode and lock each time the door is closed. There is no deadbolt. They are suitable for storage area doors or utility closets where constant security is required. Exiting from inside the room (Egress) is possible by turning the handle. ANSI equivalent functions: Storeroom or Closet (F07), Entry Lock (F04), Front Door Lock (F08), Apartment Corridor Door lock (F10), Room Door Lock (F21).

Exit Device Operator

These locks operate with an exit device to permit controlled access from the outside. The lock mode (passage or locked) can be changed manually (contactless or insert card). ANSI equivalent functions: Holdback Door (F06).

Remote Controller Unit (RCU), Elevator Controller Unit (ECU)

A card reader used for controlling access in elevators, garages or main doors. The controller interfaces with an elevator controller, gate controller, electro-magnetic lock, electric strike, exit button or panic bar. The controller mode (passage or locked) can be changed manually (swipe or insert card).

Dummy Trim

The Dummy Trim lock is for an aesthetic use only. The lock has no mechanical or electronic components. This lock is usually used on a double door entrance where the second door is bolted down.

Shabbat Lock

These locks are similar to the hotel lock with the exception that on the Shabbat, a different key for each room can be given to the guest so the access to the room is done totally in a mechanical way. There is no lever or mechanical override switch used in this lock.

Installation Type

Installation Types	Axapta / QMS Part Number	No Frame No prepping required on existing frame	Wood Frame Prepping required on existing wood frame	Metal Frame Prepping required on existing HOLLOW metal frame	Metal Frame [Grout] Prepping required on existing FILLED metal frame
Factory Prep.* No work required to prep or adjust door prep	INST-FP	-NF	-WF	-MF	-MG
Wood Door; Retrofit (Mortise) * Door prep required but mortise pocket exists already	INST-WR	-NF	-WF	-MF	-MG
Wood Door; Blank or Retrofit (Cylindrical)* Full door prep required	INST-WB	-NF	-WF	-MF	-MG
Metal Door; Retrofit (Mortise) * Door prep required but mortise pocket exists already	INST-MR	-NF	-WF	-MF	-MG
Metal Door; Blank or Retrofit (Cylindrical)* Full door prep required	INST-MB	-NF	-WF	-MF	-MG

Examples of INST-FP-NF

Door company used our templates to prep doors and frames - our installer will only install and program our locks. Contractor will purchase our installation jigs and ensure all doors are prepped according to template.

Examples of INST-FP-MF

Door company prepped the doors according to our templates, left hollow metal frame unprepped.

Examples of INST-WR-NF

Client has existing dormakaba, Onity or Saflok mortise lock.

Examples of INST-MB-MG

Client had new blank metal door, or existing cylindrical locks, with work required to adjust grout filled metal frame.



Saffire LX

Starting Kits

ASM/Cylindrical **E-Lock** Starting Kit

(Door 1-3/8" to 2-1/2")

Part #: 062+516654+E7

Part #	Description	Qty
020-515480-1	Inside Spindle 7.14 mm - 77.3 long	3
810-515998-1	12-24 screws	6
118+515884+1	Spindle turn knob	3
941-514793	M6-1 X 8mm socket set screw	6
017-515483	Outside Lever Bushing	4
810-516521-2630	Screws inside trim cover (SC)	6
810-516521-2622C	Screws inside trim cover (SB)	6
810-516521-2605	Screws inside trim cover (BK)	6
025-515498	Spring Stopper Holder	6
017-515489	Inside lever bushing	4
012-516226	Inside spindle spring	4
118-515990	Battery Back-Up Device	2
138-512580	Allen Key 3mm Hex	1

Euro Lock Starting Kit **E-Lock** (Door 35mm-55mm)

Part #: 062+516654+E8

Part #	Description	Qty
020-515480-2	Inside Spindle 8.00 mm - 77.3 long	3
810-516547-1	Screw FH M4 x 0.7 with Nylon Patch 30mm	3
810-514739-5	Screw PAN M5x30	6
941-514793	M6-1 X 8mm socket set screw	6
017-515483	Outside Lever Bushing	4
810-516521-2630	Screws inside trim cover (SC)	6
810-516521-2622C	Screws inside trim cover (SB)	6
810-516521-2605	Screws inside trim cover (BK)	6
025-515498	Spring Stopper Holder	6
017-515489	Inside lever bushing	4
012-516226	Inside spindle spring	4
118-515990	Battery Back-Up Device	2
138-512580	Allen Key 3mm Hex	1

ASM/Cylindrical **K-Lock** Starting Kit

(Door 1-3/8" to 2-1/2")

Part #: 062+516654+K7

Part #	Description	Qty
020-515480-1	Inside Spindle 7.14 mm - 77.3 long	3
810-515998-1	12-24 screws	6
810-515998-1	Spindle turn knob	3
941-514793	M6-1 X 8mm socket set screw	6
017-515483	Outside Lever Bushing	4
810-516521-2630	Screws inside trim cover (SC)	6
810-516521-2622C	Screws inside trim cover (SB)	6
810-516521-2605	Screws inside trim cover (BK)	6
025-515498	Spring Stopper Holder	6
017-515489	Inside lever bushing	4
012-516226	Inside spindle spring	4
810-509093	Screw 6-32 x 5/16 Flat HD PH	2
041-515465	Access Plate Key Cylinder Saffire	1
810-516437	SCW 10-32 x 7/16 PAN HD PH ZN STL	2
138-512580	Allen Key 3mm Hex	1

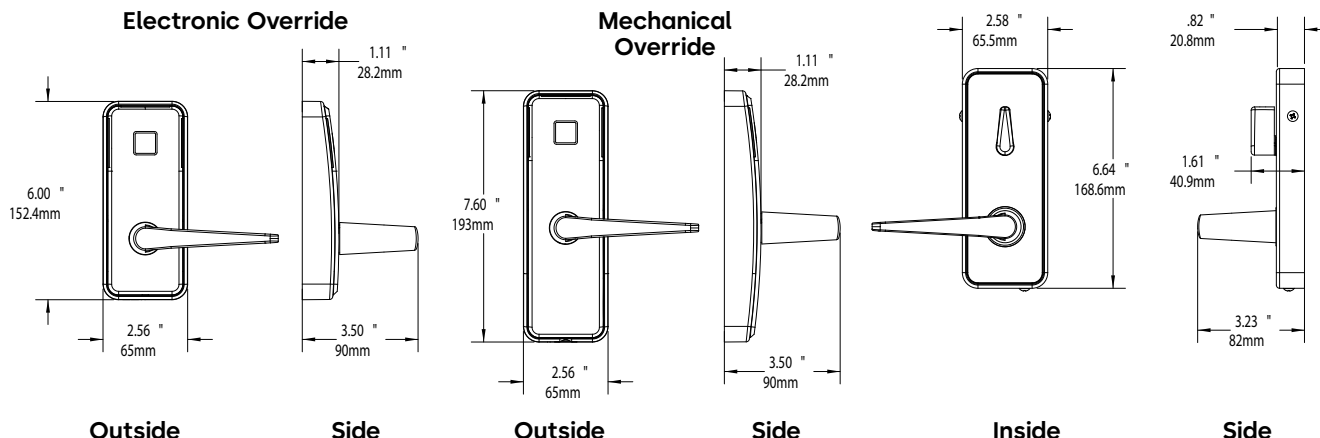
Euro Lock Starting Kit **K-Lock** (Door 35mm-55mm)

Part #: 062+516654+K8

Part #	Description	Qty
020-515480-2	Inside Spindle 8.00 mm - 77.3 long	3
810-516547-1	Screw FH M4 x 0.7 with Nylon Patch 30mm	3
810-514739-5	Screw PAN M5x30	6
941-514793	M6-1 X 8mm socket set screw	6
017-515483	Outside Lever Bushing	4
810-516521-2630	Screws inside trim cover (SC)	6
810-516521-2622C	Screws inside trim cover (SB)	6
810-516521-2605	Screws inside trim cover (BK)	6
025-515498	Spring Stopper Holder	6
017-515489	Inside lever bushing	2
012-516226	Inside spindle spring	4
810-509093	Screw 6-32 x 5/16 Flat HD PH	2
041-515465	Access Plate Key Cylinder Saffire	1
810-516437	SCW 10-32 x 7/16 PAN HD PH ZN STL	2
138-512580	Allen Key 3mm Hex	1

Saffire LX (North American)

Ordering



Standard Model (Example) (Continue building the model number to the right)

S	0 0	2	-	E	E	C	B	-
Version	Lock Model	Bluetooth		Override	Outside Lever	Finish	Trim	

Build the model number with the desired options (Continue building the model number to the right)

S			-				B	-
Version	Lock Model	Bluetooth		Override	Outside Lever	Finish	Trim	

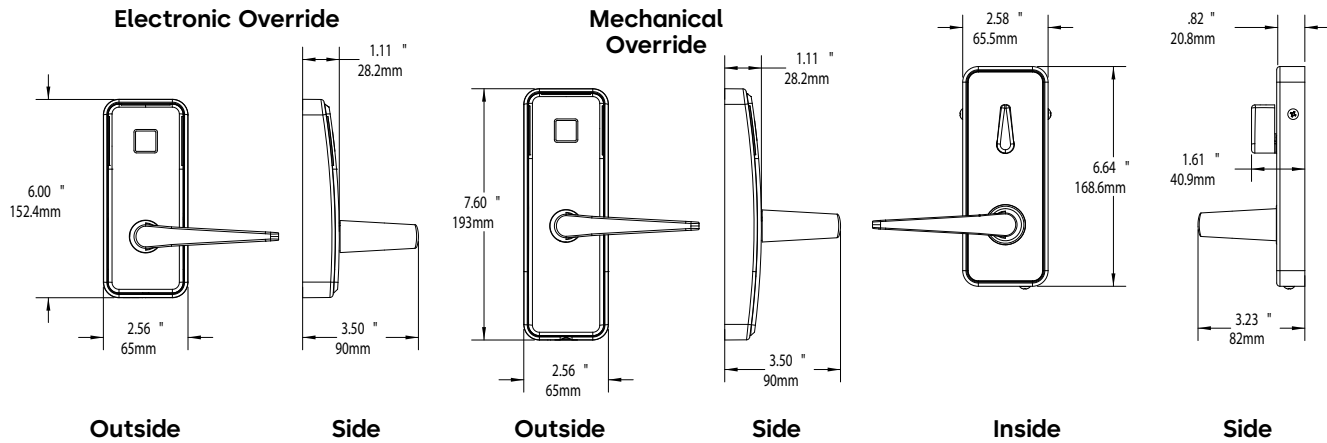
Style	Version	Bluetooth	Override	Outside Lever	Finish	Trim
S Saffire LX	0 0 Standalone M 1 Ambiance RX US M 2 Ambiance RX Euro/Asia M 3 Ambiance RX International M W Inncom D 0 Demo Standalone D 1 Demo Ambiance RX US D 2 Demo Ambiance RX Euro/Asia D 3 Demo Ambiance RX International D W Demo Inncom S B Shabbat lock**	2 BLE Enabled (Required for wallet technologies) H BLE Hilton (only for Hilton properties) 0 No BLE	E Electronic Override K Mechanical Key**	E Von L Troy S Essen	C Satin Chrome E Satin Chrome Exterior U Satin Chrome Oceanfront B Satin Brass Interior S Satin Brass Exterior R Bright Chrome G Bright Chrome Exterior Z Oil Rubbed Bronze Int.* N Satin Nickel L Satin Nickel Exterior K Black Interior*	B Black

*Black and Oil Rubbed Bronze finish are only for interior use.

** Key cylinder is located on the bottom of the front lock housing.

Saffire LX (North American)

Ordering



Standard Model (Example) (Continued)

N

Privacy

E

Inside Lever

O

Function

Inside Housing

C

Finish

N

Trim

-

1

Model

Mortise

0

Deadbolt

L

Handing

Build the model number with the desired options (Continued)

Privacy

Inside Lever

Function

Inside Housing

C

Finish

Trim

-

Model

Mortise

Deadbolt

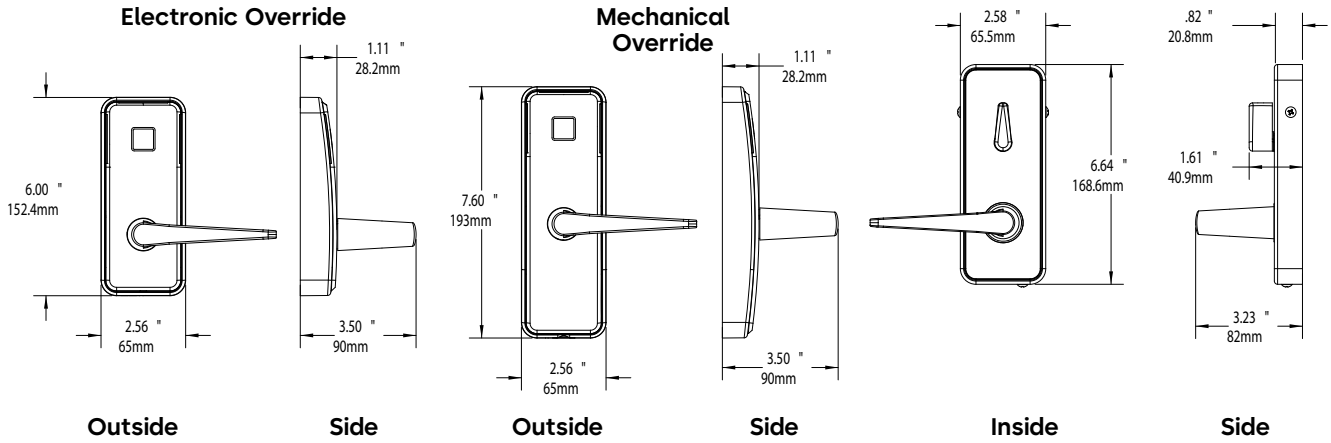
Handing

Privacy	Inside Lever	Function	Finish	Trim	Model	Deadbolt	Handing
N No Thumbturn, no Privacy Storeroom	E Von	O Standard	C Satin Chrome	B Black	1 ASM 1 1/4" (32mm) face plate, field reversible handing	0 Standard Deadbolt	L Left Hand
P Privacy thumbturn with kickoff	L Long Return (Troy lever extended for California)	T Toggle / residence function	B Satin Brass		2 ASM 1 1/4" DAJ (32mm) face plate, field reversible handing	1 Auto Deadbolt (only with ASM)	R Right Hand
	S Essex		R Bright Chrome		3 ASM 1" (25.4mm) face plate, no field reversible handing	2 No Deadbolt (only with ASM and cylindrical latch)	F Dual handed (Right Hand mortise, 2 strikes)
			Z Oil Rubbed Bronze		4 ASM 1" DAJ (25.4mm) face plate, no field reversible handing		
			N Satin Nickel		5 Cylindrical unit & latch		
			K Black		6 Cylindrical unit & latch, 2 3/8" backset		

24mm forend subject to extended lead times
European demos are only available in 65mm backset

Saffire LX (European Mortise Lock Case)

Ordering



Standard Model (Example) (Continue building the model number to the right)

S	Lock Model 0 0	2	-	E	Outside Housing E	C	B	-
	Version	Bluetooth		Override	Outside Lever	Finish	Trim	

Build the model number with the desired options (Continue building the model number to the right)

S	Lock Model		-		Outside Housing		B	-
	Version	Bluetooth		Override	Outside Lever	Finish	Trim	

Style	Version	Bluetooth	Override	Outside Lever	Finish	Trim
S Saffire LX	0 0 Standalone M 2 Ambiance RX Euro/Asia M 3 Ambiance RX International M W Inncom D 0 Demo Standalone D 2 Demo Ambiance RX Euro/Asia D 3 Demo Ambiance RX International D W Demo Inncom S B Shabbat lock	2 BLE Enabled (Required for wallet technologies) H BLE Hilton (only for Hilton properties) 0 No BLE	K*** Mechanical Key E**** Electronic Override	E Von (Not for locks certified EN 179) L Troy S Essen (Not for locks certified EN 179) A DIN Lever (Approved for EN 179 certified locks)	C Satin Chrome E Satin Chrome Exterior U Satin Chrome Ocean Front B Satin Brass Interior S Satin Brass Exterior R Bright Chrome Interior G Bright Chrome Exterior N Satin Nickel L Satin Nickel Exterior K Black Interior* Z Oil Rubbed Bronze Int.*	B Black

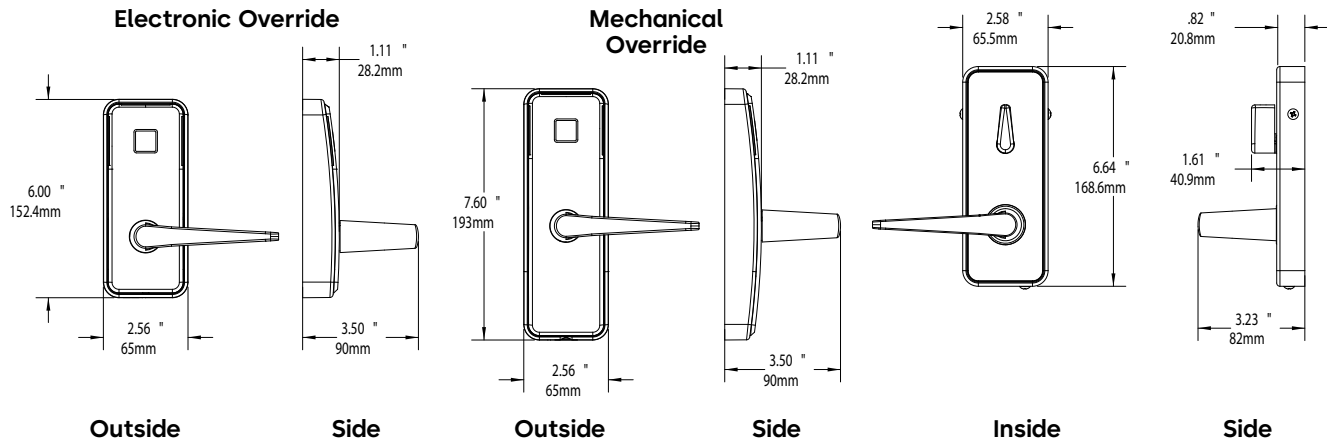
*Black and Oil Rubbed Bronze finish are only for interior use.

*** Long trim version - Mechanical key override via integrated cylinder

**** Short trim version - Electronic override or mechanical override via separate cylinder in lock case (not included)

Saffire LX (European Mortise Lock Case)

Ordering



Standard Model (Example) (Continued)

N	E	O	C	N	-	1	0	L
Privacy	Inside Lever	Function	Finish	Trim		Model	Spindle	Handing

Build the model number with the desired options (Continued)

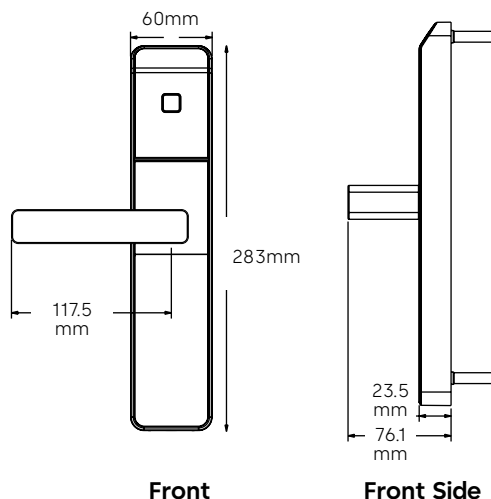
			C		-			
Privacy	Inside Lever	Function	Finish	Trim		Model	Spindle	Handing

Privacy	Inside Lever	Function	Finish	Trim	Model	Spindle	Handing
N No Privacy	E Von (Not for locks certified EN 179)	O Standard	C Satin Chrome	B Black	A Euro lock case 55 mm backset, 20 mm forend round ends	8 8mm Spindle	L Left Hand & Right Hand Reverse
E Privacy in Euro lock case, no thumbturn. Rose and half knob cylinder for 40-44 mm doors (only with Euro lock case)	L Long Return (Troy lever extended for California)	T Escape return	B Satin Brass		B Euro lock case 60 mm backset, 20 mm forend round ends	9 9mm Spindle	R Right Hand & Left Hand Reverse
F Privacy in Euro 395 lock case. Rose for cylinder	S Essen (Not for locks certified EN 179)		R Bright Chrome		C Euro lock case 65 mm backset, 20 mm forend round ends		N None
G Privacy in Euro 395 lock case.	A DIN Lever 2.0 (Approved for EN 179)		Z Oil Rubbed Bronze		D Euro lock case 70 mm backset, 20 mm forend round ends		
			N Satin Nickel		E Euro lock case 80 mm backset, 20 mm forend round ends		
			K Black		G Euro lock case 55 mm backset, 24 mm forend round ends		
					H Euro lock case 60 mm backset, 24 mm forend round ends		
					I Euro lock case 65 mm backset, 24 mm forend round ends		
					J Euro lock case 70 mm backset, 24 mm forend round ends		
					K Euro lock case 80 mm backset, 24 mm forend round ends		
					N None		
P Privacy Thumbturn					N None	8 8mm spindle	N None
N No Privacy						9 9mm spindle	
						B 8.5mm spindle (Austria only)	

24mm forend subject to extended lead times
European demos are only available in 65mm backset

Confidant Kit 1 (Euro Front Housing Only)

Ordering



Standard Model Number

C	F	00	0	K	S	-	7	M	C	N
Lock Model			Bluetooth	Outside Housing Options				Installation Options		

Build the model number with the required options

C	F	00				-				
Lock Model			Bluetooth	Outside Housing Options				Installation Options		

Lock Model			Bluetooth	Outside Housing Options		Installation Options			
Confidant (Fixed value)	System (Fixed value)	Operating System	Bluetooth	Cylinder Support	Outside Lever	Spindle Kit	Mounting Screw	Finish	Mounting Plate
C	S**** F NFC	00 Stand alone R0 Messenger Ready M1 Messenger US M2 Messenger EU/ Asia M3 Messenger Int'l MW Incom N0 Escape Return Standalone	0 No BLE 1 BLE Ready 2 BLE Enabled (Required for wallet technologies) D DEMO No BLE E¹ DEMO BLE Enabled	K Cylinder Support E No Cylinder	S Short L Long Return N No Lever A DIN 2.0	7 7mm 8 8 mm 9 9 mm B** Austria 8.5 mm	M	C Satin Chrome B Satin Brass E Satin Chrome Exterior H Satin Brass Exterior U Satin Chrome Oceanfront (not appropri- ate if exposed to salt mist from the sea)	N No option

* For door thicknesses greater than 55mm, please choose appropriate screws and spindle kits from spare parts list page 35. Screws provided for both rose and back plate mounting. Mounting screw selection applies for rosette mounting. M5 screws always provided for back plate mounting.

****The S model has been discontinued and should only be ordered for existing properties requiring spare parts.

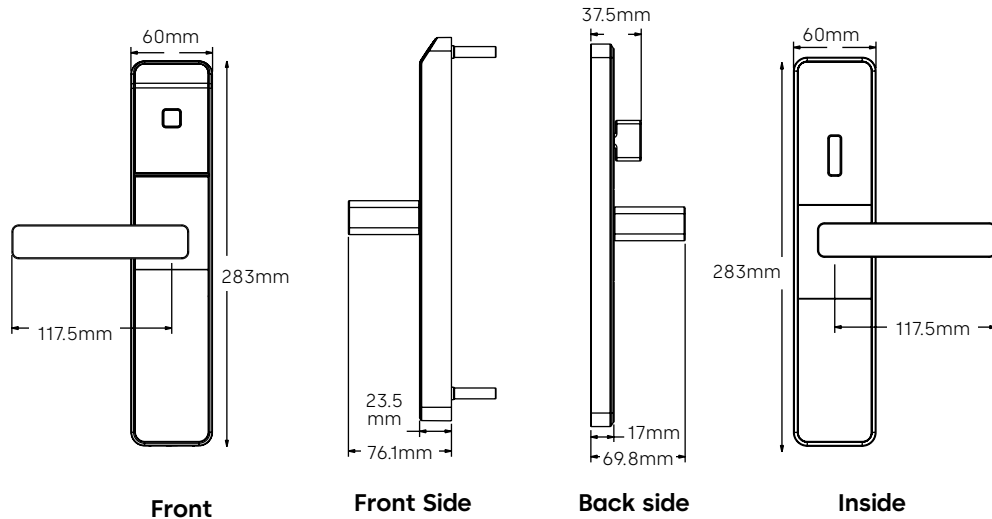
(1) Demo locks (D and E) are short lever, satin chrome only.

** Kit 1 version with Austria Spindle Kit is not ONORM certified

** Not certified per Onorm B 3859

Confidant Kit 2 (Euro Front and Inside Housing Only)

Ordering



Standard Model Number

C	F	00	0	K	S	-	7	4	C	R	-	N	P	S
Lock Model	Bluetooth	Outside Housing Options					Installation Options					Inside Housing Options		

Build the model number with the required options

C	F	00				-					-			
Lock Model	Bluetooth	Outside Housing Options					Installation Options					Inside Housing Options		

Lock Model			Bluetooth	Outside Housing Options		Installation Options				Inside Housing Options		
Confidant (Fixed value)	System (Fixed value)	Operating System	Bluetooth	Cylinder Support	Outside Lever	Spindle Kit	Mounting Screw	Finish	Mounting Plate	Cylinder Support	Privacy	Inside Lever
C	S**** F NFC	00 Stand alone R0 Messenger Ready M1 Messenger US M2 Messenger EU/Asia M3 Messenger Int'l MW Inncom N0 Escape Return Standalone	0 No BLE 1 BLE Ready 2 BLE Enabled (Required for wallet technologies) D Demo No BLE E BLE Enabled Demo H BLE Hilton (Only for Hilton properties)	K Cylinder Support E No Cylinder	S Short Return L** Long Return N No Lever A*** DIN 2.0	7 7mm 8 8 mm 9 9 mm (Required for DIN certified locks) B Austria 8.5 mm	M	C Satin Chrome Interior B Satin Brass Interior E Satin Chrome Exterior H Satin Brass Exterior U Satin Chrome Oceanfront (not appropriate if exposed to salt mist from the sea)	R Rose Mount B Backplate mount	C* Euro profile or Swiss cylinder (no privacy) N No cylinder	N No Thumbturn, no privacy P Privacy Thumbturn Q No thumbturn with privacy cable for dormakaba 395M	S Short Return L Long Return N No Lever A DIN 2.0 Requires 9mm spindle Note: All lever handles compliant with DIN 18273.

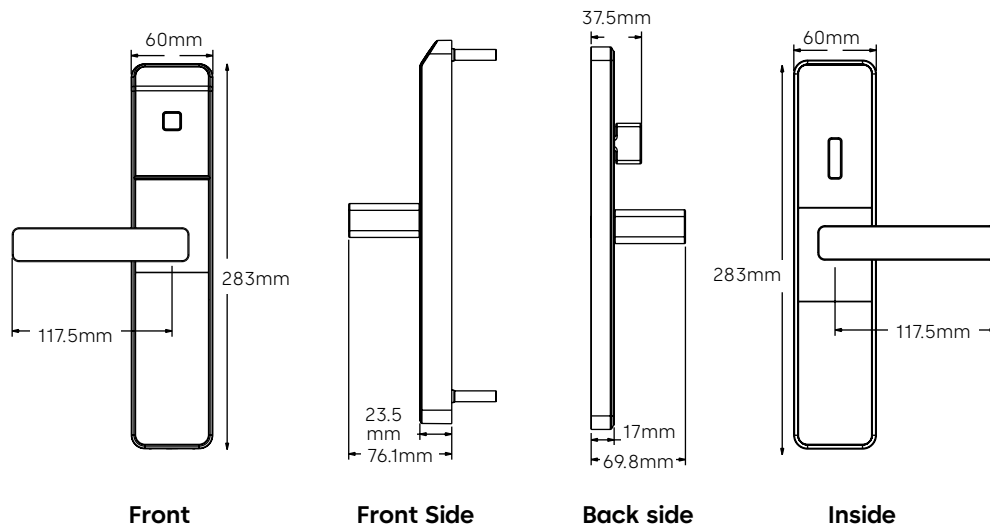
* Inside cylinder support not available with privacy thumbturn option.

** Can be EN 179 certified with third party mortise lock. ABZ certification # Z-6.100-2592 with 9 mm spindle.

*** The S model has been discontinued and should only be ordered for existing properties requiring spare parts.

Confidant Kit 3 (Euro Lock with Mortise)

Ordering



Standard Model Number																	
C	F	00	0	K	L	-	9	4	C	R	-	N	P	L	B	O	R
Lock Model			Bluetooth	Outside Housing Options		Installation Options					Inside Housing Options				Mortise Options		

Build the model number with the required options																	
C	F	00				-					-					0	
Lock Model			Bluetooth		Outside Housing Options		Installation Options				Inside Housing Options				Mortise Options		

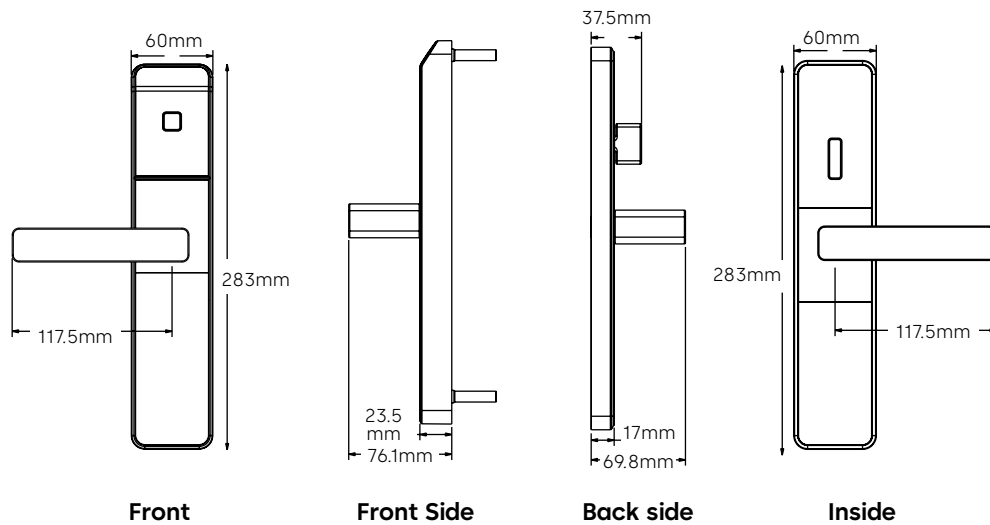
Lock Model			Bluetooth	Outside Housing Options		Installation Options			
Confidant (Fixed value)	System (Fixed value)	Operating System	Bluetooth	Cylinder Support	Outside Lever	Spindle Kit	Mounting Screw	Finish	Mounting Plate
C	S**** Saflok F Saflok NFC	00 Stand alone R0 Messenger Ready M1 Messenger US M2 Messenger EU/Asia M3 Messenger Int'l MW Inncom N0 Escape Return Standalone	0 No BLE 1 BLE Ready 2 BLE Enabled (Required for wallet technologies) D DEMO No BLE E DEMO BLE Enabled H BLE Hilton (only for Hilton properties)	K Cylinder Support E No Cylinder	S Short Return (Not approved for EN 179) L* Long Return (Approved for EN 179) N No Lever A* DIN 2.0 (Approved for EN 179)	9 9mm (Approved for EN179) 8 8mm	M	C Satin Chrome Interior B Satin Brass Interior E Satin Chrome Exterior H Satin Brass Exterior U Satin Chrome Oceanfront (not appropriate if exposed to salt mist from the sea)	R Rose Mount B Backplate mount

* Can be EN 179 certified with third party mortise lock. ABZ certification # Z-6.100-2592 with 9 mm spindle.

**** The S model has been discontinued and should only be ordered for existing properties requiring spare parts.

Confidant Kit 3 (Euro Lock with Mortise)

Ordering



Standard Model Number

C	F	00	0	K	L	-	9	4	C	R	-	N	P	L	F	0	R
Lock Model	Bluetooth	Outside Housing Options					Installation Options					Inside Housing Options			Mortise Options		

Build the model number with the required options

C	F	00				-					-					0	
Lock Model	Bluetooth	Outside Housing Options					Installation Options					Inside Housing Options				Mortise Options	

Inside Housing Options			Mortise Options		
Cylinder Support	Privacy	Inside Lever	Model	Deadbolt Functionality	Handing
N No cylinder C* Euro profile	N No Thumbturn, no Privacy P Privacy Thumbturn with kickoff* E Privacy in Euro lock case, no thumbturn, but rose and half knob cylinder for 40-44 mm doors (only with 395M)** F Privacy in Euro lock case, no thumbturn, but rose for half knob cylinder (only with 395M)	S Short Return L Long Return (Approved for EN 179) N No Lever A DIN 2.0 (Approved for EN 179)*** Note: All lever handles compliant with DIN 18273.	20 mm forend round ends D Euro lock case 55 mm backset E Euro lock case 60 mm backset F Euro lock case 65 mm backset G Euro lock case 70 mm backset H Euro lock case 80 mm backset 24 mm forend round ends I Euro lock case 55 mm backset, J Euro lock case 60 mm backset K Euro lock case 65 mm backset L Euro lock case 70 mm backset M Euro lock case 80 mm backset	0 Standard Dead Bolt	R RH or LHR L LH or RHR

24mm forend subject to extended lead times.

European demos are only available in 65mm backset.

* Inside cylinder support not available with privacy thumbturn option.

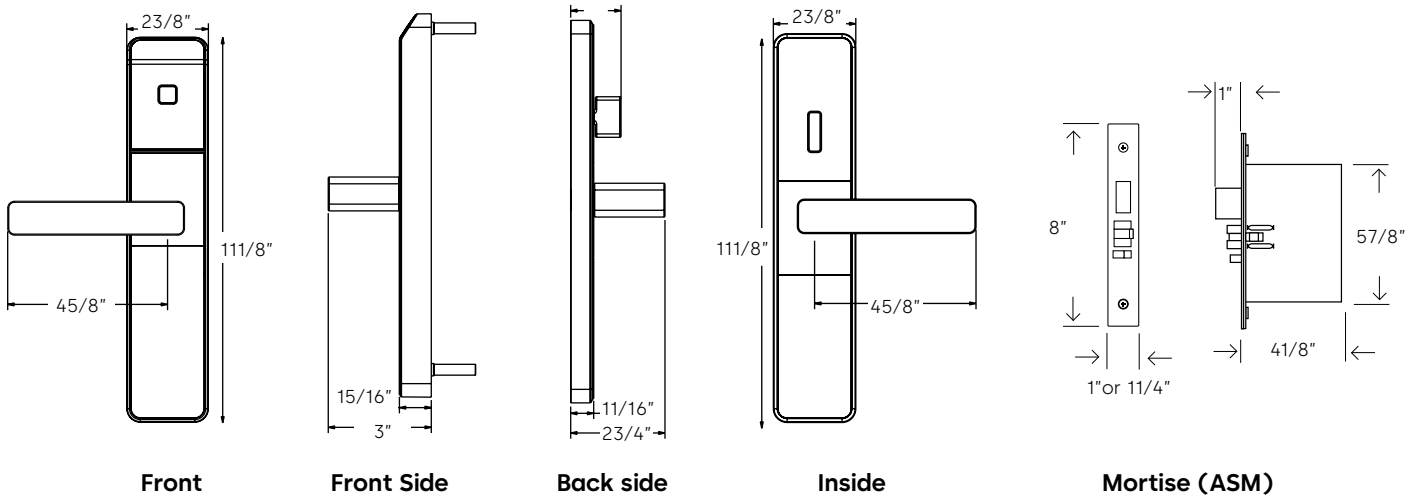
** Only with Cylinder Support option C

*** Only with Spindle Kit 9mm

[BACK to Table of Contents](#)

Confidant (ANSI Lock with Mortise)

Ordering



Standard Model Number - ASM / ESM (Example)

C	F	00	0	E	L	-	A	A	C	B	-	N	P	S	-	1	0	R
Lock Model			Bluetooth	Outside Housing Options			Installation Options					Inside Housing Options				Mortise Options		

Build the model number with the required options

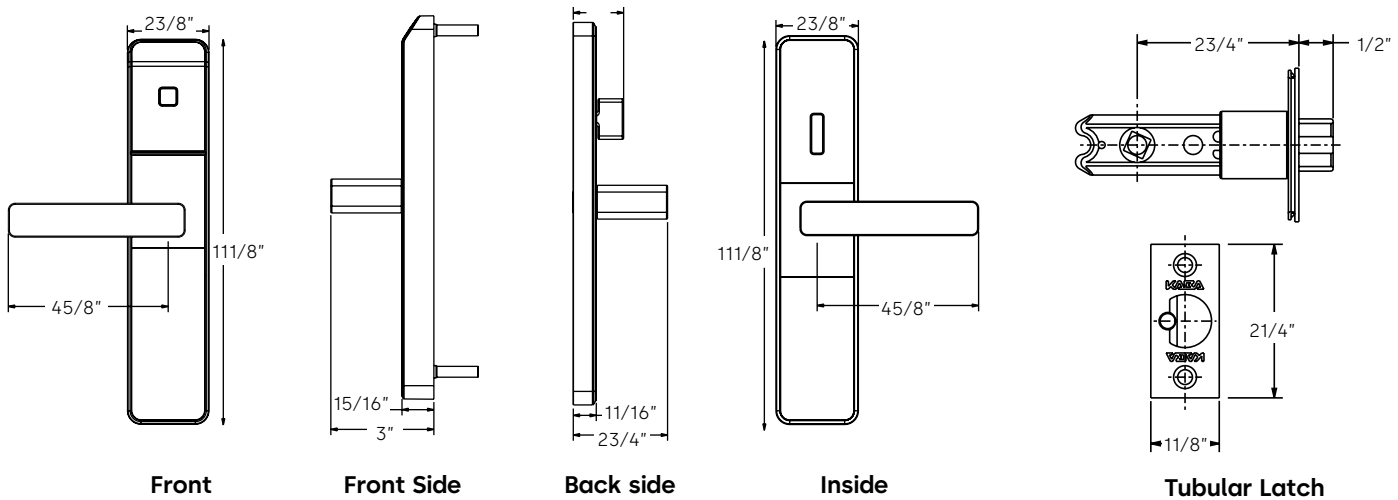
C		00		E		-	A	A		B	-	N			-			
Lock Model			Bluetooth	Outside Housing Options			Installation Options					Inside Housing Options				Mortise Options		

Lock Model			Bluetooth	Outside Housing Options		Installation Options				Inside Housing Options			Mortise Options		
Confidant (Fixed value)	System (Fixed value)	Operating System	Bluetooth	Cylinder Support	Outside Lever	Spindle Kit	Mounting Screw	Finish	Mounting Plate	Cylinder Support	Privacy	Inside lever	Model	Deadbolt Functionality	Handing
C	S**** Saflok F Saflok NFC	00 Stand alone R0 Messenger Ready M1 Messenger US M2 Messenger EU/Asia M3 Messenger Int'l MW Incom NO Escape Return Standalone	0 No BLE 1 BLE Ready 2 BLE Enabled (Required for wallet technologies) D DEMO No BLE E DEMO BLE Enabled H BLE Hilton (only for Hilton properties)	E No Cylinder	S Short Return L Long Return (California compatible)	A 7/14 mm	M	C Satin Chrome B Satin Brass E Satin Chrome Exterior H Satin Brass Exterior U Satin Chrome Oceanfront (not appropriate if exposed to salt mist from the sea)	B Backplate mount	N No Cylinder	N No Thumbturn No Privacy P Privacy Thumbturn with kickoff	S Short C California (Non reversible No F mortise option)	1 ASM 1-1/4" 2 ASM 1-1/4" DAJ 3 ASM 1" 4 ASM 1" DAJ	0 Std. DB (Requires Privacy) 1 ADB (not available with ESM) 2 No Deadbolt	L LH & RHR w/ S inside lever LH w/ California inside lever R RH & LHR w/ S inside lever RH w/ California inside lever X LHR w/ California inside lever Y RHR w/ California inside lever F Dual handed (RH mortise, 2 strikes) Reversible (not with California inside lever)

**** The S model has been discontinued and should only be ordered for existing properties requiring spare parts.

Confidant (Tubular Latch)

Ordering



Standard Model Number - Tubular Latch (Example)

C	F	00	0	E	S	-	8	A	C	B	-	N	P	S	-	6	N	F
Lock Model	Bluetooth	Outside Housing Options	Installation Options	Inside Housing Options	Mortise Options													

Build the model number with the required options

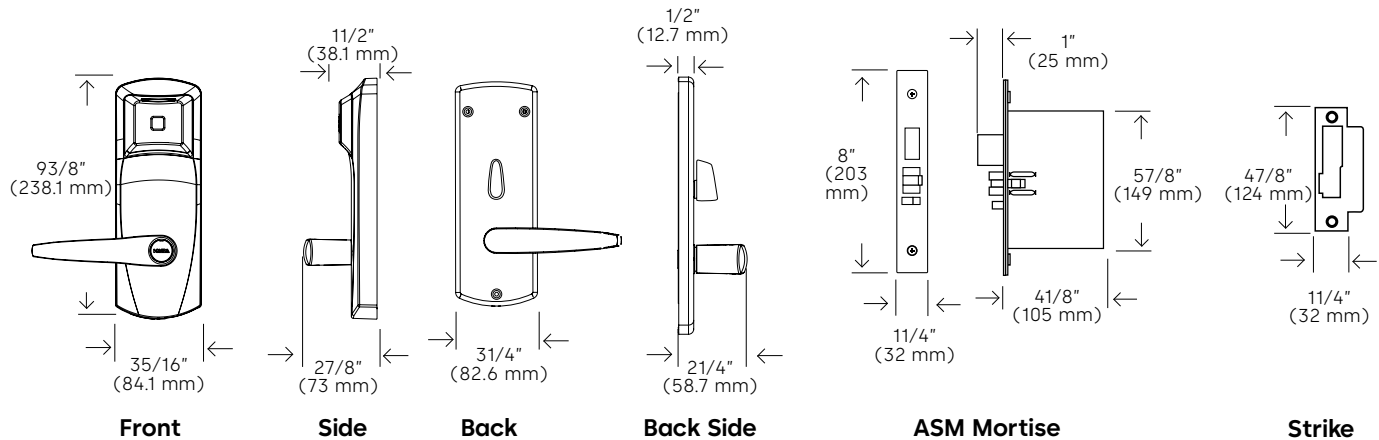
C		00		E		-	8	A		B	-	N			-		N	
Lock Model	Bluetooth	Outside Housing Options	Installation Options	Inside Housing Options	Mortise Options													

Lock Model			Bluetooth	Outside Housing Options		Installation Options				Inside Housing Options			Mortise Options		
Confidant (Fixed value)	System (Fixed value)	Operating System	Bluetooth	Cylinder Support	Outside Lever	Spindle Kit	Mounting Screw	Finish	Mounting Plate	Cylinder Support	Privacy	Inside lever	Model	Deadbolt Functionality	Handing
C	S**** Saflok	00 Stand alone	0 No BLE	E No Cylinder	S Short Return	8 8 mm	M	C Satin Chrome	B Backplate mount	N No Cylinder	N No Thumbturn No Privacy	C California (non reversible. Handing provided with mortise options no F)	6 Tubular 2 3/4" backset t-strike	N None	L LH
	F Saflok NFC	R0 Messenger Ready	1 BLE Ready		L Long Return (California compatible)			B Satin Brass			P Privacy Thumbturn with kickoff	S Short Return	7 Tubular 2 3/8" backset t-strike		R RH
		M1 Messenger US	2 BLE Enabled (Required for wallet technologies)					E Satin Chrome Exterior							F Reversible (not with California inside lever)
		M2 Messenger EU/Asia	D DEMO No BLE					H Satin Brass Exterior							
		M3 Messenger Int'l	E DEMO BLE Enabled					U Satin Chrome Oceanfront (not appropriate if exposed to salt mist from the sea)							
		MW Inncom													
		N0 Escape Return Standalone													

**** The S model has been discontinued and should only be ordered for existing properties requiring spare parts.

RT PLUS

Ordering RT Plus (American Steel Mortise-ASM Lock 1 ¼" Mortise)



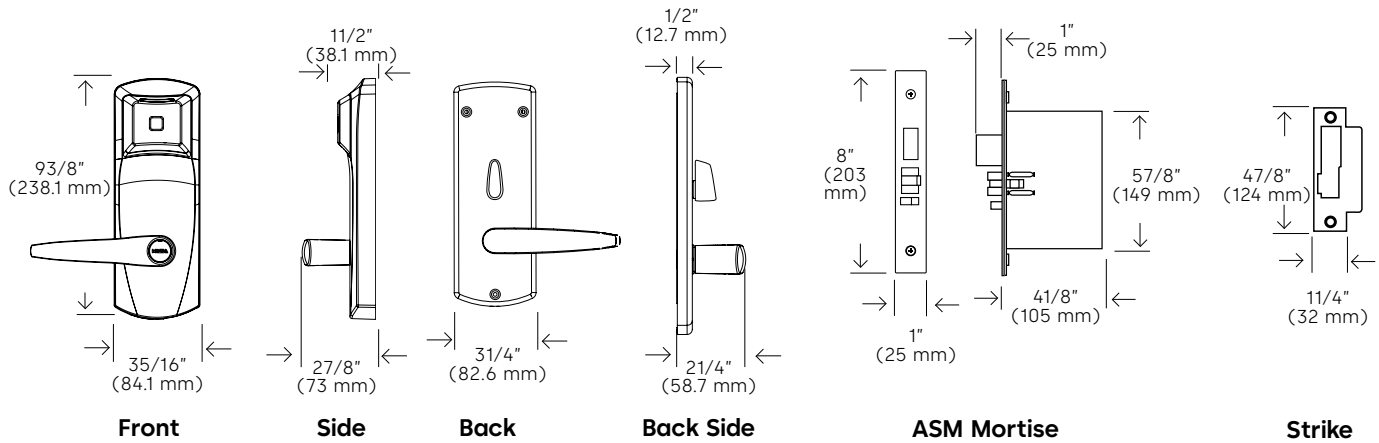
Standard Model (Example)										
79P	S	0	1	0	1	1	E	L	3	0 - 6 2 6
Model		Locking Device		Application	Lever Type	Override	Handing	Version	Bluetooth	Finish

Build the model number with the desired options												
<div>79P</div>	<div></div>	<div></div>	<div></div>	<div></div>	<div></div>	<div></div>	<div>3</div>	<div></div>	-	<div></div>	<div></div>	<div></div>
Model			Locking Device		Application	Lever Type	Override	Handing	Version	Bluetooth		Finish

Model	Locking Device	Application	Lever Type	Override	Handing	Version	Bluetooth	Finishes
Guestroom 79PS0 Standalone 79PRO Ambiance RX Ready 79PZ0 Ambiance RX US 79PY0 Ambiance RX Europe/Asia 79PQ0 Ambiance RX International 79PN0 Escape Return 79PW0 Incom RF 74PS4/79PZ4/ 79PY4/79PQ4/ 79PN4 Demo Lock 79PW4 Incom RF Demo	23/4" (70 mm) Backset 10 ASM with 1 ¼" (32mm) face plate, field reversible handing 16 Auto Deadbolt ASM with 1 ¼" (32mm) face plate, field reversible handing 60 ASM DAJ with 1 ¼" (32mm), field reversible handing 66 Auto deadbolt ASM DAJ with 1 ¼" (32mm) face plate, field reversible handing	1 Interior 2 Exterior locks supplied with gasket for outside escutcheon T Residence mode, includes gasket	1 Long/Long Front Back 2** Short/Short Front Back E*** Elevon Lever Front Back G*** Gala Lever Front Back 8 Long/Long Inside at 45° Front Back H** Short/Short Inside at 45° Front Back 	E Electronic K Mechanical key cylindrical Lori universal (1539) key-in-knob OR Mechanical recodable key cylinder Must specify on lock order which type of key cylinder is required	L Left or Right reverse (Y) R Right or Left reverse (X) F*** Dual Handed (L & R), Left Hand Reverse, Right Hand Reverse (X & Y)	3 Contactless Reader	0 No BLE 2 BLE Enabled (Required for wallet technologies) H BLE Hilton (only for Hilton properties)	622***** Black 626 Satin Chrome 606 Satin Brass U26 Ultra Satin Chrome *****The 622 Black finish is for interior only.
Utility 79PS1 Utility 79PR1 Ambiance RX Ready 79PZ1 Ambiance RX US 79PY1 Ambiance RX Europe/Asia 79PQ1 Ambiance RX International 79PW1 Incom RF	12 ASM, with 1 ¼" (32mm) face plate, field reversible handing 62 ASM, DAJ, no deadbolt with 1 ¼" (32mm) face plate, field reversible handing.							

RT PLUS

Ordering RT Plus (American Steel Mortise-ASM Lock 1" Mortise)



Standard Model (Example)										
79P	S	0	1	1	1	1	E	L	3	0 - 6 2 6
Model			Locking Device		Application	Lever Type	Override	Handing	Version	Bluetooth Finish

Build the model number with the desired options												
<div>79P<div></div><div></div></div>	<div></div> <div></div>	<div></div> <div></div>	<div></div>	<div></div>	<div></div>	<div></div>	<div>3</div>	<div></div> - <div></div> <div></div> <div></div>				
Model	Locking Device		Application	Lever Type	Override	Handing	Version	Bluetooth	Finish			

Model	Locking Device	Application	Lever Type	Override	Handing	Version	Bluetooth	Finishes
Guestroom 79PS0 Standalone 79PZ0 Ambiance RX US 79PR0 Ambiance RX Ready 79PY0 Ambiance RX Europe/Asia 79PQ0 Ambiance RX International 79PN0 Escape Return 79PW0 Inncom RF	23/4" (70 mm) Backset 11 ASM, with 1" (25 mm) face plate, NOT field reversible 17 Auto Deadbolt ASM with 1" (25 mm) face plate, NOT field reversible 61 ASM DAJ with 1" (25 mm) face palte, NOT field reversible handing 67 Auto Deadbolt ASM DAJ with 1" (25 mm) face plate, NOT field reversible handing	1 Interior 2 Exterior locks supplied with gasket for outside escutcheon T Residence mode, includes gasket	1 Long/Long Front Back 2** Short/Short Front Back E*** Elevon Lever Front Back G*** Gala Lever Front Back 8 Long/Long Inside at 45° Front Back H** Short/Short Inside at 45° Front Back	E Electronic K Mechanical key cylindrical Lori universal (1539) key-in-knob OR Mechanical recodable key cylinder Must specify on lock order which type of key cylinder is required	L Left or Right reverse (Y) R Right or Left reverse (X)	3 Contactless Reader	0 No BLE 2 BLE Enabled (Required for wallet technologies) H BLE Hilton (only for Hilton properties)	622***** Black 626 Satin Chrome 606 Satin Brass U26 Ultra Satin Chrome
Utility 79PS1 Utility 79PR1 Ambiance RX Ready 79PZ1 Ambiance RX US 79PY1 Ambiance RX Europe/Asia 79PQ1 Ambiance RX International 79PW1 Inncom RF	13 ASM, no deadbolt with 1" (25 mm) face plate, NOT field reversible handing. 63 ASM, DAJ, no deadbolt with 1" (25 mm) face plate, NOT field reversible handing.							

Note: * For doors greater than 2-1/2" (63 mm) order a thick door kit in Lock Accessories Miscellaneous section.

** Use short return levers when moldings are within 4-1/2" (11cm) and 8" (20.32cm) from the edge of the door

*** Levers E & G - Electronic override only, Lever E requires handing

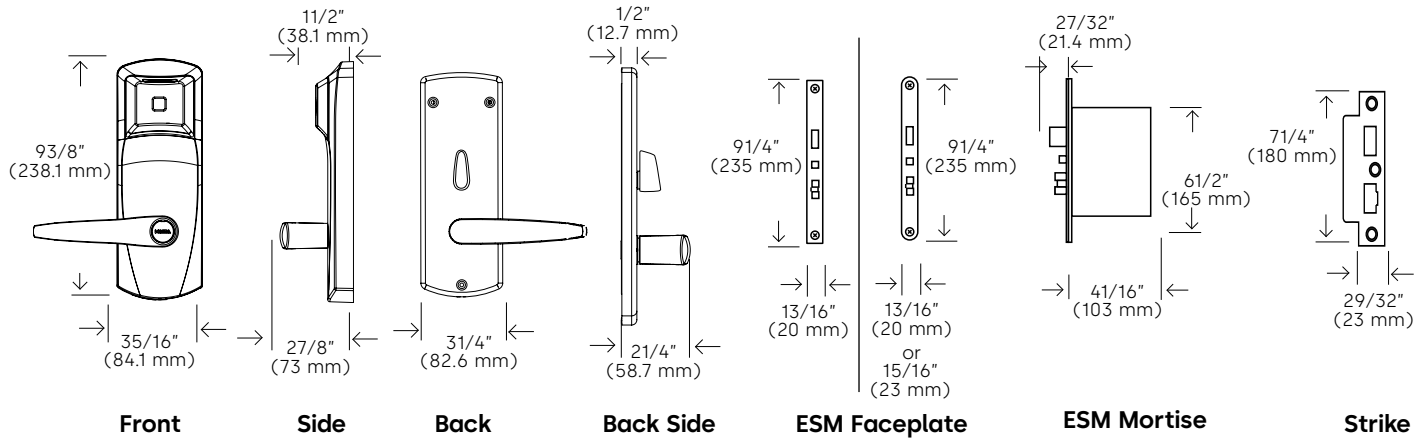
**** Locks are assembled "Right-Hand" and may be field reversed for Left-Hand doors.

***** The 622 Black finish is for interior only.

Locks equipped with Zigbee (online) should be configured with DAJ mortise. Some listed lever options are not available in all finishes







RT PLUS

Ordering RT Plus (Slim Mortise-ESM Lock)



Standard Model (Example)											
79P	S	0	3	0	1	1	E	L	3	0	- - 6 2 6
Model			Locking Device		Application	Lever Type	Override	Handing	Version	Bluetooth	Modifier Finish

Build the model number with the desired options											
79P								3			
Model			Locking Device		Application	Lever Type	Override	Handing	Version	Bluetooth	Modifier Finish

Model	Locking Device	Application	Lever Type	Override	Handing	Version	Bluetooth	Modifier	Finishes
Guestroom 79PS0 Standalone 79PZ0 Ambiance RX US 79PR0 Ambiance RX Ready 79PY0 Ambiance RX Europe/Asia 79PQ0 Ambiance RX International 79PN0 Escape Return 79PW0 Inncom RF	23/4" (70mm) Backset N1 No locking mechanism Note: N1 requires Modifier A 30 ESM, with no face plate, field reversible handing	1 Interior 2 Exterior locks supplied with gasket for outside escutcheon T Residence mode, includes gasket	1 Long/Long Front Back  2** Short/Short Front Back  E*** Elevon Lever Front Back  G*** Gala Lever Front Back  8 Long/Long Inside at 45° Front Back  H** Short/Short Inside at 45° Front Back 	E Electronic K Mechanical key cylindrical Lori universal (1539) key-in-knob OR Mechanical recodable key cylinder Must specify on lock order which type of key cylinder is required	L Left or Right reverse (Y) R Right or Left reverse (X) F**** Dual Handed (L & R), Left Hand Reverse, Right Hand Reverse (X & Y)	3 Contactless Reader 0 No BLE 2 BLE Enabled (Required for wallet technologies) H BLE Hilton (only for Hilton properties)	- No Modifier A No Strike	622***** Black 626 Satin Chrome 606 Satin Brass U26 Ultra Satin Chrome	
Utility 79PS1 Utility 79PR1 Ambiance RX Ready 79PZ1 Ambiance Online 79PY1 Ambiance RX Europe/Asia 79PQ1 Ambiance RX International 79PW1 Inncom RF	31 ESM, with no face plate, field reversible handing.								

ESM Faceplate and Strike - Handing

Mortise face plates are not included with Slim Mortise. To order see below.

13/16" (20 mm) round face plate

with deadbolt cutout 128/508593-D626

without deadbolt cutout 128/508593-0626

29/32" (23 mm) round face plate

with deadbolt cutout 128/508595-D626

without deadbolt cutout 128/508595-0626

13/16" (20 mm) square face plate

with deadbolt cutout 128/508594-D626

without deadbolt cutout 128/508594-0626

71/4" (180 mm) Strike with deadbolt

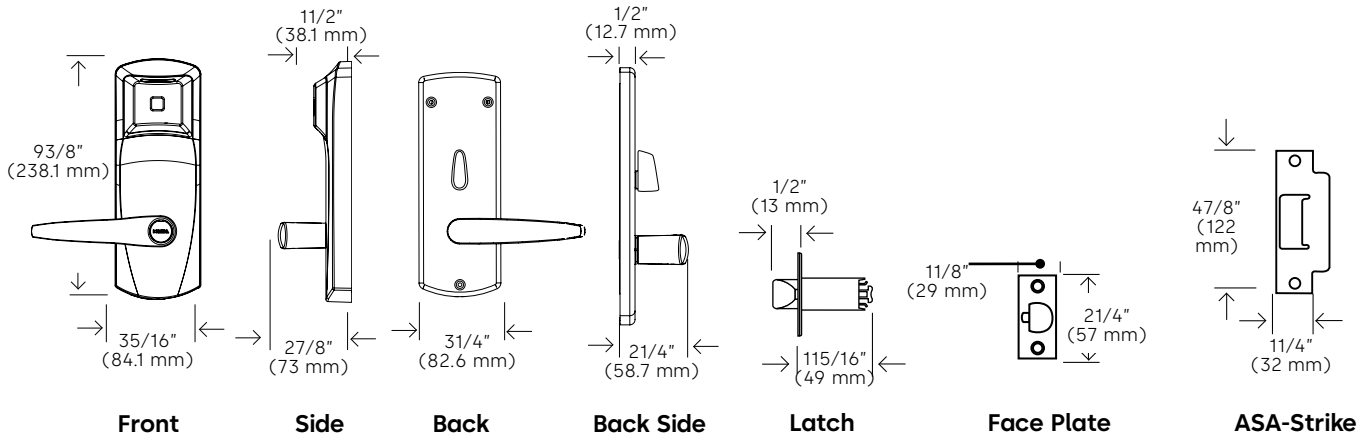
Universal 041-510141-630K

Note: Gala and Elevon lever only available with electronic override

Note: * For doors greater than 2 1/2" (63 mm) order a thick door kit in Lock Accessories Miscellaneous section.
 ** Use short return levers when moldings are within 4 1/2" (11cm) and 8" (20.32cm) from the edge of the door
 *** Levers E & G - Electronic override only, Lever E requires handing
 **** Locks are assembled "Right-Hand" and may be field reversed for Left-Hand doors.
 *****The 622 Black finish is for interior only.
 Locks equipped with Zigbee (online) should be configured with DAJ mortise. Some listed lever options are not available in all finishes

RT PLUS

Ordering RT Plus (Cylindrical Lock)



Standard Model (Example)

79P	S	1	5	0	2	1	E	F	3	0	-	6	2	6
Model			Locking Device			Lever Type	Override	Handing	Version	Bluetooth			Finish	

Build the model number with the desired options

79P					2			F	3		-			
Model			Locking Device			Lever Type	Override	Handing	Version	Bluetooth			Finish	

Model	Locking Device		Lever Type	Override	Handing	Version	Bluetooth	Finishes
79PS1 Utility	23/4" (70 mm) Backset							
79PZ1 Ambiance RX US	50 2 3/4" (70 mm) Backset with 1/2" (13 mm) latch. Thumbturn is on inside escutcheon for privacy but can be disabled	2 Exterior locks supplied with gasket for outside escutcheon	1 Long/Long Front Back	E Electronic	L Left or Right reverse (Y)	3 Contactless Reader	0 No BLE	622***** Black
790PR1 Ambiance RX Ready	54 23/8" (60 mm) Backset with 1/2" (13 mm) latch. Thumbturn is on inside escutcheon for privacy but can be disabled	T Residence mode, includes gasket	2** Short/Short Front Back	K Mechanical key cylindrical Lori universal (1539) key-in-knob OR	R Right or Left reverse (X)		2 BLE Enabled (Required for wallet technologies)	626 Satin Chrome
79PY1 Ambiance RX Europe/Asia	5X 2 3/4" (70 mm) Backset with 1/2" (13 mm) latch. Thumbturn is on inside escutcheon for privacy but can be disabled		E*** Elevon Lever Front Back	Mechanical recodable key cylinder Must specify on lock order which type of key cylinder is required	F**** Dual Handed (L & R), Left Hand Reverse, Right Hand Reverse (X & Y)		H BLE Hilton (only for Hilton properties)	606 Satin Brass
79PQ1 Ambiance RX International	5Y 2 3/4" (70 mm) Backset with 1/2" (13 mm) latch. Thumbturn is on inside escutcheon for privacy but can be disabled with Australian strike		G*** Gala Lever Front Back					U26 Ultra Satin Chrome
79PW1 Incom RF			8 Long/Long Inside at 45° Front Back					
79PR1 Ambiance RX Ready			H** Short/Short Inside at 45° Front Back					

Note: * For doors greater than 2 1/2" (63 mm) order a thick door kit in Lock Accessories Miscellaneous section.

** Use short return levers when moldings are within 4 1/2" (11cm) and 8" (20.32cm) from the edge of the door

*** Levers E & G - Electronic override only, Lever E requires handing

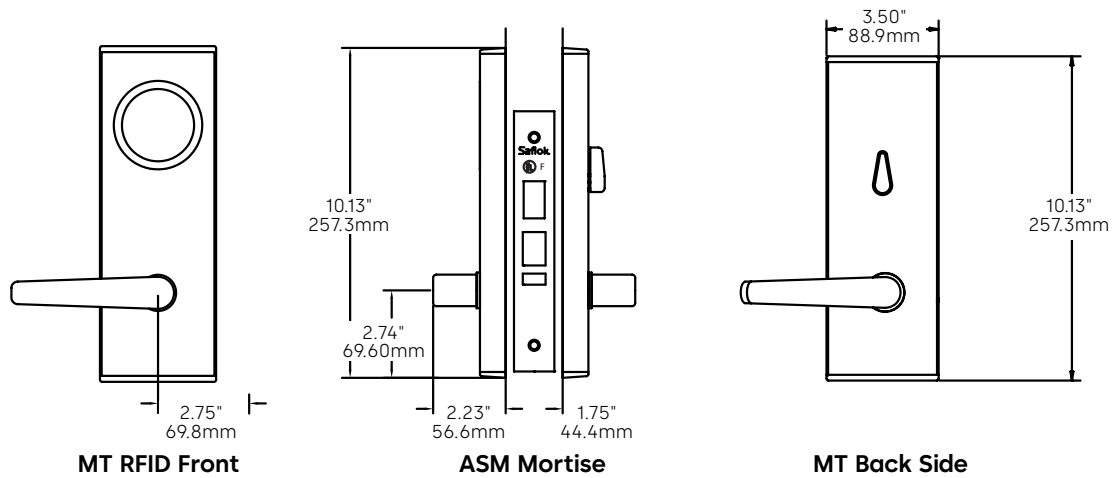
**** Locks are assembled "Right-Hand" and may be field reversed for Left-Hand doors.

*****The 622 Black finish is for interior only.

Locks equipped with Zigbee (online) should be configured with DAJ mortise. Some listed lever options are not available in all finishes

MT RFID

Ordering



Standard Model (Example) (Continue building the model number to the right)

Model		Version	Locking Mechanism		Communication		Application	Lever	Handing	
M	R	2	-	1	N	G	0	A	0	L
				Mortise	Primary	Secondary		Type	Position	

Build the model number with the desired options (Continue building the model number to the right)

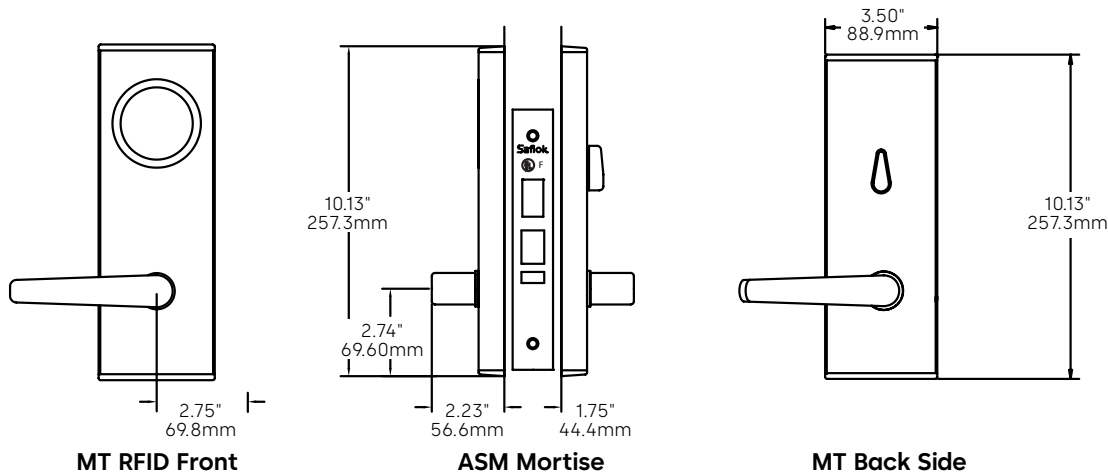
Model		Version	Locking Mechanism		Communication		Application	Lever	Position	Handing
<div>M</div>	<div>R</div>	<div>2</div>	-	<div></div>	<div></div>	<div></div>	<div></div>	<div></div>	<div></div>	<div></div>
			Mortise	Faceplate	Primary	Secondary		Type		

Style	Version	Locking Mechanism		Communication		Application	Lever		Handing
		Mortise	Faceplate	Primary	Secondary		Type	Position	
MR MT RFID	2 NFC	ASM: 1 Standard 2 ADB 3 Utility 4 Standard DAJ 5 ADB DAJ 6 Utility DAJ 7 Utility ADB 8 Utility ADB DAJ 9 NDB A NDB Utility B NDB DAJ C NDB UTL DAJ Dummy: D Dummy	ASM: 1 1 1/4" (32 mm) 2 1" (25 mm) Dummy: D Dummy (no faceplate)	N No Primary X Primary Ready** D Inncom RF** H Zigbee G2 North America** J Zigbee G2 Europe/Asia** K Zigbee G2 International** L Telkonet G2**	G BLE Enabled H Hilton BLE Mod Bracket* Dummy: N No Secondary (for Dummy Only) *Hilton BLE (only for Hilton properties)	0 Interior E Exterior H Heavy	A Arc C Continental EN179 E Elevon G Gala P Apogee T Troy	0 Standard 1 Vert I/S 2 Vert O/S 3 Vert I/S & O/S	L Left Hand R Right Hand X Left Hand Reverse Y Right Hand Reverse

** Primary communication options only available with DAJ mortises

MT RFID

Ordering



Standard Model (Example) (Continued)

Door Size		Optional Adjustment		Finish	
A	N	O	O	B	B
Thickness	Offset	Outside	Inside	Special Hardware/Functionality	Packout

Build the model number with the desired options (Continued)

Door Size		Optional Adjustment		Finish	
A	N	O	O	B	B
Thickness	Offset	Outside	Inside	Special Hardware/Functionality	Packout

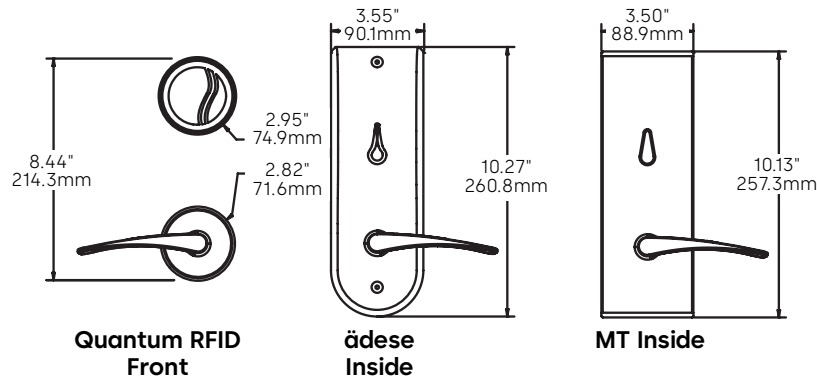
Door Size		Optional Adjustment				Finish
Thickness	Offset	Outside	Inside	Special Hardware/Functionality	Packout	
A 1.75" (44mm)	N No Offset	O Standard A Plain Lens	O Standard	O Standard	O Standard	BB Bright Brass BC Bright Chrome BK Black OZ Dark Mahogany SC Satin Chrome SN Satin Nickel SB Satin Brass - Continental not available in SN - Only SC, BC, OZ, and BK approved for exterior application - Only SC, OZ, and BK approved for Heavy
B* 1.38" (35-40mm)				B Tamper Switch	A Custom Strike	
C 2.00" (51mm)				M Dummy w/ Messenger Cap	B Ocean Shipment	
D 2.25" (57mm)				N Dummy w/ Double Messenger Cap	C Ocean/Custom Strike	
E 2.38" (60mm)					D Ocean/Australia Strike	
F 2.50" (63.5mm)					E Demo Lock*	
G 2.87"-3.00" (73-76mm)					*Demo lock only available in 1-3/4" RH door	

Note: * 1" Faceplate required for 1.38" (35-40mm) door size
Some listed lever options are not available in all finishes

*Over 2.00 [51mm] or custom door size must include A, C, or D packout option so that standard strike is not included

Quantum RFID

Ordering



Standard Model (Example) (Continue building the model number to the right)

Model		Version	Locking Mechanism		Communication		Application	Lever		Handing	
<div>Q</div>	<div>M</div>	<div>2</div>	-	<div>1</div>	<div>1</div>	<div>N</div>	<div>G</div>	<div>0</div>	<div>A</div>	<div>0</div>	<div>L</div>
				Mortise	Faceplate	Primary	Secondary		Type	Position	

Build the model number with the desired options (Continue building the model number to the right)

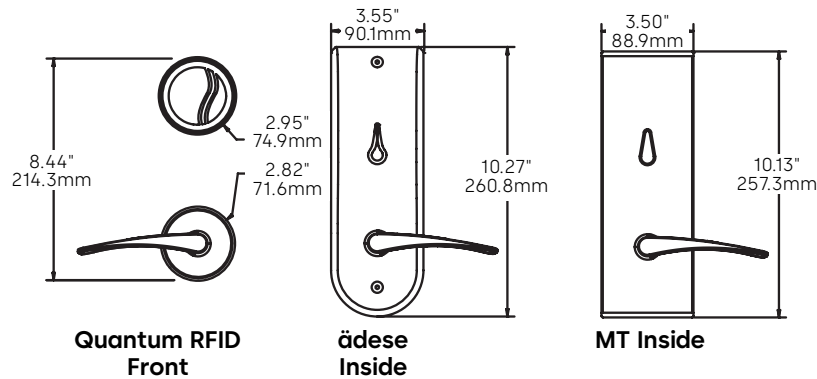
Model	Version	Locking Mechanism		Communication		Application	Lever	Position	Handing
Q	2								
		Mortise	Faceplate	Primary	Secondary		Type	Position	

Style	Version	Locking Mechanism		Communication		Application	Lever		Handing
		Mortise	Faceplate	Primary	Secondary		Type	Position	
QM Quantum RFID MT	2 NFC	ASM:	ASM:	N	G	0	A	0	L
QA Quantum RFID ad se		1 Standard	1 1 1/4" (32 mm)	No Primary	BLE Enabled	Wood Interior	Arc	Standard	Left Hand
		2 ADB	2 1" (25 mm)	X Primary Ready**	H Hilton BLE Mod Bracket*	Wood Exterior	C Continental	1 Vert I/S	R Right Hand
		3 Utility	Dummy:	D Inncom RF**	Dummy:	Wood Heavy	E Elevon		X Left Hand Reverse
		4 Standard DAJ	D Dummy (no faceplate)	H Zigbee G2	N No Secondary (for Dummy Only)	Metal Interior	G Gala		Y Right Hand Reverse
		5 ADB DAJ		J Zigbee G2		Metal Exterior	P Apogee		
		6 Utility DAJ		K Europe/Asia**	L Telkonet G2**	Metal Heavy	T Troy		
		7 Utility ADB							
		8 Utility ADB DAJ							
		9 NDB							
		A NDB Utility							
		B NDB DAJ							
		C NDB UTL DAJ							
		Dummy:							
		D Dummy							

** Primary communication options only available with DAJ mortises

Quantum RFID

Ordering



Standard Model (Example) (Continued)

Door Size				Optional Adjustment		Finish
Thickness	Offset	Outside	Inside	Special Hardware/Functionality	Packout	
A	N	O	O	O	O	A B

Build the model number with the desired options (Continued)

Door Size				Optional Adjustment		Finish
Thickness	Offset	Outside	Inside	Special Hardware/Functionality	Packout	
	N	O				

Door Size		Optional Adjustment				Finish
Thickness	Offset	Outside	Inside	Special Hardware/Functionality	Packout	
A 1.75" (44mm)	N No Offset	O Standard A Plain Lens	O Standard	O Standard	O Standard	AB Antique Brass
B* 1.38" (35-40mm)			A FS Housing/Thumbturn*	A Escape Return	A Custom Strike	BB Bright Brass
C 2.00" (51mm)			B FS Housing/MT Thumbturn*	B Tamper Switch	B Ocean Shipment	BC Bright Chrome
D 2.25" (57mm)			C FS Housing/ädesse Thumbturn*	T Toggle	C Ocean/Custom Strike	BK Black
E 2.38" (60mm)			D FS Housing/Utility (no Thumbturn)*	D Dress Ring	D Ocean/Australia Strike	OZ Dark Mahogany
F 2.50" (63.5mm)				M Dummy w/ Messenger Cap	E Demo Lock*	SC Satin Chrome
G 2.87"-3.00" (73-76mm)				N Dummy w/ Double Messenger Cap		SN Satin Nickel
ädesse only available in ADB or Utility for door thickness greater than 2.00" (51mm)					SB Satin Brass	
						- Knob only available in BB, BS, SB, SS - AB only available with ädesse I/S - Continental not available in SN - Only SC, BC, OZ, and BK approved for exterior application - FS options NOT AVAILABLE in BB, BK, OZ OR SB

Note: * 1" Faceplate required for 1.38" (35-40mm) door size

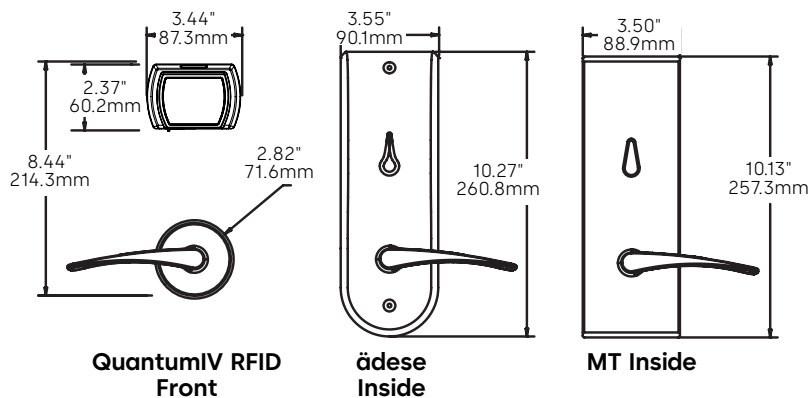
FS housing and Dress Ring on select finishes and äd se only

Some listed lever options are not available in all finishes

*Over 2.00 [51mm] or custom door size must include A, C, or D packout option so that standard strike is not included

QuantumIV RFID

Ordering



Standard Model (Example) (Continue building the model number to the right)									
Model	Version	Locking Mechanism		Communication		Application	Lever	Position	Handing
Q	2	1	1	N	G	0	A	0	L
		Mortise	Faceplate	Primary	Secondary		Type	Position	

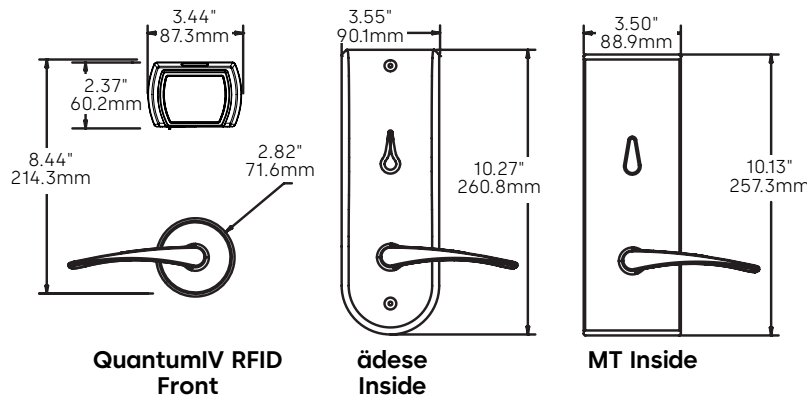
Build the model number with the desired options (Continue building the model number to the right)									
Model	Version	Locking Mechanism		Communication		Application	Lever	Position	Handing
Q	2								
		Mortise	Faceplate	Primary	Secondary		Type	Position	

Style	Version	Locking Mechanism		Communication		Application	Lever		Handing
		Mortise	Faceplate	Primary	Secondary		Type	Position	
QF QuantumIV MT	2 NFC	ASM:	ASM:	N	G	0	A	0	L
QG QuantumIV ädese		1 Standard	1 1 ¼" (32 mm)	No Primary	BLE Enabled	Interior	Arc	Standard	Left Hand
		2 ADB	2 1" (25 mm)	X Primary Ready**	H Hilton BLE Mod Bracket*	Exterior	C Continental	1 Vert I/S	R Right Hand
		3 Utility	Dummy:	D Inncom RF**	Dummy:	Heavy	E Elevon		X Left Hand Reverse
		4 Standard DAJ	D Dummy (no faceplate)	H Zigbee	N No Secondary (for Dummy Only)		G Gala		Y Right Hand Reverse
		5 ADB DAJ		J G2 North America**	*Hilton BLE (only for Hilton properties)		P Apogee		
		6 Utility DAJ		K Zigbee G2 Europe/Asia**			T Troy		
		7 Utility ADB		L Zigbee G2 International**					
		8 Utility ADB DAJ		L Telkonet G2**					
		9 NDB							
		A NDB Utility							
		B NDB DAJ							
		C NDB UTL DAJ							
		Dummy:							
		D Dummy							

** Primary communication options only available with DAJ mortises

QuantumIV RFID

Ordering



Standard Model (Example) (Continued)

Door Size	Optional Adjustment	Finish
<div>A</div> <div>Thickness</div>	<div>0</div> <div>Special Hardware/Functionality</div>	<div>S C</div> <div>Finish</div>
<div>N</div> <div>Offset</div>		
<div>0</div> <div>Outside</div>		
<div>0</div> <div>Inside</div>		
	<div>0</div> <div>Packout</div>	

Build the model number with the desired options (Continued)

Door Size	Optional Adjustment	Finish
<div></div> <div>Thickness</div>	<div></div> <div>Special Hardware/Functionality</div>	<div></div> <div>Finish</div>
<div>N</div> <div>Offset</div>		
<div>0</div> <div>Outside</div>		
<div></div> <div>Inside</div>		
	<div></div> <div>Packout</div>	

Door Size		Optional Adjustment				Finish
Thickness	Offset	Outside	Inside	Special Hardware/Functionality	Packout	
A 1.75" (44mm)	N No Offset	0 Standard	0 Standard	0 Standard	0 Standard	BB Bright Brass
B* 1.38" (35-40mm)			A FS Housing/Thumbturn*	A Escape Return	A Custom Strike	BC Bright Chrome
C 2.00" (51mm)			B FS Housing/MT Thumbturn*	B Tamper Switch	B Ocean Shipment	BK Black
D 2.25" (57mm)			C FS Housing/äd se Thumbturn*	T Toggle	C Ocean/Custom Strike	OZ Dark Mahogany
E 2.38" (60mm)			D FS Housing/Utility (No Thumbturn)*	D Dress Ring	D Ocean/Australia Strike	SC Satin Chrome
F 2.50" (63.5mm)			F FS Thumbturn	M Dummy w/ Messenger Cap	E Demo Lock*	SN Satin Nickel
G 2.87"-3.00" (73-76mm)				N Dummy w/ Double Messenger Cap		SB Satin Brass
äd se only available in ADB or Utility for door thickness greater than 2.00" (51mm)			*BLE not available with FS housing. FS housing only available with äd se locks			- Knob only available in BS, SS - FS option not available in BB, BK, OZ, or SB - Only SC, BC, OZ, and BK approved for exterior application - BC is not available with heavy finish - Continental not available in SN

Note: * 1" Faceplate required for 1.38" (35-40mm) door size

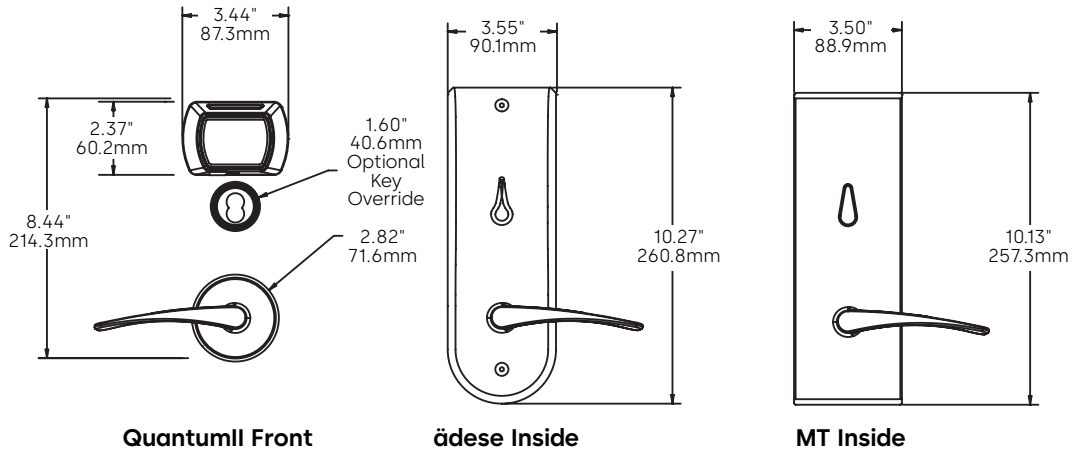
Primary communication options only available with DAJ mortises.

Some listed lever options are not available in all finishes

*Over 2.00 [51mm] or custom door size must include A, C, or D packout option so that standard strike is not included

QuantumIV Mechanical Key Override (MKO)

Ordering



Standard Model (Example) (Continue building the model number to the right)										
Model		Version	Locking Mechanism		Communication		Application	Lever	Handing	
<div>Q</div>	<div>F</div>	<div>2</div>	<div>M</div>	<div>1</div>	<div>N</div>	<div>G</div>	<div>0</div>	<div>A</div>	<div>0</div>	<div>L</div>
			Mortise	Faceplate/Cylinder	Primary	Secondary		Type	Position	

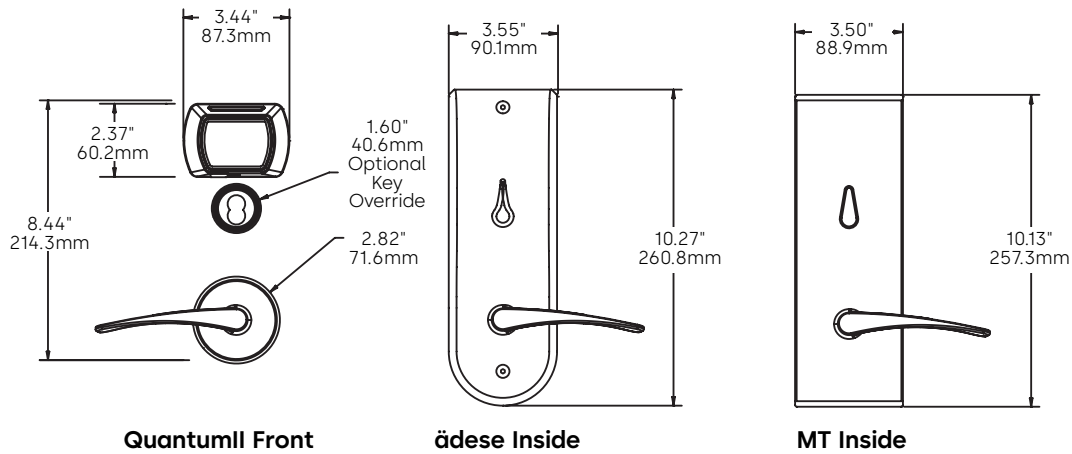
Build the model number with the desired options (Continue building the model number to the right)									
Model	Version	Locking Mechanism		Communication		Application	Lever		Handing
Q	2								
			Mortise	Faceplate/Cylinder	Primary	Secondary		Type	Position

Style	Version	Locking Mechanism		Communication		Application	Lever		Handing
		Mortise	Faceplate/Cylinder	Primary	Secondary		Type	Position	
QF QuantumIV MT	2 NFC	M MKO	1 1 ¼" (32mm) No Cylinder	N No Primary**	G BLE Enabled	0 Interior E Exterior	A Arc	0 Standard	L Left Hand
QG QuantumIV ad se		N MKO Utility	3 1 ¼" (32mm) Non removable core Keyed differently	X Primary Ready**	H Hilton S2R BLE Enabled Mod Bracket*		C Continental	1 Vert I/S	R Right Hand
		P MKO NDB		D Inncom RF			E Elevon		X Left Hand Reverse
		R MKO NDB Utility	5 1 ¼" (32mm) Non removable core Keyed alike	H Zigbee G2 N. America***	*Hilton BLE (only for Hilton properties)		G Gala		Y Right Hand Reverse
			7** 1 ¼" (32mm) SFIC	J Zigbee G2 Europe/Asia***			P Apogee		
			2 1" (25mm) No Cylinder	K Zigbee G2 International***			T Troy		
			4 1" (25mm) Non removable core Keyed differently	L Telkonet G2***					
			6 1" (25mm) Non removable core Keyed alike						
		8** 1" (25mm) SFIC							

Note: **Option 7 and 8 SFIC cylinder does not include core

QuantumIV Mechanical Key Override (MKO)

Ordering



Standard Model (Example) (Continued)

Door Size		Optional Adjustment		Finish	
A	N	0	0	0	B B
Thickness	Offset	Outside	Inside	Special Hardware/Functionality	Packout

Build the model number with the desired options (Continued)

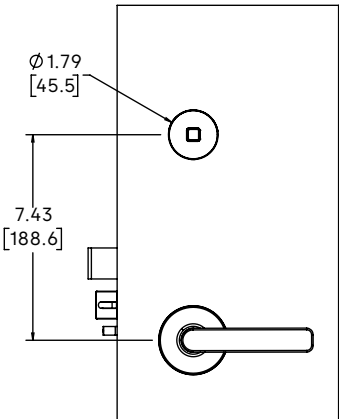
Door Size		Optional Adjustment		Finish	
<input type="checkbox"/>	N	0	<input type="checkbox"/>	<input type="checkbox"/>	<input type="checkbox"/>
Thickness	Offset	Outside	Inside	Special Hardware/Functionality	Packout

Door Size		Optional Adjustment				Finish
Thickness	Offset	Outside	Inside	Special Hardware/Functionality	Packout	
A 1.75" (44mm)	N No Offset	0 Standard	0 Standard	0 Standard	0 Standard	BB Bright Brass
B* 1.38" (35-40mm)			A FS Housing/Thumbturn*	A Escape Return****	A Custom Strike	BC Bright Chrome
C 2.00" (51mm)			B FS Housing/ MT Thumbturn*	B Tamper Switch	B Ocean Shipment	BK Black
D 2.25" (57mm)			C FS Housing/äd se Thumbturn*	D Dress Ring**	C Ocean/Custom Strike	OZ Dark Mahogany
E 2.38" (60mm)			D FS Housing/(No thumbturn)*	T Toggle Mode***	D Ocean/Australia Strike*	SC Satin Chrome
F 2.50" (63.5mm)				**Dress Ring For Adese Only ***Toggle Mode For MT I/S Only **** Escape return for MT I/S only.	E Demo Lock**	SN Satin Nickel
G 2.87"-3.00" (73-76mm)					F Demo Lock - Black**	SB Satin Brass
äd se only available in ADB or Utility for door thickness greater than 2.00" (51mm)				*BLE not available with FS housing. FS housing only available with äd se locks		*Ocean/Australia Strike For No Dead Bolt Locks Only *Demo lock only available in 1-3/4" RH door with KD cylinder

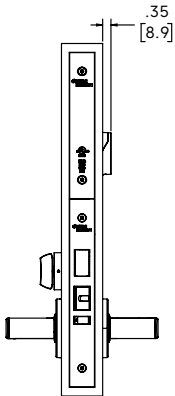
Note: * 1" Faceplate required for 1.38" (35-40mm) door size
 FS housing and Dress Ring on select finishes and äd se only
 Some listed lever options are not available in all finishes
 *Over 2.00 [51mm] or custom door size must include A, C, or D packout option so that standard strike is not included

Quantum Pixel+

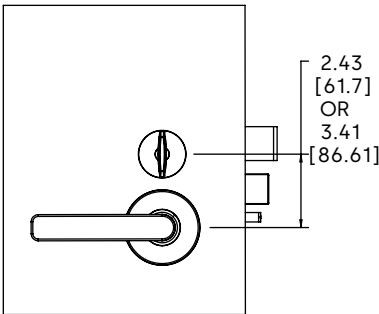
Ordering



Pixel+ Outside



Pixel+ Edge



Pixel+ Inside

Standard Model (Example) (Continue building the model number to the right)

Model	Version	Locking Mechanism		Communication		Application	Lever	Handing	
P L	1	4	2	X	G	0	B	5	L
		Mortise	Faceplate	Primary	Secondary		Type	Rose	

Build the model number with the desired options (Continue building the model number to the right)

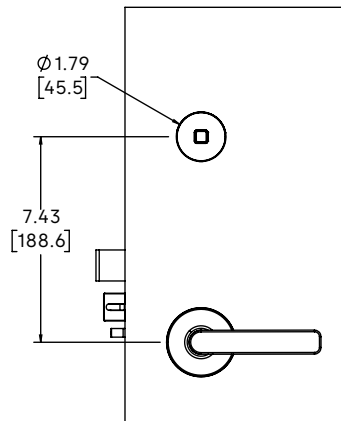
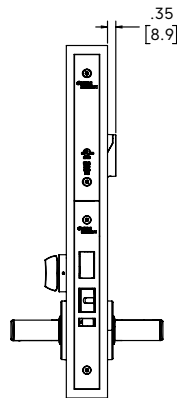
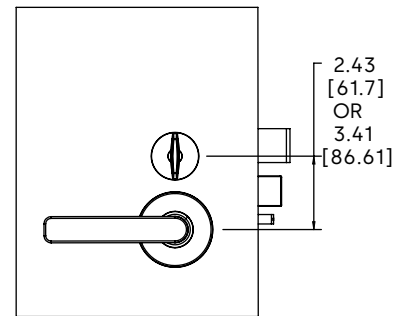
Model	Version	Locking Mechanism		Communication		Application	Lever	Handing
P L	1		2					
		Mortise	Faceplate	Primary	Secondary		Type	Rose

Style	Version	Locking Mechanism		Communication		Application	Lever		Handing
		Mortise	Faceplate	Primary	Secondary		Type	Rose	
PL Quantum Pixel+	1	4	2 1" Faceplate	X	G	0	B	5	L Left Hand R Right Hand X Left Hand Reverse Y Right Hand Reverse
		Standard DAJ		Primary Ready	Kaba BLE	Wood Interior	Emery	Modern Lever Rose [®] T	
		5		D	H	1	E		
		ADB DAJ		Inncom RF	Hilton BLE ^H	Metal Interior ^M	Elevon		
		6		H	H Only for Hilton Properties	Required if: M -Reader Underplate -Hollow Metal Door -Metal Clad Door	G		
		Utility DAJ		Zigbee G2 N. America			Gala		
		8		J			H Mori		
		Utility ADB DAJ		K			Q Quebec		
		B		Zigbee G2 Europe/ Asia			R Kewell		
		NDB DAJ ^F		L					
		C		Zigbee G2 International			C Continental ^S	6	
		Utility NDB DAJ ^F		Telkonet G2			E Elevon	Traditional Lever Rose ^M	
		F					G Gala		
		Only with Finish SC, SB, or OZ					T Troy		
							N No Lever	N No Rose	
							S Not with Finish SN	B Not with Finish BK	
								M Not with Finish MB	
								T Not with Door Thickness B	

For reference information only:
For best results, this products reader requires de-
fining the specific door material (wood or metal).
Please double-check your application to ensure it
matches your door type, and you have selected
the correct nomenclature.

Quantum Pixel⁺

Ordering

Pixel⁺ OutsidePixel⁺ EdgePixel⁺ Inside

Standard Model (Example) (Continued)

Door Size		Optional Adjustments			Finish	
A	N	O	O	O	B	C
Thickness	Offset	Outside	Inside	Hardware/Functionality	Packout	

Build the model number with the desired options (Continued)

Door Size		Optional Adjustments			Finish	
	N	O		O		
Thickness	Offset	Outside	Inside	Hardware/Functionality	Packout	

Door Size		Optional Adjustments			Finish	
Thickness*	Offset	Outside	Inside	Hardware/Functionality	Packout	
A 1.75" (44mm)	N No Offset	O Black Reader	O Standard	O Standard	O Standard	BC Bright Chrome
B 1.38" (35-40mm)			N Custom Thumbturn ^U		A Custom Strike	BK Black
C 2.00" (51mm)			U Not with Mortise Utility 6, 8 & C		B Ocean Shipment	MB Matte Black
D 2.25" (57mm)					C Ocean/Custom Strike	OZ Dark Mahogany
E 2.38" (60mm)					D Ocean/Australian Strike ^A	SB Satin Brass
F 2.50" (63.5mm)					E Demo Lock ⁹	SC Satin Chrome
G 2.87"-3.00" (73-76mm)					A Only with Mortise NDB B or C	SN Satin Nickel
H 3.03" (77mm)					D Only with Mortise 4, 5 or B and Faceplate 2 and Application Wood 0 or H and Handing R and Door Thickness A	
* Any door over 1-3/4" [44mm] must have a pixel custom door request form submitted and approved before it can be structured / ordered to ensure correct hardware ships and door can be supported.						

Quantum Pixel+ Startup Kit

Ordering

It is recommended to order one Quantum Pixel+ Startup Kit with each Pixel+ order.

Part #: KIT-QTMPIXELPLUS

Part #	Description	Qty
24190	DRIVER, HANDLE	2
A39250	BIT, TORX, T-15 TAMPER RESIST, 1/4" HEX	2
KA1310	KEYCARD, RFID, CONSTRUCTION SECURITY, 1EA	5
KA1410	KEYCARD, RFID, CONSTRUCTION, ZONE 1, 1EA	25
A32370	WRENCH, SPANNER, THUMBTURN	2
118-51 5990	BATTERY BACKUP ASSY SAFFIRE	1
71810	CABLE, POWER OVERRIDE, PIXEL+	1
DOC-PIXELPLUSCARD	CARD, QUICK REFERENCE, PIXEL+	2

Quantum Pixel⁺

Modern Rose Lever Set Ordering

Standard Model (Example)

Model					Screws		Version		Lever		Handing		Door Size		Custom Adjustment		Finish	
6	3	0	6	B	S	/	T	1	A	0	L	B	0	-	S	C		
					Assembly				Type		Application							

Build the model number with the desired options

Model					Screws		Version		Lever		Handing		Door Size		Custom Adjustment		Finish	
6	3	0	6	B	S	/	T	1					0	-				
					Assembly				Type		Application							

Style	Assembly	Version	Type	Lever Application	Handing	Door Size	Custom Adjustment	Finish
6306BS Modern Rose Lever Set	T Full Assembly	1	E Elevon G Gala H Mori R Kewell Q Quebec B Emery	0 Interior	L Left Hand R Right Hand	A 1.75" (44mm) B 1.38" (35-40mm) C 2.00" (51mm) D 2.25" (57mm) E 2.38" (60mm) F 2.50" (63.5mm) G 2.87"-3.00" (73-76mm) H 3.03" (77mm)	0 Center	SC Satin Chrome SB Satin Brass BC Bright Chrome MB Matte Black OZ Dark Mahogany SN Satin Nickel

Upgrade Kits



MT Series Upgrade Kit

Ordering

Modernize your MT RFID to the latest Version with this upgrade kit. It includes everything needed for the upgrade and enables support for the latest credentials, including BLE and NFC mobile wallets.

Standard Model (Example) (Continue building the model number to the right)

Model	Reader	Application	Lever		Handing	Door Size	Outside	PCB Bracket	Custom	Finish	
MT6UK	- M	0	A	0	R	0	0	0	0	B	B
			Type	Position							

Build the model number with the desired options (Continue building the model number to the right)

Model	Reader	Application	Lever		Handing	Door Size	Outside	PCB Bracket	Custom	Finish	
MT6UK	- M							0	0	B	B
			Type	Position							

Model	Reader	Application	Lever		Handing	Door Size	Outside	PCB Bracket	Custom	Finish
			Type	Position						
MT6 UK MT6 NFC Upgrade Kit	M MT RFID	0 Interior E Exterior (Only with Finish SC, BC, OZ or BK) H Heavy (If with Lever Type C, G, P or T, only with Finish SC, BK or OZ If with Lever Type A, E, or V, only with Finish BK or OZ)	A Arc C Continental (Not with Finish SN) E Elevon G Gala V Vintage (Not with Finish SN) P Apogee T Troy	0 Standard 2 Vert O/S	R Right Hand & Right Hand Reverse L Left Hand & Left Hand Reverse	0 Standard 1.38;2.375]" (35;60.3mm) 1 Large 2.50;3.125" (63.5;79mm) 2 Extra Large 2.75;4" (70;102mm)	0 Standard A Plain Lens	0 No Bracket	0 Standard	BB Bright Brass BC Bright Chrome BK Black OZ Dark Mahogany SB Satin Brass SC Satin Chrome SN Satin Nickel

Quantum RFID Upgrade Kit

Ordering

Modernize your Quantum RFID to the latest Version with this upgrade kit. It includes everything needed for the upgrade and enables support for the latest credentials, including BLE and NFC mobile wallets.

Standard Model (Example) (Continue building the model number to the right)

Model	Reader	Application	Lever	Handing	Door Size	Outside	PCB Bracket	Custom	Finish	
MT6UK	- Q	0	N	N	N	0	0	0	0	B B
			Type	Position						

Build the model number with the desired options (Continue building the model number to the right)

Model	Reader	Application	Lever	Handing	Door Size	Outside	PCB Bracket	Custom	Finish
MT6UK	- Q		N	N	N	0		0	B B
			Type	Position					

Model	Reader	Application	Lever		Handing	Door Size	Outside	PCB Bracket	Custom	Finish
			Type	Position						
MT6 UK MT6 NFC Upgrade Kit	Q Quantum RFID	0 Wood Interior	N No Lever	N Standard	N No Handing	0 Standard Door Thickness	0 Standard A Plain Lens	0 No Bracket U Upper Position L Lower position	0 Standard	AB Antique Brass
		E Wood Exterior (Only with Finish SC, BC, OZ or BK)								BB Bright Brass
		H Wood Heavy (Only with Finish SC, OZ or BK)								BC Bright Chrome
		1 Metal Interior								BK Black
		F Metal Exterior (Only with Finish SC, BC, OZ or BK)								OZ Dark Mahogany
		J Metal Heavy (Only with Finish SC, OZ or BK)								SB Satin Brass
										SC Satin Chrome
										SN Satin Nickel
For reference information only:										
Inside Chassis Adapter Bracket (Pre 2013 Chassis)		Chassis Type		Lock Function		PCB Position		I/S Chassis Adapter Bracket		
		QTM MT I/S (A24160)		STD		Lower		Lower Position Bracket		
		QTM ADESE I/S (A24170)		ADB		Upper		Upper Position Bracket		
				STD		Lower		Upper Position Bracket		
				ADB		Upper		Upper Position Bracket		

QuantumIV Upgrade Kit

Ordering

Modernize your Quantum IV to the latest Version with this upgrade kit. It includes everything needed for the upgrade and enables support for the latest credentials, including BLE and NFC mobile wallets.

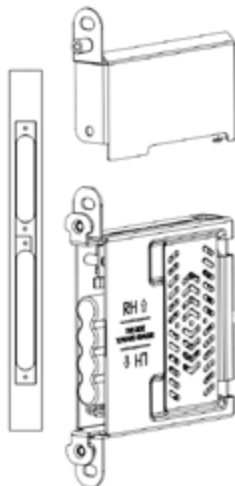
Standard Model (Example) (Continue building the model number to the right)											
Model	Reader	Application	Lever		Handing	Door Size	Outside	PCB Bracket	Custom	Finish	
			Type	Position							
MT6UK	F	0	N	N	N	0	0	0	0	B	B

Build the model number with the desired options (Continue building the model number to the right)											
Model	Reader	Application	Lever		Handing	Door Size	Outside	PCB Bracket	Custom	Finish	
			Type	Position							
MT6UK	F		N	N	N	0	0		0	B	B

Model	Reader	Application	Lever		Handing	Door Size	Outside	PCB Bracket	Custom	Finish
			Type	Position						
MT6 UK MT6 NFC Upgrade Kit	F Quantum IV RFID	O Interior E Exterior (Only with Finish SC, BC, OZ or BK) H Heavy (Only with Finish SC, OZ or BK)	N No Lever	N Standard	N No Handing	O Standard Door Thickness	O Standard	O No Bracket U Upper Position L Lower position	O Standard	BB Bright Brass BC Bright Chrome BK Black OZ Dark Mahogany SB Satin Brass SC Satin Chrome SN Satin Nickel
For reference information only:										
Inside Chassis Adapter Bracket (Pre 2013 Chassis)	Chassis Type		Lock Function		PCB Position		I/S Chassis Adapter Bracket			
	QTM MT I/S (A24160)		STD		Lower		Lower Position Bracket			
	QTM ADESE I/S (A24170)		ADB		Upper		Upper Position Bracket			
			STD		Lower		Upper Position Bracket			
			ADB		Upper		Upper Position Bracket			

Quantum Pixel+ Upgrade Kit

Ordering



Modernize your Pixel to Pixel+ to the latest Version with this upgrade kit. It includes everything needed for the upgrade and enables support for the latest credentials, including BLE and NFC mobile wallets. No door preparation changes needed.

Standard Model (Example)										
Model	Hardware	Primary Communication	Secondary Communication	Application	Handing	Door Size	Optional Adjustments			
							Outside	Inside	Hardware	Packout
PLUK	- 1	X	G	0	R	0	0	0	0	0

Build the model number with the desired options										
Model	Hardware	Primary Communication	Secondary Communication	Application	Handing	Door Size	Optional Adjustments			
							Outside	Inside	Hardware	Packout
PLUK	- 1						0	0		0

Model	Hardware	Primary Communication	Secondary Communication	Application	Handing	Door Size	Optional Adjustment			
							Outside	Inside	Hardware	Packout
PLUK Quantum Pixel+ Upgrade Kit	1 Standard Hardware	X Primary Ready D Incom RF H Zigbee G2 N. America J Zigbee G2 Europe / Asia K Zigbee G2 International L Telkonet G2	G Kaba BLE H Hilton BLE ^H H Only for Hilton Properties Re-use of previous Hilton BLE module not possible. Please include new module for Hilton properties	0 Wood Interior 1 Metal Interior ^M Required if: M -Reader Underplate -Hollow Metal Door -Metal Clad Door	R RH & RHR L LH & LHR	0 Standard (E DIM ≥ .88 [22.2]) B Thin Door (E DIM < .88 [22.2])	0 Black Reader	0 Standard	0 Standard	0 Standard J Grounding Strap

For reference information only:

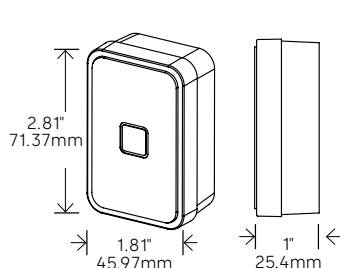
For best results, this products reader requires defining the specific door material (wood or metal). Please double-check your application to ensure it matches your door type, and you have selected the correct nomenclature.

Perimeter Access

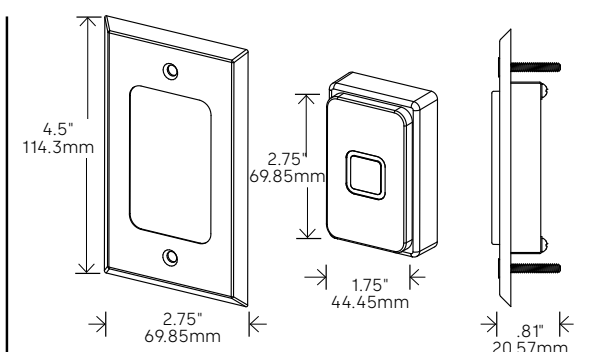


SR Series RFID (Guestrooms)

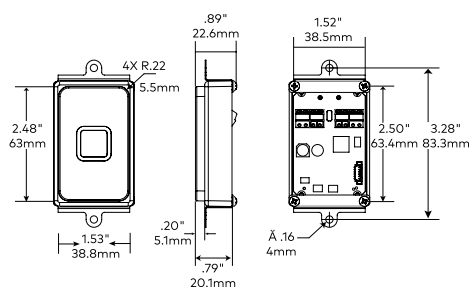
Ordering



Surface Mount SR1



Flush Mount SR2



SR3

Standard Model (Example)

Style	Version	Reader Type	SR Controller	Communication		Handing	Door	Faceplate	Custom Options			Finish
SRC	1	- 1	1	N	N	L	A	1	0	0	1	SC / SC
				Primary	Secondary		Thickness		Reader	PCB	Hardware	Controller Reader

Build the model number with the desired options

Style	Version	Reader Type	SR Controller	Communication	Handing	Door	Faceplate	Custom Options	Finish			
<div>SRC</div>	<div>1</div>	-					<div>1</div>		<div>0</div>			
				Primary	Secondary	Thickness		Reader	PCB	Hardware	Controller	Reader

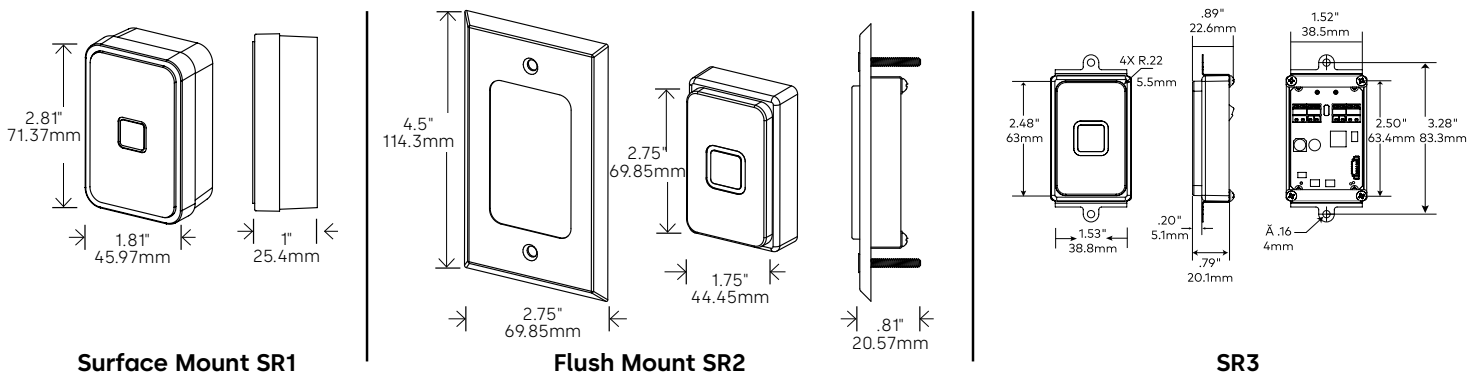
Style	Version	Reader Type	SR Controller*	Communication		Handing	Door Thickness	Faceplate	Custom Options			Finish	
				Primary	Secondary				Reader	PCB	Hardware	Controller	Reader**
SRC SR Concierge	1	SR1: 1 Surface SR2 and SR3: 2 Flush 3 Clear Flush	1 Plastic Flush Box 2 Metal Flush Box 3 No Box No Faceplate 4 Plastic Surface Box 5 Metal Surface Box	N No Primary X Primary Ready A Zigbee North America B Zigbee Europe / Asia C Zigbee International D Inncom RF E Crestron F Telkonet H Zigbee G2 North America J Zigbee G2 Europe/Asia K Zigbee G2 International L Telkonet G2 *Only available with Zigbee G2	A BLE compatible C BLE enabled* D Hilton BLE** *BLE compatible not available until non BLE reader inventory is consumed ** Hilton BLE only for Hilton properties	L LH R RH X LHR Y RHR	A 1.75-2.38 [44-60] B 1.38 [35] C 2.50 - 3.13 [63.5 - 79.5]	1 1"	SR1: 0 Standard SR2 & SR3: 0 Standard A Assembled Reader	0 Standard	1 Satin Chrome 2 Satin Brass 3 Dark Mahogany 4 Black 5 Bright Chrome 6 Bright Brass	NN No Faceplate SC Satin Chrome SB Satin Chrome SB Satin Brass BC Bright Chrome BB Bright Brass BL Black Plastic BR Brown Plastic IV Ivory Plastic WH White Plastic	SR1: SC Satin Chrome SB Satin Brass BK Black SR2 & SR3: NN No Reader Plate SC Satin Chrome SB Satin Brass BC Bright Chrome BB Bright Brass BL Black Plastic BR Brown Plastic IV Ivory Plastic WH White Plastic

*Messenger options must use plastic face plates

**Surface mount only supports Satin Chrome Finish. Flush mounts support all listed finishes.

SR Series RFID (RCU/ECU)

Ordering



Standard Model (Example)											
Style	Version	Function	Relay	Mount	SR Controller	Communication		Custom Options			Finish
CSR	1	RC	0	1	1	N	N	0	0	0	SC / SC
						Primary	Secondary	Reader	PCB	Packout	Controller / Reader

Build the model number with the desired options											
Style	Version	Function	Relay	Mount	SR Controller	Communication		Custom Options			Finish
CSR	1	RC	0						0		/
						Primary	Secondary	Reader	PCB	Packout	Controller / Reader

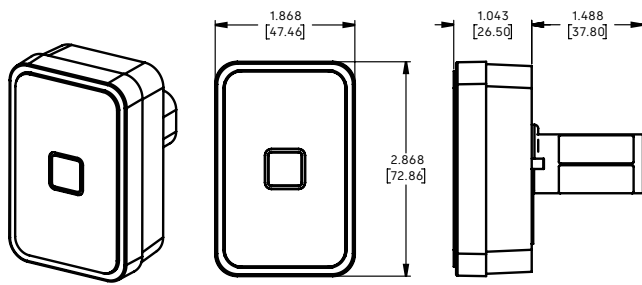
Style	Version	Function	Relay	Mount	SR Controller	Communication		Custom Options			Finish	
						Primary	Secondary	Reader	PCB	Packout	Controller	Reader****
CSR SR Reader	1	RC RCU	0 STD (1 Relay)	SR1: 1 Surface SR2 & SR3: 2 Flush 3 Clear Flush	1 Plastic Flush Box 2 Metal Flush Box 3 No Box 4 No Faceplate 5 Plastic Surface Box 6 Metal Surface Box Option 4 Comes with No Electrical Box, No Faceplate or Faceplate Mounting Screws	N No Primary A Zigbee North America (158mW) B Zigbee Europe / Asia (10mW) C Zigbee International (87mW) D Inncom RF E Crestron F Telkonet X Primary Ready H Zigbee G2 North America J Zigbee G2 Europe/Asia K Zigbee G2 International L Telkonet G2 *Only available with Zigbee G2	A BLE compatible C BLE enabled* D Hilton BLE** *BLE compatible not available until non BLE reader inventory is consumed ** Hilton BLE only for Hilton properties	0 Standard E SR2 / SR3 Unassembled Kit Only Comes with Reader and Mounting Hardware, No Single Gang Faceplate	0 Standard	0 Standard B Ocean Shipping	NN No Faceplate SC Satin Chrome SB Satin Brass BC Bright Chrome BB Bright Brass BL Black Plastic BR Brown Plastic IV Ivory Plastic WH White Plastic	SR1: SC Satin Chrome SB Satin Brass BK Black SR2 & SR3: NN No Reader Plate SC Satin Chrome SB Satin Brass BC Bright Chrome BB Bright Brass BL Black Plastic BR Brown Plastic IV Ivory Plastic WH White Plastic

Notes:
 * Messenger Kits must use plastic faceplates
 ** "NN" No faceplate option is to be used with
 "3" No box No faceplate SR controller option
 *** "NN" No Reader plate option to be used for
 unassembled readers; No Faceplate is included
 with unassembled reader.
 ****Surface mount only supports Satin Chrome Finish.
 Flush mounts support all listed finishes.

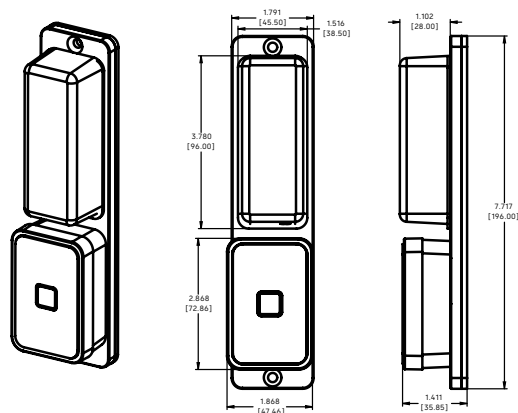
RAC5

Access Controllers

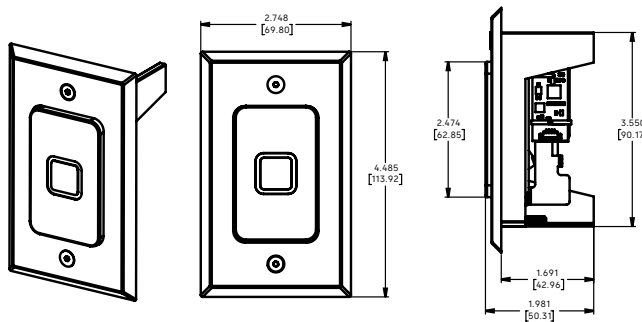
Available Readers



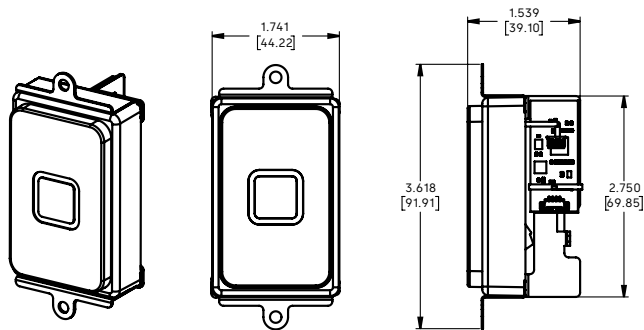
Surface Mount



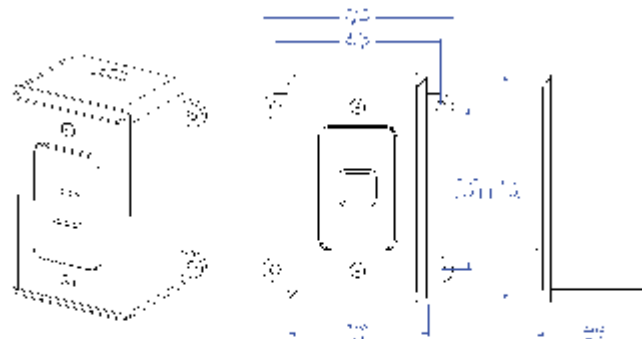
Hilton BLE Surface Mount



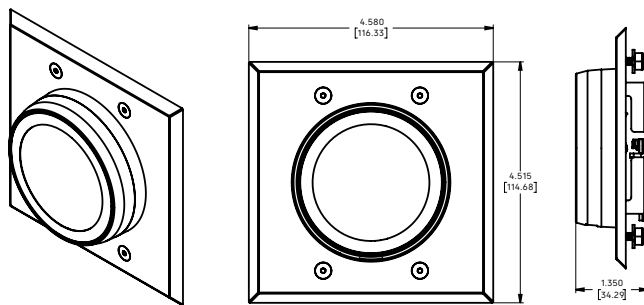
Flush Mount



Clear Flush Mount



Flush-Surface Gang Box



Round Reader

RAC5

Multi-Floor Controller

Ordering

Perimeter Access Control

Standard Model (Example)

													Finish						
Style			Version	Function		Relay	Mount	Reader	Supply	Communication	Option	Battery Backup	Packout	Faceplate Controller	Reader				
R	5	H	1	-	M	F	1	1	1	1	B	0	0	0	N	N	/	N	N
													Secondary						

Style	Version	Function	Relay	Mount	Reader	Power Supply	Communication Secondary	Option	Battery Backup	Packout	Finish	
											Faceplate	Reader
R5H	1	MF MFC	1 8 Relays ⁵	1 Surface ¹	1 One Reader Included	1 North America	B BLE Ready	0 Standard	0 None	0 Standard	NN No Faceplate	Surface: SC Satin Chrome
			3 16 Relays ⁵	2 Flush	2 Two Readers Included	2 International	C Legic BLE Enabled		B Ocean Shipping		Flush Mount: NN No Reader Plate	
			4 24 Relays ⁵	3 Clear Flush ²			D Hilton S2R BLE Enabled ^{3,4}				SC Satin Chrome	
			5 32 Relays ⁵	4 Flush - Surface Gang Box							SB Satin Brass	
			C 40 Relays ⁵	5 Round Reader ⁶							BC Bright Chrome	
			6 48 Relays ⁵								BB Bright Brass	
			D 56 Relays ⁵								BL Black Plastic	
			7 64 Relays ⁵								BR Brown Plastic	
												IV Ivory Plastic
												WH White Plastic

1- Surface Mount only supports Satin Chrome Finish. Flush Mounts support all listed finishes.

2- Clear Flush Mount requires No Reader Faceplate option.

3- Hilton BLE only available for Hilton properties.

4- Hilton BLE requires Surface Mount option.

5- Hilton BLE only supports MFC with up to 12 channels and must be configured as a pass device.

6- Not available with NN, IV, or WH Reader Finishes

RAC5 Perimeter Access Control

LT (Lite) and XT (Extended)

Ordering

Standard Model (Example)													
Style	Version	Function	Relay/Mag Kit	Mount	Reader	Power Supply	Secondary Communication	Option	Battery Backup	Packout	Faceplate Controller	Finish Reader	
R5H	1	LT	0	1	1	1	B	0	0	0	NN	NN	
Build the model number with the desired options													
Style	Version	Function	Relay/Mag Kit	Mount	Reader	Power Supply	Secondary Communication	Option	Battery Backup	Packout	Faceplate Controller	Finish Reader	
	1		0					0			NN	NN	
Style	Version	Function	Relay/Mag Kit	Mount	Reader	Power Supply	Secondary Communication	Option	Battery Backup	Packout	Faceplate Controller	Finish Reader	
R5H RAC5 Hospitality	1	LT Lite XT Extended	0 Standard 2 relays	1 Surface ¹ 2 Flush 3 Clear Flush ² 4 Flush Surface Gang Box 5 Round Reader ⁷	1 One Reader Included 2 Two Readers Included	1 North America 2 International	B BLE Ready C LEGIC BLE Enabled D Hilton S2R BLE Enabled ^{3,4}	0 Standard	0 None B Battery Included ⁵ C Battery Ready ⁵	0 Standard B Ocean Shipping	NN No Faceplate	NN No Faceplate SC Satin Chrome SB Satin Brass BC Bright Chrome BB Bright Brass	
Magnet Kits													
R5H RAC5 Hospitality	1	LT Lite XT Extended	F PIR Sensor	1 Surface ¹ 2 Flush 3 Clear Flush ² 4 Flush Surface Gang Box 5 Round Reader ⁷	4 One Reader with One Magnet Included 5 One Reader with Two Magnets Included	1 North America 2 International	B BLE Ready C LEGIC BLE Enabled D Hilton S2R BLE Enabled ^{3,4}	0 Standard	0 None B Battery Included ⁵ C Battery Ready ⁵	0 Standard B Ocean Shipping	NN No Faceplate	BL Black Plastic BR Brown Plastic IV Ivory Plastic WH White Plastic	

1 Surface Mount only supports Satin Chrome finish. Flush Mount supports all listed finishes.

2 Clear Flush Mount requires No Reader Faceplate option

3 Hilton BLE only available for Hilton properties

4 Hilton BLE requires Surface Mount option

5 Battery options only available with XT version

6 Round Reader for interior use only. Not rated for pool or humid environments.

7 Not available with NN, IV, or WH Reader Finishes

Quantum RFID Remote/Elevator Control Unit (RCU/ECU)

Ordering

Standard Model (Example)																	
Style			Version	Function	Relay/Mag Kit	Mount	Reader	Communication		Custom	Finish						
C	Q	M	2	R	C	0	1	1	N	B	0	0	D	S	B	S	B
									Primary	Secondary	Reader	PCB	Packout	Faceplate	Reader		
Build the model number with the desired options																	
Style			Version	Function	Relay/Mag Kit	Mount	Reader	Communication		Custom	Finish						
C	Q	M	2	R	C						0						
									Primary	Secondary	Reader	PCB	Packout	Faceplate	Reader		
Style	Version	Function	Relay/Mag Kit	Mount	Reader	Communication		Custom			Finish						
						Primary	Secondary	Reader	PCB	Packout	Faceplate	Reader					
CQM Quantum RFID	2	RC RCU EC ECU (Messenger not an option)	0 Standard 1 relay	1 Surface (RCU Only) 2 Flush	1 Single	N No Primary Messenger: (RCU Only) A Zigbee N. America (158mW) B Zigbee Europe / Asia (10mW) C Zigbee International (87mW) D Inncom RF E Crestron F Telkonet X Messenger Ready H Zigbee G2 North America J Zigbee G2 Europe/Asia K Zigbee G2 International L Telkonet G2 *Only available with G2 Zigbee	B BLE Ready C BLE Enabled D Hilton BLE* *Hilton BLE only for Hilton Properties	0 Standard A Plain Lens L Marriott Lens* *Marriott Lens only for Marriott properties	0 Standard ECU: M MCC Personality	0 Standard B Ocean Shipping	Without Messenger: SB Satin Brass SC Satin Chrome OZ Satin Chrome OZ Dark Mahogany BB Dark Mahogany BB Bright Brass BC Bright Chrome BK Black With Messenger: BL Black BR Brown IV Ivory WH White	SB Satin Brass SC Satin Chrome OZ Dark Mahogany BB Bright Brass BC Bright Chrome SN Satin Nickel AB Antique Brass BK Black					
Magnet Kits																	
CQM Quantum RFID	2	RC RCU	F PIR Sensor	1 Surface 2 Flush	1 Single Magnet 2 Dual Magnet			B BLE Ready C BLE Enabled D Hilton BLE* *Hilton BLE only for Hilton Properties	0 Standard A Plain Lens L Marriott Lens* *Marriott Lens only for Marriott properties	0 Standard	0 Standard B Ocean Shipping	Without Messenger: SB Satin Brass SC Satin Chrome OZ Satin Chrome OZ Dark Mahogany BB Dark Mahogany BB Bright Brass BC Bright Chrome With Messenger: BL Black BR Brown IV Ivory WH White	SB Satin Brass SC Satin Chrome OZ Dark Mahogany BC Bright Chrome				

Quantum RFID Remote/Elevator Control Unit (RCU/ECU)

Ordering

Screwless Kit

Standard Model (Example)

Style	Version	Function	Relay/Mag Kit	Mount	Reader	Communication	Custom	Finish
C Q M	2	R C	0	2	1	N B	0 0 0	B S S B
						Primary Secondary Reader PCB Packout Faceplate Reader		

Build the model number with the desired options

Style	Version	Function	Relay/Mag Kit	Mount	Reader	Communication	Custom	Finish
C Q M	2	R C	0	2	1	N	0	
						Primary Secondary Reader PCB Packout Faceplate Reader		

Style	Version	Function	Relay/Mag Kit	Mount	Reader	Communication		Custom			Finish	
						Primary	Secondary	Reader	PCB	Packout	Faceplate	Reader
CQM Quantum RFID	2	RC RCU	0 Standard 1 relay	2 Flush	1 Single	N No Primary Messenger: (RCU Only) A Zigbee N. America (158mW) B Zigbee Europe / Asia (10mW) C Zigbee International (87mW) D Inncom RF E Crestron F Telkonet X Messenger Ready H Zigbee G2 NorthAmerica J Zigbee G2 Europe/Asia K Zigbee G2 International L Telkonet G2 *Only available with G2 Zigbee	B BLE Ready C BLE Enabled D Hilton BLE* *Hilton BLE only for Hilton Properties	0 Standard A Plain Lens L Marriott Lens* *Marriott Lens only for Marriott properties	0 Standard	0 Standard B Ocean Shipping	BS Black Screwless BT Brown Screwless VS Ivory Screwless WS White Screwless AL Almond Screwless GR Gray Screwless LA Light Almond Screwless BE Beige Screwless TP Taupe Screwless SI Sienna Screwless	SB Satin Brass SC Satin Chrome OZ Dark Mahogany BB Bright Brass BC Bright Chrome SN Satin Nickel AB Antique Brass BK Black

Quantum RFID Multi Channel Controller (MCC/EMCC)

Ordering

Standard Model (Example)														
Style			Version	Function		Relay/Mag Kit	Mount	Reader	Communication		Custom		Finish	
C	Q	M	2	M	C	1	2	1	N	B	0	0	0	S B / S B
									Primary	Secondary	Reader	PCB	Packout	Faceplate Reader
Build the model number with the desired options														
C	Q	M	2				2					0		
									Primary	Secondary	Reader	PCB	Packout	Faceplate Reader

Style	Version	Function	Relay/Mag Kit	Mount	Reader	Communication		Reader	Custom		Finish	
						Primary	Secondary		PCB	Packout	Faceplate	Reader
CQM Quantum RFID	2	MC MCC ME EMCC	MCC: 1 8 relay 2 12 relay EMCC: 3 16 relay 5 32 relay 6 48 relay 7 64 relay 8 80 relay 9 96 relay A 112 relay B 128 relay	2 Flush	1 Single 2 Dual	MCC: N No Primary 1 Go Far 2 Go Far International	B BLE Ready C BLE Enabled D Hilton BLE* *Hilton BLE only for Hilton Properties	0 Standard A Plain Lens L Marriott Lens* *Marriott Lens only for Marriott properties	0 Standard	0 Standard B Ocean Shipping	SB Satin Brass SC Satin Chrome OZ Dark Mahogany BB Bright Brass BC Bright Chrome BK Black	SB Satin Brass SC Satin Chrome OZ Dark Mahogany BB Bright Brass BC Bright Chrome SN Satin Nickel AB Antique Brass BK Black

EMCC does not support Hilton BLE

QuantumIV RFID Remote/Elevator Control Unit (RCU/ECU)

Ordering

Standard Model (Example)																	
Style			Version	Function	Relay/Mag Kit	Mount	Reader	Communication		Custom	Finish						
C	Q	F	2	R	C	0	1	1	N	B	0	0	0	S	B	S	B
								Primary	Secondary	Reader	PCB	Packout	Faceplate	Reader			

Build the model number with the desired options																	
Style			Version	Function	Relay/Mag Kit	Mount	Reader	Communication		Custom	Finish						
C	Q	F	2				1			0	0						
								Primary	Secondary	Reader	PCB	Packout	Faceplate	Reader			

Style	Version	Function	Relay/Mag Kit	Mount	Reader	Communication		Reader	Custom			Finish	
						Primary	Secondary		PCB	Packout	Faceplate	Reader	
CQF QuantumIV	2	RC RCU EC ECU (Messenger not an option)	0 Standard 1 relay	1 Surface (RCU Only) 2 Flush	1 Single	N No Primary Messenger: (RCU Only) A Zigbee N. America (158mW) B Zigbee Europe / Asia (10mW) C Zigbee International (87mW) D Inncom RF E Crestron F Telkonet X Messenger Ready H	B BLE Ready C BLE Enabled D Hilton BLE* *Hilton BLE only for Hilton Properties	0 Standard	0 Standard	0 Standard B Ocean Shipping	Without Messenger: SB Satin Brass SC Satin Chrome OZ Satin Chrome OZ Dark Mahogany BB Bright Brass BC Bright Chrome BK Black With Messenger: BL Black BR Brown IV Ivory WH White	SB Satin Brass SC Satin Chrome OZ Dark Mahogany BB Bright Brass BC Bright Chrome SN Satin Nickel BK Black	
Magnet Kits						H Zigbee G2 North America J Zigbee G2 Europe/Asia K Zigbee G2 International L Telkonet G2 *Only available with Zigbee G2	B BLE Ready C BLE Enabled D Hilton BLE* *Hilton BLE only for Hilton Properties	0 Standard	0 Standard	0 Standard B Ocean Shipping	Without Messenger: SB Satin Brass SC Satin Chrome OZ Satin Chrome OZ Dark Mahogany BB Bright Brass BC Bright Chrome With Messenger: BL Black BR Brown IV Ivory WH White	SB Satin Brass SC Satin Chrome OZ Dark Mahogany BB Bright Brass BC Bright Chrome SN Satin Nickel BK Black	

QuantumIV RFID Remote/Elevator Control Unit (RCU/ECU)

Ordering

Screwless Kit

Standard Model (Example)

Style	Version	Function	Relay/Mag Kit	Mount	Reader	Communication	Custom	Finish
C Q F	2	R C	0	2	1	N B	0 0 0	B S / S B
						Primary Secondary	Reader PCB Packout	Faceplate Reader

Build the model number with the desired options

Style	Version	Function	Relay/Mag Kit	Mount	Reader	Communication	Custom	Finish
C Q F	2	R C	0	2	1	N	0 0	
						Primary Secondary	Reader PCB Packout	Faceplate Reader

Style	Version	Function	Relay/Mag Kit	Mount	Reader	Communication		Custom			Finish	
						Primary	Secondary	Reader	PCB	Packout	Faceplate	Reader
CQF QuantumIV	2	RC RCU	0 Standard 1 relay	2 Flush	1 Single	N No Primary Messenger: A Zigbee N. America (158mW) B Zigbee Europe / Asia (10mW) C Zigbee International (87mW) D Inncom RF E Crestron F Telkonet X Messenger Ready H Zigbee G2 North America J Zigbee G2 Europe/Asia K Zigbee G2 International L Telkonet G2 *Only available with Zigbee G2	B BLE Ready C BLE Enabled D Hilton BLE* *Hilton BLE only for Hilton Properties	0 Standard	0 Standard	0 Standard B Ocean Shipping	BS Black Screwless BT Brown Screwless VS Ivory Screwless WS White Screwless AL Almond Screwless GR Gray Screwless LA Light Almond Screwless BE Beige Screwless TP Taupe Screwless SI Sienna Screwless	SB Satin Brass SC Satin Chrome OZ Dark Mahogany BB Bright Brass BC Bright Chrome SN Satin Nickel BK Black

QuantumIV RFID Multi Channel Controller (MCC/EMCC)

Ordering

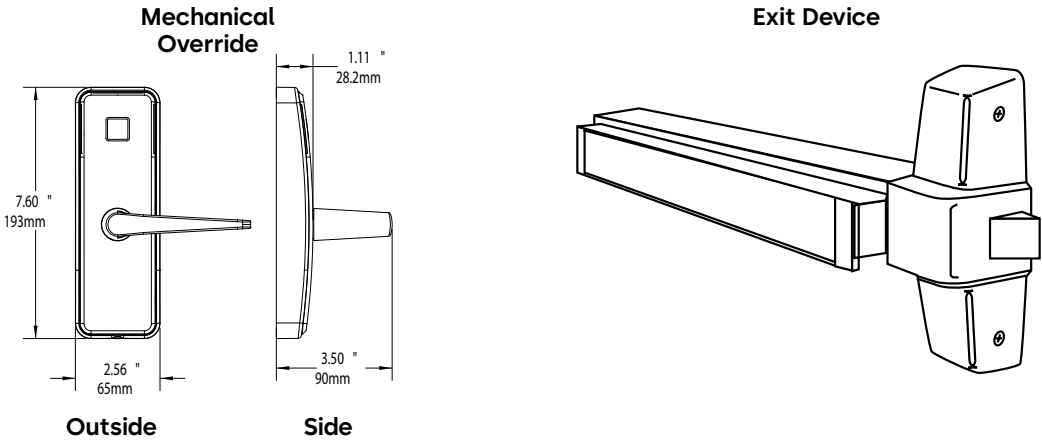
Standard Model (Example)															
Style			Version	Function		Relay/Mag Kit	Mount	Reader	Communication		Custom			Finish	
C	Q	F	2	M	C	1	2	1	N	B	0	0	0	S	B
									Primary	Secondary	Reader	PCB	Packout	Faceplate	Reader
Build the model number with the desired options															
Style			Version	Function		Relay/Mag Kit	Mount	Reader	Communication		Custom			Finish	
C	Q	F	2				2				0	0			S B
									Primary	Secondary	Reader	PCB	Packout	Faceplate	Reader

Style	Version	Function	Relay/Mag Kit	Mount	Reader	Communication		Reader	Custom			Finish	
						Primary	Secondary		PCB	Packout	Faceplate	Reader	
CQF QuantumIV	2	MC MCC ME EMCC	MCC: 1 8 relay 2 12 relay EMCC: 3 16 relay 5 32 relay 6 48 relay 7 64 relay 8 80 relay 9 96 relay A 112 relay B 128 relay	2 Flush	1 Single 2 Dual	MCC: N No Primary 1 Go Far 2 Go Far International EMCC: 1 Go Far 2 Go Far International	B BLE Ready C BLE Enabled D Hilton BLE* *Hilton BLE only for Hilton Properties	0 Standard	0 Standard	0 Standard B Ocean Shipping	SB Satin Brass SC Satin Chrome OZ Dark Mahogany BB Bright Brass BC Bright Chrome BK Black	SB Satin Brass SC Satin Chrome OZ Dark Mahogany BB Bright Brass BC Bright Chrome SN Satin Nickel BK Black	

*Hilton BLE only supports MFC with up to 12 channels and must be configured as a pass device.
EMCC does not support Hilton BLE

Saffire LX Exit Device Operator - North America

Ordering



Lock System Kits

Standard Model Number Example							
<div>S</div>	<div>0</div>	<div>0</div>	<div>2</div>	—	<div>K</div>	<div></div>	<div>C</div>
Style	Operating System		BLE		Override	Outside Lever	Finish

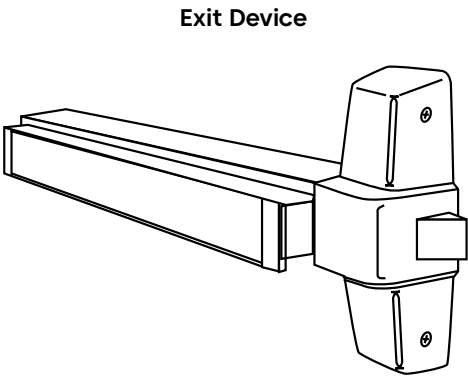
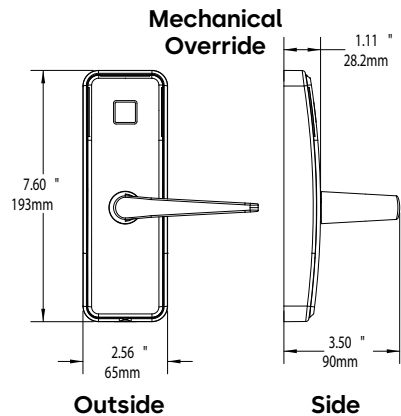
Build the model number with the required options						
<div>S</div>	<div></div>	<div></div>	<div></div>	-	<div></div>	<div></div>
Style	Operating System		BLE		Override	Outside Lever

Style	Operating System	BLE	Override	Outside lever	Finish
S Saffire LX	0 0 Standalone M 1 Ambiance RX	2 BLE Enabled H BLE Hilton (only for Hilton properties) O No BLE	K Mechanical Key Support E Electronic	E Von (Modified elevon) L Troy S Essen	C Satin Chrome E Satin Chrome Exterior U Satin Chrome Oceanfront B Satin Brass R Bright Chrome Z Oil Rubbed Bronze* N Satin Nickel K Black*

* Only for interior use. Not recommended for exterior use.

Saffire LX Exit Device Operator - North America

Ordering



Lock System Kits

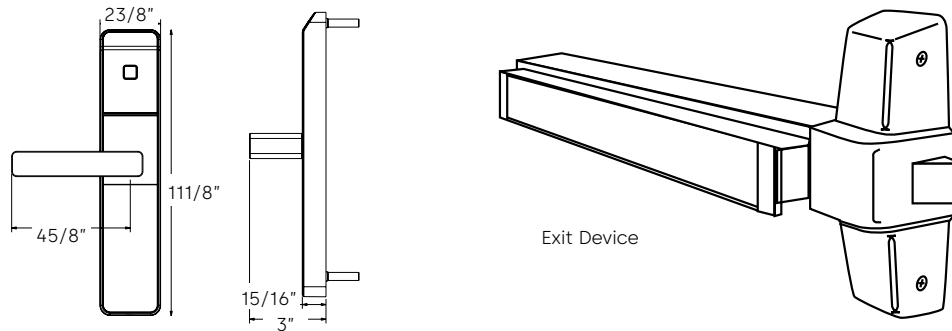
Standard Model Number Example				
<div>B</div>	—	<div>1</div>	<div>7</div>	<div>N</div>
Trim		Model	Exit Device	Handing
				Door Thickness

Build the model number with the required options				
<div>B</div>	—	<div></div>	<div></div>	<div></div>
Trim		Model	Exit Device	Handing
				Door Thickness

Trim	Model	Exit Device	Handing	Door Thickness
B Black	1 Rim Operator Includes Dorma exit device	7 - Dorma 9300 36" 8 - Dorma 9300 48"	L Left hand R Right hand	1 1 3/4" - 2" (46-53mm) 2 >2" - 2 1/4" (53-57mm)
	2 Mortise Operator Exit device not included	0 - Von Duprin 9875, 9975EO-F A - Arrow S3908, S1908 7 - Dorma 9500, F9500		
	3 Rim Operator Exit device not included	0 - Von Duprin 98/99 EO-F 1 - Arrow S3888 2 - Yale 7100-36 5 - Precision 21, FL21 6 - Detex 10, F10 7 - Dorma 9300/F9300 8 - Arrow S1808, S3808 9 - Detex V40 C - Corbin Russwin ED5200 H - Hager 4500 D - Dorma 8300 R - PHI/Reliant 5100/FL5100 V - Von Duprin 22		
	4 Vertical Rod Surface Mount Operator Exit device not included	0 - Von Durpin 9827, 9927EO-F 1 - Arrow S3788, S1708 2 - Yale 7170 5 - Precision 22, FL22 6 - Detex 20, F20 7 - Dorma 9400, F9400 C - Corbin Russwin ED5400 H - Hager 4500 S - Sargent 8710/8713 D - Dorma 8400 R - PHI/Reliant 5200/FL5200 V - Von Duprin 22		
	5 Vertical Rod Concealed Operator Exit device not included"	0 - Von Durpin 9847, 9947EO-F 2 - Yale 7160 7 - Dorma 9100/F9100		

Exit Device Operator Confidant RFID

Ordering



Standard Model Number - Exit Device Operator - NA (Example)

C	S	00	0	—	1	7	S	R	1	—	C
Lock Model			Bluetooth			Installation Options					Finish

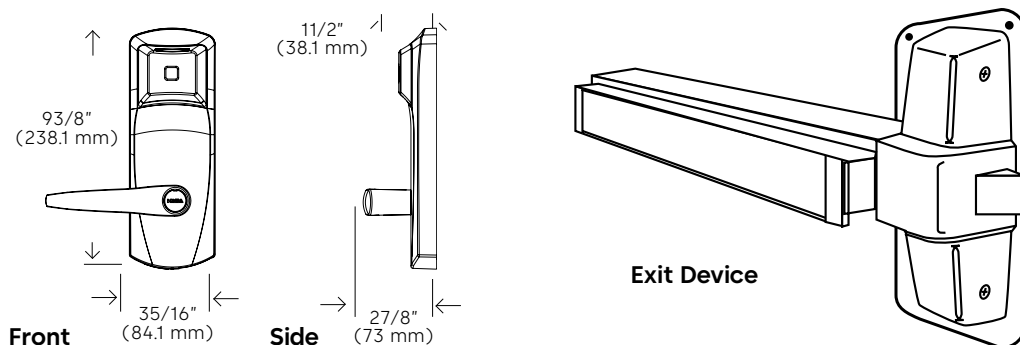
Build the model number with the required options

C	S			—						—	
Lock Model			Bluetooth			Installation Options					Finish

Lock Model		Bluetooth		Installation Options					Finish	
Confidant RFID (Fixed value)	System	Operating System	Bluetooth	Model	Type of Exit Device	Outside Lever	Handing	Door Thickness	Finish	
C	S Saflok 3 Dummy Trim	0 0 Standalone	0 No BLE	1 Rim Operator Device Outdoor front lock housing. Includes Dorma exit device.	7 Dorma 9300	S Short Return L Long Return	R Right L Left	1 1 3/4" - 2" (46-53mm) 2 >2" - 2 1/4" (53-57mm) Return	C Satin Chrome E Satin Chrome Exterior U Satin Chrome Oceanfront B Satin Brass H Satin Brass Exterior	
		M 0 Messenger ready	1 BLE Ready	2 Mortise Operators Outdoor front lock housing. Exit device not included.	0 Von Duprin 9875, 9975EO-F A Arrow S3908, S1908					
		M 1 Messenger US	2 BLE Enabled	3 Rim Operators Outdoor front lock housing. Exit device not included.	0 Von Duprin 98/99 EO-F 1 Arrow S3888 2 Yale 7100-36 5 Precision 21, FL21 6 Detex 10, FL10 7 Dorma 9300/F9300 8 Arrow S1808, S3808 9 Detex V40 H Hager 4500					
				4 Vertical Rod Surface Mount Operators Outdoor front lock housing. Exit device not included.	0 Von Durpin 9827, 9927EO-F 1 Arrow S3708, A1708 2 Yale 7170 5 Precision 22, FL22 6 Detex 20, FL20 7 Dorma 9400/F9400 S Sargent 8710 H Hager 4500					
				5 Vertical Rod Concealed Operators Outdoor front lock housing. Exit device not included.	0 Von Durpin 9847, 9947EO-F 2 Yale 7160 7 Dorma 9100					

RT Plus Panic Bar Trim

Ordering



Standard Model (Example)

79P	S	1	7	2	1	E	N	6	0	1	6	2	6
Model			Type of Exit Device	RFID	Lever	Override	Handing	Version	Bluetooth	Door Thickness		Finish	

Build the model number with the desired options

79P				2				6					
Model			Type of Exit Device	RFID	Lever	Override	Handing	Version	Bluetooth	Door Thickness		Finish	

Model	Type of Exit Device	Lever Type	Override	Handing	Version	Bluetooth	Door Thickness	Finishes
79PS1 Rim Operator Device Outdoor front lock housing. Includes Dorma exit device.	7 Dorma 9300	2 1 Long/Front	E Electronic K Mechanical key cylindrical Lori Universal (1539) key-in-knob OR Mechanical recordable key cylinder key-in-knob Note: Gala and Elevon levers only available with electronic override	N Standard ----- ** For Elevon Lever or Vertical Rod Surface Mount with Ambiance RX X Left Hand Reverse Y Right Hand Reverse	6 Contactless Reader	0 No BLE 2 BLE Enabled H Hilton	1 1 3/4" - 2" (46-53 mm) 2 > 2" - 2 1/4" (53-57 mm) For door thickness 2 (> 2" - 2 1/4") 10 weeks lead time required.	626 Satin Chrome 606 Satin Brass U26 Satin Chrome Supreme Finish
79PS2 Mortise Operators Outdoor front lock housing. Exit device not included.	0 Von Duprin 9875,9975EO-F A Arrow S3908,S1908 7 Dorma 9500	2 2 Short/Front						
79PS3* Rim Operators Outdoor front lock housing. Exit device not included.	0 Von Duprin 98/99 EO-F 1 Arrow S3888 2 Yale 7100-36 5 Precision 21,FL21 6 Detex 10, FL10 7 Dorma 9300/F9300 D Dorma 8300 8 Arrow S1808,S3808 9 Detex V40 H Hagar 4500 C Corbin Russwin 5200 R Precision 5100	E Elevon/Front G Gala/Front						
79PS4* Vertical Rod Surface Mount Operators Outdoor front lock housing. Exit device not included.	0 Von Duprin 9827,9927EO-F 1 Arrow S3708,S1708 2 Yale 7170 5 Precision 22,FL22 6 Detex 20, FL20 7 Dorma 9400/F9400 D Dorma 8400 H Hagar 4500 S Sargent 8713 C Corbin Russwin 5400 R Precision 5200							
79PS5 Vertical Rod Concealed Operators Outdoor front lock housing. Exit device not included.	0 Von Duprin 9847,9947EO-F 2 Yale 7160 7 Dorma 9100/F9100							

Exit Device Operator

- Allows exit doors equipped with panic devices to act as controlled entrances
- Weight: 3lbs (1.3kg)
- Minimum door style required 5" (127mm)
- Supplied with gasket kit for exterior doors
- All fitted with adaptor plates

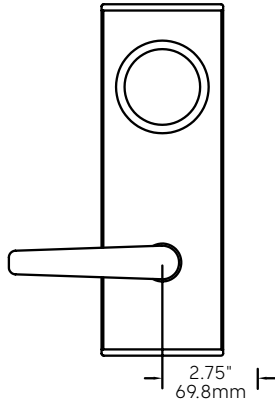
For Ambiance RX Ready order, replace 79PS with 79PR model, for Online 79PZ (79PY for Europe and Asia or 79PQ for International) and 79PW for Inncom RF

Exit Device

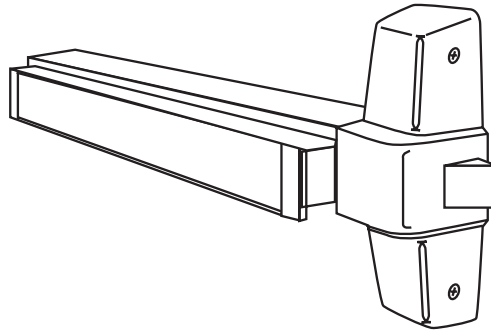
- Two finishes available: satin chrome and satin brass
- * For compatibility with Arrow S3808, S1808, S3708, S1708 order square spindle to cross-point spindle adaptor (part# 032-511055)

MT Series Exit Device

Ordering



MT RFID Front



Exit Device

Standard model number (Continue building the model number to the right)

Model			Version	Panic Device	Device Type	Communication		Application	
P	M	R	3	-	A	0	N Primary	G Secondary	O

Build the model number with the desired options (Continue building the model number to the right)

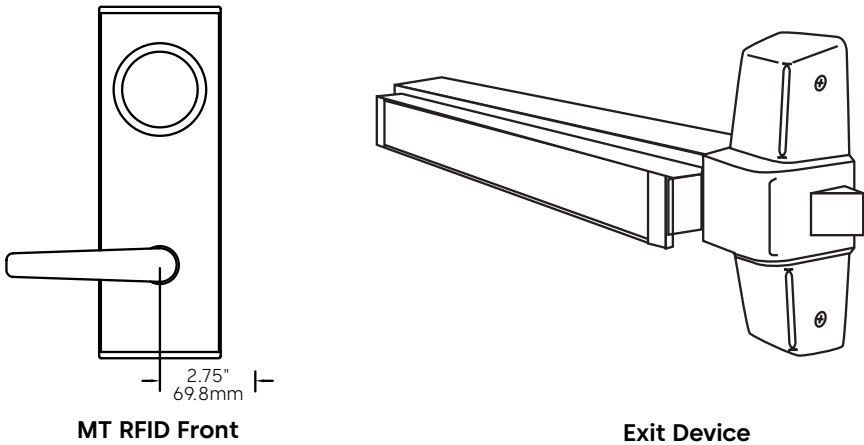
Model			Version	Panic Device	Device Type	Communication		Application
<div>P</div>	<div>M</div>	<div>R</div>	<div>3</div>	-	<div></div>	<div></div>	<div></div>	<div></div>
						Primary	Secondary	

Model	Version	Panic Device	Device Type	Communication		Application
				Primary	Secondary	
PMR MT RFID Exit Device	3 MT RFID with NFC	A AEB4200R Series* (Rim Only)	0 No Bar	N No Primary	G BLE Enabled	O Interior
		B Detex (Advantex) 10 Series (Rim Only)*	Rim Devices: 1 Rim 36" Std Bar 2 Rim 36" Fire Rated Bar 3 Rim 48" Std Bar 4 Rim 48" Fire Rated Bar Vertical Rod Devices: 5 Vertical 36" Std Bar 6 Vertical 36" Fire Rated Bar 7 Vertical 48" Std Bar 8 Vertical 48" Fire Rated Bar	X Primary Ready	H Hilton BLE Mod Bracket*	E Exterior
		C Detex (Advantex) 20 Series (Vert Only)*		D Inncom RF	*Hilton BLE only for Hilton Properties	H Heavy
		D Dorma 9300 (Rim Only)		H Zigbee G2 North America		
		E Dorma 9400 (Vert Only)		J Zigbee G2 Europe/Asia		
		F Falcon 25 Series (Rim Only)		K Zigbee G2 International		
		G Phi Series FI21* (Rim Only)		L Telkonet G2		
		H Phi Series FI22* (Vert Only)		*Only available with G2 Zigbee		
		J Sargent 8713* (Vert Only; Square Spindle)				
		K Sargent 8715* (Vert Only; Bladed Spindle)				
		L Sargent 8888F* (Rim Only)				
		M Von Duprin 88				
		N Von Duprin 98				
		P Von Duprin 99				
		Q Yale 2100 Series*				
		R Yale 7100 Series*				
		S Hager 4500 Series*				

Note: *Bar not offered

MT Series Exit Device

Ordering



Standard model number (Continued)

Lever

Type

Position

Handing

Door Size

Thickness

Height/Offset

Outside

Optional Adjustment

Inside

Packout

Finish

Build the model number with the desired options (Continued)

Lever

Type

Position

Handing

Door Size

Thickness

Height/Offset

Outside

Optional Adjustment

Inside

Packout

Finish

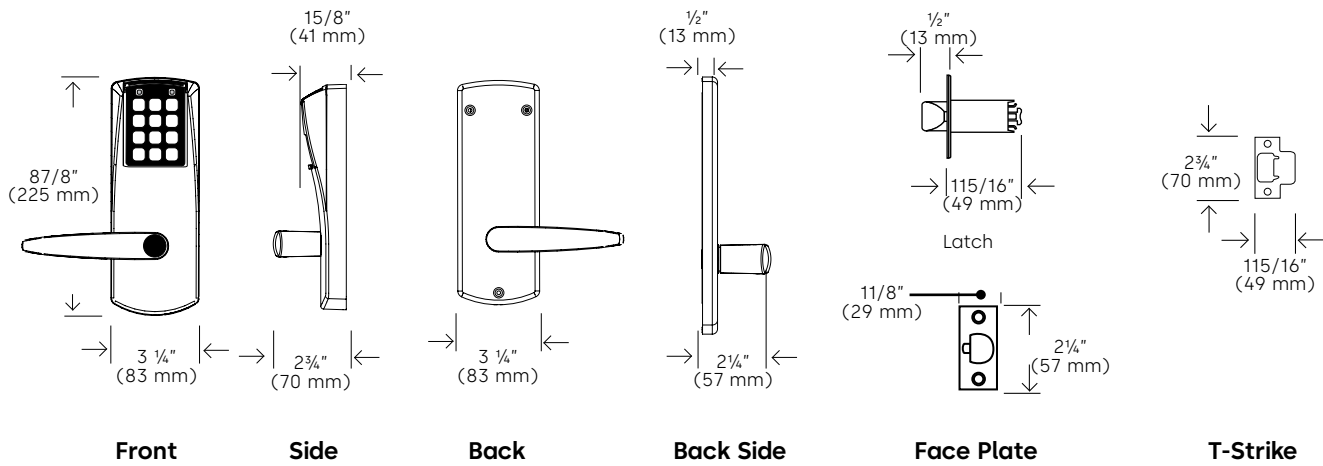
Lever		Handing	Door Size		Outside	Optional Adjustment		Packout	Finish
Type	Position		Thickness	Height/Offset		Inside			
A Arc	0 Standard	L Left Hand	A 1.75" (44mm)	N Standard	0 Standard	0 Standard		0 Standard	BB Bright Brass
C Continental		R Right Hand	B 1.38" (35-40mm)	B 8' Door (Vert)	A Plain Lens (RFID Only)	B Upgrade		B Ocean Shipment	BC Bright Chrome
E Elevon			C 2.00" (51mm)	C 9' Door (Vert)	L Marriott Lens (RFID Only)*	D Dummy			BK Black
G Gala			D 2.25" (57mm)	D 10' Door (Vert)	*Marriott lens only for Marriott properties	M Dummy W/Messenger Cap			OZ Dark Mahogany
P Apogee			E 2.38" (60mm)						SC Satin Chrome
T Troy			F 2.50" (63.5mm)						SN Satin Nickel
			G 2.87"-3.00" (73-76mm)						SB Satin Brass
			H 3.03" (77mm)						Knob Only Available in BB, BS, SB, SS
			J 3.35" (85mm)						*Continental Not Available In SN
			K 3.90" (100mm)						*Only SC, BC, OZ, and BK approved for exterior application
			*Any door thickness above 1.75 will require engineering approval and possible custom parts						

64

BACK to Table of Contents

E-Plex 2000 Series (Cylindrical Lock)

Ordering



Build the model number with the desired options						
Model	Function	Locking Device	Override	Lever Style	Finish	Packaging
<div>E</div> <div>2</div> <div>0</div>	<div>3</div>	<div></div>	<div></div> <div></div>	<div>L</div> <div>L</div>	<div></div>	<div>4</div> <div>1</div>

Model	Function	Locking Device	Key Override	Lever Style	Finishes	Packaging
E20 2000 Series Cylindrical lock	3 Cylindrical Lock	1 1/2" (13 mm) throw latch floating face plate 2 3/4" Backset 2 1/2" (13 mm) throw latch floating face plate 23/8" Backset	LEAVE BLANK for Solid Lever without Key Override XS Key-In-Lever, Kaba Cylinder included, Schlage C keyway	LL Lever- Long	626 Satin Chrome 606 Satin Brass	41 1 per box
Items supplied with the lock <ul style="list-style-type: none">• Installation Manual• Full-scale template• Hardware required for installations.• Key-in-lever model supplied with Kaba high security 1539 Schlage C keyway.						

Perimeter Accessories

Resorts World, Las Vegas




Accessories

Narrow Stile (Adams Rite 8800 Series)

The narrow stile is designed to retract when electrical power is applied.

Size	36" Standard
Door Requirements	1 3/4" Standard, up to 2 1/4"
Mounted Height	40 1/4" from CL to finished floor
Minimum Stile	2"
Finishes	Satin Aluminum



Electric Strike

The electric strike is designed to release the door-locking mechanism when electrical power is applied. It works with mortise, rim, and cylindrical locks. Different models and sizes are available depending on the application. All models are fail-secure.

Holding Force	1,000 lbs.
Voltage	24 VDC 1.5A
Size	4 7/8" Standard
Finishes	Satin Stainless



Electro-magnetic Lock

dormakaba offers an electro-magnetic locking device for perimeter doors. This locking unit provides over 1,200 pounds of locking force when activated. It is available in single- or double-magnet configurations.

Voltage	12 or 24 VDC (Field-selectable)
Magnet Size	8 13/16"W x 2 13/16"H x 1 9/16"D (225mm x 56mm x 40mm)
Armature Size	9"W x 2 1/4"H x 1/2"D (230mm x 57mm x 14mm)
Holding Force	1,200 lbs
Finishes	Satin Aluminum



Motion Detector

When approaching the door the motion detector will automatically unlock, allowing entry. The unit's sensitivity is adjustable.

Input Power	12 or 24 VDC or VAC (field-selectable) 35 mA @ 12 VDC, 38 mA @ 24 VDC 38 mA avg. @ 12 VAC, 45 mA avg. @ 24 VAC
Relay	Two Form "C" contact sets rated 1.0 amp @ 30 VDC maximum for DC-resistive loads
Temperature Range	-20° to +120° F (-29° to +49° C). For UL-certified installations, the temperature range is 32° to 120° F (0° to 49° C.)
Enclosure	6 1/4" W x 1 1/2" H x 1 1/2" D (158mm x 38mm x 38mm)



Accessories

Exit Button

The exit button is a palm-sized button designed to deactivate electronic locking devices. It is used for manual egress and works in conjunction with other types of entry/exit devices.



Touch Bar Exit Device

The touch bar exit device is ideally suited to allow manual egress of electro-magnetic locks, remote alarms, and other security devices. The touch bar comes in a kit, which includes the touch bar, a wire loop and pull handle.



SPDT Rated	5A, 250VAC
Finishes	Satin Aluminum / Dark Mahogany

Intercom

The intercom system allows communication with anyone trying to gain entry through the perimeter doors. It comes with an intercom base, speaker with call button, and a power supply. It also allows remote entry depending on perimeter hardware currently in use.

Power Source	AC 12 – 16V or DC 12 – 24V
Consumption	Max. 4W (AC 16V), Max. 200 mA (DC 24V)
Calling	Electronic continuous tone (from door to master) Electronic continuous tone or voice (from master to door)
Output	100 mW
Wiring	Two non-polarized wires and two wires for door release
Contact capacity for door release	Max. AC 30V, 1A, Max. DC 30V, 1A
Distance	390' (24 AWG), 650' (22 AWG), 980' (20 AWG), 1,570' (18 AWG), 2,360' (16 AWG)
Dimensions	5 ½" W x 7" H x 2 ¼" D (143mm x 180mm x 55mm)



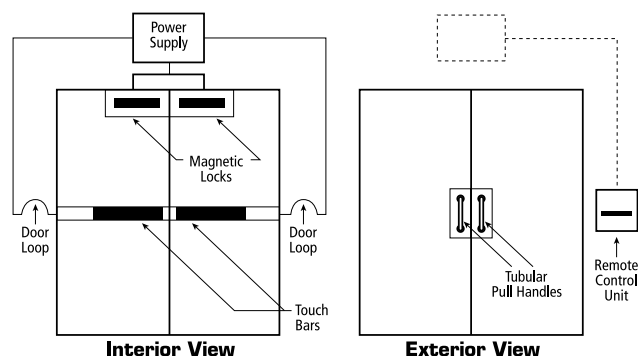
Suggested Applications

Active Double Doors

Magnetic locks with touch bars

KIT Components:

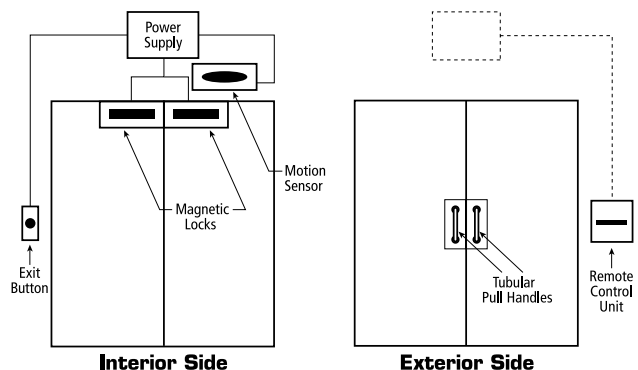
- One power supply
- Two magnetic locks
- Two touch bars (inside)
- Remote control unit (outside)
- Tubular pull handles (outside)



Magnetic locks with motion sensor and exit button

KIT Components:

- One power supply
- Two magnetic locks
- Exit button (inside)
- Motion sensor (inside)
- Remote control unit (outside)
- Tubular pull handles (outside)

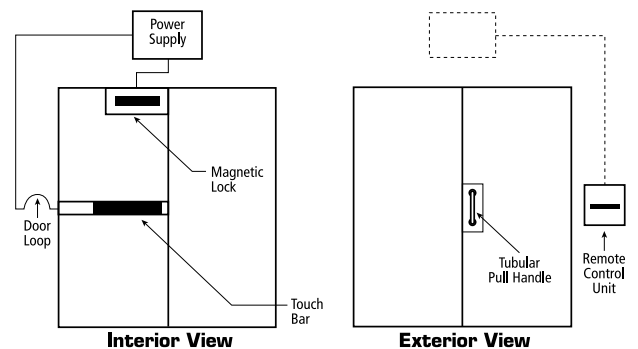


Double Doors with One Active

Magnetic locks with touch bars

KIT Components:

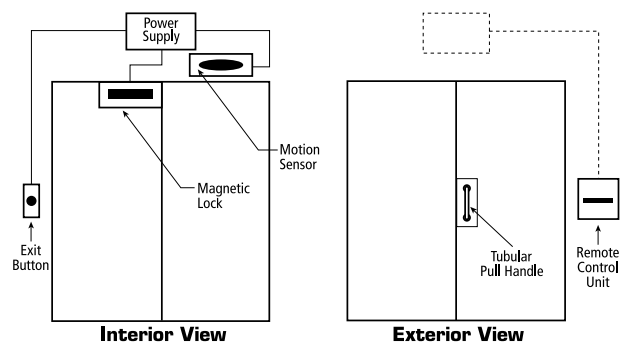
- One power supply
- One magnetic lock
- One touch bar (inside)
- Remote control unit (outside)
- Tubular pull handle (outside)



Magnetic locks with motion sensor and exit button

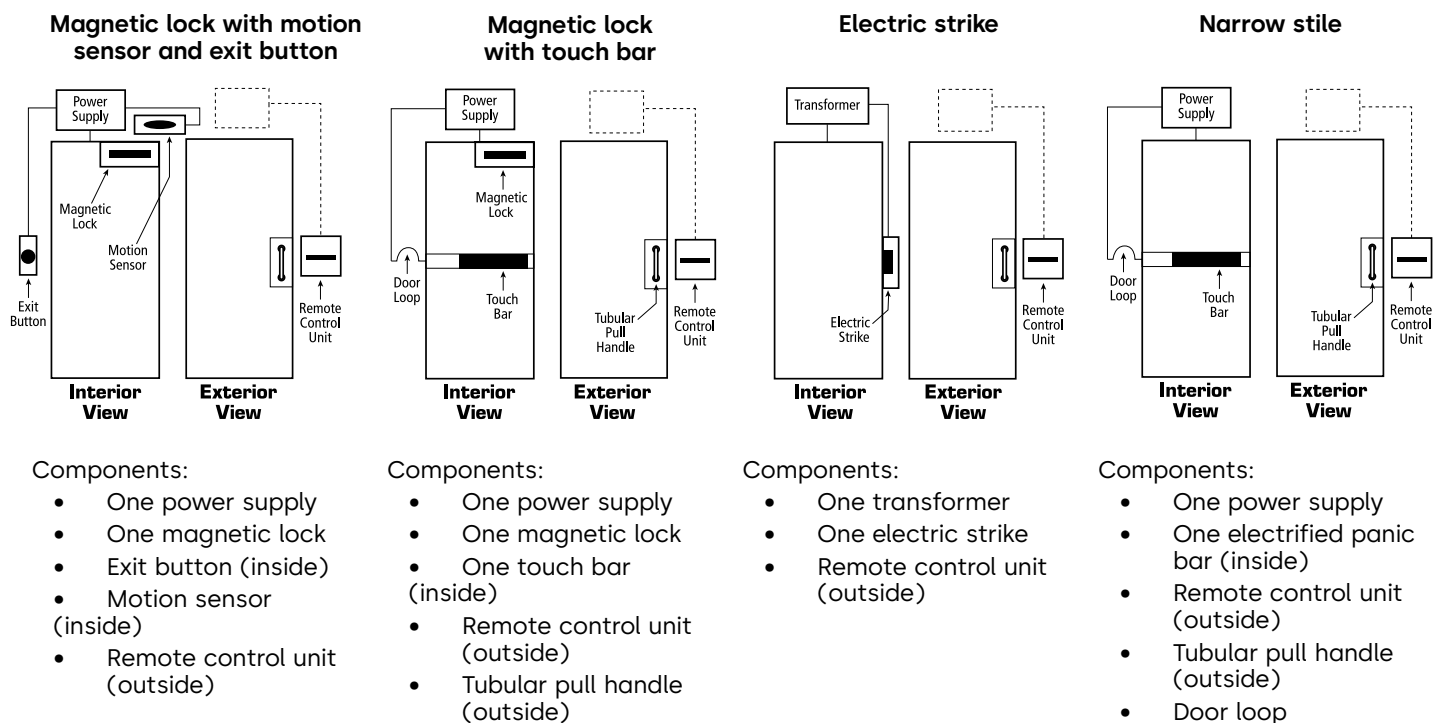
KIT Components:

- One power supply
- One magnetic lock
- One touch bar (inside)
- Remote control unit (outside)
- Tubular pull handle (outside)



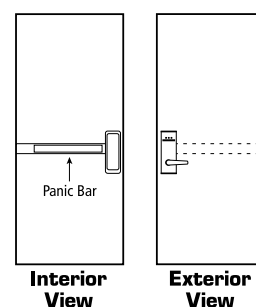
Suggested Applications

Single Door Magnetic Locks with Different Egress Devices



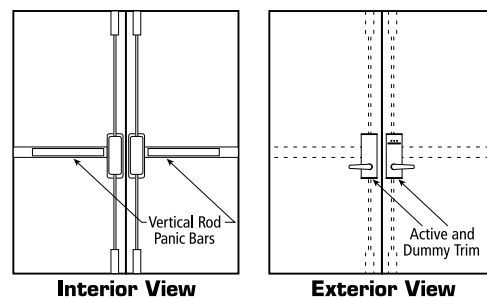
Rim Exit Device

- KIT Components:**
- Mounting plate
 - Mounting hardware
 - dormakaba rim panic lock



Vertical Rod Exit Device

- KIT Components:**
- Mounting plate
 - Mounting hardware
 - dormakaba vertical rod panic lock



Lock Accessories



Cores, Cylinders for RT Series

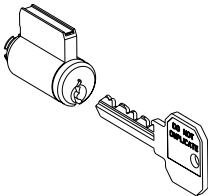
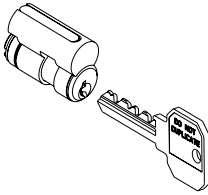
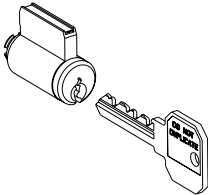
Ordering

Standard Model (Example)

Model	Pins	Keyway	Finish	Keying
9	6	3	4	

Build the model number with the desired options

Model	Pins	Keyway	Finish	Keying
			4	

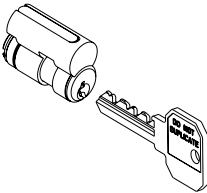
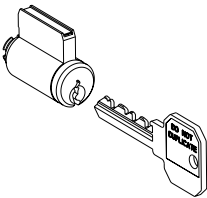
Models	Pins	Keyway	Finish	Keying
<div></div> <div>9 Lori Cylinder Compatible Locks: Generation E760 Generation E730 Solitaire 710-II Solitaire 720-II SolitaireSMART Oracode 660 Oracode 4400 770 Series</div>	<div>6 6 Pins</div>	<div>3</div>	<div>4B Satin Brass ANSI 606</div>	<div>KA Keyed Alike KAI Keyed Alike by Group MK Master Keyed (for Shabbat Compliance)</div>
<div></div> <div>8 Unican Core Compatible Locks: SolitaireSMART Solitaire 710 Solitaire 720 System 700-II</div>	<div>6 6 Pins 7 7 Pins</div>	<div>3 Lori 1 RMO 2 North American Project order</div>	<div>4 Satin Brass ANSI 606</div>	<div>KA Keyed Alike KAI Keyed Alike by Group MK Master Keyed (for Shabbat Compliance)</div>
<div></div> <div>9 Recodeable Lori Cylinder Compatible Locks: Generation E760 Generation E730 Oracode 660 Oracode 4400 Solitaire 710-II Solitaire 720-II 770 Series</div>	<div>6 6 Pins</div>	<div>3</div>	<div>4B Satin Brass ANSI 606</div>	<div>KA3 Three Combinations in One Cylinder</div>

Keys for RT Series

Ordering

Standard Model (Example)			
Model	Pins	Keyway	Key
<div>9</div>	<div>6</div>	<div>3</div>	<div>E</div> <div></div>

Build the model number with the desired options			
Model	Pins	Keyway	Key
<div></div>	<div></div>	<div></div>	<div></div> <div></div>



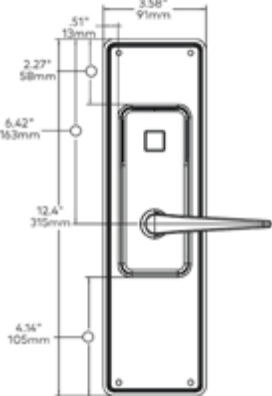
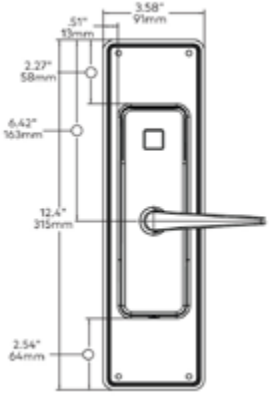
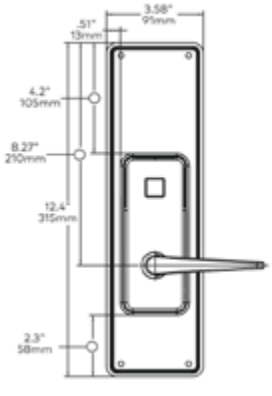
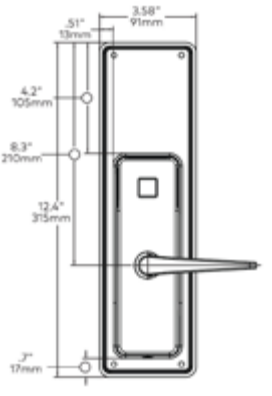
Models	Pins	Keyway	Key
9 Key for Lori Cylinder	6 6 Pins	3	E Entry M Master EM Individual Entry under a Master
8 Key for Unican Core	6 6 Pins 7 7 Pins	1 RMO 2 North American Project order	E Entry C Control M Master EG Entry under a group CM Control under a Master CG Control under a Group EM Individual Entry under a Master
9 Recodable Key Kit	6 6 Pins	3	0 Recodable Key Kit

Decorative Plates for Saffire LX

Ordering

Specifications

Mounting screws included. All plates are 1/32 (0.8mm) thick

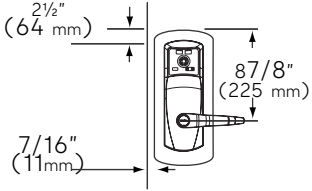
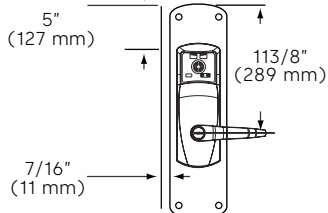
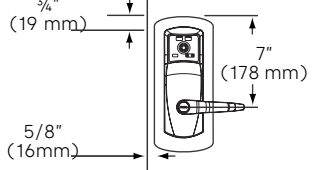
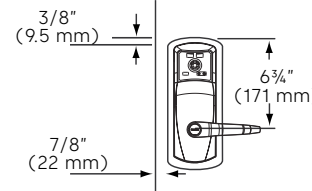
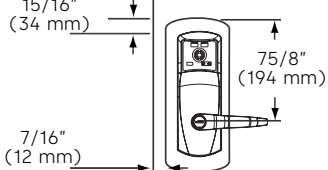
Availability	Location	Description	Part Number
Retrofit Plate (91mm x 315mm)	Indoor/Outdoor	Onity Retro - 91 x 315mm Onity Retro - 91 x 315mm 90/RT; MT; 710-II - 91 x 315mm 90/RT; MT; 710-II - 91 x 315mm	062-516221-1630 062-516221-1906 062-516221-2630 060-516221-2906
		Same plate number for both electronic and MKO Finishes: Stainless Steel, Satin Brass	
Retrofit Plate (91mm x 315mm)	Indoor/Outdoor		
			

Decorative Plates for RT Series

Ordering

Specifications

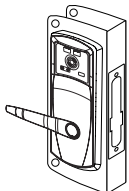
Mounting screws and washers included where applicable. All plates are 1/32" (0.8 mm) thick. Compatible with mortise (ASM, ESM) and cylindrical lock.

Availability	Location	Finish	Plate Number
Standard 14" (356 mm) X 45/8" (117 mm) 	Compatible with inside trim for Messenger/Bluetooth Indoor/Outdoor Indoor/Outdoor	Stainless Steel PVD Satin Brass	062-513071-630 062-513071-1906
Long 17 1/2" (445 mm) X 45/8" (117 mm) 	Compatible with inside trim for Messenger/Bluetooth Indoor/Outdoor Indoor/Outdoor	Stainless Steel PVD Satin Brass	062-513073-630 062-513073-906
Short 10 1/2" (242 mm) X 45/8" (117 mm) 	Indoor/Outdoor Indoor/Outdoor	Stainless Steel PVD Satin Brass	061-513070-630 061-513070-906
Retrofit Plate 10 1/16" (256 mm) X 3 3/4" (95 mm) 	Indoor/Outdoor Indoor/Outdoor	Stainless Steel PVD Satin Brass	061-513072-630 061-513072-906
Retrofit Plate II 10 7/8" (277 mm) X 4 5/8" (118 mm) 	Indoor/Outdoor Indoor/Outdoor	Stainless Steel PVD Satin Brass	061-513490-630 061-513490-906

Wrap plates Plated C.R. Steel, Solid Brass, Stainless Steel. Mounting screws and washers included. Non-handed. All plates are 1/32" (0.8 mm) thick.

Wrap 1 3/4" (44 mm) X 15 11/16" (399 mm) X 5 1/2" (140 mm)

Standard (ASM) Mortise 1 1/4" face plate for RT Series



Mortise

Compatible with inside trim for Messenger/Bluetooth

Indoor
In/Outdoor

Satin Brass
Stainless Steel

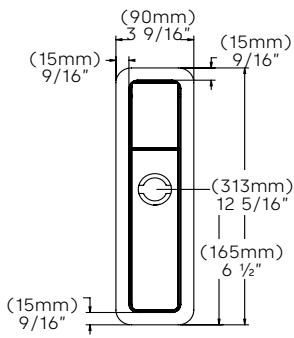
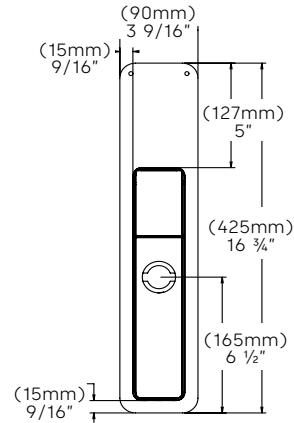
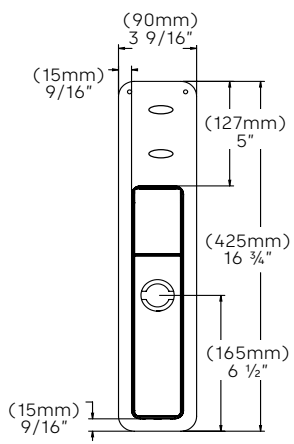
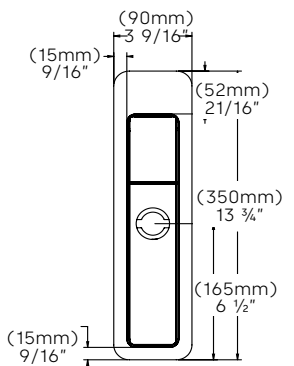
062-513075-906
062-513075-630

Decorative Plates Confidant RFID

Ordering




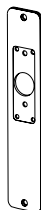
Specifications:

Mounting screws and washers included where applicable. All plates are 1/32" (0.8 mm) thick.

	Location	Finish	Plate Number
 <p>Retrofit Plate 313mm x 90 mm</p>	Indoor/Outdoor Indoor / Outdoor	Satin Chrome Satin Brass	061-514185-630 061-514185-906
 <p>Retrofit Plate II 425 mm x 90 mm Suggested for Vingcard retrofit</p>	Indoor/Outdoor Indoor / Outdoor	Satin Chrome Satin Brass	061-514185-2630 061-514185-2906
 <p>Retrofit Plate II for Bluetooth/ Messenger (inside side only) 425 mm x 90 mm Suggested for Vingcard retrofit</p>	Indoor Indoor	Satin Chrome Satin Brass	061-514185-4630 061-514185-4906
 <p>Retrofit Plate II for Bluetooth/ Messenger (inside side only) 425 mm x 90 mm Suggested for Vingcard retrofit</p>	Indoor/Outdoor Indoor / Outdoor	Satin Chrome Satin Brass	061-514185-3630 061-514185-3906

Miscellaneous Plates

Ordering


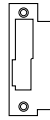

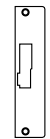
	Dimensions	Finish	Part Number
Door Filler Plates			
	23/4" x 11/8" (70 x 29 mm)	Prime Coat Steel	061-507858
	21/4" x 11/8" (57 x 24 mm)	Prime Coat Steel	061-507857
	21/4" x 11/8" (57 x 29 mm)	Brass Plated Steel	061-507856
Hole Filler Plates			
	23/8" (60 mm) Diameter	Silver Coated	061-507860
	23/8" (60 mm) Diameter	Brass Plated Steel	061-507859
Deadbolt Wrap-Around Plate			
	41/4" (H) x 41/2" (W) for 13/4" door (108 x 177 x 44 mm)	Stainless Steel	061-507862
(Upgrades to dormakaba card reader from Ilco card reader) Reversible Card Reader Not included			
Retrofit Dress Plate Kit for Swipe Card Reader			
		Stainless Steel/ Matt black plastic fascia	062-511383

Strikes

Ordering

Standard Mortise Strikes

All strikes include mounting screws. For strikes only, omit the "K" from the product number. Left Hand Reverse Door requires Right Hand Strike. Right Hand Reverse Door requires Left Hand Strike

	Handing	Finish	Part Number
 <p>* Standard 47/8" (124 mm)</p> <p>*Strike included with the lock at no charge, unless otherwise specified. Non-creditable unless purchased separately.</p>	Left Hand	Satin Brass	504131-606-K
	Right Hand	Satin Brass	504132-606-K
	Left Hand	Stainless Steel	504131-630-K
	*Right Hand	Stainless Steel	504132-630-K
 <p>Wide Lip 47/8" (124 mm)</p>	Left Hand	Satin Brass	502815-606-K
	Right Hand	Satin Brass	502816-606-K
	Left Hand	Stainless Steel	502815-630-K
	Right Hand	Stainless Steel	502816-630-K
 <p>Long 6 3/4" (171 mm)</p>	Left Hand	Satin Brass	502780-606-K
	Right Hand	Satin Brass	502781-606-K
	Left Hand	Stainless Steel	502780-630-K
	Right Hand	Stainless Steel	502781-630-K
 <p>Extra Long 8 1/2" (216 mm)</p>	Left Hand	Satin Brass	506102-606-K
	Right Hand	Satin Brass	506103-606-K
	Left Hand	Stainless Steel	506102-630-K
	Right Hand	Stainless Steel	506103-630-K

Strikes

Ordering


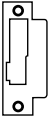


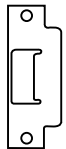
Mortise Strikes

All strikes include mounting screws.

For strikes only, omit the "K" from the product number.


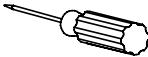



Left Hand Reverse Door requires Right Hand Strike.

Right Hand Reverse Door requires Left Hand Strike.

	Handing	Finish	Part Number
ASM/AMM 12" (305 mm) Dust box not included 	Left Hand	Satin Brass	041-512197-606K
	Right Hand	Satin Brass	041-512198-606K
	Left Hand	Stainless Steel	041-512197-630K
	Right Hand	Stainless Steel	041-512198-630K
Smoke Seal 47/8" (124 mm) Dust Box not included 	Left Hand	Satin Brass	041-508275-606K
	Right Hand	Satin Brass	041-508276-606K
	Left Hand	Stainless Steel	041-508275-630K
	Right Hand	Stainless Steel	041-508276-630K
Slim Mortise Strike ESM 71/4" (180 mm) with deadbolt 	Universal (Reversible)	Satin Brass Stainless Steel	041-510141-606K 041-510141-630K
Cylindrical Unit Strike T-Strike 23/4" (70 mm) (Dust box not included) 		Satin Brass Satin Chrome	032-512389-606 032-512389-626
Cylindrical Unit Strike 7/8" ASA Strike (124 mm) (Dust box not included) 		Satin Brass Satin Chrome	204119-606-K 204119-626-K

Miscellaneous Parts for Locks

Ordering

Description	Part Number
Lock Outdoor Kit Includes: 5 outside housing gaskets, stainless steel battery holder screw	033-512017-1K
Weather Protection Cover for lock	032-510573
Extended 8³/₄" Face Plates for Standard 13¹/₄" ASM Mortise With deadbolt cutout Without deadbolt cutout	041-511907-630 041-511908-630
ESM Face Plates 13¹/₁₆" (20 mm) round faceplate With deadbolt cutout Without deadbolt cutout	128/508593-D626 128/508593-O630
29³/₃₂" (23 mm) round faceplate With deadbolt cutout Without deadbolt cutout Replace XXX by 630 (Stainless Steel) or 605 (Bright Brass PVD)	128/508595-D626 128/508595-O626
Thick Door Kit Includes: (3) mounting screws, (1) lock lever spindle and (1) thumbturn spindle For Door thickness 2.5" - 3.75" (66 mm-95 mm)	062-512868-606 (Satin Brass) 062-512868-626 (Satin Chrome)
Torx Bit (T-15) For battery holder screw	138-510294
Mortise Stabilizer Bracket for Hollow Metal Doors Mortise 1 1/4" (31mm) Mortise 1" (25mm)	50567701045 505677101045
ASM Reverse Handing Tool For use when changing the handing of reversible ASM (set of 2)	 027-510382-K
Tool to Remove E-760 lever For E-760 Electronic & Key override	 138-510576
Mortise Gauge for System 700 retrofit	 138-510476
Allen Keys Allen Key 1/8" (3 mm) for inside housing & 710 lever screw Allen Key 5/64" for battery cover and medallion screw Hex Driver (Allen) 5/64"	  138-507933 138-507930
Latch Extension (only for cylindrical lock) For 33/4" (95 mm) backset with kick-off feature For 5" (127 mm) backset without kick-off feature	062-511900 062-511901

* Also compatible with 760, 770 and 790 cylinder locks

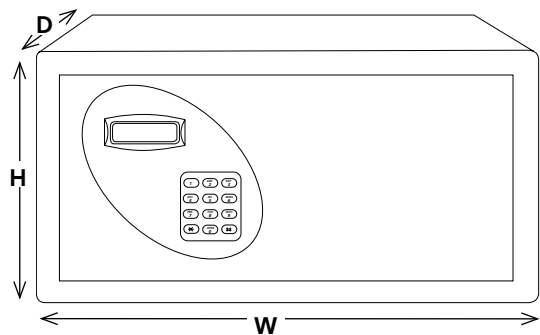
Complementary Products

Marina Bay Sands Hotel, Singapore



Electronic In-room Safe

Ordering



Safe with Oval Keypad

Standard Model (Example)

2

1

Model

0

Box Size

–

D

Locking Options

–

I

Box Color

I

Keypad Color

–

R

Handing

64

Build the model number with the desired options

2

1

Model

Box Size

–

Locking Options

–

Box Color

Keypad Color

–

Handing

64


Model	Box Size (HxWxD)	Locking Option	Box Color	Keypad Color	Handing	
21 dormakaba Electronic In-Room Safe	0 9" X 17" X 14" (229 X 432 X 330mm)	D Oval Keypad, Code Only DK Oval Keypad, Code Only, Key Override	I Ivory B Black	I Ivory B Black	R Right Handed L Left Handed	64
	2 21 ¾" X 15" X 17" (553 X 381 X 4mm)					
	3 16 ½" X 13 ¾" X 6 ½" (337 X 311 X 324mm) (Wall Safe)					
	4 8" X 19 ½" X 15 ½" (203 X 495 X 394mm) (17" Laptop Safe)					
	7* 5 ¾" X 20" X 14" (140 X 508 X 356mm) (Drawer Safe MKO Required) * Available in "DK" locking option only					

Electronic In-room Safe

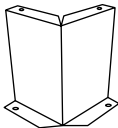
Components

In-room Safe Accessories

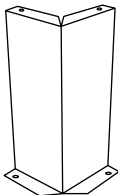
Item	Description	Part #
Electronic Control Unit (ECU)	One included FREE with order of 100 safes or more	063-512434



9" Pedestal	Height: 9" (229mm) Weight: 3 lbs. (1 kg)	Ivory: 050-512432 Black: 050-512432-BLK
-------------	--	--



13.5" Pedestal	Height: 13½" (343mm) Weight: 3.5 lbs. (1.5 kg)	Ivory: 050-512433 Black: 050-512433-BLK White: 050-512433-WHT
----------------	--	---



Keycards & Printing

Ordering

dormakaba offers a full range of generic and custom keycards, as well as fobs and wristbands, to support every property need in granting access to guests and staff.

These supplies are available from our online store, www.dormakalodgingstore.com.

You can also contact us at 1-800-999-6213 / +1 514 340 9025, or email us at keycard@dormakaba.com



Keycard Specifications

Features

- Manufactured under stringent ISO guidelines

Options

- dormakaba branded keycard design
- Chain Logo keycards
- Custom keycard design

Technology

- MIFARE Ultralight C
- MIFARE DESFire
- MIFARE Plus*
- RFID

Compatibility

dormakaba keycards are compatible with the following electronic hotel lock systems:

- Ambiance
- System 6000
- Ilco ATLAS

Card Dimensions

- Finished card size: 2 1/8" x 3 3/8" (54 mm x 86 mm)
- Finished card thickness: .030" (0.76 mm)

Custom Keycard Design

We will develop a custom look for your establishment.
See examples:



Custom Printed Keycards

An ideal way to promote special events, restaurants, sports facilities or other hotel services. Custom printed keycards can be an integral part of your business's promotional strategy. dormakaba offers complete in-house design and printing services to simplify your ordering process. Please request a custom keycard printing specification sheet (Form M1903E) or visit our online store at www.dormakabalodgingstore.com for additional information on artwork development.

*MIFARE Plus EV2: When used in enhanced security mode available in Ambiance v2.10+

Design and graphics subject to change.

Additional keycard and wristband options available. Call customer support for pricing and availability.

dormakaba Design Keycards, FOBs & Wristbands

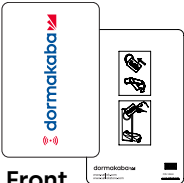


Ordering

MIFARE Plus* Keycards, FOBs and Wristbands are also available in 2K and 4K in various colours.

These supplies are available from our online store, www.dormakalodgingstore.com.

You can also contact us at 1-800-999-6213 / +1 514 340 9025, or email us at keycard@dormakaba.com

RFID

Description	Part #
MIFARE Ultralight C No audit trail Front dormakaba logo Back Pictogram	Neutral: 065-519473-2 Printed: 065-519473-1
 <div> <div>Front</div> <div>Back</div> </div>	
Mifare Ultralight C - FOB Audit trail	12640-ULC-BK Black 12640-ULC-BL Blue 12640-ULC-RD Red 12640-ULC-YL Yellow
	
Mifare Ultralight C - Wristband Audit trail	12650-ULC-BK Black 12650-ULC-BL Blue
	

*MIFARE Plus EV2: When used in enhanced security mode available in Ambiance v2.10+

Design and graphics subject to change.

Additional keycard and wristband options available. Call customer support for pricing and availability.

Legacy Products



Legacy Complementary Products

dormakaba offers complete access control solutions for hotels of all sizes. Our turnkey solutions range from the conveniently portable FDU (Front Desk Unit) to the highly intuitive PC-based ATLAS system both of which support our wide range of hotel locks, exit device operators and remote access controllers.

Guest Room Locks

**Confidant
RFID**



Sleek, minimalist, ultra-modern RFID lock that easily replaces existing mechanical or electronic door locks

Q90



A two piece modular RFID lock working with ILCO access control systems

790



Contactless RFID lock enhances staff monitoring, guest convenience & operational efficiency

770



Elegant Design & Enhanced Security. Engineered for reliability & designed for style.

**Generation
E-760**



Robust, Reliable & Simple to use. Ideal for use with a stand-alone FDU system.

**Solitaire
710-II**



Sleek & Scalable for big and small hotels.

Access Management Systems

ATLAS



Intuitive PC based system offers great reporting features and can be easily integrated with third party hotel systems such as PMS and POS.

Front Desk Unit



Standalone portable battery powered system. Easy to use and to interface with PMS and POS.

Perimeter Access Controls

Exit Device Operators



On the same centralized access management system, Exit device operators allow access control of remote doors while keeping the style of your property uniform

Remote Access Controllers



Remote access controllers allow access control of remote amenities through magnet locks, electrical locking devices, elevator control, parking gate control or other devices

Complementary Products

Reference Table

Ilco Locks and Access Control Systems

					
		ATLAS	FDU G4	FDU G3	FDC
NOTE: Audit Lock / RAC to verify firmware and PCB versions					
	Confidant RFID	• ATLAS V. 2.0 & Higher Add encoder, programming cable	• Minimum FDU Firmware V1.28	Upgrade to FDU G4 or ATLAS	Upgrade to FDU G4 or ATLAS
	Q90	• ATLAS V. 2.0 & Higher Add encoder, programming cable	• Minimum FDU Firmware V1.28	Upgrade to FDU G4 or ATLAS	Upgrade to FDU G4 or ATLAS
	790/790 Exit	• ATLAS V. 2.0 & Higher Add encoder, programming cable	• Minimum FDU Firmware V1.28	Upgrade to FDU G4 or ATLAS	Upgrade to FDU G4 or ATLAS
	770/750	•	•	•	Upgrade to FDU G4 or ATLAS
	Generation E-760/730	• Minimum lock Firmware V1.35 Must be lock PCB LCB9	•	•	Upgrade to FDU G4 or ATLAS
	Solitaire 710-II/720-II	• Minimum lock firmware v.1.25 Locks with PCB8:	•	•	• 720-II upgrade to FDU G4 or ATLAS
	Solitaire 710	• Minimum lock firmware v.8.25 Locks with PCB LCB6:	•	•	•
	System 700-II/720	Upgrade to 790, 770, 760, 720-II	•	•	•
	FDU G4	NA	• From G4 to G4 F to F DB9 Null Modem Item# 011-512223	• From G4 to G3 F to F DB9 Null Modem Item# 011-512223	Synchronize manually or restart
	FDU G3	NA	• From G3 to G4 F to M DB9 Straight Item# 011-507794	• From G3 to G3 F to M DB9 Straight Item# 011-507794	• From G3 to G3 F to M DB9 Straight Item# 011-507794
	FDC	NA	Synchronize manually or restart	• From FDC to G3 F to M DB9 Straight Item# 011-507794	• From FDC to FDC F to M DB9 Straight Item# 011-507794
	RAC 4 / 4XT	•	•	• Minimum FDU firmware v6.55	Upgrade to FDU G4 or ATLAS
	RAC 3.5	• Minimum RAC firmware 2.23	•	•	•
	RAC 3	Upgrade to RAC 4 or RAC 4 XT	•	•	•
	USB Printer	• Any Printer connected to workstation	• Export report to memory stick or use Ilco USB printer Item: 064-512206	Upgrade to FDU G4	Upgrade to FDU G4 or ATLAS
	Serial Printer	• Any Printer connected to workstation	• Export report to memory stick or use Ilco serial printer for FDU G4 Item: 064-512208	• Ilco Serial Printer for FDU G3 Item: 135-502153	Upgrade to FDU G4 or ATLAS
	Parallel Printer	• Any Printer connected to workstation	• Export report to memory stick or use USB printer Item: 064-512206	• Standard Parallel Printer can connect to Parallel port	Upgrade to FDU G4 or ATLAS
	WWW	•	•	NA	NA
	Self-Check-in-Kiosk Interface	• Included in ATLAS Software	• ATLAS kiosk Interface (System 700 non-compatible)	• Upgrade to FDU G4 or ATLAS (System 700 non-compatible)	Upgrade to FDU G4

* ATLAS 3 full RFID version is only available with 790 v.2

Saflok System 6000™

Ordering

Lock System Kits

Standard Model (Example)						
S K 6	1	-	C A	T 7 M G	H 6	0 0 0
System	Version		Locking Device	Encoder	Handheld	Power Adapter
Build the model number with the desired options						
S K 6	1	-	C A		H 6	0 0 0
System	Version		Locking Device	Encoder	Handheld	Power Adapter

Style	Version	Lock	Encoder	Handheld	Power Adapter	Custom
SK6 System Kit 6000	1	CA Card locks QR Quantum RFID RT RT RFID CR Confidant RFID	MAG CARD ONLY: T7MG Type 7 Mag/SMT T7MT Type 7 Mag T7MH Type 7 Hico/Mag INSW Insertion Wide RFID ONLY: T7RG Type 7 Mag/SMT/RFID T7RF Type 7 Mag/RFID T7RH Type 7 Hico/Mag/SMT/RFID IPRF2** dormakaba RFID Encoder GEN II	H6 M-Unit	0 North America 1 International*	000 Standard

* International power adapter includes global power plug kit and 110/220V compatible power supply

** Aux terminal not available with dormakaba RFID encoder. Only Network RFID encoder and Type 7 series function with Aux Terminal


System 6000 Software Packages

Part #	Description
SK61-CAINSWH60000	System 6000, Insertion Encoder
SK61-CAINSWH61000	System 6000, Insertion Encoder (International)
SK61-CAT7MTH60000	System 6000, Type 7 Encoder
SK61-CAT7MTH61000	System 6000, Type 7 Encoder (International)
SK61-CAT7MGH60000	System 6000, Type 7 Mag / Smart Card Encoder
SK61-CAT7MGH61000	System 6000, Type 7 Mag / Smart Card Encoder (International)
SK61-QRT7RGH60000	System 6000, Type 7 Mag / Smart / RFID Encoder
SK61-QRT7RGH61000	System 6000, Type 7 Mag / Smart / RFID Encoder (International)
SK61-CAT7MM-Unit0000	System 6000, Type 7 Mag / Smart / HiCo Encoder
SK61-CAT7MM-Unit1000	System 6000, Type 7 Mag / Smart / HiCo Encoder (International)
SK61-QRT7RFH60000	System 6000 Type 7 Mag / RFID Encoder
SK61-QRT7RFH61000	System 6000 Type 7 Mag / RFID Encoder (International)
SK61-QRT7RM-Unit0000	System 6000 Type 7 Mag / Smart / HiCo / RFID Encoder
SK61-QRT7RM-Unit1000	System 6000 Type 7 Mag / Smart / HiCo / RFID Encoder (International)

Saflok Messenger LENS Hub

Specifications

Standards / Protocols	2.4 GHz DSS, IEEE 802.15.4, Zigbee compliant platform, DHCP, DNS Discovery
I/O Port	1 x 10 Mbit PoE capable Ethernet
Cabling Type	Ethernet – RJ45 Cat 5 or better
RF Data Rate	3 Mbps
RF Sensitivity	Better than -97dBm
Transmit Power	10 mW for 71562 (Europe/Asia) 158 mW for 71563 (North America) 87 mW for 71564 (International)
Dimensions	6" x 3 1/2" x 1" (Wall Mount) 6" x 3 1/2" x 7/8" (Table Top)
Unit Weight	200 grams
Power Input	802.3af PoE, 2 watts
Alternate Power Input	External 5VDC 300mA (-ZBW & ZBWE models only)
Certifications	Part 15.247 Modular License – FCC ID:SAPMESSENGER2GHZ Europe and Canada CE Approval – IC: 7078A-A28780 China Radio Approval – CMIIT ID: 2009DJ0666 (71562 only)
Operating Temperature	0 to 55 degrees Celsius
Indoor Range	External 5VDC 300mA (-ZBW & ZBWE models only) 30 meters (74562)
Package Options	74782-ZAW; 74783-ZAW; 74784-ZAW J-box wall mount 74782-ZBW; 74783-ZBW; 74784-ZBW Table top 74782-ZAWE; 74783-ZAWE; 74784-ZAWE J-box wall mount (environmental) 74782-ZBWE; 74783-ZBWE; 74784-ZBWE Table top (environmental)



Wall Mount (ZAW)

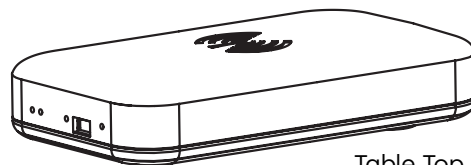


Table Top (ZBW)

* Port locations shown for desktop package (ZBW)

Saflok System 6000 & Messenger LENS Components

Ordering

Computer Equipment and Messenger Equipment

Part #	Description
71940	Power Supply, Secure Shift Advanced (Requires outlet cable)
7081602-P	System 6000 Disc
DOC-CD-6000	Training CD, System 6000
CH899099	System 6000 Handheld Kit (Unit, Base Charger, Power Supply, Cable and Battery)
CH899199	System 6000 Handheld Kit International (Unit, Base, Charger, Power Supply, Cable & Battery)
011-512884	Cable, M-Unit, USB, PC Interface
126-513412	Power Supply, M-Unit, North America
126-513481-KIT	Power Supply, M-Unit, International
7081602-PLUS	System 6000 PLUS Program Disc (and on-site support)
SERVER License	MS 2008 Server License (one required per Messenger system with 1-4 stations)
7081620-MSNGR	Messenger Software (per property)
SERVERCAL	1 required per system (1-4 stations)
7081620-MD	Multi-Database
CD6 ¹	Desktop Server (non-Messenger/IR system)
CE71331-R ¹	Server, Messenger, Rack Mount (Needed with Messenger and IR installations) No keyboard, mouse, or monitor
73763-2	Power Supply, Type 7 Encoder (Requires outlet cable)
737611	Power Outlet Cable
73270	Power Supply, Network RFID Encoder, Insertion Encoder, Messenger Hub
CE71331-TS ¹	Server, Messenger, Tower (Needed with Messenger and IR installations) Includes keyboard and mouse, but no monitor
CE74562-ZAW ²	Messenger Hub, Europe / Asia, Wall Mounted, PoE
CE74562-ZBW ²	Messenger Hub, Europe / Asia, Table Top, PoE
CE74562-ZAWE ²	Messenger Hub, Europe / Asia, Wall Mounted, PoE, Weatherized
CE74562-ZBWE ²	Messenger Hub, Europe / Asia, Table Top, PoE, Weatherized
CE74563-ZAW ²	Messenger Hub, North America, Wall Mounted, PoE
CE74563-ZBW ²	Messenger Hub, North America, Table Top, PoE
CE74563-ZAWE ²	Messenger Hub, North America, Wall Mounted, PoE, Weatherized
CE74563-ZBWE ²	Messenger Hub, North America, Table Top, PoE, Weatherized
CE74564-ZAW ²	Messenger Hub, International, Wall Mounted, PoE
CE74564-ZBW ²	Messenger Hub, International, Table Top, PoE
CE74564-ZAWE ²	Messenger Hub, International, Wall Mounted, PoE, Weatherized
CE74564-ZBWE ²	Messenger Hub, International, Table Top, PoE, Weatherized
71690	RFID Probe, M-Unit
74370	Mag Probe, M-Unit
75800	ELPS, M-Unit
A21100	Battery Backup, RFID
063-512592	RT RFID Probe, M-Unit
71982	Confidant RFID Probe, M-Unit
71790-1	SR Probe, Keyscan Reader, M-Unit
71800-1	Keyscan Reader, SR, M-Unit

¹ Servers can be sourced elsewhere, provided they meet Saflok system specifications/requirements

² All hubs in white only

PMS is included with System 6000 install

Ilco ATLAS

Ordering

Standard Model (Example)

ATLAS	–	3	E	0	M	U	1	M	1	2
Model		Software Module	Language Documents	Server Type	Type	Encoder Interface	Power Cable	PMS Interface Cables	Infrared Programming Module (IPM)	Maintenance Unit

Build the model number with the desired options

ATLAS	–	3	E	0		U				
Model		Software Module	Language Documents	Server Type	Type	Encoder Interface	Power Cable	PMS Interface Cables	Infrared Programming Module (IPM)	Maintenance Unit

Model	Software Module	Language Documents	Server Type	Type	Encoder Interface	Power Cable	PMS Interface Cables	Infrared Programming Module (IPM)	Maintenance Unit
ATLAS	3 Standard	E English	0 Default Media	M Motorized	U USB	1 US, Canada, Japan 120V 60Hz	M Null Modem 25 feet	1 For Generation E-760, 770 locks	2 dormakaba M-Unit
				C Contactless Encoder		2 Australia 240V 50Hz	S Straight Through RS-232 25 feet	2 For Solitaire 710-II locks	
				D Dual: Mag & Contactless Motorized		3 Europe 240V 50Hz	B Null Modem & Straight Through RS-232 25 feet	4 For 790 locks	
						4 United Kingdom 220V 50Hz	N None	C For Confidant RFID locks	
								Q For Q90 locks	
								N None	

Ilco ATLAS

Components

Item	Part#
Encoders	x = Encoder Power Cable (see below 1-2-3-4)
Motorized Magstripe Encoder with USB interface, power cable and cleaning card kit	064/511149-Ux
Motorized Magstripe and Contactless Encoder with USB interface, power cable and cleaning card kit	051-512732
Contactless encoder for ATLAS 4.5 and lower	120-514839
Contactless IP encoder for ATLAS 4.6 or higher	064-514822
Encoder Power Cable	
1-USA, Canada and Japan 120V 60Hz	Included with encoder
2-Australia 240V 50Hz	262-505718
3-Europe 240V 50Hz	262-505413
4-United Kingdom 220V 50Hz	505476
Encoder Cleaning Cards	
Motorized Encoder Cleaning Cards (Pack of 50)	065-511159-C
PMS Interface Cables	
Null Modem Flip Cable, DB9 female - DB9 female – 25 feet	011-507943-25
RS-232 "Straight Through" Serial Cable, DB9 male - DB9 female – 25 feet	011-507942-25
dormakaba Maintenance Unit (M-Unit)*	
Without programming cables	MUnit-21-111
With 760 and 770 programming cables	MUnit-21-112
With 710-II programming cables	MUnit-21-114
With 790 programming cables	MUnit-21-115
With Confidant programming cables	
* All M-Units include USB cable and power adaptor	
** To order the international power adaptor, change "1" to "2" like: MUnit-21-110 to MUnit-21-120	
M-Unit Programming Cables	
M-Unit to 790 Series or 79E	063-512592
M-Unit to E-760 770, 730 and 750	063-512081
M-Unit to 710-II Lock Series or 720-II	063-507454
M-Unit to Confidant RFID	P71982
M-Unit to Q90	064-514731
ATLAS Training and Installation	
ATLAS Training program	ATLAS-TRAINING
ATLAS Installation	ATLAS-INSTALL
- Including travel time to and from site	
RFID / ATLAS Backup Keycard Kit	
Includes: 200 keycards, 100 keycard holders, instructions, 2 group lock out keycards, all in a plastic storage box	BK-7911-E-790

Ilco ATLAS

Property Management System Interface (PMS)

Property Management Systems compatible with ATLAS:

PMS Company	Software
Agilysys	LMS
Amadeus Hospitality Solutions	Amadeus PMS
	Amadeus FrontRES
Anand Systems	ASI Front Desk
Brilliant Hotelsoftware	Brilliant PM PRO
Choice Hotel International	Profit Manager / Advantage
First Resort Software	First Resort
Five Star Hotel Systems	Five Star
Galaxy Hotel Systems	Galaxy
	Lightspeed
Hilton	OnQ5
ICSS	Atrium
InnQuest	RoomMaster
IQWare	IQWare PMS
	Desig / Grand Vision
Marriott	Fosse or Opera
Micros / HIS	HSI Jaguar PMS
	Fidelio
	Opera
	Opera Xpress
Mingus Software	Hotello
Mirage Hotel System	Mirage
MSI	MSI PM
	WinPM
Northwind	Maestro
Radiant Systems	Aloha Hotel Manager
Ramesys Hospitality	ImagInn / Qinn
Redsky	Entirety
REMco Software	Niteclerk
Resort Data Processing	RDP
ResortSuite	ResortSuite
RSI	Roomkey
SoftBrands	HIS Epitome
	Aremis
	Encore Systems / Medallion
	Lodgistix
	LanMark
	Sulcus
Springer Miller Systems	PORTfolio
	SMS HOST
TCS Systems	Guest Tracker
TimeShareWare	TimeShareWare

Note: dormakaba offers the possibility to interface with PMS software vendors through web services or serial connectivity. This list is not exhaustive as PMS integrations are continuous.

Ilco FDU

Ordering

Standard Model								
FDU4	-	L	A	2	-	E	2	1
Model		Coercivity	Encoding Tracks	Version		Documentation	Cables	Power Supply


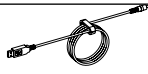
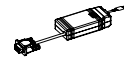


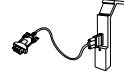


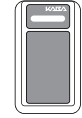
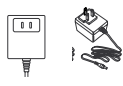
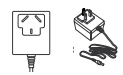
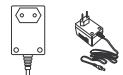
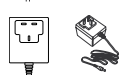
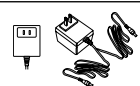

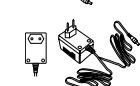

Build the model number with the desired options								
FDU4	-	<input type="checkbox"/>	<input type="checkbox"/>	<input type="checkbox"/>	-	E	2	<input type="checkbox"/>
Model		Coercivity	Encoding Tracks	Version		Documentation	Cables	Power Supply

Model	Coercivity	Encoding Tracks	Version	Documentation	Cables	Power Supply
FDU4	L Low-C H Hi-C (Available for track B Only)	A Triplewide Encodes across tracks 1, 2 and 3 B Triple track Encodes on 3 distinct tracks (1, 2 and 3) and can use track 2 for POS. Low/Hi-C	2* Magstripe	E English	0 None 2 FDU to FDU and FDU to Solitaire 710, 710-II Lock, 720-II 3 FDU to FDU, FDU to Solitaire 710, 710-II Lock and FDU to Exit Device 720 4 FDU to FDU, FDU to System 700 II Lock 7 FDU to FDU, FDU to System 700 II Lock, FDU to Exit Device 8 FDU to FDU and FDU to 760, 770 locks or Exit Devices 9 FDU to FDU and FDU to 790 and 79E Locks Contactless Encoder Included C FDU to FDU and FDU to Confidant RFID Lock Contactless Encoder Included D FDU to Confidant RFID Lock Contactless Encoder Included (No FDU to FDU Cables included) Q FDU to FDU and FDU to Q90 Locks, Contactless Encoder Included R FDU to 790 and 79E Locks Contactless Encoder Included (No FDU to FDU Cables included) S FDU to Q90 Locks, Contactless Encoder Included (No FDU to FDU Cables Included)	1 US, Canada & Japan 120V 60Hz 2 Australia 240V 50Hz 3 Europe 240V 50Hz 4 United Kingdom 220V 50Hz
	N None	N None	4* Contactless Only			

* For Contactless encoder specifications, refer to the ATLAS component section.

Ilco FDU

Components

Item	Kit includes		Part#
dormakaba Serial Printer dormakaba USB Printer	Printer, Power Supply, Interface Cable and Paper (one roll)		064-512208 064-512206
Accessories	Battery Pack for FDU		132-512003
Data Transfer Cables	FDU to FDU cable FDU to FDU (or PC) cable (previous FDU Model)		011-512223 011-507794
Programming Cables	FDU to Confidant RFID (USB to audio plug)		011-514030
	FDU to Q90		064-514731
	FDU to 790 Series or 79E		063-512592
	FDU to 770 Series or 750 FDU to E-760 Series or 730		063-512081
	FDU to 710 or 710-II Lock Series or 720-II		063-507454
	FDU to Exit Device (720 Series)		502878
	FDU to System 700 II Series		502366
Contacless Encoder	Contactless encoder for FDU 2.0 and lower Contactless encoder for FDU4 VER 2.01 or Higher		120-514839 064-514822
FDU Back-Up Keycard Kit (770, 760 and 710-II locks)	Magstripe Systems Includes: 200 special keycards, 100 keycard holders, instructions, 2 group lockout keycards, all in a plastic storage box		BK-7911-E
FDU Power Supplies	For US & Canada 120V / 60Hz and Japan		126-507787
	For Australia 240V / 50Hz		126-507790
	For Europe 240V / 50Hz		126-507788
	For United Kingdom 220V / 50Hz		126-507789
FDU Power Supplies with Y-Cables	For US & Canada 120V / 60Hz		126-509735
	For Australia 240V / 50Hz		126-509722
	For Europe 240V / 50Hz		126-509723
	For United Kingdom 220V / 50Hz		126-509724

Ilco FDU

Property Management System (PMS) Interface

dormakaba supports an extensive interface library to a variety of PMS (Property Management System) software packages. Interfacing to the hotel's PMS solution will enable front desk attendants to manage their guest check-in/out through one user interface, the property management system. Guest registration information is pushed from the PMS to Atlas to support a one-step key creation process, eliminates duplicate entry into two systems and eliminates human error (room number, check-out date and time, etc.). Using the PMS interface speeds up card encoding and eliminates human error; the information needs only to be entered once.

Functions Offered:

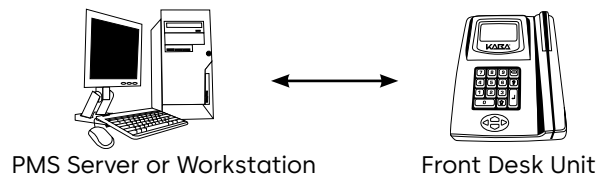
- Guest check-in function to encode new Guest keycards (room or suite).
- Additional Guest keycards function – for new or duplicate Guest keycards (room or suite).
- Guest keycard read-back function for lost and found or to verify a card

Connection Options (depending on PMS):

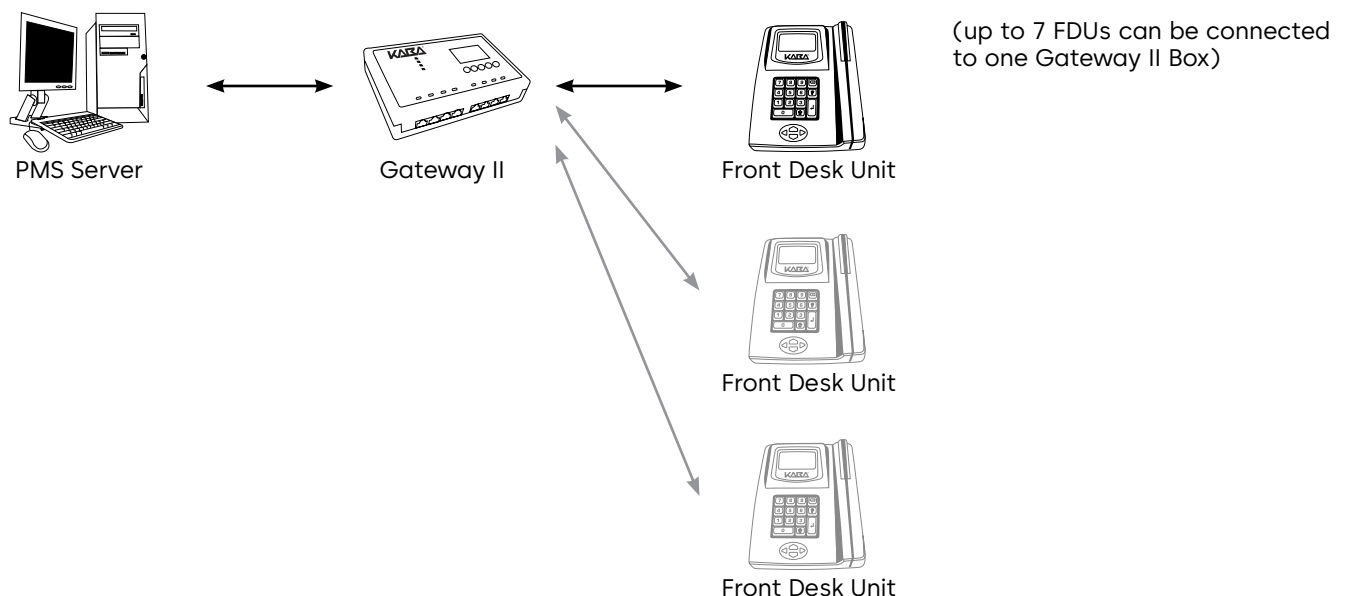
- The FDUs are connected directly to the PMS server or to the PMS Front Desk Workstations (Direct)
- The FDUs are connected to the Gateway II which is connected to the PMS server (Gateway)

NOTE: The FDU communication protocol is RS-232. CAT 5 Lucent cables are acceptable.

Direct Interface Configuration



Gateway II Interface Configuration



Ilco FDU

Property Management System (PMS) Interface

PMS Company	Software	Configuration
Agilysys	LMS	Gateway2 for any number of FDUs
Amadeus Hospitality Solutions	Amadeus PMS Amadeus FrontRES	Direct - one FDU Direct - one FDU
ArcRes	Innkeeper/Capa	Gateway2 for any number of FDUs
Atrio	Atrio	Direct - one FDU / Gateway2 - two or more FDUs
Brilliant Hotelsoftware	Brilliant PM PRO	Direct - FDUs to Front desk PC
Cenium Hospitality ERP	Cenium	Direct - FDUs to Front desk PC
Choice Hotel International	Profit Manager Advantage	Direct - one FDU / Gateway2 - two or more FDUs Direct - one FDU / Gateway2 - two or more FDUs
Computel	Inn-Control	
First Resort Software	First Resort	Direct - one FDU / Gateway2 - two or more FDUs
Five Star Hotel Systems	Five Star	Direct - FDU to Front desk PC
Galaxy Hotel Systems	Galaxy Lightspeed	Gateway2 for any number of FDUs Gateway2 for any number of FDUs
Hilton	OnQ5	Direct - FDUs to Front desk PC
ICSS	Atrium	Direct - one FDU
Infor	CSS - Integrity GEAC IAD Infiniti	Direct - FDUs to Front desk PC Direct - FDUs to Front desk PC Direct - FDUs to Front desk PC Direct - FDUs to Front desk PC
InnQuest	RoomMaster	Direct - one FDU / Gateway2 - two or more FDUs
Innsoft	Check-Inn	Direct - FDUs to Front Desk PC
IQWare	IQWare PMS	Direct - one FDU / Gateway2 - two or more FDUs
	Desig / Grand Vision	Direct - one FDU / Gateway2 - two or more FDUs
ITESSO	IDPMS (Hotel Concepts)	Direct - one FDU / Gateway2 - two or more FDUs
Marriott	Fosse	Gateway2 for any number of FDUs
Micros / HIS	HSI Jaguar PMS Fidelio Opera Opera Xpress	Direct - FDUs to Front desk PC Direct - Up to 2 FDUs plug into Equinox box. / Gateway2 for three or more FDUs Direct - Up to 2 FDUs plug into Equinox box. / Gateway2 for three or more FDUs Direct - Up to 2 FDUs plug into Equinox box. / Gateway 2 for 3 or more FDUs
Mingus Software	Hotello	Direct - FDUs to Front desk PC
Mirage Hotel System	Mirage	Direct - FDUs to Front desk PC
MSI	MSI PM WinPM	Direct - FDUs to Front desk PC Gateway2
Northwind	Maestro	Direct - one FDU / Gateway2 - two or more FDUs
OASIS Hospitality Software	Oasis PMS Series 5	Direct - one FDU / Gateway2 - two or more FDUs
Radiant Systems	Aloha Hotel Manager	Direct - one FDU / Gateway2 - two or more FDUs
Ramesys Hospitality	ImagInn / Qinn	Direct - one FDU / Gateway2 - two or more FDUs
Redsky	Entirety	Direct - one FDU / Gateway2 - two or more FDUs
REMco Software	Niteclerk Nitevision	Direct Direct
Resort Data Processing	RDP	Gateway2
ResortSuite	ResortSuite	Direct - one FDU / Gateway2 - two or more FDUs
SoftBrands	HIS Epitome Aremis Encore Systems / Medallion Lodgistix LanMark Sulcus PORTfolio	Gateway2 for any number of FDUs Direct / Indirect Gateway2 for any number of FDUs Gateway2 for any number of FDUs Gateway2 for any number of FDUs Gateway2 for any number of FDUs Direct - one FDU / Gateway2 - two or more FDUs
Springer Miller Systems	SMS HOST	Gateway2 for any number of FDUs
TCS Systems	Guest Tracker	Direct - one FDU Gateway2 - two or more FDUs
TimeShareWare	TimeShareWare	Direct - one FDU
Visual One	Visual One	Direct - one FDU / Gateway2 - two or more FDUs
World Web Technologies	Web Rez Pro	Direct - FDUs to Front Desk PC

The FDUs are compatible with the Comtrol "Lodging link" solution. Call dormakaba Lodging Systems for more information. If the PMS vendor, software or version does not appear in the above list, please call dormakaba's Montreal office to check for compatibility. Interfaces are continuously in development.

Ilco FDU

Property Management System (PMS) Interface

Property Management System Interface

063-507878	PMS Direct Interface - Installation over the phone
------------	--

Property Management System Interface Accessories

011-507942-25	Straight serial cable, DB9 male - DB9 female 25 feet
011-507942-50	Straight serial cable, DB9 male - DB9 female 50 feet
011-507942-100	Straight serial cable, DB9 male - DB9 female 100 feet
011-507942-200	Straight serial cable, DB9 male - DB9 female 200 feet
011-507942-400	Straight serial cable, DB9 male - DB9 female 400 feet
011-507943-25	Null Modem cable, DB9 female - DB9 female 25 feet
011-511384-04	Crossover Cable DB9 male to RJ45 male
005-507944	DB9 Male to DB25 Female, straight adapter
005-511718	PC Adapter Module DB9 male to RJ45 Female
005-511716	PC Adapter Module RJ45 Female to RJ45 Female

Type 7 Encoder

Type 7 RFID Encoder

- Contactless RFID encoder that supports MIFARE Plus* and MIFARE Ultralight C credentials
- Encodes a variety of RFID credentials, such as keycards, fobs, wristbands, etc.
- Used in conjunction with Saflok RFID locks



Type 7 RFID Encoder

Encoder Credentials (Type 7 RFID)	Magstripe			SMART/Memory		
	300OE Low Coercivity	600OE Medium Coercivity	2750OE (up to 4000OE) High Coercivity	2KB	8KB	64KB
Magstripe encoder	•	•				
Magstripe/Smart card encoder	•	•		•	•	•
HiCo magstripe/Smart card encoder			•	•	•	•
Magstripe/RFID encoder	•	•				
Magstripe/Smart card/RFID encoder	•	•		•	•	•
HiCo magstripe/Smart card/RFID encoder			•	•	•	•

RFID Credential Options

- MIFARE Plus* 2K: Ideal for staff use. Available as a fob (for extended-stay guest or staff) or wristbands (for resorts)
- MIFARE Plus* 4K: Ideal for lock interrogation
- MIFARE Ultralight C: Ideal for guest use

Ordering

Type 7 RFID Encoder	
CEP4110	Encoder Station, Type 7 (Mag / RFID)
CEP4120	Encoder Station, Type 7 (Mag / Smart / RFID)
CEP4130	Encoder Station, Type 7 (Mag / Smart / HiCo / RFID)
Type 7 Encoder	
CE4010	Encoder Station, Type 7 (Mag)
CE4020	Encoder Station, Type 7 (Mag / Smart)
CE4030	Encoder Station, Type 7 (Mag / Smart / HiCo)

*MIFARE Plus EV2: When used in enhanced security mode available in Ambiance v2.10+

Encoders

Overview

Network RFID Encoder

- Connects directly to PC via USB or to Ethernet network via TCP/IP
- Connects to DeskLinc™ via serial port
- Supports MIFARE Plus* and MIFARE Ultralight C credentials
- Operates in accordance with ISO 14443A
- Encodes a variety of RFID credentials, such as keycards, fobs, wristbands, etc.
- Used in conjunction with Saflok RFID locks



Dimensions	1.5"H x 6"D x 3.3"W
Keycards Encoded	MIFARE RFID Plus* 2K, 4K, and Ultralight C
Connectivity	To PC via USB or serial port; to Ethernet network via TCP/IP port

M-Unit™

M-Unit™ is a portable programming device used for lock programming, interrogations, lock diagnostics and can be used as an auxiliary key encoding terminal. The M-Unit is equipped with new enhanced features keeping staff efficiency in mind, while incorporating a new sophisticated look and feel.

System Features

- USB connectivity; increased capacity and speed
- Storage capacity: 500+rooms
- Unit can be pre-programmed for the day
- Load a 300+ room property in seconds
- Interrogate 1000 lock events under 2 minutes
- Enhanced configurable security
- Advanced diagnostics
- Auxiliary Terminal functionality for encoding
- Advanced lock search function
- Interrogation reports can be viewed on the display
- Integrated with System 6000 V4 and Ambiance Access Management Software
- Power off and backlight timer settings



M-Unit Dimensions

Height	Depth	Width
1"	7"	3"

Ordering

Part #	Description
CE6100	Insertion Encoder Magstripe/Smart Card Encoder
CERPF6000	Network RFID Encoder Encoder Station, Network RFID Encoder
CEIPRF6000	dormakaba RFID Encoder Encoder Station, dormakaba RFID Encoder (North America)
CEIPRF6100	Encoder Station, dormakaba RFID Encoder (INTL)

*MIFARE Plus EV2: When used in enhanced security mode available in Ambiance v2.10+

Legacy Electronic Door Locks

Yotel, New York



Lock Finishes

		Plated Finishes		
Finish Name		Satin Chrome	Satin Brass	Ultra Satin Chrome
Finish Code		626	606	U26 (790 lock) 827 (760 and 770 locks)
Applications	Indoor Regular hotel application	Yes	Yes	Yes
	Outdoor Any lock installed outdoors requires a gasket	Yes	Yes	Yes
	Oceanfront Any exterior location within 3 miles (5km) from ocean and/or high humidity/pollution area	No	No	Yes
Availability	Confidant RFID/ Q90 / E-760 / 730 / 770 / 750 / 790 / 79E	Standard	Standard	Confidant RFID 790/79E
	Solitaire 710-II	Standard	Standard	n/a
	Solitaire 720-II EDO	Standard	Standard	n/a
Lock Components	Front Lock Housing	626	606	U26
	Medaillion (where applicable)	446	706	n/a
	Outside Lever	626	906	828
	Inside Trim, Lever, Turn Knob	626	606	626
	Mortise Faceplate	630	906	630
	Strike Kit (Standard Strikes)	630	606	630

Notes: For custom finishes call dormakaba in Montreal for precise leadtime (use 14 weeks for quotation) and pricing.
n/a: Not available

Plated Finish

All plated locks have a standard outside housing and no gasket. Any lock, which will be installed in an outdoor application, requires a gasket set that must be purchased separately. It will be installed on site.

Ultra Plated Finish

All ultra plated 790/79E locks have a plated brass cover protecting the outside housing for extra durability including outside gasket, which come standard for outdoor severe applications.

Cleaning your Electronic Lock

As a dormakaba customer, we recommend that you regularly maintain your electronic lock finish. To remove salt and pollutants, we strongly recommend only using a water-damp rag rather than any harsh or caustic chemicals. You should also use any wax-based products for extra protection (such as LPS3® Heavy-Duty Rust Inhibitor – a transparent waxy film, or Turtle Wax®). Please refer to the Maintenance and Troubleshooting chapter in the dormakaba Lodging Access Control System Reference Manual for further details.

Lock Finishes

Decorative Finishes				Ultra Plated Finishes		
Oil Rubbed Bronze	Ultra Oil Rubbed Bronze	Bright Chrome	Bright Brass	Satin Nickel	Ultra Satin Chrome	Ultra Satin Brass
613*	U13	625	605	619	For: 710-II: 626	For: 710-II: 606

Yes	Yes	Yes	Yes	Yes	Yes	Yes
Yes	Yes	Yes	Yes	Yes	Yes	Yes
No	Yes	No	No	No	Yes	Yes

Custom	790/79E	Custom	Custom	Custom	790/79E	790/79E
Custom	n/a	Custom	Custom	Custom	Standard	Standard
Custom	n/a	Custom	Custom	Custom	n/a	n/a

613	U13	625	605	619	626	606
n/a	n/a	446	706	n/a	626	906
844	844	625	723	750	626	906
613	613	625	605	619	626	606
743	743	630	906	630	630	906
613	613	630	606	630	630	606

*Not available for E-760

We are also pleased to offer you a series of combination finishes (Custom orders) , which can be either split or dual:

Split Finishes - (Outside Housing/Inside Housing)

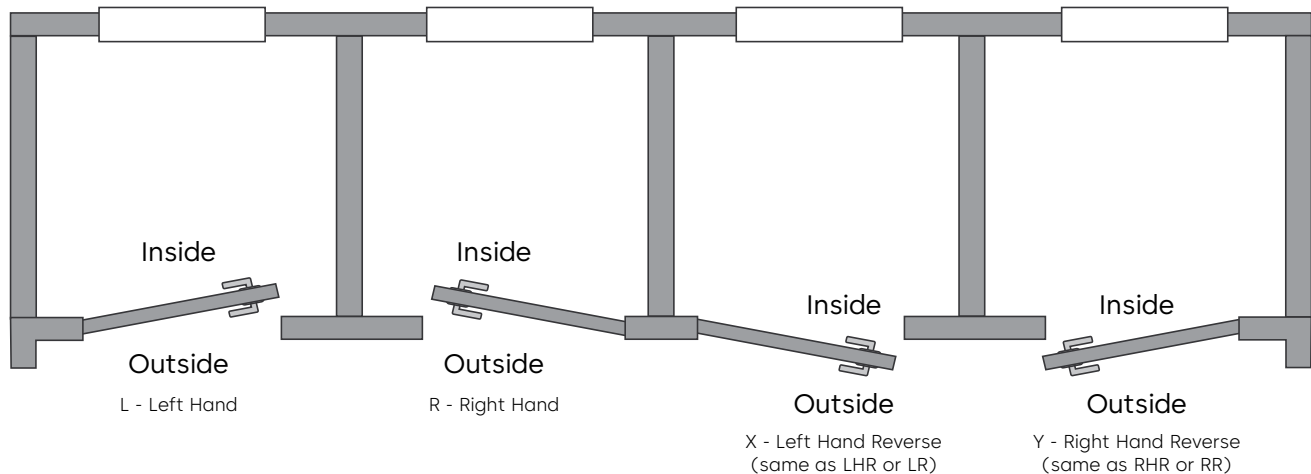
Satin Chrome/Satin Brass	100
Satin Chrome/Bright Brass.....	101
Satin Brass/Satin Chrome	102
Satin Brass/Bright Brass	103
Bright Brass/Satin Chrome.....	104
Bright Brass/Satin Brass	105
Satin Chrome/Satin Bronze	106
Satin Chrome/Oil Rubbed Bronze.....	107
Oil Rubbed Bronze/Satin brass.....	108
Bright Chrome/Bright Brass	109
Bright Chrome/Satin Chrome	110
Bright Brass/Bright Chrome	111

Dual Finishes - (Lock Body/Lever, Medallion and Thumbturn Knob)

Satin Chrome/Satin Brass	200
Satin Chrome/Bright Brass.....	201
Satin Brass/Satin Chrome	202
Satin Brass/Bright Brass	203
Bright Brass/Satin Chrome.....	204
Bright Brass/Satin Brass	205
Satin Chrome/Satin Bronze	206
Satin Chrome/Oil Rubbed Bronze.....	207
Bright Chrome/Bright Brass	209
Bright Chrome/Satin Chrome	210

Door Handing

All locks require specification of door handing. To determine the hand, face the door from the outside and select the corresponding diagram below.



Lock Functions

Hotel Lock

These locks remain permanently in locked mode, and for higher security a 1" deadbolt comes standard. This is suitable for applications where the person in the locked area needs added protection, such as a hotel room or private office. ANSI equivalent functions: Hotel Guest Lock (F15).

Office Lock

These locks can operate in locked mode or passage mode. The mode can be changed manually using the thumbturn. They are suitable for doors such as offices where security is required whenever the occupant is away, along with the option of passage mode when the occupant is present. ANSI equivalent functions:

Entry Lock (F04), Front Door Lock (F08), Apartment Corridor Door Lock (F10), Room Door Lock (F21).

Storeroom Lock

These locks remain permanently in locked mode and lock each time the door is closed. There is no deadbolt. They are suitable for storage area doors or utility closets where constant security is required. Exiting from inside the room (Egress) is possible by turning the handle. ANSI equivalent functions: Storeroom or Closet (F07).

Exit Device Operator

These locks operate with an exit device to permit controlled access from the outside. The lock mode (passage or locked) can be changed manually (swipe or insert card). ANSI equivalent functions: Holdback Door (F06).

Remote Access and Controller

A card reader and a controller are used for controlling access in elevators, garages or main doors. The controller interfaces with an elevator controller, gate controller, electro-magnetic lock, electric strike, exit button or panic bar. The controller mode (passage or locked) can be changed manually (swipe or insert card).

Dummy Trim

The Dummy Trim lock is for an aesthetic use only. The lock has no mechanical or electronic components. This lock is usually used on a double door entrance where the second door is bolted down.

Shabbat Lock

These locks are similar to the hotel lock with the exception that on the Shabbat, a different key for each room can be given to the guest so the access to the room is done totally in a mechanical way. There is no lever or mechanical override switch used in this lock.

Auto Deadbolt Option

The deadbolt is automatically projected every time the door is closed. Guest privacy is activated with the thumbturn knob.

Lock Installation

Installation Type

Installation Types	Axapta / QMS Part Number	No Frame No prepping required on existing frame	Wood Frame Prepping required on existing wood frame	Metal Frame Prepping required on existing HOLLOW metal frame	Metal Frame [Grout] Prepping required on existing FILLED metal frame
Factory Prep.* No work required to prep or adjust door prep	INST-FP	-NF	-WF	-MF	-MG
Wood Door; Retrofit (Mortise) * Door prep required but mortise pocket exists already	INST-WR	-NF	-WF	-MF	-MG
Wood Door; Blank or Retrofit (Cylindrical)* Full door prep required	INST-WB	-NF	-WF	-MF	-MG
Metal Door; Retrofit (Mortise) * Door prep required but mortise pocket exists already	INST-MR	-NF	-WF	-MF	-MG
Metal Door; Blank or Retrofit (Cylindrical)* Full door prep required	INST-MB	-NF	-WF	-MF	-MG

Examples of INST-FP-NF

Door company used our templates to prep doors and frames - our installer will only install and program our locks. Contractor will purchase our installation jigs and ensure all doors are preped according to template.

Examples of INST-FP-MF

Door company prepped the doors according to our templates, left hollow metal frame unprepped.

Examples of INST-WR-NF

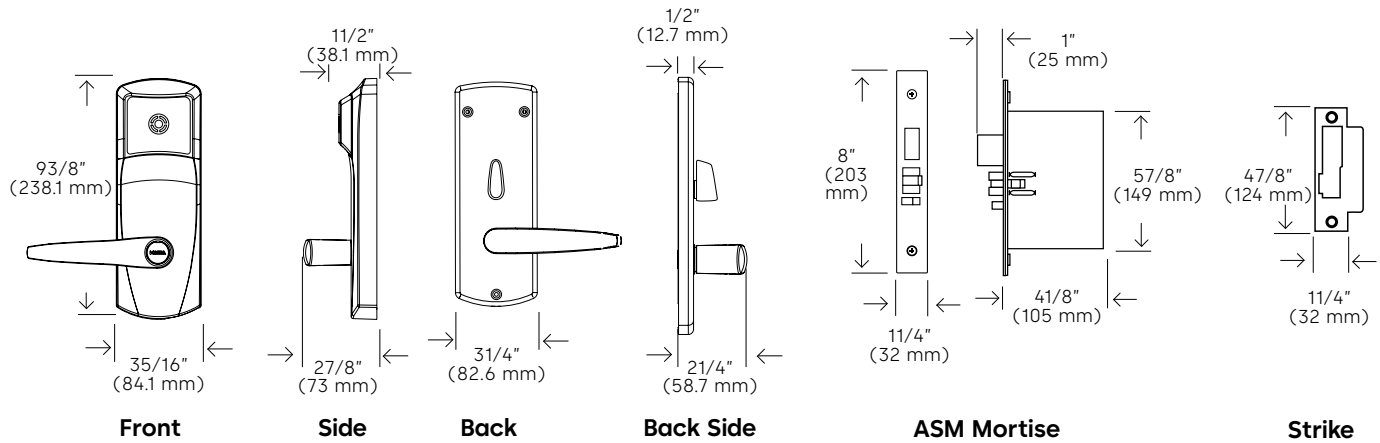
Client has existing dormakaba, Onity or Saflok mortise lock.

Examples of INST-MB-MG

Client had new blank Metal door, or existing cylindrical locks, with work required to adjust grout filled metal frame.

Ilco 790 RFID

ANSI Mortise Lock Case 1-1/4" Mortise - Ordering



Standard Model (Example)

7	9	0	1	0	1	1	K	R	3	0	-	6	2	6
Model			Locking Device		Application		Lever Type		Override	Handing	Version	Bluetooth		Finish

Build the model number with the desired options

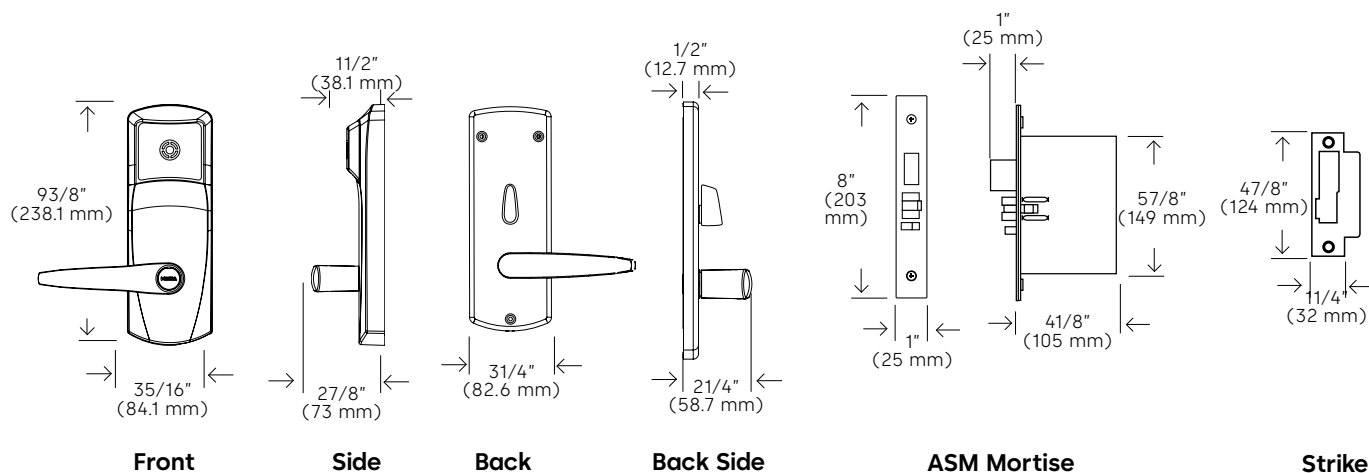
7	9								3	0	-			
Model			Locking Device		Application		Lever Type		Override	Handing	Version	Bluetooth		Finish

Model	Locking Device	Application	Lever Type	Override	Handing	Version	Bluetooth	Finishes
790 Hotel Lock Deadbolt operated by the thumbturn. Recommended for guestroom. 795 ** Shabbat Lock Deadbolt operated by thumbturn, no privacy. Recommended for guestroom. Shabbat compliant lock.	23/4" (70 mm) Backset 10 ASM, with 11/4" (32 mm) face plate, field reversible handing 16 Auto Deadbolt ASM with 11/4" (32 mm) face plate, field reversible handing	1 Interior 2 Exterior (includes gasket)	1 Long/Long Front Back	E Electronic K Mechanical key cylindrical Lori universal (1539) key-in-knob OR Mechanical recodable key cylinder. Must specify on lock order which type of key cylinder is required. B Best cylinder adaptor (not concealed)	L Left or Right reverse (Y) R Right or Left reverse (X) F* Dual Handed (L & R), Left Hand Reverse, Right Hand Reverse (X & Y)	3 Contactless Reader	0 No BLE 1 BLE Ready H Hilton BLE (Only for Hilton properties)	626 Satin Chrome 606 Satin Brass U26 Ultra Satin Chrome
791 Storeroom Lock No deadbolt, inactive thumbturn, no privacy. Recommended for closets or common areas. Or Office Lock No deadbolt. Privacy activated with thumbturn. Recommended for offices.	12 ASM, with 11/4" (32 mm) face plate, field reversible handing		2 Short/Short*** Front Back					
			8 Long/Long Inside at 45° Front Back					
			H Short/Short*** Inside at 45° Front Back					
			E Elevon Lever (only with electronic override)	N N/A				
793 Dummy Lock For aesthetic use only.	00 No locking mechanism		G Gala Lever (only with electronic override)					

Note: * Locks are assembled "Right-Hand" and may be field reversed for Left-Hand doors. Not available for Elevon lever
 ** Shabbat lock version available only with Lori cylinder, not recodable core.
 *** Use short levers when molding are within 41/2" (11cm) and 8" (20.32cm) from the edge of the door

Ilco 790 RFID

ANSI Mortise Lock Case 1" Mortise - Ordering



Standard Model (Example)														
7	9	0	1	1	1	1	K	L	3	0	-	6	2	6
Model			Locking Device		RFID	Lever Type	Override	Handing	Version	Bluetooth		Finish		

Build the model number with the desired options														
7	9				1					3	0	-		
Model			Locking Device		RFID	Lever Type	Override	Handing	Version	Bluetooth		Finish		

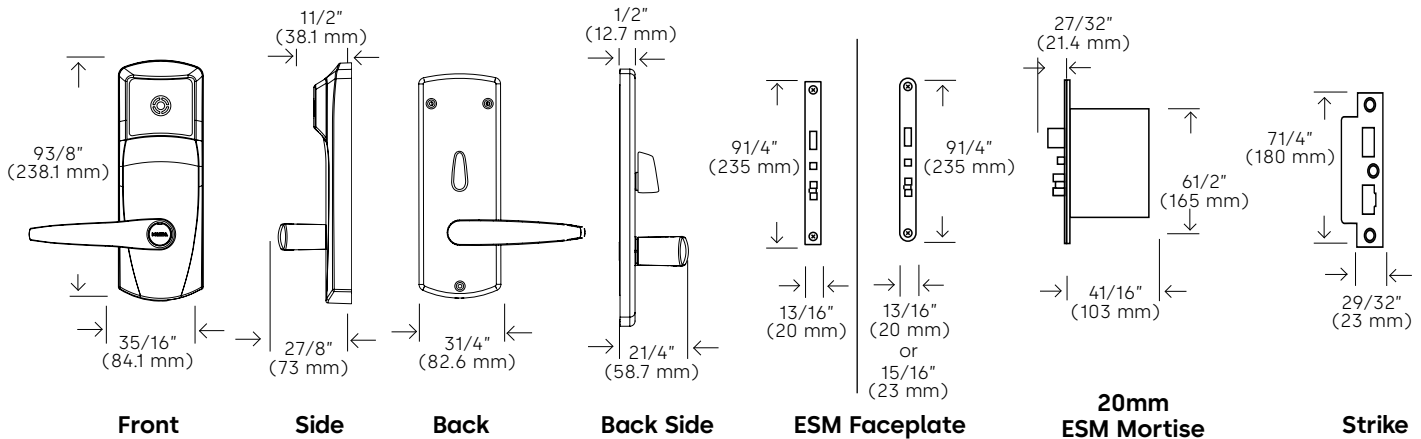
Model	Locking Device	Application	Lever Type	Override	Handing	Version	Bluetooth	Finishes
790 Hotel Lock Deadbolt operated by the thumbturn. Recommended for guestroom.	23/4" (70 mm) Backset 11 ASM, with 1" (25 mm) face plate, no field reversible handing 17 Auto Deadbolt ASM with 1" (25.4 mm) face plate, no field reversible handing	1 Interior 2 Exterior (includes gasket)	1 Long/Long Front Back 2 Short/Short** Front Back 8 Long/Long Inside at 45° Front Back H Short/Short*** Inside at 45° Front Back E Elevon Lever (only with electronic override) G Gala Lever (only with electronic override)	E Electronic K Mechanical key cylindrical Lori universal (1539) key-in-knob OR Mechanical recodable key cylinder Must specify on lock order which type of key cylinder is required B Best cylinder adaptor (not concealed)	L Left or Right Hand Reverse (Y) R Right or Left Hand Reverse (X)	3 Contactless Reader	0 No BLE 1 BLE Ready H Hilton BLE (Only for Hilton properties)	626 Satin Chrome 606 Satin Brass U26 Ultra Satin Chrome
791 Storeroom Lock No deadbolt, inactive thumbturn, no privacy. Recommended for closets or common areas. Or Office Lock No deadbolt. Privacy activated with thumbturn. Recommended for offices.	13 ASM, with 1" (25 mm) face plate, no field reversible handing							
793 Dummy Lock For aesthetic use only.	00 No locking mechanism				N N/A			

Note: * Shabbat lock version available only with Lori cylinder, not recodable core.

** Use short levers when molding are within 41/2" (11cm) and 8" (20.32cm) from the edge of the door.

Ilco 790 RFID

Slim Mortise (ESM) Lock - Ordering



Standard Model (Example)

7	9	0	3	0	1	1	K	R	3	0 - 6 2 6
Model			Locking Device		RFID	Lever Type	Override	Handing	Version	Bluetooth Finish

Build the model number with the desired options

7	9				1				3		-			
Model			Locking Device		RFID	Lever Type	Override	Handing	Version	Bluetooth		Finish		

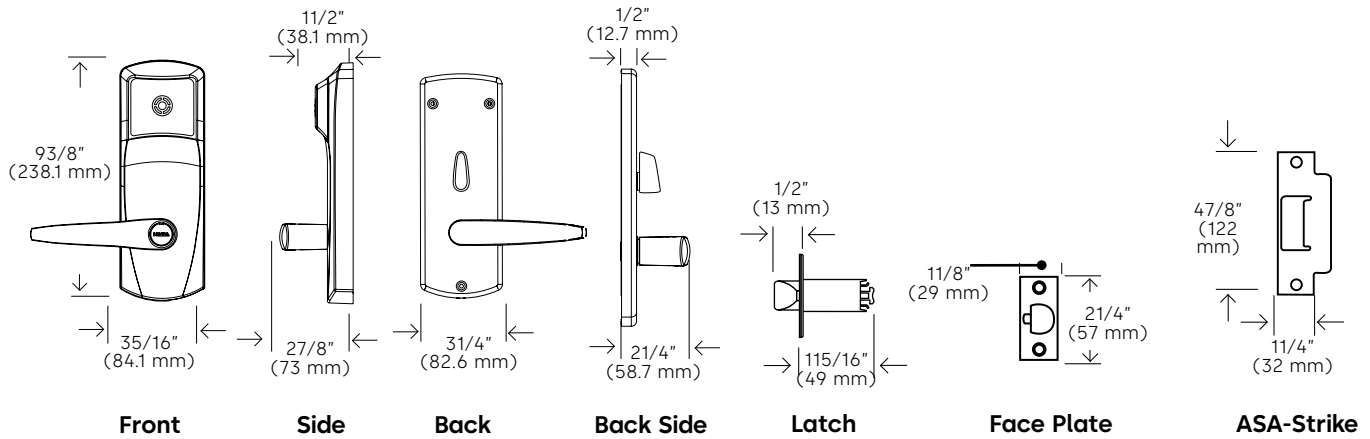
Model	Locking Device	Application	Lever Type	Override	Handing	Version	Bluetooth	Finishes
790 Hotel Lock Deadbolt operated by thumbturn. Recommended for guestroom.	2³/₄" (70 mm) Backset 00 No locking mechanism, no strike 30 ESM, with no faceplate, field reversible handing	1 Interior 2 Exterior (includes gasket)	1 Long/Long Front Back 2 Short/Short** Front Back	E Electronic K Mechanical key cylindrical Lori universal (1539) key-in-knob OR Mechanical recodable key cylinder Must specify on lock order which type of key cylinder is required	L Left or Right Hand Reverse (Y) R Right or Left Hand Reverse (X) N No locking mechanism	3 Contactless Reader	0 No BLE 1 BLE Ready H Hilton BLE (Only for Hilton properties)	626 Satin Chrome 606 Satin Brass U26 Ultra Satin Chrome
795 * Shabbat Lock Deadbolt operated by thumbturn, no privacy. Recommended for guestroom. Shabbat compliant lock.	32 ESM, with 23mm round faceplate, field reversible handing 34 ESM, with 20mm round faceplate, field reversible handing 36 ESM, with 20mm square faceplate, field reversible handing		8 Long/Long Inside at 45° Front Back					
791 Storeroom Lock No deadbolt, inactive thumbturn. No privacy. Recommended for closets or common areas.	31 ESM, with no faceplate, field reversible handing 33 ESM, with 23mm round faceplate, field reversible handing 35 ESM, with 20mm round faceplate, field reversible handing 37 ESM, with 20mm square faceplate, field reversible handing		H Short/Short*** Inside at 45° Front Back E Elevon Lever (only with electronic override) G Gala Lever (only with electronic override)					
Or Office Lock No deadbolt. Privacy activated with thumbturn. Recommended for offices.								
793 Dummy Trim For aesthetic use only.	00 No locking mechanism No Mortise							

Note: * Shabbat lock version available only with Lori cylinder, not recodable core.

** Use short levers when molding are within 4 1/2" (11cm) and 8" (20.32cm) from the edge of the door.

Ilco 790 RFID

Cylindrical Lock - Ordering



Standard Model (Example)

7	9	1	5	0	1	1	K	F	3	0	-	6	2	6
Model			Locking Device		RFID	Lever Type	Override	Handing	Version	Bluetooth		Finish		

Build the model with the desired options

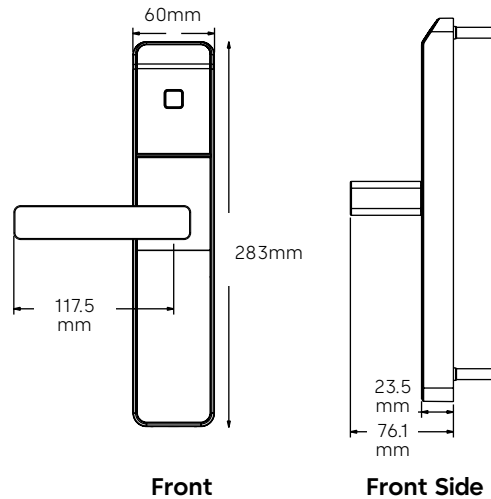
7	9				1				3		-			
Model			Locking Device		RFID	Lever Type	Override	Handing	Version	Bluetooth		Finish		

Model	Locking Device	Application	Lever Type	Override	Handing	Version	Bluetooth	Finishes
791 Storeroom Lock No deadbolt. Inactive thumbturn, no privacy. Recommended for closets or common areas. Or Office Lock No deadbolt. Privacy activated with thumbturn. Recommended for offices.	50 23/4" (70 mm) Backset with 1/2" (13 mm) latch 54 23/8" (60 mm) Backset with 1/2" (13 mm) latch	1 Interior 2 Exterior (includes gasket)	1 Long/Long Front Back 2 Short/Short Front Back E Elevon Lever (only with electronic override) G Gala Lever (only with electronic override)	E Electronic K Mechanical key cylindrical Lori universal (1539) key-in-knob OR Mechanical recodable key Must specify on lock order which type of key cylinder is required B Best cylinder adaptor (not concealed)	F* Dual Handing Left Hand, Right Hand (L & R), Left Hand Reverse, Right Hand Reverse (X & Y) (Assembled RH) Specify for Elevon lever only: L Left or Right Hand Reverse (Y) R Right or Left Hand Reverse (X)	3 Contactless Reader	0 No BLE 1 BLE Ready H Hilton BLE (Only for Hilton properties)	626 Satin Chrome 606 Satin Brass U26 Ultra Satin Chrome
793 Dummy Trim No moving parts, no electronics. For aesthetic use only.	00 No locking mechanism				N N/A			

Note: * Not available for Elevon lever

Confidant RFID Kit 1 (European Mortise Lock Case)

Ordering



Standard Model Number

C	N	00	0	K	S	-	7	M	C	N
Lock Model			Bluetooth	Outside housing Options				Installation Options		

Build the model number with the required options

C	N	00				-		M		
Lock Model			Bluetooth	Outside housing Options				Installation Options		

Lock Model			Bluetooth	Outside housing Options		Installation Options			
Confidant RFID (Fixed value)	System (Fixed value)	Operating System	Bluetooth	Cylinder Support	Outside Lever	Spindle Kit	Mounting Screw	Finish	Mounting Plate
C	N Ilco	00 FDU/ ATLAS	0 No BLE 1 BLE Ready 2 BLE Enabled D ¹ DEMO No BLE E ¹ DEMO BLE Enabled	K Cylinder Support E No Cylinder	S Short L Long Return N No Lever A*** DIN 2.0	7 7mm 8 8 mm 9 9 mm (for DIN)	M	C Satin Chrome Interior B Satin Brass Interior E Satin Chrome Exterior H Satin Brass Exterior U Satin Chrome Oceanfront	N No option

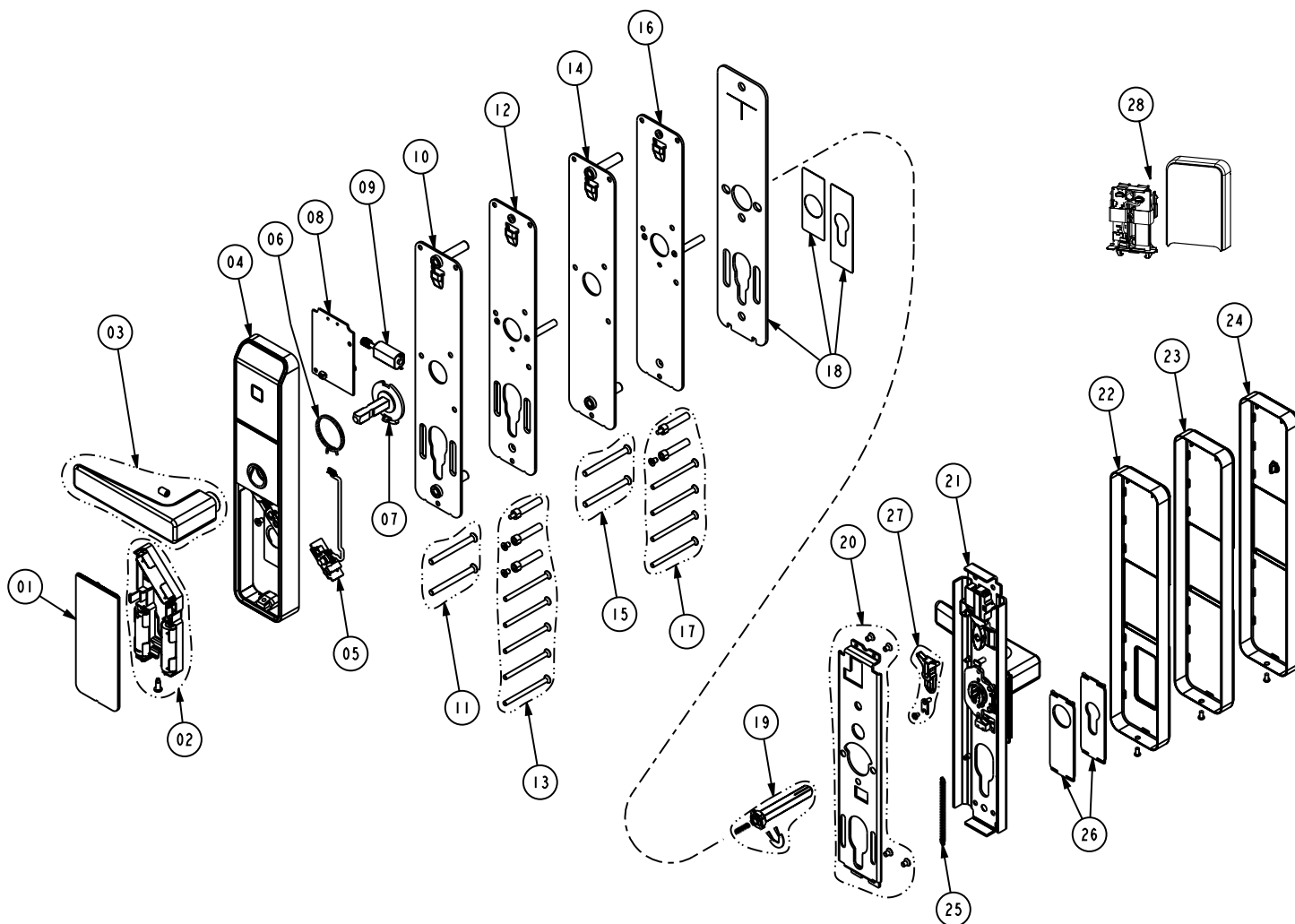
* For door thicknesses greater than 55mm, please choose appropriate screws and spindle kits from spare parts list page 41

*** DIN style lever. Confidant RFID Kit 1 is not DIN certified.

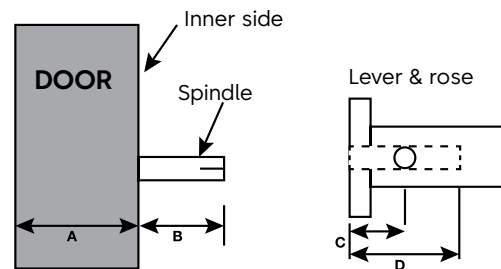
(1) Demo locks (D and E) are short lever, satin chrome only.

Confidant RFID Kit 1 (European Mortise Lock Case)

Spare Parts



*Choosing correct spindle Kit:



$B = \text{Spindle length} - A$ (door thickness)

Conditions:

$B \geq C + 5 \text{ mm}$

$B < D$

Confidant RFID Kit 1

(European Mortise Lock Case) Spare Parts

ITEM NUMBER	PART NUMBER	DESCRIPTION
1	118+513769	BATTERY DOOR ASSY CONFIDANT
2	118+513774	BATTERY HOLDER ASSY CONFIDANT
3	069+513776+1626	LEVER HANDLE 8 mm W/ SCREW
	069+513776+1906	LEVER HANDLE 8 mm W/ SCREW
4	FC10-xxxN10N-xx*	FRONT HOUSING ASSEMBLY
5	064-513764	CONFIDANT LOCK TRANSITION PCB W/ CABLE
6	012-513751	LEVER SPRING CONFIDANT
7	118-514116	OUTSIDE HUB AND SPINDLE ASSY CONFIDANT
8	064-513708-001	CONFIDANT LOCK MAIN PCB ATLAS
9	063+514042	MOTOR WORM ASSY CONFIDANT
10	118-513766-4	BACK PLATE CONFIDANT ASSY BP KEY
11	062-514605-626	Screws & Posts BP Mount key cylinder Confidant RFID - doors 35 to 55 mm
	062-514605-606	Screws and Posts BP Mount key cylinder Confidant RFID - doors 35 to 55 mm
	062-514605-2626	Screws only BP Mount key cylinder Confidant RFID - doors >55 to 75 mm
	062-514605-2606	Screws only BP Mount key cylinder Confidant RFID - doors >55 to 75 mm
	062-514605-3626	Screws only BP Mount key cylinder Confidant RFID - doors >75 to 95 mm
	062-514605-3606	Screws only BP Mount key cylinder Confidant RFID - doors >75 to 95 mm
12	118-513766-5	BACK PLATE CONFIDANT ASSY RM KEY
13	062-514606-606	Screws and Posts Rose Mount key cylinder Confidant RFID - doors 35 to 55 mm
	062-514606-605	Screws and Posts Rose Mount key cylinder Confidant RFID - doors 35 to 55 mm
	062-514606-2606	Screws only Rose Mount key cylinder Confidant RFID - doors >55 to 75 mm
	062-514606-2605	Screws only Rose Mount key cylinder Confidant RFID - doors >55 to 75 mm
	062-514606-3606	Screws only Rose Mount key cylinder Confidant RFID - doors >75 to 95 mm
	062-514606-3605	Screws only Rose Mount key cylinder Confidant RFID - doors >75 to 95 mm
14	118-513766-6	BACK PLATE CONFIDANT ASSY BP
15	062-514607-606	Screws & Posts BP Mount w/out key cylinder Confidant RFID - doors 35 to 55 mm
	062-514607-605	Screws and Posts BP Mount w/out key cylinder Confidant RFID - doors 35 to 55 mm
	062-514607-2606	Screws only BP Mount w/out key cylinder Confidant RFID - doors >55 to 75 mm
	062-514607-2605	Screws only BP Mount w/out key cylinder Confidant RFID - doors >55 to 75 mm
	062-514607-3606	Screws only BP Mount w/out key cylinder Confidant RFID - doors >75 to 95 mm
	062-514607-3605	Screws only BP Mount w/out key cylinder Confidant RFID - doors >75 to 95 mm
16	118-513766-7	BACK PLATE CONFIDANT ASSY RM
17	062-514608-626	Screws and Posts Rose w/out Mount key cylinder Confidant RFID - doors 35 to 55 mm
	062-514608-606	Screws and Posts Rose w/out Mount key cylinder Confidant RFID - doors 35 to 55 mm
	062-514608-2626	Screws only Rose Mount w/out key cylinder Confidant RFID - doors >55 to 75 mm
	062-514608-2606	Screws only Rose Mount w/out key cylinder Confidant RFID - doors >55 to 75 mm
	062-514608-3626	Screws only Rose Mount w/out key cylinder Confidant RFID - doors >75 to 95 mm
	062-514608-3606	Screws only Rose Mount w/out key cylinder Confidant RFID - doors >75 to 95 mm
18	062+514343+1	OUTDOOR KIT CONFIDANT RFID EURO PROFILE CYLINDER
	062+514343+2	OUTDOOR KIT CONFIDANT RFID SWISS PROFILE CYLINDER
	062+514343+3	OUTDOOR KIT CONFIDANT RFID NO CYLINDER
19	062+514598+1A	SPINDLE ASSY 8mm X 70mm LONG
	062+514598+1B	SPINDLE ASSY 8mm X 84mm LONG
	062+514598+1C	SPINDLE ASSY 8mm X 91mm LONG
	062+514598+1D	SPINDLE ASSY 8mm X 105mm LONG
	062+514598+1E	SPINDLE ASSY 8mm X 111mm LONG
	062+514598+1F	SPINDLE ASSY 8mm X 125mm LONG
	062+514598+1G	SPINDLE ASSY 8mm X 131mm LONG
	062+514598+2A	SPINDLE ASSY 9mm X 70mm LONG
	062+514598+2B	SPINDLE ASSY 9mm X 84mm LONG
	062+514598+2C	SPINDLE ASSY 9mm X 91mm LONG
	062+514598+2D	SPINDLE ASSY 9mm X 105mm LONG
	062+514598+2E	SPINDLE ASSY 9mm X 111mm LONG
	062+514598+2F	SPINDLE ASSY 9mm X 125mm LONG
	062+514598+2G	SPINDLE ASSY 9mm X 131mm LONG
	062+514598+3A	SPINDLE ASSY 7mm X 70mm LONG
	062+514598+3B	SPINDLE ASSY 7mm X 84mm LONG
	062+514598+3C	SPINDLE ASSY 7mm X 91mm LONG
	062+514598+3D	SPINDLE ASSY 7mm X 105mm LONG
	062+514598+3E	SPINDLE ASSY 7mm X 111mm LONG
	062+514598+3F	SPINDLE ASSY 7mm X 125mm LONG
	062+514598+3G	SPINDLE ASSY 7mm X 131mm LONG

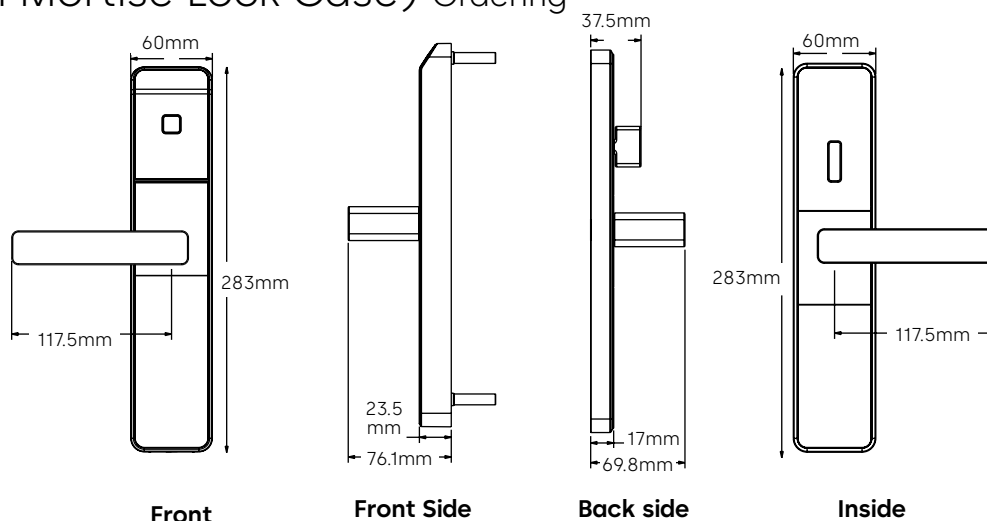
NOTE:

* To configure part, visit www.dormakabalodgingstore.com or contact customer service: 1.800.999.6213 or +1.514.340.9025 / lodging-cs@dormakaba.com

Screws provided for both rose and back plate mounting.
Mounting screw selection applies for rosette mounting.
M5 screws always provided for back plate mounting.

Confidant RFID Kit 2

(European Mortise Lock Case) Ordering



Standard Model Number

C	N	00	0	K	S	-	7	M	C	R	-	N	P	S
Lock Model			Bluetooth		Outside housing Options			Installation Options					Inside housing Options	

Build the model number with the required options

C	N	00				-		M			-			
Lock Model			Bluetooth		Outside housing Options			Installation Options					Inside housing Options	

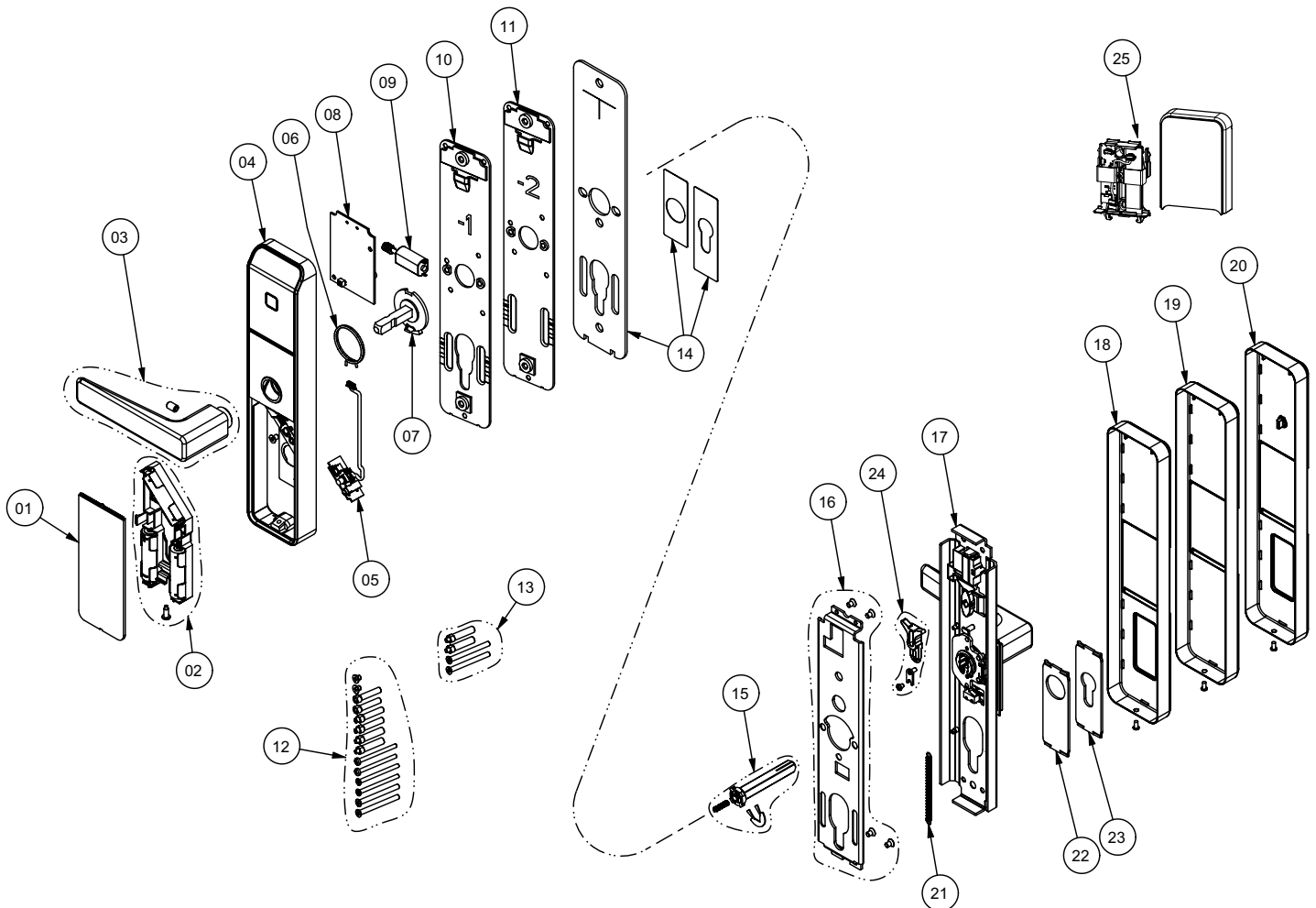
Lock Model			Bluetooth	Outside housing Options		Installation Options				Inside housing Options		
Confidant RFID (Fixed value)	System (Fixed value)	Operating System	Bluetooth	Cylinder Support	Outside Lever	Spindle Kit	Mounting Screw	Finish	Mounting Plate	Cylinder Support	Privacy	Inside Lever
C	N Ilco	00 FDU/ ATLAS	0 NO BLE 1 BLE Ready 2 BLE Enabled D DEMO No BLE E DEMO BLE Enabled H Hilton BLE (Only for Hilton properties)	K Cylinder Support E No Cylinder	S Short Return L Long Return (Approved for EN 179) N No Lever Note: All lever handles compliant with DIN 18273	7 7mm 8 8 mm 9 9 mm (Required for DIN certified locks) B Austria 8.5 mm	M	C Satin Chrome Interior B Satin Brass Interior E Satin Chrome Exterior H Satin Brass Exterior U Satin Chrome Ocean-front	R Rose Mount B Backplate mount	N No cylinder *C Euro profile or Swiss cylinder (No Privacy)	N No Thumbturn, no Privacy P Privacy Thumbturn	S Short Return L Long Return N No Lever Note: All lever handles compliant with DIN 18273

* Inside cylinder support not available with privacy thumbturn option.

(1) Demo locks (D and E) are short lever, satin chrome only.

Confidant RFID Kit 2 (European Mortise Lock Case)

Spare Parts



Confidant RFID Kit 2 (European Mortise Lock Case)

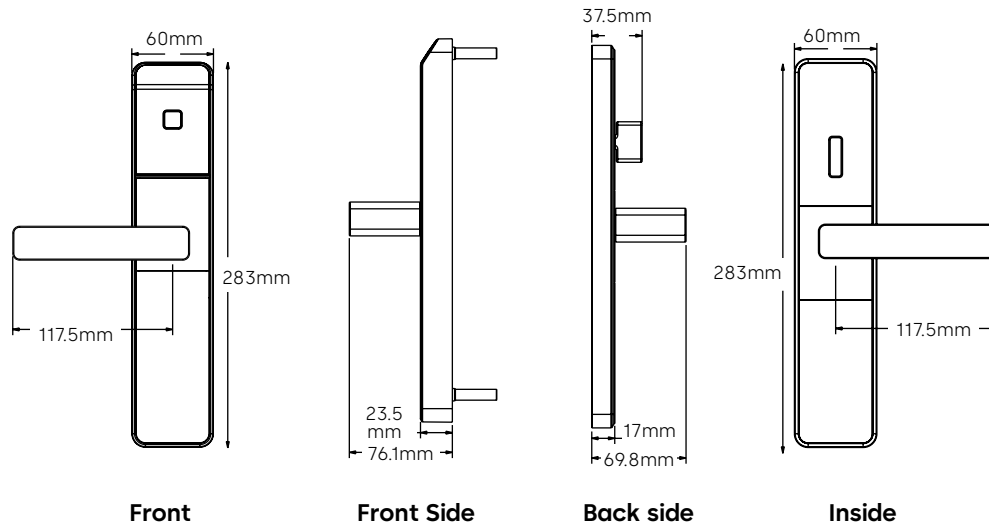
Spare Parts

ITEM NUMBER	PART NUMBER	DESCRIPTION	ITEM NUMBER	PART NUMBER	DESCRIPTION
1	118+513769	Battery door Kit Confidant RFID	15	062-514671-1	Spindle kit 8 mm x 90 mm - doors 35 to 65 mm
2	118+513774+3	Battery holder assy Confidant RFID		062-514671-2	Spindle kit 9 mm x 90 mm - doors 35 to 65 mm
3	069+513776+1626	Lever handle 8 mm w/screw (satin chrome)		062-514671-3	Spindle kit 7 mm x 90 mm - doors 35 to 65 mm
	069+513776+1906	Lever handle 8 mm w/screw (satin brass)		062-514671-4	Spindle kit 8 mm x 120 mm - doors >65 to 95 mm
	069+513776+1828	Lever handle 8 mm w/screw (ocean front chrome)		062+514598+4A	Spindle Kit 8.5mm Confidant Door Thk 35mm - 47mm
	069+513974+4626	Long lever handle 8 mm w/ screw (Satin Chrome)		062+514598+4B	Spindle Kit 8.5mm Confidant Door Thk 43mm - 55mm
	069+513974+4906	Long lever handle 8 mm w/ screw (Satin Brass)		062-514671-5	Spindle kit 9 mm x 120 mm - doors >65 to 95 mm
	069+513974+4828	Long lever handle 8 mm w/ screw (Ocean Front Chrome)		062-514671-6	Spindle kit 7 mm x 120 mm - doors >65 to 95 mm
	062+514994-2630	DIN lever handle 8 mm w/screw & bushing (Stainless steel)		062-514671-7	Spindle kit 9 mm x 95 mm - doors 35 - 55 mm (DIN locks)
4	FCN00xExNNxx10N-xx*	Front lock housing		062-514671-8	Spindle kit 9 mm x 115 mm - doors >55 - 75 mm (DIN locks)
5	064-513764-2	Confidant RFID lock transition PCB w/cable		062-514671-9	Spindle kit 9 mm x 135 mm - doors >75 - 95 mm (DIN locks)
6	012-513751	Lever spring Confidant RFID	16	062-514106	Rose mount back plate and screws
7	118-514116	Outside hub and spindle kit Confidant RFID	17	BCN00xExNxxx1N-xx*	Inside trim kit w/out privacy
8	064-513708-003	Confidant lock main PCB atlas Bluetooth compatible (also for older version E001 PCB replacements)		BCN00xExPxxx1N-xx*	Inside trim kit with privacy and kick off
	064-513708E003	Confidant lock main PCB atlas Bluetooth compatible (Ocean Front) (also for older version E001 PCB replacements)	18	062-514166-2626	Trim plate and contour w/cylinder (satin chrome)
9	063+514042	Motor worm kit Confidant RFID		062-514166-2906	Trim plate and contour w/cylinder (satin brass)
10	118-514318-1	Back plate Confidant RFID key override cylinder		062-514166-6626	Trim plate and contour w/cylinder (satin chrome, Bluetooth version)
11	118-514318-2	Back plate Confidant RFID w/out key override cylinder		062-514166-6906	Trim plate and contour w/cylinder (satin brass, Bluetooth version)
12	062-514995-1	M4 Screws & posts Confidant RFID Rose Mount - doors 35 to 55 mm	19	062-514166-1626	Trim plate and contour (satin chrome)
	062-514995-2	M4 Screws only Confidant RFID Rose Mount - doors > 55 to 75 mm		062-514166-1906	Trim plate and contour (satin brass)
	062-514995-3	M4 Screws only Confidant RFID Rose Mount - doors >75 to 95 mm		062-514166-5626	Trim plate and contour (satin chrome, Bluetooth version)
13	062-514996-1	M5 Screws & posts Confidant RFID Backplate Mount - doors 35 to 55 mm		062-514166-5906	Trim plate and contour (satin brass, Bluetooth version)
	062-514996-2	M5 Screws only Confidant RFID Backplate Mount - doors > 55 to 75 mm	20	062-513975-1626	Trim plate and turn knob (satin chrome)
	062-514996-3	M5 Screws only Confidant RFID Backplate Mount - doors >75 to 95 mm		062-513975-1906	Trim plate and turn knob (satin brass)
14	062+514343+1	Outdoor kit Confidant RFID euro profile cylinder		062-513975-3626	Trim plate and turn knob (satin chrome, Bluetooth version)
	062+514343+2	Outdoor kit Confidant RFID swiss profile cylinder		062-513975-3906	Trim plate and turn knob (satin brass, Bluetooth version)
	062+514343+3	Outdoor kit Confidant RFID no cylinder	21	012-514105	Extension spring
15	062-514671-1	Spindle kit 8 mm x 90 mm - doors 35 to 65 mm	22	062-513956-1	Cylinder trim swiss profile cylinder
	062-514671-2	Spindle kit 9 mm x 90 mm - doors 35 to 65 mm	23	062-513956-2	Cylinder trim euro profile cylinder
	062-514671-3	Spindle kit 7 mm x 90 mm - doors 35 to 65 mm	24	062-514696	Retainer kit
16	062-514671-4	Spindle kit 8 mm x 120 mm - doors >65 to 95 mm	25	118-514870-P	Antenna cover ass'y Confidant
	062+514598+4A	Spindle Kit 8.5mm Confidant Door Thk 35mm - 47mm		118-514870-P-BT-2	Antenna cover ass'y with Bluetooth Confidant
	062+514598+4B	Spindle Kit 8.5mm Confidant Door Thk 43mm - 55mm			

* To configure part, visit www.dormakabalodgingstore.com or contact customer service: 1.800.999.6213 or +1.514.340.9025 / lodging-cs@dormakaba.com

Confidant RFID Kit 3 (European Mortise Lock Case)

Ordering



Standard Model Number																	
C	N	00	0	K	L	—	9	M	C	R	—	N	P	L	B	O	R
Lock Model			Bluetooth	Outside housing Options			Installation Options				Inside Housing Options				Mortise Options		

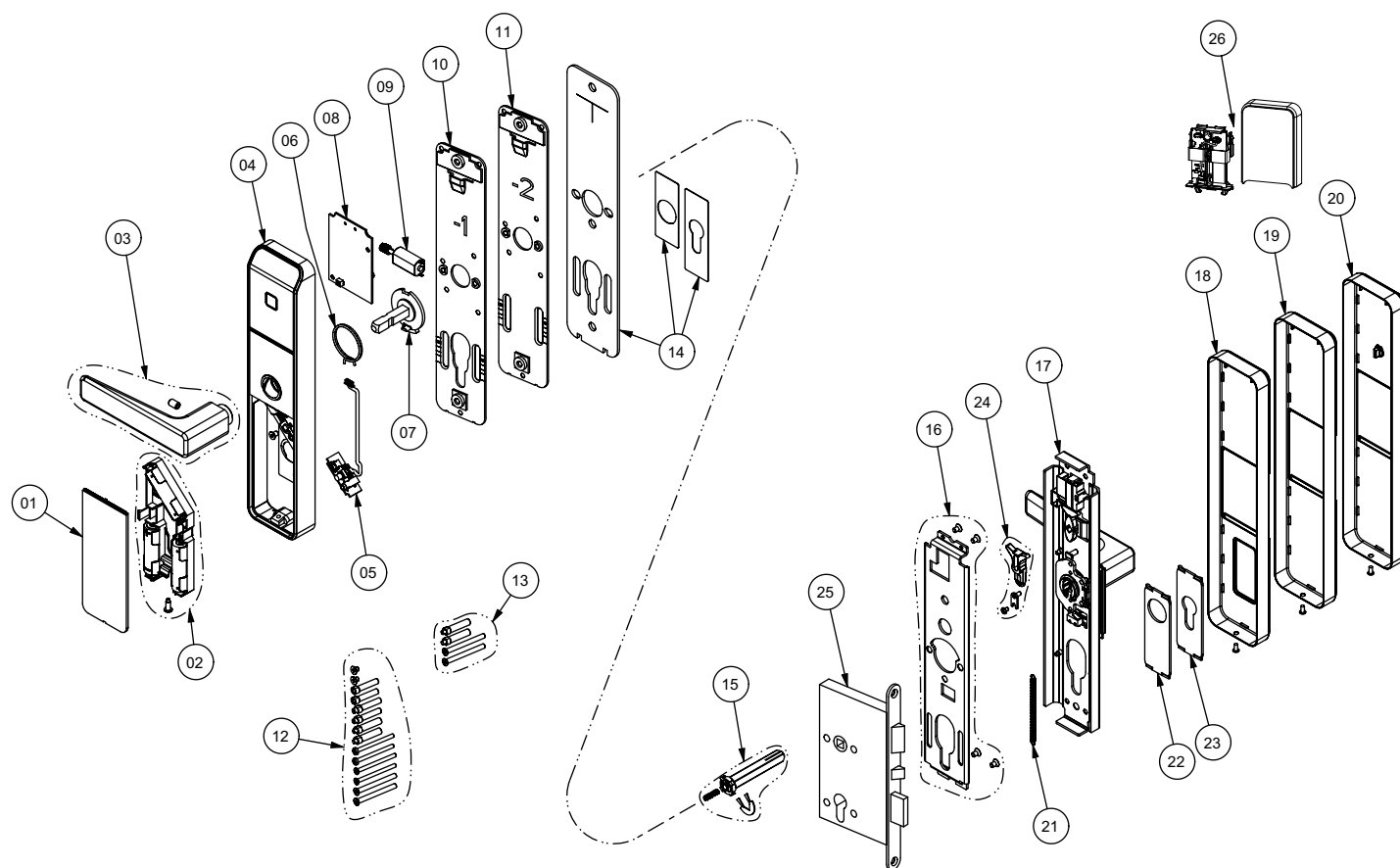
Build the model number with the required options																	
C	N	00				-		M			-					0	
Lock Model			Bluetooth		Outside housing Options		Installation Options			Inside Housing Options			Mortise Options				

Lock Model			Bluetooth	Outside housing Options		Installation Options				Inside Housing Options			Mortise Options		
Confidant RFID (Fixed value)	System (Fixed value)	Operating System	Bluetooth	Cylinder Support	Outside Lever	Spindle Kit	Mounting Screw	Finish	Mounting Plate	Cylinder Support	Privacy	Inside Lever	Model	Deadbolt Functionality	Handling
C	N Ilco	00 FDU/ ATLAS	0 NO BLE 1 BLE Ready 2 BLE Enabled H Hilton BLE (Only for Hilton properties)	K Cylinder Support E No Cylinder	S Short Return (Not approved for EN 179) L Long Return (Approved for EN 179) N No Lever Note: All lever handles compliant with DIN 18273	9 9 mm (Approved for EN179)	M	C Satin Chrome Interior B Satin Brass Interior E Satin Chrome Exterior H Satin Brass Exterior U Satin Chrome Oceanfront	R Rose Mount B Backplate mount	N No cylinder *C Euro profile or Swiss cylinder (No Privacy)	N No Thumbturn, (No Privacy) P Privacy Thumbturn with kickoff	S Short Return L Long Return (Approved for EN 179) N No Lever	B BMH 801 lock case 20mm face plate (approved for EN 179) C BMH 801 lock case 24mm face plate (approved for EN 179)	O Standard Dead Bolt	R RH or LHR L LH or RHR

* Inside cylinder support not available with privacy thumbturn option.

Confidant RFID Kit 3 (European Mortise Lock Case)

Spare Parts



Confidant RFID Kit 3 (European Mortise Lock Case)

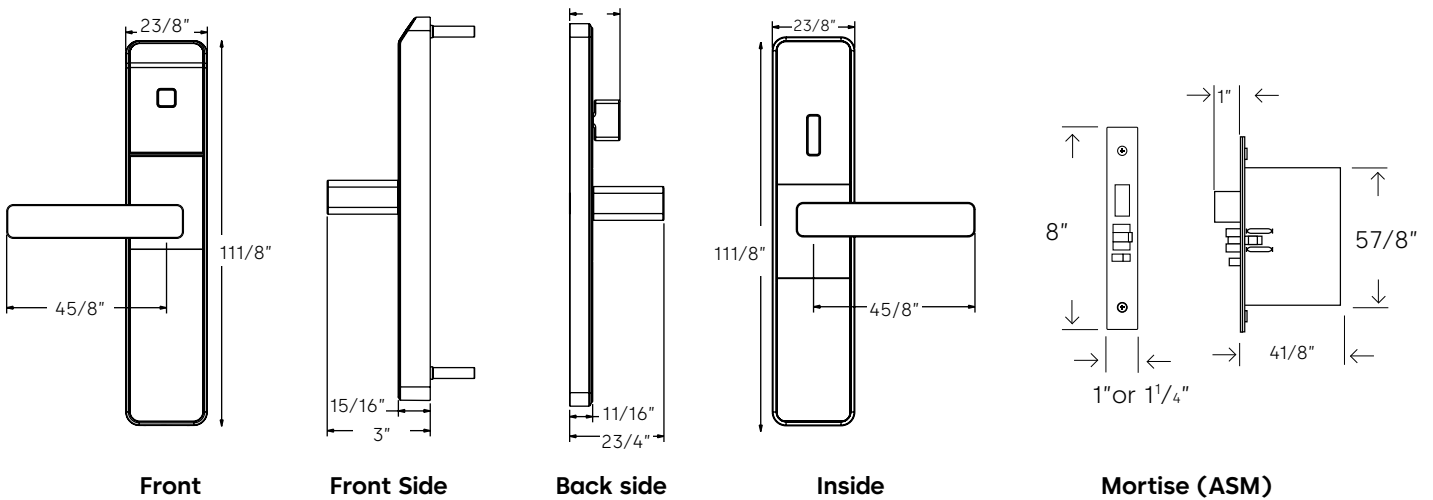
Spare Parts

ITEM NUMBER	PART NUMBER	DESCRIPTION	ITEM NUMBER	PART NUMBER	DESCRIPTION
1	118+513769	Battery door Kit Confidant RFID	15	062-514671-2	Spindle kit 9 mm x 90 mm - doors 35 to 65 mm
2	118+513774+3	Battery holder assy Confidant RFID		062-514671-5	Spindle kit 9 mm x 120 mm - doors
3	069+513776+1626	Lever handle 8 mm w/screw (satin chrome)		062-514671-7	Spindle kit 9 mm x 95 mm - doors 35 to 55 mm
	069+513776+1906	Lever handle 8 mm w/screw (satin brass)		062-514671-8	Spindle kit 9 mm x 115 mm - doors >55 to 75 mm
	069+513776+1828	Lever handle 8 mm w/screw (ocean front chrome)		062-514671-9	Spindle kit 9 mm x 135 mm - doors >75 to 95 mm
	069+513974+4626	Long lever handle 8 mm w/screw (Satin Chrome)	16	062-514106	Rose mount back plate and screws
	069+513974+4906	Long lever handle 8 mm w/screw (Satin Brass)		17	BCN00xExNxxx1N-xx*
	069+513974+4828	Long lever handle 8 mm w/screw (Ocean Front Chrome)	BCN00xExPxxx1N-xx*		Inside trim kit with privacy and kick off
4	062-514994-2630	DIN lever handle 8 mm w/screw & bushing (Stainless steel)	18	062-514166-2626	Trim plate and contour w/cylinder (satin chrome)
	FCN00xExNNxx10N-xx*	Front lock housing		062-514166-2906	Trim plate and contour w/cylinder (satin brass)
5	064-513764-2	Confidant RFID lock transition PCB w/cable		062-514166-6626	Trim plate and contour w/cylinder (satin chrome, Bluetooth version)
6	012-513751	Lever spring Confidant RFID		062-514166-6906	Trim plate and contour w/cylinder (satin brass, Bluetooth version)
7	118-514116	Outside hub and spindle kit Confidant RFID	19	062-514166-1626	Trim plate and contour (satin chrome)
8	064-513708-003	Confidant lock main PCB atlas Bluetooth compatible (also for older version E001 PCB replacements)		062-514166-1906	Trim plate and contour (satin brass)
	064-513708E003	Confidant lock main PCB atlas Bluetooth compatible (Ocean Front) (also for older version E001 PCB replacements)		062-514166-5626	Trim plate and contour (satin chrome, Bluetooth version)
9	063+514042	Motor worm kit Confidant RFID		062-514166-5906	Trim plate and contour (satin brass, Bluetooth version)
10	118-514318-1	Back plate Confidant RFID key override cylinder	20	062-513975-1626	Trim plate and turn knob (satin chrome)
11	118-514318-2	Back plate Confidant RFID w/out key override cylinder		062-513975-1906	Trim plate and turn knob (satin brass)
12	062-514995-1	M4 Screws & posts Confidant RFID Rose Mount - doors 35 to 55 mm		062-513975-3626	Trim plate and turn knob (satin chrome, Bluetooth version)
	062-514995-2	M4 Screws only Confidant RFID Rose Mount - doors > 55 to 75 mm		062-513975-3906	Trim plate and turn knob (satin brass, Bluetooth version)
	062-514995-3	M4 Screws only Confidant RFID Rose Mount - doors >75 to 95 mm	21	012-514105	Extension spring
13	062-514996-1	M5 Screws & posts Confidant RFID Backplate Mount - doors 35 to 55 mm	22	062-513956-1	Cylinder trim swiss profile cylinder
	062-514996-2	M5 Screws only Confidant RFID Backplate Mount - doors > 55 to 75 mm	23	062-513956-2	Cylinder trim euro profile cylinder
	062-514996-3	M5 Screws only Confidant RFID Backplate Mount - doors >75 to 95 mm	24	062-514696	Retainer kit
14	062+514343+1	Outdoor kit Confidant RFID euro profile cylinder	25	062-515016-L630	BMH 801 lock case, 65mm back-set, 20mm faceplate, LH
	062+514343+2	Outdoor kit Confidant RFID swiss profile cylinder		032-515016-R630	BMH 801 lock case, 65mm back-set, 20mm faceplate, RH
	062+514343+3	Outdoor kit Confidant RFID no cylinder		032-515071-L630	BMH 801 lock case, 65mm back-set, 24mm faceplate, LH
26				032-515071-R630	BMH 801 lock case, 65mm back-set, 24mm faceplate, RH
			118-514 870-P	Antenna cover ass'y Confidant	
			118-514870-P-BT-2	Antenna cover ass'y with Bluetooth Confidant	

* To configure part, visit www.dormakabalodgingstore.com or contact customer service: 1.800.999.6213 or +1.514.340.9025 / lodging-cs@dormakaba.com

Confidant RFID (ANSI Mortise Lock Case)

Ordering



Standard Model Number - ASM / ESM (Example)

C	N	00	0	E	L	-	A	M	C	B	-	N	P	C	-	1	0	R
Lock Model			Bluetooth	Outside housing Options			Installation Options					Inside Housing Options				Mortise Options		

Build the model number with the required options

C	N	00		E		-	A	M		B	-	N			-			
Lock Model			Bluetooth	Outside housing Options			Installation Options					Inside Housing Options				Mortise Options		

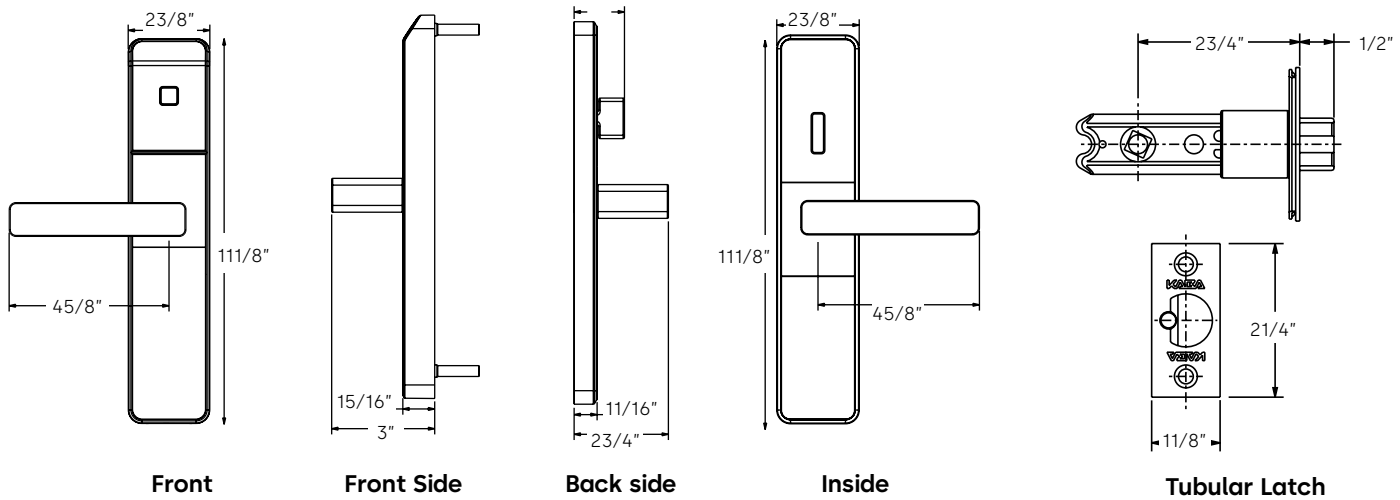
Lock Model			Bluetooth	Outside housing Options		Installation Options				Inside Housing Options			Mortise Options		
Confidant RFID (Fixed value)	System (Fixed value)	Operating System	Bluetooth	Cylinder Support	Outside Lever	Spindle Kit	Mounting Screw	Finish	Mounting Plate	Cylinder Support	Privacy	Inside lever	Model	Deadbolt Functionality	Handing
C	N Ilco	00 FDU/ ATLAS	0 No BLE 1 BLE Ready 2 BLE Enabled D ¹ DEMO No BLE E ¹ DEMO BLE Enabled H Hilton BLE (Only for Hilton properties)	E No Cylinder	S Short L Long Return (California compatible)	A 7.14 mm	M	C Satin Chrome Interior B Satin Brass Interior E Satin Chrome Exterior H Satin Brass Exterior U Satin Chrome Oceanfront	B Backplate mount	N No Cylinder	N No Thumbturn No Privacy P Privacy Thumbturn	C California (non reversible Not available with F Handing Mortise Option) S Short Return	1 ASM 1 1/4" 3 ASM 1"	0 Std. DB (requires privacy) 1 ADB (not available with ESM) 2 No Deadbolt	L LH & RHR w/ S inside lever LH w/ California inside lever R RH & LHR w/ S inside lever RH w/ California inside lever X LHR w/ California inside lever Y RHR w/ California inside lever F Dual handed (RH mortise, 2 strikes) Reversible (not with California inside lever)

* Not available with BLE

(1) Demo locks (D and E) are short lever, satin chrome only.

Confidant RFID (Tubular Latch)

Ordering



Standard Model Number - Tubular Latch (Example)

C	N	00	0	E	S	8	M	C	B	N	P	C	6	N	L
Lock Model	Bluetooth	Outside housing Options	Installation Options	Inside Housing Options	Mortise Options										

Build the model number with the required options

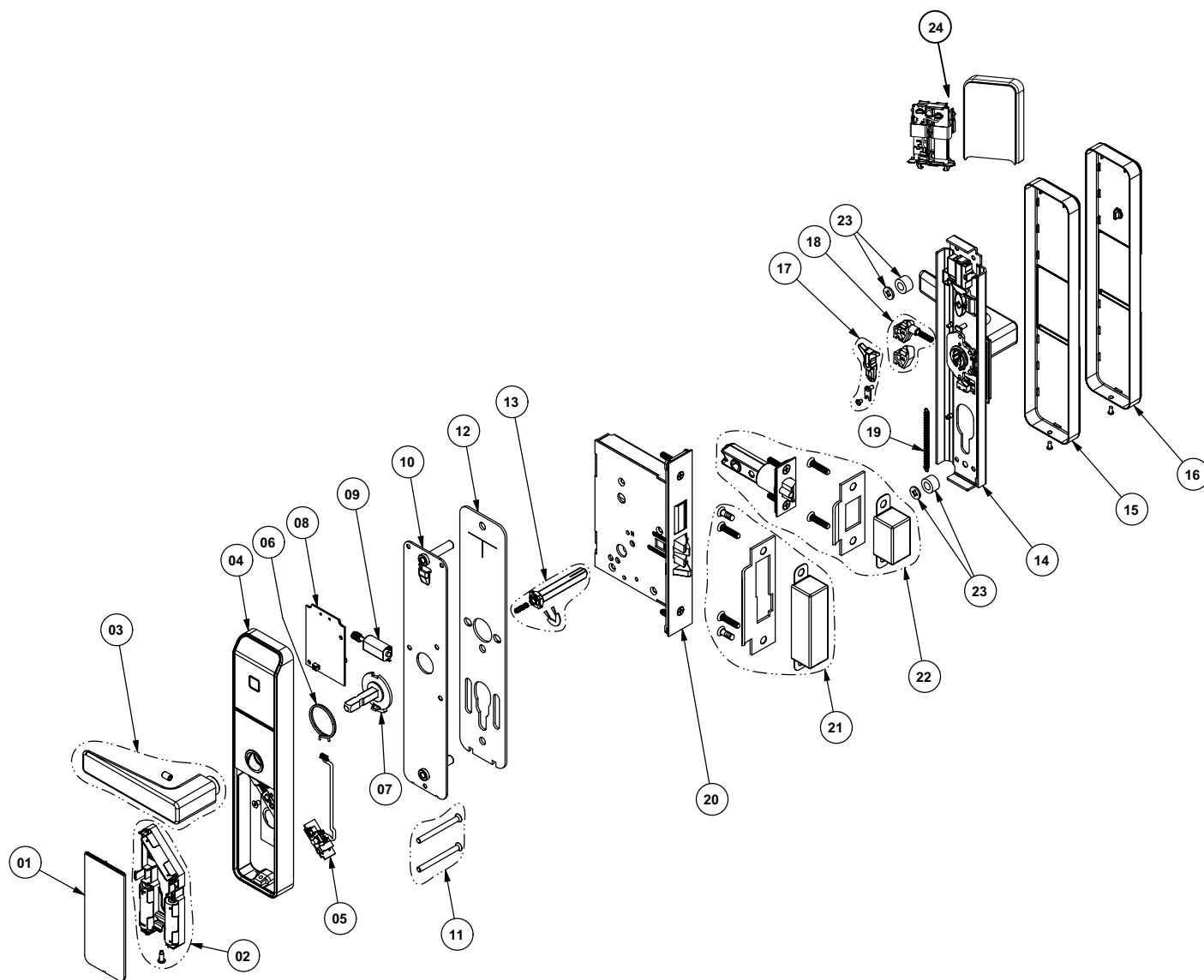
C	N	00		E		8	M		B	N				N	
Lock Model	Bluetooth	Outside housing Options	Installation Options	Inside Housing Options	Mortise Options										

Lock Model			Bluetooth	Outside housing Options		Installation Options				Inside Housing Options			Mortise Options		
Confidant RFID (Fixed value)	System (Fixed value)	Operating System	Bluetooth	Cylinder Support	Outside Lever	Spindle Kit	Mounting Screw	Finish	Mounting Plate	Cylinder Support	Privacy	Inside lever	Model	Deadbolt Functionality	Handing
C	N Ilco	00 FDU/ ATLAS	0 No BLE 1 BLE Ready 2 BLE Enabled D ¹ DEMO No BLE E ¹ DEMO BLE Enabled H Hilton BLE (Only for Hilton properties)	E No Cylinder	S Short L Long Return (California compatible)	8 8 mm	M	C Satin Chrome Interior B Satin Brass Interior E Satin Chrome Exterior H Satin Brass Exterior U Satin Chrome Oceanfront	B Backplate mount	N No Cylinder	N No Thumbturn No Privacy P Privacy Thumbturn With Kickoff	C California (non reversible. Not available with F Handing Mortise Option) S Short	6 Tubular 2 3/4" backset t-strike 7 Tubular 2 3/8" backset t-strike	N None	L LH R RH F Reversible (not with California inside lever)

(1) Demo locks (D and E) are short lever, satin chrome only.

Confidant RFID (ANSI Mortise Lock Case)

Spare Parts



Confidant RFID (ANSI Mortise Lock Case)

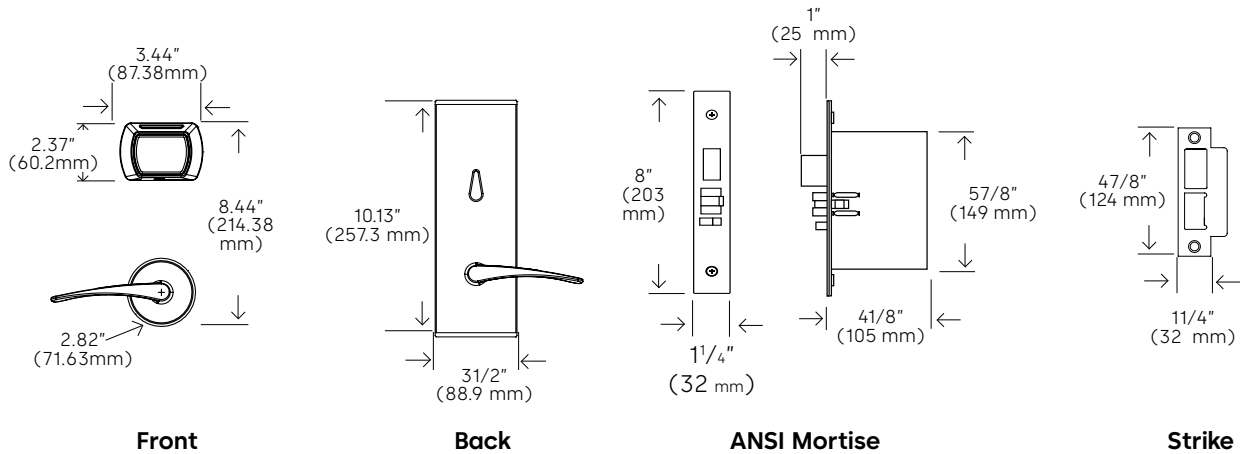
Spare Parts

ITEM NUMBER	PART NUMBER	DESCRIPTION	ITEM NUMBER	PART NUMBER	DESCRIPTION
1	118+513769	BATTERY DOOR ASSY CONFIDANT	1	118+513769	BATTERY DOOR ASSY CONFIDANT
2	118+513774	BATTERY HOLDER ASSY CONFIDANT	2	118+513774	BATTERY HOLDER ASSY CONFIDANT
3	069+513776+1626	LEVER HANDLE 8 mm W/ SCREW (satin chrome)	3	069+513776+1626	LEVER HANDLE 8 mm W/ SCREW (satin chrome)
	069+513776+1906	LEVER HANDLE 8 mm W/ SCREW (satin brass)		069+513776+1906	LEVER HANDLE 8 mm W/ SCREW (satin brass)
4	FCN00-AENNxx10N-xx *	FRONT HOUSING ASSEMBLY	4	FCN00-AENNxx10N-xx *	FRONT HOUSING ASSEMBLY
5	064-513764	CONFIDANT LOCK TRANSITION PCB W/ CABLE	5	064-513764	CONFIDANT LOCK TRANSITION PCB W/ CABLE
6	012-513751	LEVER SPRING CONFIDANT	6	012-513751	LEVER SPRING CONFIDANT
7	118-514116	OUTSIDE HUB AND SPINDLE ASSY CONFIDANT	7	118-514116	OUTSIDE HUB AND SPINDLE ASSY CONFIDANT
8	064-513708-001	CONFIDANT LOCK MAIN PCB ATLAS	8	064-513708-001	CONFIDANT LOCK MAIN PCB ATLAS
9	063+514042	MOTOR WORM ASSY CONFIDANT	9	063+514042	MOTOR WORM ASSY CONFIDANT
10	118-513766-6	BACK PLATE CONFIDANT ASSY BP KEY	10	118-513766-6	BACK PLATE CONFIDANT ASSY BP KEY
11	062-514668-1	Screws BP Confidant kit 2 - doors 1 3/8" to 2 1/2"	11	062-514668-1	Screws BP Confidant kit 2 - doors 1 3/8" to 2 1/2"
	062-514668-2	Screws BP Confidant kit 2 - doors > 2 1/2" to 3 5/8"		062-514668-2	Screws BP Confidant kit 2 - doors > 2 1/2" to 3 5/8"
12	033-513935	Gasket outside housing Confidant RFID	12	033-513935	Gasket outside housing Confidant RFID
13	062-514673-1	Spindle ass'y 9/32"x 3 9/16" - doors 1 3/8" to 2 1/2"	13	062-514673-1	Spindle ass'y 9/32"x 3 9/16" - doors 1 3/8" to 2 1/2"
	062-514673-2	Spindle ass'y 9/32" x 4 3/4" - doors > 2 1/2" to 3 5/8"		062-514673-2	Spindle ass'y 9/32" x 4 3/4" - doors > 2 1/2" to 3 5/8"
14	BCN00-ANNxAx1N-xx*	Inside trim ass'y w/out privacy	14	BCN00-ANNxAx1N-xx*	Inside trim ass'y w/out privacy
	BCN00-ANPxAx1N-xx*	Inside trim ass'y with privacy and kick off		BCN00-ANPxAx1N-xx*	Inside trim ass'y with privacy and kick off
	BCN00-ANDxAx1N-xx*	Inside trim ass'y with privacy no kick off		BCN00-ANDxAx1N-xx*	Inside trim ass'y with privacy no kick off
15	118+514166+1626	Trim plate and contour sub ass'y (satin chrome)	15	118+514166+1626	Trim plate and contour sub ass'y (satin chrome)
	118+514166+1906	Trim plate and contour sub ass'y (satin brass)		118+514166+1906	Trim plate and contour sub ass'y (satin brass)
16	118+513975+1626	Trim plate and turn knob ass'y (satin chrome)	16	118+513975+1626	Trim plate and turn knob ass'y (satin chrome)
	118+513975+1906	Trim plate and turn knob ass'y (satin brass)		118+513975+1906	Trim plate and turn knob ass'y (satin brass)
17	062-514696	Retainer kit	17	062-514696	Retainer kit
18	025-514557	Turn knob stopper	18	025-514557	Turn knob stopper
19	012-514105	Extension spring	19	012-514105	Extension spring
20	M76-xxx1-xxx*	ASM mortise	20	M76-xxx1-xxx*	ASM mortise
21	50413x-6xx-K*	Standard 4 7/8" (124 mm)	21	50413x-6xx-K*	Standard 4 7/8" (124 mm)
22	032-514674	Tubular latch kit	22	032-514674	Tubular latch kit
24	118+513975+1626	Trim plate and turn knob ass'y (satin chrome)	24	118+513975+1626	Trim plate and turn knob ass'y (satin chrome)
	118+513975+1906	Trim plate and turn knob ass'y (satin brass)		118+513975+1906	Trim plate and turn knob ass'y (satin brass)
25	012-514105	Extension spring	25	012-514105	Extension spring
26	025-513956-1	Cylinder trim Swiss profile cylinder	26	025-513956-1	Cylinder trim Swiss profile cylinder
26	025-513956-2	Cylinder trim Euro profile cylinder	26	025-513956-2	Cylinder trim Euro profile cylinder

* To configure part, visit www.dormakabalodgingstore.com or contact customer service: 1.800.999.6213 or +1.514.340.9025 / lodging-cs@dormakaba.com

Ilco Q90 RFID

ANSI Lock 1-1/4" Mortise - Ordering



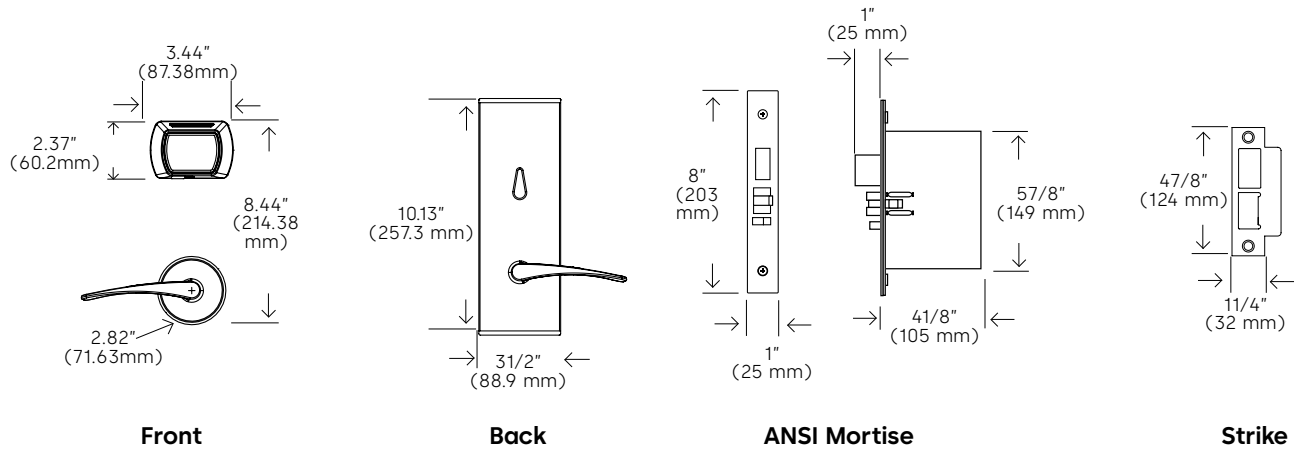
Standard Model (Example)											
Q	9	0	1	0	1	T	E	R	3	0	0 - 6 2 6
Model			Locking Device		Application	Lever Type	Override	Handing	Version	Bluetooth	Door Thickness Finish

Build the model number with the desired options											
Q	9								3		0 -
Model			Locking Device		Application	Lever Type	Override	Handing	Version	Bluetooth	Door Thickness Finish

Model	Locking Device	Application	Lever Type	Override	Handing	Version	Bluetooth	Door Thickness	Finishes
Q90 Hotel Lock Deadbolt operated by the thumbturn. Recommended for guestroom. Q9T Multihousing	23/4" (70mm) Backset 10 ANSI, with 11/4" (32 mm) face plate 16 Auto Deadbolt ANSI with 11/4" (32 mm) face plate	1 INT 2 EXT	T Troy/Troy Front Back	E Electronic	L Left R Right X Left Reverse Y Right Reverse	3 Contactless Reader	0 BLE Compatible 1 BLE Ready 2 BLE Enabled (soon available)	0 1-3/4" (44mm) 1 1-3/8" (35-40mm) 2 2-1/4" (57.2mm) 3 2-3/8" (60.3mm) 4 2-1/2" (63.5mm) 5 (85mm) 7 2-3/4"-3" (73mm-76mm) A (100mm) B (77mm) D 2" (55mm)	626 Satin Chrome 606 Satin Brass
Q91 Storeroom Lock Inactive deadbolt, No thumbturn, no privacy. Recommended for closets or common areas. Or Q92 Office Lock Inactive deadbolt. Privacy activated with thumbturn. Recommended for offices.	12 ANSI, with 11/4" (32 mm) face plate		E Elevon/Elevon Front Back						
			G Gala/Gala Front Back						
Q93 Dummy Lock For aesthetic use only.	00 No locking mechanism								

Ilco Q90 RFID

ANSI Lock 1" Mortise - Ordering






Standard Model (Example)

Q	9	0	1	1	1	T	E	L	3	0	0 - 6 2 6
Model	Locking Device	Application	Lever Type	Override	Handing	Version	Bluetooth	Door Thickness	Finish		

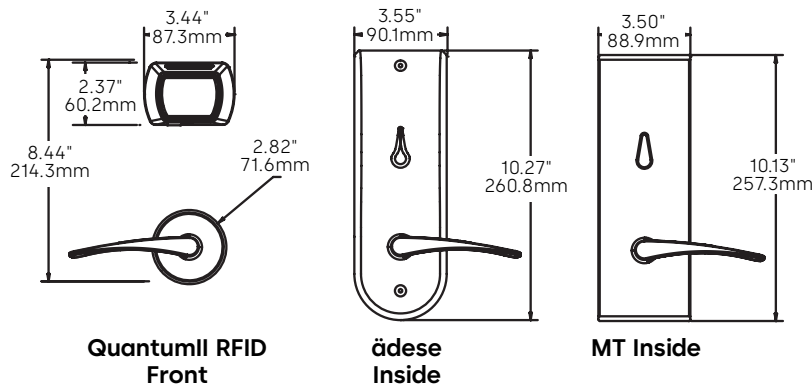
Build the model number with the desired options

Q	9						3			-			
Model	Locking Device	Application	Lever Type	Override	Handing	Version	Bluetooth	Door Thickness	Finish				

Model	Locking Device	Application	Lever Type	Override	Handing	Version	Bluetooth	Door Thickness	Finishes
Q90 Hotel Lock Deadbolt operated by the thumbturn. Recommended for guestroom. Q9T Multihousing	23/4" (70mm) Backset 11 ANSI, with 1" (25 mm) face plate 17 Auto Deadbolt ANSI with 1" (25.4 mm) face plate	1 INT 2 EXT	T Troy/Troy Front Back 	E Electronic	L Left R Right X Left Reverse Y Right Reverse	3 Contactless Reader	0 BLE Compatible 1 BLE Ready 2 BLE Enabled (soon available)	0 1-3/4" (44mm) 1 1-3/8" (35-40mm) 2 2-1/4" (57.2mm) 3 2-3/8" (60.3mm) 4 2-1/2" (63.5mm) 5 (85mm) 7 2-3/4"-3" (73mm-76mm) A (100mm) B (77mm) D 2" (55mm)	626 Satin Chrome 606 Satin Brass
Q91 Storeroom Lock Inactive deadbolt, No thumbturn, no privacy. Recommended for closets or common areas. Or Q92 Office Lock Inactive deadbolt. Privacy activated with thumbturn. Recommended for offices.	13 ANSI, with 1" (25 mm) face plate		E Elevon/Elevon Front Back 						
			G Gala/Gala Front Back 						
Q93 Dummy Lock For aesthetic use only.	00 No locking mechanism								

Saflok QuantumII RFID

Ordering



Standard Model (Example) (Continue building the model number to the right)

Model	Version	Locking Mechanism	Communication	Application	Lever	Handing	
Q	R	1	1	N	A	L	
		Mortise	Faceplate	Primary	Secondary	Type	Position

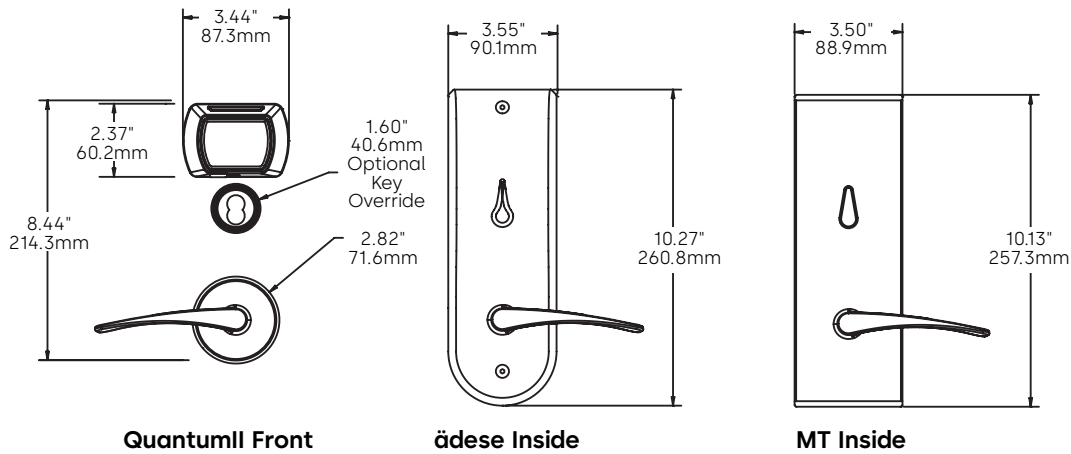
Build the model number with the desired options (Continue building the model number to the right)

Model	Version	Locking Mechanism	Communication	Application	Lever	Handing	
Q	1						
		Mortise	Faceplate	Primary	Secondary	Type	Position

Style	Version	Locking Mechanism		Communication		Application	Lever		Handing
		Mortise	Faceplate	Primary	Secondary		Type	Position	
QR QuantumII MT QP QuantumII ad se	1	ASM:	ASM:	N	A	0	A	0	L
		1	1	No Primary	BLE Compatible	Interior	Arc	Standard	Left Hand
		2	2	Primary Ready	BLE Ready	Exterior	C	1	Right Hand
		3	2	A	BLE Enabled	Heavy	E	Vert I/S	Left Hand
		Utility	1" (25 mm)	Zigbee	Hilton BLE*		G		Reverse
		4	Dummy:	North America (158mW)	D		K		Right Hand
		Standard DAJ	Dummy (no faceplate)	B	Hilton BLE Mod Bracket		P		Reverse
		5		Zigbee Europe / Asia (10mW)	G		T		
		ADB DAJ		C	BLE Mod Bracket				
		6		Zigbee International (87mW)	H				
		Utility DAJ		D	Hilton BLE Mod Bracket*				
		7		E	Dummy:				
		Utility ADB		F	N				
		8		Inncom RF	No Secondary (for Dummy Only)				
		Utility ADB DAJ		H	*Hilton BLE (only for Hilton properties)				
		9		Crestron					

Saflok QuantumII Mechanical Key Override (MKO)

Ordering



Standard Model (Example) (Continue building the model number to the right)

Model		Version	Locking Mechanism		Communication		Application	Lever	Handing	
<div>Q</div>	<div>R</div>	<div>1</div>	<div>M</div>	<div>1</div>	<div>N</div>	<div>A</div>	<div>0</div>	<div>A</div>	<div>0</div>	<div>L</div>
			Mortise	Faceplate/Cylinder	Primary	Secondary		Type	Position	

Build the model number with the desired options (Continue building the model number to the right)

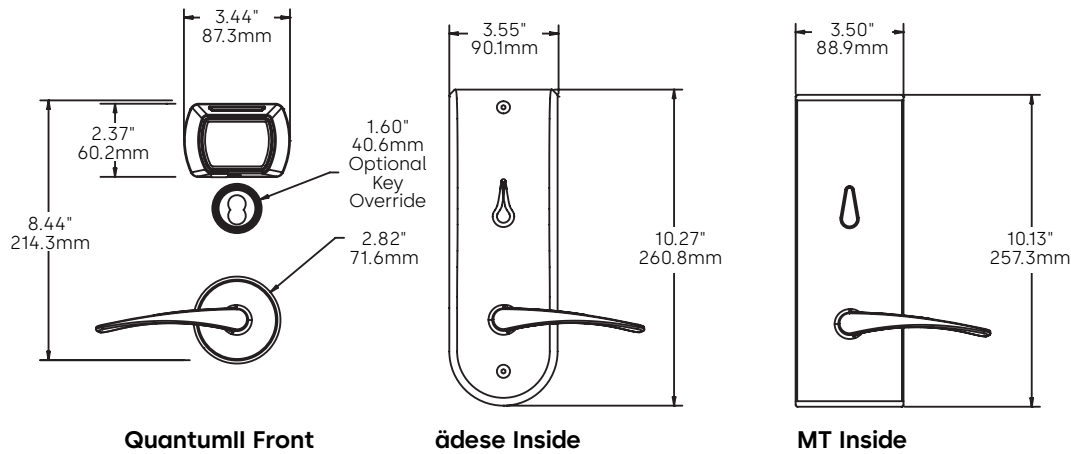
Model	Version	Locking Mechanism		Communication		Application	Lever	Position	Handing	
<div><div>Q</div><div></div></div>	<div><div>1</div><div></div></div>	-	<div><div></div><div>Mortise</div></div>	<div><div></div><div>Faceplate/Cylinder</div></div>	<div><div></div><div>Primary</div></div>	<div><div></div><div>Secondary</div></div>	<div><div></div><div></div></div>	<div><div></div><div>Type</div></div>	<div><div></div><div></div></div>	<div><div></div><div></div></div>

Style	Version	Locking Mechanism Mortise	Mechanism Faceplate/Cylinder	Communication		Application	Lever		Handing
				Primary	Secondary		Type	Position	
QR QuantumII MT	1	M MKO	1 1 ¼" (32mm) No Cylinder	N No Primary	A BLE Compatible	0 Interior E Exterior	A Arc	0 Standard	L Left Hand
		N MKO Utility	3 1 ¼" (32mm) Non removable core Keyed differently	X Primary Ready	B BLE Ready		C Continental	1 Vert I/S	R Right Hand
QP QuantumII ad se		P MKO NDB	5 1 ¼" (32mm) Non removable core Keyed alike	A Zigbee North America (158mW)	D Hilton BLE*		E Elevon		X Left Hand Reverse
		R MKO NDB Utility	7** 1 ¼" (32mm) SFIC	B Zigbee Europe / Asia (10mW)	G BLE Mod Bracket		H Hilton BLE Mod Bracket*		G Gala
			2 1" (25mm) No Cylinder	C Zigbee International (87mW)	*Hilton BLE (only for Hilton properties)		K Regal Knob		
			4 1" (25mm) Non removable core Keyed differently	D Inncom RF			P Apogee		
			6 1" (25mm) Non removable core Keyed alike	E Crestron			T Troy		
			8** 1" (25mm) SFIC	F Telkonet					
				H Zigbee G2 NorthAmerica					
				J Zigbee G2 Europe/Asia					
				K Zigbee G2 International					
				L telkonet G2					
Note: **Option 7 and 8 SFIC cylinder does not include core				*Only available with Zigbee G2					

Note: **Option 7 and 8 SFIC cylinder does not include core

Saflok QuantumII Mechanical Key Override (MKO)

Ordering



Standard Model (Example) (Continued)

Door Size				Optional Adjustment		Finish	
<div>A</div>	<div>N</div>	<div>O</div>	<div>O</div>		<div>O</div>	<div>O</div>	<div>B</div> <div>B</div>
Thickness	Offset	Outside	Inside	Special Hardware/Functionality		Packout	

Build the model number with the desired options (Continued)

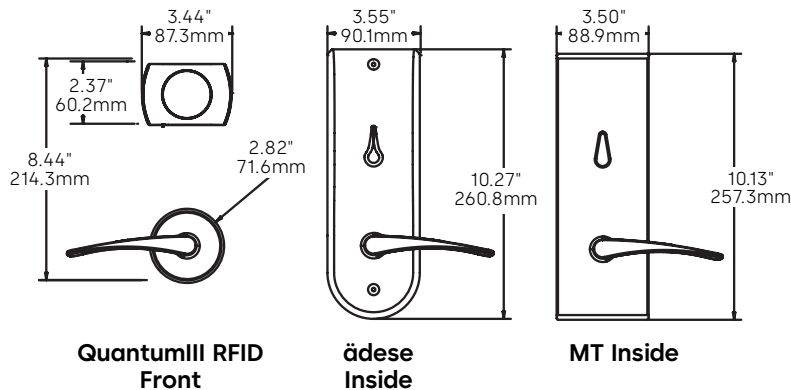
Door Size		Optional Adjustment			Finish	
<div></div>	<div>N</div>	<div>O</div>	<div></div>	<div></div>	<div></div>	<div></div>
Thickness	Offset	Outside	Inside	Special Hardware/Functionality	Packout	

Door Size		Optional Adjustment				Finish
Thickness	Offset	Outside	Inside	Special Hardware/Functionality	Packout	
A 1.75" (44mm)	N No Offset	O Standard	O Standard	O Standard	O Standard	BB Bright Brass
B* 1.38" (35-40mm)			A FS Housing/Thumbturn*	A Escape Return**	A Custom Strike	BC Bright Chrome
C 2.00" (51mm)			B FS Housing/ MT Thumbturn*	B Tamper Switch	B Ocean Shipment	BK Black
D 2.25" (57mm)			C FS Housing/äde-se Thumbturn*	T Toggle (MT Only)	C Ocean/Custom Strike	OZ Dark Mahogany
E 2.38" (60mm)			D FS Housing/(No thumbturn)*	D Dress Ring	D Ocean/Australia Strike	SC Satin Chrome
F 2.50" (63.5mm)			F FS Thumbturn	** Escape return for MT I/S only.	E Demo Lock*	SN Satin Nickel
G 2.87"-3.00" (73-76mm)					*Demo Lock only available in 1-¾" RH door Demo only with KD cylinder	SB Satin Brass
H 3.03" (77mm)				*BLE not available with FS housing. FS housing only available with äde-se locks		*Knob only available in BB, BS, SB, SS *AB only available with äd se I/S *FS option not available in BB, BK, OZ, or SB *Continental not available in SN *Only SC, BC, OZ, and BK approved for exterior application
J 3.35" (85mm)						
K 3.90" (100mm)						
äde-se only available in ADB or Utility for door thickness greater than 2.00" (51mm)						

Note: * 1" Faceplate required for 1.38" (35-40mm) door size
 FS housing and Dress Ring on select finishes and ädese only
 Heavy on ädese only, satin chrome only
 Some listed lever options are not available in all finishes
 Over 2.00 [51mm] or custom door size must include A, C, or D packout option so that standard strike is not included

Saflok QuantumIII RFID

Ordering



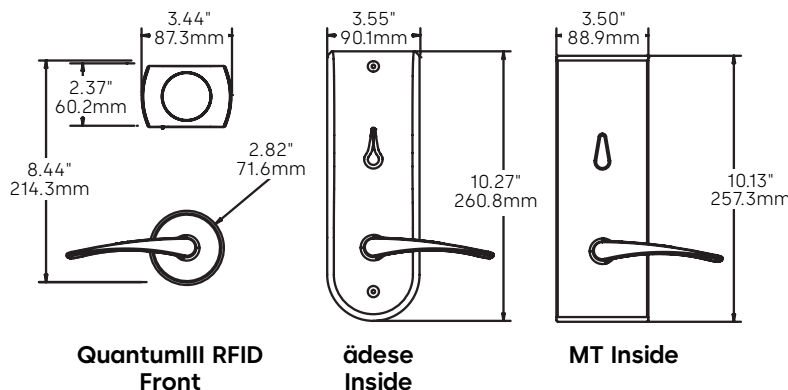
Standard Model (Example) (Continue building the model number to the right)									
Model	Version	Locking Mechanism		Communication		Application	Lever	Handing	
Q	T	1	1	1	N	A	0	A	0
		Mortise	Faceplate	Primary	Secondary		Type	Position	

Build the model number with the desired options (Continue building the model number to the right)									
Model	Version	Locking Mechanism		Communication		Application	Lever	Handing	
Q	1								
		Mortise	Faceplate	Primary	Secondary		Type	Position	

Style	Version	Locking Mechanism		Communication		Application	Lever		Handing
		Mortise	Faceplate	Primary	Secondary		Type	Position	
QT QuantumIII MT QU QuantumIII ädesse	1	ASM:	ASM:	N	A	0	A	0	L
		1	1	No Primary	BLE Compatible	Interior	Arc	Standard	Left Hand
		Standard	1 1/4" (32 mm)	X	BLE Ready	Exterior	C	1	Right Hand
		2	2	Primary Ready	BLE Enabled	Heavy	E	Vert I/S	X
		ADB	1" (25 mm)	A	BLE Mod Bracket		G		Left Hand
		3	Dummy:	Zigbee North America (158mW)	Hilton BLE*		K		Reverse
		Utility	Dummy (no faceplate)	B	BLE Mod Bracket		P		Y
		4		Zigbee Europe / Asia (10mW)	Hilton BLE Mod Bracket*		T		Right Hand
		Standard DAJ		C	Dummy:				Reverse
		ADB DAJ		D	No Secondary (for Dummy Only)				
		5		Zigbee International (87mW)	*Hilton BLE (only for Hilton properties)				
		Utility DAJ		E					
		6		Inncom RF					
		Utility ADB		F					
		7		Crestron					
		Utility ADB DAJ		H					
		8		Telkonet					
		NDB		J					
		A		Zigbee G2 NorthAmerica					
		NDB Utility		K					
		B		Zigbee G2 Europe/Asia					
		NDB DAJ		L					
		C		Telkonet G2					
		NDB UTL DAJ		*Only available with Zigbee G2					
		Dummy:							
		D							
		Dummy							

Saflok QuantumIII RFID

Ordering



Standard Model (Example) (Continued)

Door Size	Optional Adjustment	Finish
A Thickness	O Special Hardware/Functionality	A B Finish
N Offset		
O Outside		
O Inside		

Build the model number with the desired options (Continued)

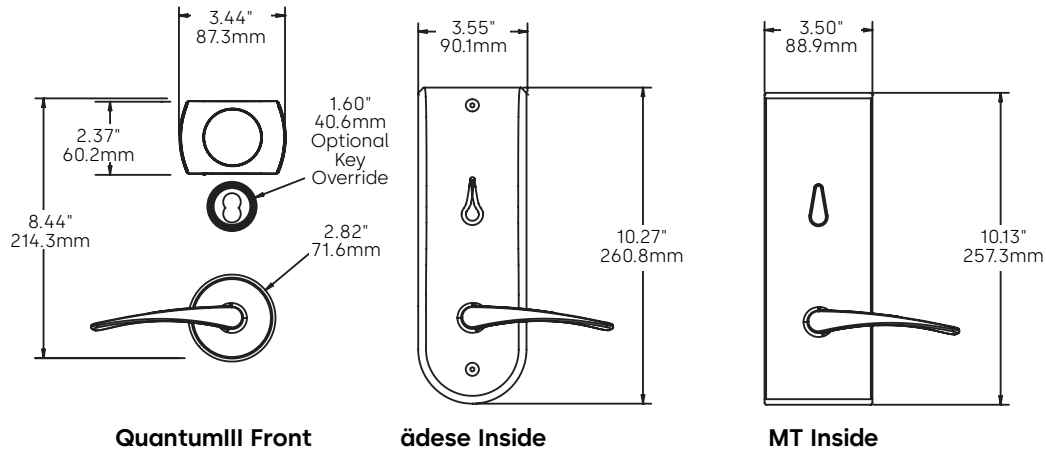
Door Size	Optional Adjustment	Finish
N Offset		
O Outside		

Door Size		Optional Adjustment				Finish
Thickness	Offset	Outside	Inside	Special Hardware/Functionality	Packout	
A 1.75" (44mm)	N No Offset	O Standard	O Standard	O Standard	O Standard	AB Antique Brass
B* 1.38" (35-40mm)			A FS Housing/Thumbturn*	A Escape Return**	A Custom Strike	BB Bright Brass
C 2.00" (51mm)			B FS Housing/MT Thumbturn*	B Tamper Switch	B Ocean Shipment	BC Bright Chrome
D 2.25" (57mm)			C FS Housing/ä d se Thumbturn*	T Toggle (MT only)	C Ocean/Custom Strike	BK Black
E 2.38" (60mm)			D FS Housing/Utility (Turn Piece Plug)	D Dress Ring	D Ocean/Australia Strike	OZ Dark Mahogany
F 2.50" (63.5mm)			F FS Thumbturn*	M Dummy w/ Messenger Cap	E Demo Lock*	SC Satin Chrome
G 2.87"-3.00" (73-76mm)				N Dummy w/ Double Messenger Cap		SN Satin Nickel
H 3.03" (77mm)			*BLE not available with FS housing. FS housing only available with ä d se locks	** Escape return for MT I/S only.	*Demo lock only available in 1-3/4" RH door	SB Satin Brass
J 3.35" (85mm)						*Knob only available in BB, BS, SB, SS
K 3.90" (100mm)						*AB only available with ä d se I/S
ä d se only available in ADB or Utility for door thickness greater than 2.00" (51mm)						*FS option not available in BB, BK, OZ, or SB
						*Continental not available in SN
						*Only SC, BC, OZ, and BK approved for exterior application

Note: * 1" Faceplate required for 1.38" (35-40mm) door size
 FS housing and Dress Ring on select finishes and ä d se only
 Heavy on ä d se only, satin chrome only
 Messenger locks to be configured with DAJ mortise for optimal functionality
 Some listed lever options are not available in all finishes
 Over 2.00 [51mm] or custom door size must include A, C, or D packout option so that standard strike is not included

Saflok QuantumIII Mechanical Key Override (MKO)

Ordering



Standard Model (Example) (Continue building the model number to the right)

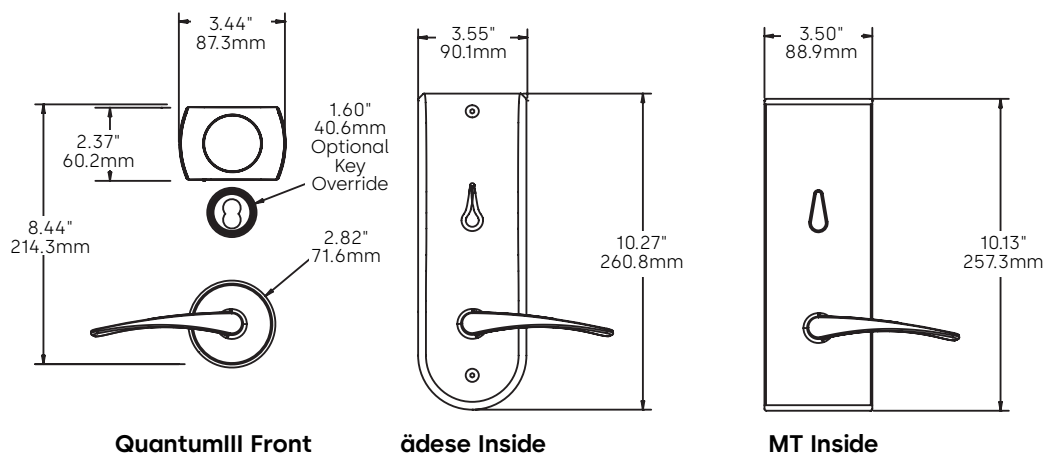
Model		Version	Locking Mechanism		Communication		Application	Lever	Handing		
Q	T	1	-	M	1	N	A	0	A	0	L
				Mortise	Faceplate/Cylinder	Primary	Secondary		Type	Position	

Build the model number with the desired options (Continue building the model number to the right)

Model	Version	Locking Mechanism		Communication		Application	Lever	Position	Handing
<div><div>Q</div><div></div></div>	<div>1</div>	-	<div></div>	<div></div>	<div></div>	<div></div>	<div></div>	<div></div>	<div></div>
		Mortise	Faceplate/Cylinder	Primary	Secondary		Type	Position	

Style	Version	Locking Mechanism Mortise	Faceplate/Cylinder	Communication		Application	Lever		Handing
				Primary	Secondary		Type	Position	
QT QuantumIII MT	1	M MKO	1 1 ¼" (32mm) No Cylinder	N No Primary	A BLE Compatible	0 Interior E Exterior	A Arc	0 Standard	L Left Hand
QU QuantumIII ädesse		N MKO Utility	3 1 ¼" (32mm) Non removable core Keyed differently	X Primary Ready	B BLE Ready		C Continental	1 Vert I/S	R Right Hand
		P MKO NDB		A Zigbee North America (158mW)	D Hilton BLE*		E Eleven		X Left Hand Reverse
		R MKO NDB Utility	5 1 ¼" (32mm) Non removable core Keyed Alike	B Zigbee Europe / Asia (10mW)	G BLE Mod Bracket		G Gala		Y Right Hand Reverse
			7** 1 ¼" (32mm) SFIC	C Zigbee International (87mW)	H Hilton BLE Mod Bracket*		K Regal Knob		
			2 1" (25mm) No Cylinder	D Inncom RF			P Apogee		
			4 1" (25mm) Non removable core Keyed differently	E Crestron			T Troy		
			6 1" (25mm) Non removable core Keyed Alike	F Telkonet					
			8** 1" (25mm) SFIC	H Zigbee G2 NorthAmerica					
				J Zigbee G2 Europe/Asia					
				K Zigbee G2 International					
				L Telkonet G2 *Only available with Zigbee G2					
Note: **Option 7 and 8 SFIC cylinder does not include core									

Ordering



Door Size

A

Thickness

N

Offset

0

Outside

0

Inside

Optional Adjustment

0

Special Hardware/Functionality

0

Packout

Finish

B	B
---	---

Door Size

1

Thickness

N

Offset

0

Outside

7

Inside

Optional Adjustment

7

Special Hardware/Functionality

--	--

Packout

Finish

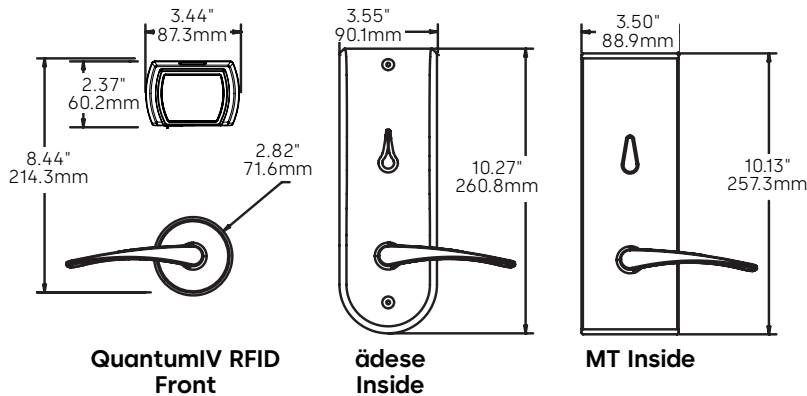
--	--

Door Size		Optional Adjustment				Finish
Thickness	Offset	Outside	Inside	Special Hardware/Functionality	Packout	
A 1.75" (44mm)	N No Offset	O Standard	O Standard	O Standard	O Standard	AB Antique Brass
B* 1.38" (35-40mm)			A FS Housing/Thumbturn	A Escape Return**	A Custom Strike	BB Bright Brass
C 2.00" (51mm)			B FS Housing/MT Thumbturn	B Tamper Switch	B Ocean Shipment	BC Bright Chrome
D 2.25" (57mm)			C FS Housing/äd se Thumbturn	T Toggle (MT Only)	C Ocean/Custom Strike	BK Black
E 2.38" (60mm)			D FS Housing/Utility (No Thumbturn)*	D Dress Ring	D Ocean/Australia Strike	OZ Dark Mahogany
F 2.50" (63.5mm)				** Escape return for MT I/S only.	E Demo Lock*	SC Satin Chrome
G 2.87"-3.00" (73-76mm)			*BLE not available with FS housing. FS housing only available with äd se locks		*Demo Lock only available in 1-¾" RH door Demo only with KD cylinder	SN Satin Nickel
H 3.03" (77mm)						SB Satin Brass
J 3.35" (85mm)						*Knob only available in BB, BS, SB, SS
K 3.90" (100mm)						*AB only available with ädese I/S
äd se only available in ADB or Utility for door thickness greater than 2.00" (51mm)						*FS option not available in BB, BK, OZ, or SB
						*Continental not available in SN
						*Only SC, BC, OZ, and BK approved for exterior application

Note: * 1" Faceplate required for 1.38" (35-40mm) door size
FS housing and Dress Ring on select finishes and \ddot{a} d se only
Heavy on \ddot{a} d se only, satin chrome only
Some listed lever options are not available in all finishes
Over 2.00 [51mm] or custom door size must include A, C, or D packout option so that standard strike is not included

Saflok QuantumIV RFID

Ordering



Standard Model (Example) (Continue building the model number to the right)

Model	Version	Locking Mechanism		Communication		Application	Lever	Handing	
<div>Q</div>	<div>1</div>	<div>1</div>	<div>1</div>	<div>N</div>	<div>A</div>	<div>0</div>	<div>A</div>	<div>0</div>	<div>L</div>
		Mortise	Faceplate	Primary	Secondary		Type	Position	

Build the model number with the desired options (Continue building the model number to the right)

Model	Version	Locking Mechanism		Communication		Application	Lever		Handing	
<div><div>Q</div><div></div></div>	<div><div>1</div><div></div></div>	-	<div><div></div><div>Mortise</div></div>	<div><div></div><div>Faceplate</div></div>	<div><div></div><div>Primary</div></div>	<div><div></div><div>Secondary</div></div>	<div><div></div><div></div></div>	<div><div></div><div>Type</div></div>	<div><div></div><div>Position</div></div>	<div><div></div><div></div></div>

Style	Version	Locking Mechanism		Communication		Application	Lever		Handing
		Mortise	Faceplate	Primary	Secondary		Type	Position	
QF QuantumIV MT QG QuantumIV ädesse	1	ASM:	ASM:	N	A	0	A	0	L
		1	1	No Primary**	BLE Compatible	Interior	Arc	Standard	Left Hand
		Standard	1 1/4" (32 mm)	X	BLE Ready	Exterior	C	1	Right Hand
		2	2	Primary Ready**	BLE Ready	Heavy	E	Vert I/S	X
		ADB	1" (25 mm)	D	BLE Enabled		Elevon		Left Hand
		3	Dummy:	Inncom RF	Hilton BLE*		G		Reverse
		Utility	Dummy (no faceplate)	H	BLE Mod Bracket		Gala		Y
		4		Zigbee	Hilton BLE Mod Bracket*		P		Right Hand
		Standard DAJ		G2 North America***			Apogee		Reverse
		5		J			Troy		
		ADB DAJ		Zigbee G2					
		6		Europe/Asia***					
		Utility DAJ		K					
		7		Zigbee G2 International***					
		Utility ADB		L					
		8		Telkonet G2***					
		Utility ADB DAJ							
		9							
		NDB							
		A							
		NDB Utility							
		B							
		NDB DAJ							
		C							
		NDB UTL DAJ							
		Dummy:							
		D							
		Dummy							

** If no primary communication, use "X" primary ready when lock is BLE ready or enabled with double end cap

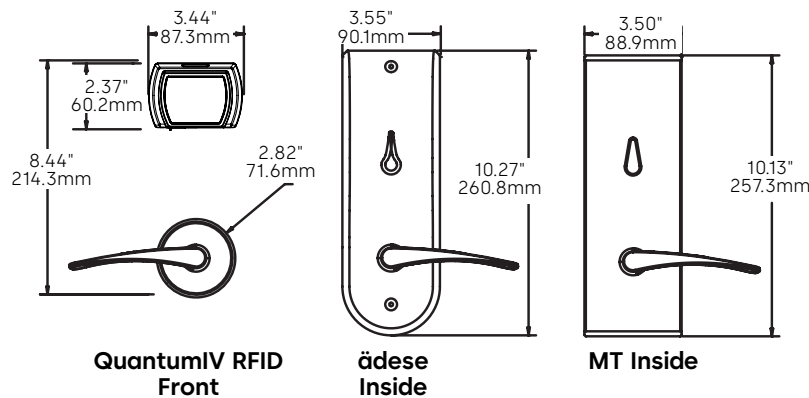
D and mortise is DAJ, MKO or EURO; otherwise use "N" No Primary.

*** Zigbee G1 not available for QuantumIV

[BACK to Table of Contents](#)

Saflok QuantumIV RFID

Ordering



Standard Model (Example) (Continued)

Door Size	Optional Adjustment	Finish
A Thickness	N Offset	O Outside
N Offset	O Inside	O Special Hardware/Functionality
O Outside	O Packout	S Finish
O Inside		C Finish

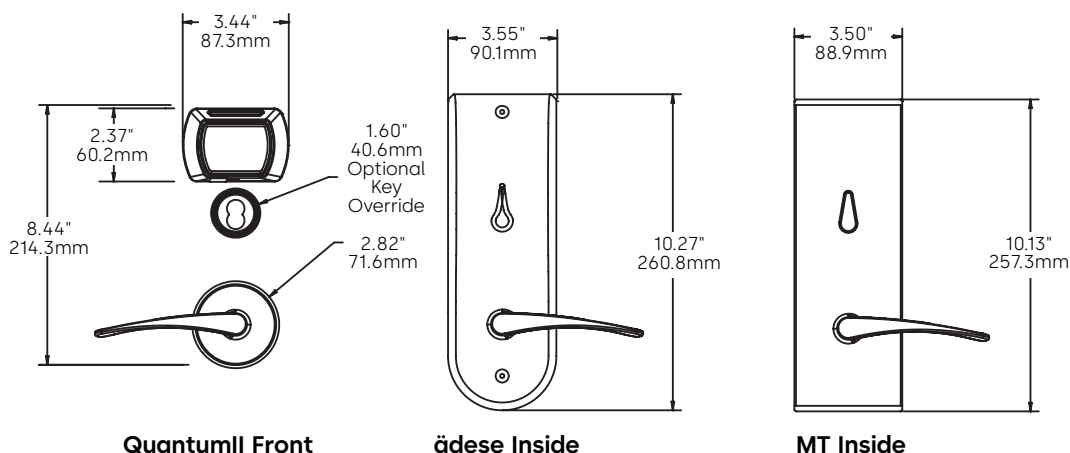
Build the model number with the desired options (Continued)

Door Size	Optional Adjustment	Finish
A Thickness	N Offset	O Outside
N Offset	O Inside	O Special Hardware/Functionality
O Outside	O Packout	S Finish
O Inside		C Finish

Door Size		Optional Adjustment				Finish
Thickness	Offset	Outside	Inside	Special Hardware/Functionality	Packout	
A 1.75" (44mm)	N No Offset	O Standard	O Standard	O Standard	O Standard	BC Bright Chrome
B* 1.38" (35-40mm)			A FS Housing/Thumbturn*	A Escape Return**	A Custom Strike	BK Black
C 2.00" (51mm)			B FS Housing/MT Thumbturn*	B Tamper Switch	B Ocean Shipment	OZ Dark Mahogany
D 2.25" (57mm)			C FS Housing/äd se Thumbturn*	T Toggle (MT only)	C Ocean/Custom Strike	SC Satin Chrome
E 2.38" (60mm)			D FS Housing/äd se Thumbturn*	D Dress Ring	D Ocean/Australia Strike	*Knob only available in BS, SS
F 2.50" (63.5mm)			F FS Housing/Utility (No Thumbturn)*	M Dummy w/ Messenger Cap	E Demo Lock*	*FS option not available in BB, BK, OZ, or SB
G 2.87"-3.00" (73-76mm)			F FS Thumbturn	N Dummy w/ Double Messenger Cap		*Only SC, BC, OZ, and BK approved for exterior application
H 3.03" (77mm)			*BLE not available with FS housing. FS housing only available with äd se locks	** Escape return for MT I/S only.	*Demo lock only available in 1-3/4" RH door	*BC is not available with heavy finish
J 3.35" (85mm)						Continental not available in SN
K 3.90" (100mm)						
äd se only available in ADB or Utility for door thickness greater than 2.00" (51mm)						

Note: * 1" Faceplate required for 1.38" (35-40mm) door size
 Messenger locks should be configured with DAJ mortise.
 Some listed lever options are not available in all finishes
 *Over 2.00 [51mm] or custom door size must include A, C, or D packout option so that standard strike is not included

Ordering



Standard Model (Example) (Continue building the model number to the right)

Model	Version	Locking Mechanism		Communication		Application	Lever	Handing	
Q	F	1	M	1	N	A	0	A	0
		Mortise	Faceplate/Cylinder	Primary	Secondary		Type	Position	

Build the model number with the desired options (Continue building the model number to the right)

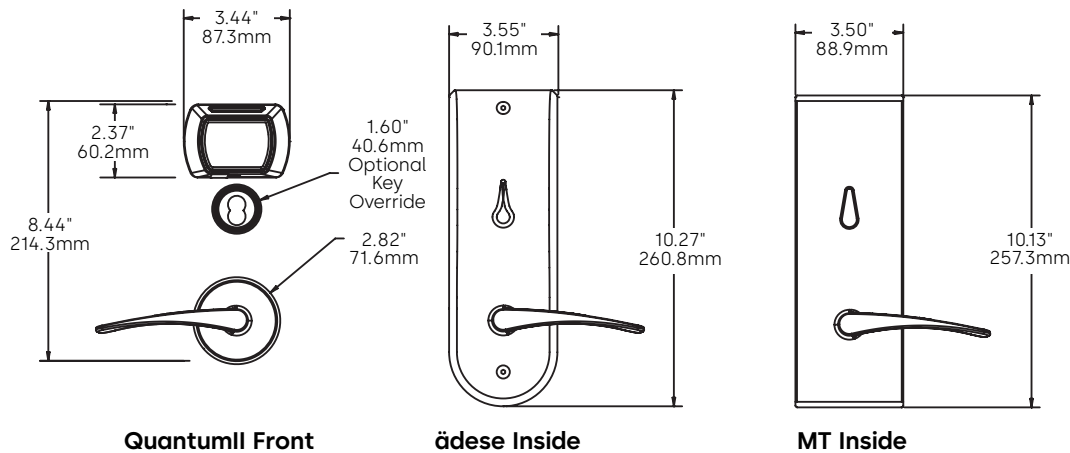
Model	Version	Locking Mechanism	Communication	Application	Lever	Handing
Q	1	-				
		Mortise	Faceplate/Cylinder	Primary	Secondary	
					Type	Position

Style	Version	Locking Mechanism		Communication		Application	Lever		Handing
		Mortise	Faceplate/Cylinder	Primary	Secondary		Type	Position	
QF QuantumIV MT	1	M MKO	1 1 ¼" (32mm) No Cylinder	N No Primary**	A BLE Compatible	O Interior	A Arc	0 Standard	L Left Hand
QG QuantumIV ådese		N MKO Utility	3 1 ¼" (32mm) Non removable core Keyed differently	X Primary Ready**	B BLE Ready	E Exterior	C Continental	1 Vert I/S	R Right Hand
		P MKO NDB	5 1 ¼" (32mm) Non removable core Keyed alike	D Inncom Rf	C Kaba Ble Enabled		E Elevon		X Left Hand Reverse
		R MKO NDB Utility	7** 1 ¼" (32mm) SFIC	H Zigbee G2 N. America***	D Hilton S2R BLE Enabled*		G Gala		Y Right Hand Reverse
			2 1" (25mm) No Cylinder	J Zigbee G2 Europe/Asia***	G Kaba BLE Enabled Mod Bracket		P Apogee		
		4 1" (25mm) Non removable core Keyed differently	K Zigbee G2 International***	H Hilton S2R BLE Enabled Mod Bracket*	*Hilton BLE (only for Hilton properties)		T Troy		

Note: **Option 7 and 8 SFIC cylinder does not include core

Saflok QuantumIV Mechanical Key Override (MKO)

Ordering



Standard Model (Example) (Continued)

Door Size		Optional Adjustment		Finish	
A	N	O	O	B	B
Thickness	Offset	Outside	Inside	Special Hardware/Functionality	Packout

Build the model number with the desired options (Continued)

Door Size		Optional Adjustment		Finish	
<input type="text"/>	N	O	<input type="text"/>	<input type="text"/>	<input type="text"/>
Thickness	Offset	Outside	Inside	Special Hardware/Functionality	Packout

Door Size		Optional Adjustment				Finish	
Thickness	Offset	Outside	Inside	Special Hardware/Functionality	Packout		
A 1.75" (44mm)	N No Offset	O Standard J No Reader	O Standard	O Standard	O Standard	BB Bright Brass	
B* 1.38" (35-40mm)			A FS Housing/Thumbturn*	A Escape Return****	A Custom Strike	BC Bright Chrome	
C 2.00" (51mm)			B FS Housing/ MT Thumbturn*	B Tamper Switch	B Ocean Shipment	BK Black	
D 2.25" (57mm)			C FS Housing/äd se Thumbturn*	D Dress Ring**	C Ocean/Custom Strike	OZ Dark Mahogany	
E 2.38" (60mm)			D FS Housing/(No thumbturn)*	E Kaba BLE FW	D Ocean/Australia Strike*	SC Satin Chrome	
F 2.50" (63.5mm)				F Hilton BLE FW*	E Demo Lock**	SN Satin Nickel	
G 2.87"-3.00" (73-76mm)				T Toggle Mode***	F Demo Lock - Black**	SB Satin Brass	
H 3.03" (77mm)							
J 3.35" (85mm)							
K 3.90" (100mm)							
äd se only available in ADB or Utility for door thickness greater than 2.00" (51mm)			*BLE not available with FS housing. FS housing only available with äd se locks	*Hilton BLE Only For Hilton Properties **Dress Ring For Adese Only ***Toggle Mode For MT I/S Only **** Escape return for MT I/S only.	*Ocean/Australia Strike For No Dead Bolt Locks Only *Demo lock only available in 1-3/4" RH door with KD cylinder	*Knob only available in BB, BS, SB, SS *AB only available with äd se I/S *FS option not available in BB, BK, OZ, or SB *Continental not available in SN *Only SC, BC, OZ, and BK approved for exterior application	

Note: * 1" Faceplate required for 1.38" (35-40mm) door size

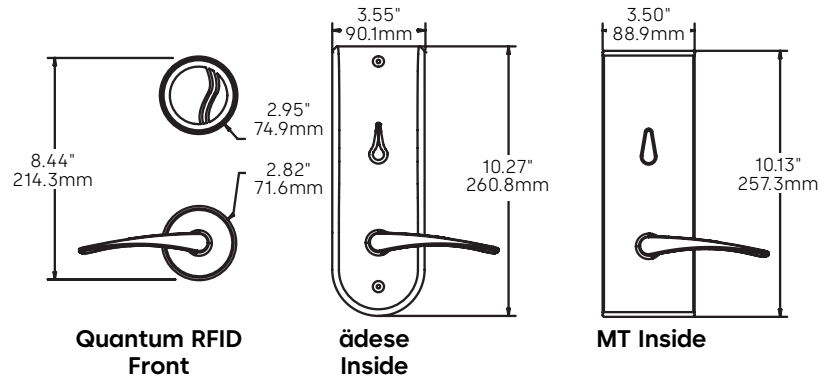
FS housing and Dress Ring on select finishes and äd se only

Some listed lever options are not available in all finishes

*Over 2.00 [51mm] or custom door size must include A, C, or D packout option so that standard strike is not included

Saflok Quantum RFID

Ordering



Standard Model (Example) (Continue building the model number to the right)

Model	Version	Locking Mechanism	Communication	Application	Lever	Position	Handing
Q	M	1	1	N	A	0	L
		Mortise	Faceplate	Primary	Secondary	Type	Position

Build the model number with the desired options (Continue building the model number to the right)

Model	Version	Locking Mechanism	Communication	Application	Lever	Position	Handing
Q	1						
		Mortise	Faceplate	Primary	Secondary	Type	Position

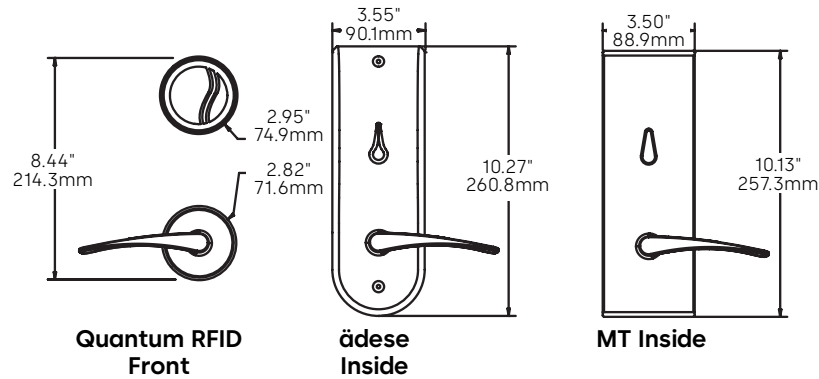
Style	Version	Locking Mechanism		Communication		Application	Lever		Handing
		Mortise	Faceplate	Primary	Secondary		Type	Position	
QM Quantum RFID MT QA Quantum RFID ädesse	1	ASM:	ASM:	N	A	0	A	0	L
		1	1	No Primary**	BLE Compatible	Wood Interior	Arc	Standard	Left Hand
		Standard	1 ¼" (32 mm)	X	B	E	C	1	R
		2	2	Primary Ready**	BLE Ready	Wood Exterior	Continental	Vert I/S	Right Hand
		ADB	1" (25 mm)	A	C	Wood Heavy	Eleven		X
		3	Dummy:	Zigbee	BLE Enabled		G		Left Hand
		Utility	D	North America	D*	Metal Interior	Gala		Reverse
		4	Dummy (no faceplate)	(158mW)***	Hilton BLE	1	P		Y
		Standard DAJ		B	G	F	Apogee		Right Hand
		5		Zigbee Europe /	BLE Mod Bracket	Metal Exterior	T		Reverse
		ADB DAJ		Asia (10mW)***	H	Metal Heavy	Troy		
		6		Zigbee International	Hilton BLE Mod				
		Utility DAJ		(87mW)***	Bracket*				
		7		D	Dummy:				
		Utility ADB		Inncom RF	N				
		8		E	No Secondary (for				
Utility ADB DAJ		Crestron	Dummy Only)						
9		F							
NDB		Telkonet	*Hilton BLE						
A		H	(only for Hilton						
NDB Utility		Zigbee G2	properties)						
B		NorthAmerica***							
NDB DAJ		J							
C		Zigbee G2							
NDB UTL DAJ		Europe/Asia***							
Dummy:		K							
D		Zigbee G2							
Dummy		International***							
		L							
		Telkonet G2***							

** If no primary communication, use "X" primary ready when lock is BLE ready or enabled with double end cap D and mortise is DAJ, MKO or EURO; otherwise use "N" No Primary.

***G1 Zigbee site support must use G1, do not mix

Saflok Quantum RFID

Ordering



Standard Model (Example) (Continued)

Door Size	Optional Adjustment	Finish
A	0	A B
Thickness	Special Hardware/Functionality	
N	0	
Offset		
0	0	
Outside		
0	0	
Inside		
0	0	
Packout		

Build the model number with the desired options (Continued)

Door Size	Optional Adjustment	Finish
A	0	A B
Thickness	Special Hardware/Functionality	
N	0	
Offset		
0	0	
Outside		
0	0	
Inside		
0	0	
Packout		

Door Size		Optional Adjustment				Finish	
Thickness	Offset	Outside	Inside	Special Hardware/Functionality	Packout		
A 1.75" (44mm)	N No Offset	0 Standard	0 Standard	0 Standard	0 Standard	AB Antique Brass	
B* 1.38" (35-40mm)		A Plain Lens	A FS Housing/Thumbturn*	A Escape Return**	A Custom Strike	BB Bright Brass	
C 2.00" (51mm)		L Marriott Lens*	B FS Housing/MT Thumbturn*	B Tamper Switch	B Ocean Shipment	BC Bright Chrome	
D 2.25" (57mm)		*Marriott lens only for Marriott properties	C FS Housing/ädesse Thumbturn*	T Toggle (MT only)	C Ocean/Custom Strike	BK Black	
E 2.38" (60mm)			D FS Housing/Utility (no Thumbturn)*	D Dress Ring	D Ocean/Australia Strike	OZ Dark Mahogany	
F 2.50" (63.5mm)			*BLE not available with FS housing. FS housing only available with ädesse locks	M Dummy w/ Messenger Cap	E Demo Lock*	SC Satin Chrome	
G 2.87"-3.00" (73-76mm)				N Dummy w/ Double Messenger Cap	*Demo lock only available in 1-¾" RH door	SN Satin Nickel	
H 3.03" (77mm)				** Escape return for MT I/S only.		SB Satin Brass	
J 3.35" (85mm)						*Knob only available in BB, BS, SB, SS *AB only available with äd se I/S *Continental not available in SN *Only SC, BC, OZ, and BK approved for exterior application *FS options NOT AVAILABLE in BB, BK, OZ OR SB	
K 3.90" (100mm)							
äd se only available in ADB or Utility for door thickness greater than 2.00" (51mm)							

Note: * 1" Faceplate required for 1.38" (35-40mm) door size

FS housing and Dress Ring on select finishes and äd se only

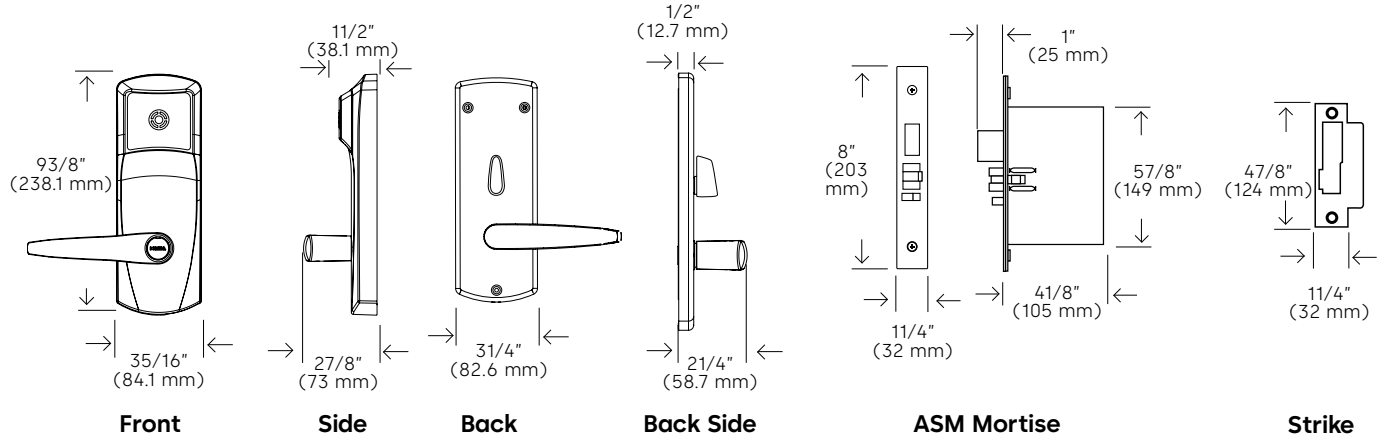
Messenger locks should be configured with DAJ mortise.

Some listed lever options are not available in all finishes

*Over 2.00 [51mm] or custom door size must include A, C, or D packout option so that standard strike is not included

Saflok RT RFID

Ordering RT Series (American Steel Mortise-ASM Lock 1 1/4" Mortise)



Standard Model (Example)

7	9	S	0	1	0	1	1	E	L	3	0	-	6	2	6
Model	Model	Model	Model	Locking Device	Locking Device	Application	Lever Type	Override	Handing	Version	Bluetooth		Finish	Finish	Finish

Build the model number with the desired options

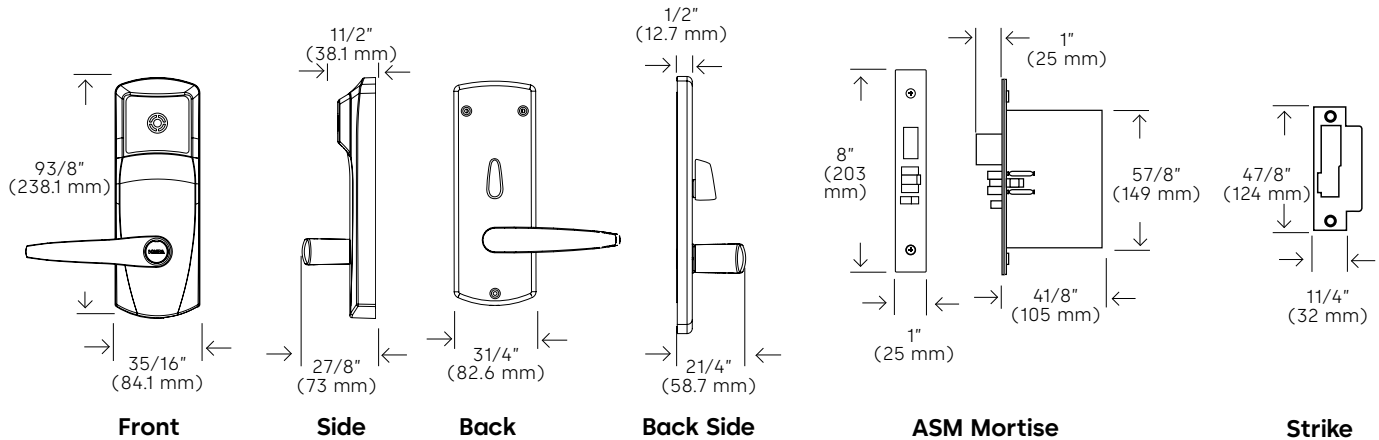
7	9									3		-			
Model	Model	Model	Model	Model	Model	Model	Model	Model	Model	Model	Bluetooth		Finish	Finish	Finish

Model	Locking Device	Application	Lever Type	Override	Handing	Version	Bluetooth	Finishes
Guestroom 79S0 Standalone 79R0 Messenger Ready 79Z0 Messenger Online 79Y0 Europe, Asia 79Q0 International 79N0 Escape Return 79W0 Inncom RF 79S4/79Z4/79Y4 79Q4/79N4 Demo Lock 79W4 Inncom RF demo	23/4" (70 mm) Backset 10 ASM, with 11/4" (32 mm) face plate, field reversible handing 16 Auto Deadbolt ASM with 11/4" (32 mm) face plate, field reversible handing 60 ASM DAJ with 11/4" (32 mm) face palte, field reversible handing 66 Auto Deadbolt ASM DAJ with 11/4" (32 mm) face plate, field reversible handing	1 Interior 2 Exterior locks supplied with gasket for outside escutcheon T Residence mode, includes gasket	1 Long/Long Front Back 2** Short/Short Front Back E*** Elevon Lever Front Back G*** Gala Lever Front Back 8 Long/Long Inside at 45° Front Back H** Short/Short Inside at 45° Front Back 	E Electronic K Mechanical key cylindrical Lori universal (1539) key-in-knob OR Mechanical recodable key cylinder Must specify on lock order which type of key cylinder is required	L Left or Right reverse (Y) R Right or Left reverse (X) F**** Dual Handed (L & R), Left Hand Reverse, Right Hand Reverse (X & Y)	3 Contactless Reader	0 No BLE 1 BLE Ready 2 BLE Enabled H BLE Hilton (only for Hilton properties)	622 Black 626 Satin Chrome 606 Satin Brass U26 Ultra Satin Chrome
Utility 79S1 Standalone 79R1 Messenger Ready 79Z1 Messenger Online 79Y1 Europe, Asia 79Q1 International 79W1 Inncom RF	12 ASM, with 11/4" (32 mm) face plate, field reversible handing 62 ASM, DAJ, no deadbolt with 1-1/4" (32 mm) face plate, field reversible handing.							

Note: * For doors greater than 2 1/2" (63 mm) order a thick door kit in Lock Accessories Miscellaneous section.
 ** Use short return levers when moldings are within 4 1/2" (11cm) and 8" (20.32cm) from the edge of the door
 *** Levers E & G - Electronic override only, Lever E requires handing
 **** Locks are assembled "Right-Hand" and may be field reversed for Left-Hand doors.

Saflok RT RFID

Ordering RT Series (American Steel Mortise-ASM Lock 1" Mortise)



Standard Model (Example)

7	9	S	0	1	1	1	1	E	L	3	0	-	6	2	6
Model				Locking Device		Application		Lever Type		Override	Handing	Version	Bluetooth		Finish

Build the model number with the desired options

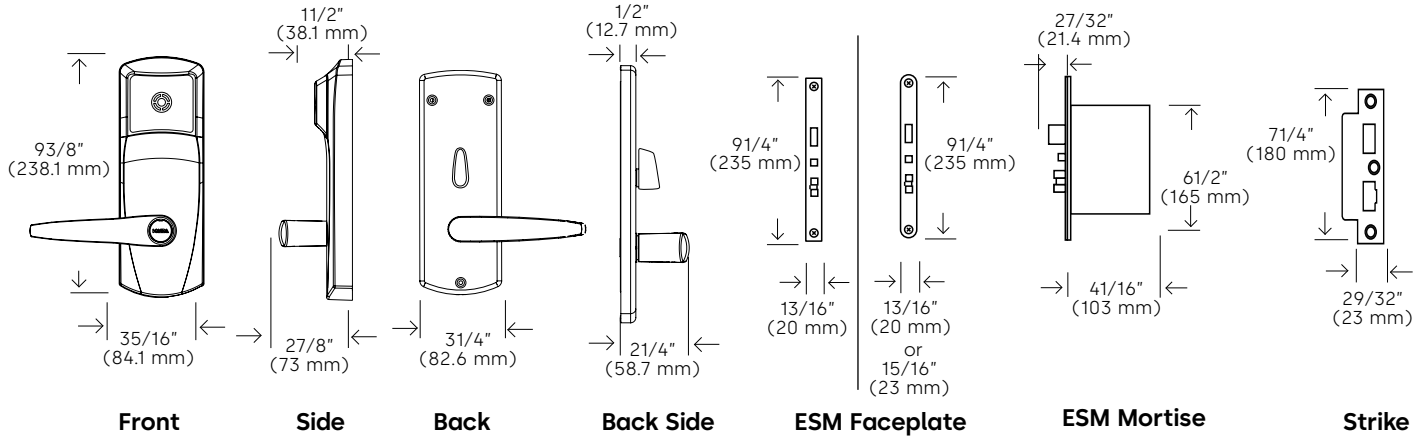
7	9									3		-			
Model				Locking Device		Application		Lever Type		Override	Handing	Version	Bluetooth		Finish

Model	Locking Device	Application	Lever Type	Override	Handing	Version	Bluetooth	Finishes
Guestroom 79S0 Standalone 79R0 Messenger Ready 79Z0 Messenger Online 79Y0 Europe, Asia 79Q0 International 79N0 Escape Return 79W0 Inncom RF	23/4" (70 mm) Backset 11 ASM, with 1" (25 mm) face plate, NOT field reversible 17 Auto Deadbolt ASM with 1" (25 mm) face plate, NOT field reversible 61 ASM DAJ with 1" (25 mm) face plate, NOT field reversible handing 67 Auto Deadbolt ASM DAJ with 1" (25 mm) face plate, not field reversible handing	1 Interior 2 Exterior locks supplied with gasket for outside escutcheon T Residence mode, includes gasket	1 Long/Long Front Back 2** Short/Short Front Back E*** Eleven Lever Front Back G*** Gala Lever Front Back 8 Long/Long Inside at 45° Front Back H** Short/Short Inside at 45° Front Back	E Electronic K Mechanical key cylindrical Lori universal (1539) key-in-knob OR Mechanical recodable key cylinder Must specify on lock order which type of key cylinder is required	L Left or Right reverse (Y) R Right or Left reverse (X)	3 Contactless Reader	0 No BLE 1 BLE Ready 2 BLE Enabled H BLE Hilton (only for Hilton properties)	622 Black 626 Satin Chrome 606 Satin Brass U26 Ultra Satin Chrome
Utility 79S1 Standalone 79R1 Messenger Ready 79Z1 Messenger Online 79Y1 Europe, Asia 79Q1 International 79W1 Inncom RF	13 ASM, no deadbolt with 1" (25 mm) face plate, NOT field reversible handing. 63 ASM, DAJ, no deadbolt with 1" (25 mm) face plate, NOT field reversible handing.							

Note: * For doors greater than 2 1/2" (63 mm) order a thick door kit in Lock Accessories Miscellaneous section.
 ** Use short return levers when moldings are within 4 1/2" (11cm) and 8" (20.32cm) from the edge of the door
 *** Levers E & G - Electronic override only, Lever E requires handing
 **** Locks are assembled "Right-Hand" and may be field reversed for Left-Hand doors.

Saflok RT RFID

Ordering RT Series (Slim Mortise-ESM Lock)









Standard Model (Example)

7	9	S	0	3	0	1	1	E	L	3	0	-	6	2	6
Model				Locking Device		Application		Lever Type		Override	Handing	Version	Bluetooth		Finish

Build the model number with the desired options

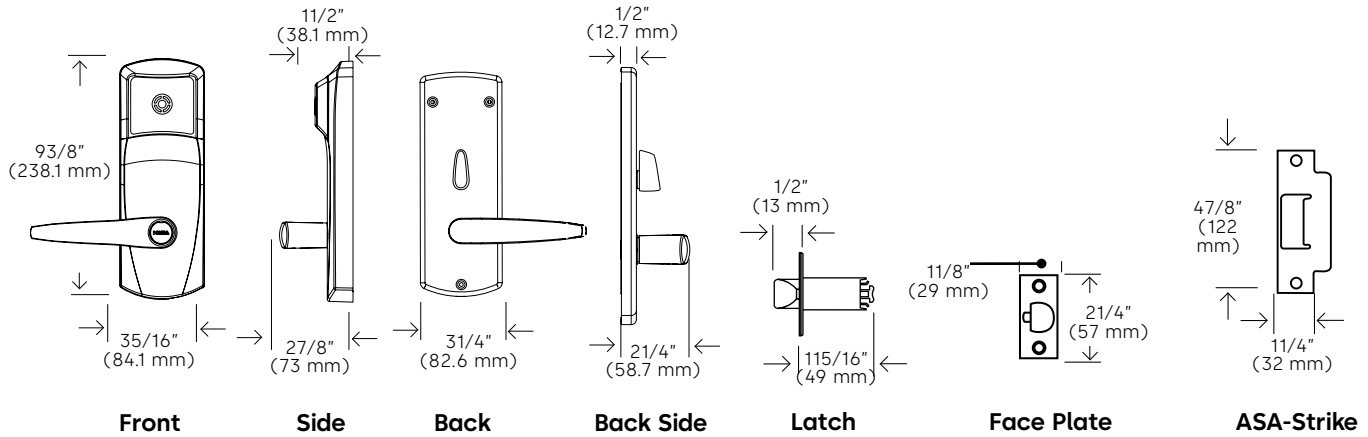
7	9									3		-			
Model				Locking Device		Application		Lever Type		Override	Handing	Version	Bluetooth		Finish

Model	Locking Device	Application	Lever Type	Override	Handing	Version	Bluetooth	Finishes
Guestroom 79S0 Standalone 79R0 Messenger Ready 79Z0 Messenger Online 79Y0 Europe, Asia 79Q0 International 79N0 Escape Return 79W0 Inncom RF	23/4" (70 mm) Backset 00 No locking mechanism, no strike 30 ESM, with no face plate, field reversible handing	1 Interior 2 Exterior locks supplied with gasket for outside escutcheon T Residence mode, includes gasket	1 Long/Long Front Back  2** Short/Short Front Back  E*** Elevon Lever Front Back  G*** Gala Lever Front Back  8 Long/Long Inside at 45° Front Back  H** Short/Short Inside at 45° Front Back 	E Electronic K Mechanical key cylindrical Lori universal (1539) key-in-knob OR Mechanical recodable key cylinder Must specify on lock order which type of key cylinder is required	L Left or Right reverse (Y) R Right or Left reverse (X) F**** Dual Handed (L & R), Left Hand Reverse, Right Hand Reverse (X & Y)	3 Contactless Reader 0 No BLE 1 BLE Ready 2 BLE Enabled H BLE Hilton (only for Hilton properties)	622 Black 626 Satin Chrome 606 Satin Brass U26 Ultra Satin Chrome	
Utility 79S1 Standalone 79R1 Messenger Ready 79Z1 Messenger Online 79Y1 Europe, Asia 79Q1 International 79W1 Inncom RF	31 ESM, with no face plate, field reversible handing.							<div>ESM Faceplate and Strike - Handing Mortise face plates are not included with Slim Mortise. To order see below. 13/16" (20 mm) round face plate with deadbolt cutout 128/508593-D626 without deadbolt cutout 128/508593-0626 29/32" (23 mm) round face plate with deadbolt cutout 128/508595-D626 without deadbolt cutout 128/508595-0626 13/16" (20 mm) square face plate with deadbolt cutout 128/508594-D626 without deadbolt cutout 128/508594-0626 71/4" (180 mm) Strike with deadbolt Universal 041-510141-630K</div> <div>Note: Gala and Elevon lever only available with electronic override</div>

Note: * For doors greater than 2 1/2" (63 mm) order a thick door kit in Lock Accessories Miscellaneous section.
 ** Use short return levers when moldings are within 4 1/2" (11cm) and 8" (20.32cm) from the edge of the door
 *** Levers E & G - Electronic override only, Lever E requires handing
 **** Locks are assembled "Right-Hand" and may be field reversed for Left-Hand doors.
 Locks equipped with Zigbee (online) should be configured with DAJ mortise. Some listed lever options are not available in all finishes

Saflok RT RFID

Ordering RT Series (Cylindrical Lock***)



Standard Model (Example)

7	9	S	1	5	0	2	1	E	F	3	0	-	6	2	6
Model				Locking Device		Lever Type		Override	Handing	Version	Bluetooth		Finish		

Build the model number with the desired options

7	9					2			F	3		-			
Model				Locking Device		Lever Type		Override	Handing	Version	Bluetooth		Finish		

Model	Locking Device		Lever Type	Override	Handing	Version	Bluetooth	Finishes
Utility	23/4" (70 mm) Backset							
79S1 Standalone	50 2 3/4" (70 mm) Backset with 1/2" (13 mm) latch. Thumbturn is on inside escutcheon for privacy but can be disabled	2 Exterior locks supplied with gasket for outside escutcheon	1 Long/Long Front Back	E Electronic	F**** Dual Handing left hand, right hand (L & R), Left Hand Reverse, Right Hand Reverse (X & Y) (Assembled RH)	3 Contactless Reader	0 No BLE	622 Black
79R1 Messenger Ready	54 23/8" (60 mm) Backset with 1/2" (13 mm) latch. Thumbturn is on inside escutcheon for privacy but can be disabled	T Residence mode, includes gasket	2** Short/Short Front Back	K Mechanical key cylindrical Lori universal (1539) key-in-knob OR			1 BLE Ready	626 Satin Chrome
79Z1 Messenger Online			E*** Elevon Lever Front Back	Mechanical recodable key cylinder Must specify on lock order which type of key cylinder is required			2 BLE Enabled	606 Satin Brass
79Y1 Europe, Asia			G*** Gala Lever Front Back				H BLE Hilton (only for Hilton properties)	U26 Ultra Satin Chrome
79Q1 International			8 Long/Long Inside at 45° Front Back					
79W1 Incom RF			H** Short/Short Inside at 45° Front Back					

Note: * For doors greater than 2 1/2" (63 mm) order a thick door kit in Lock Accessories Miscellaneous section.

** Use short return levers when moldings are within 4 1/2" (11cm) and 8" (20.32cm) from the edge of the door

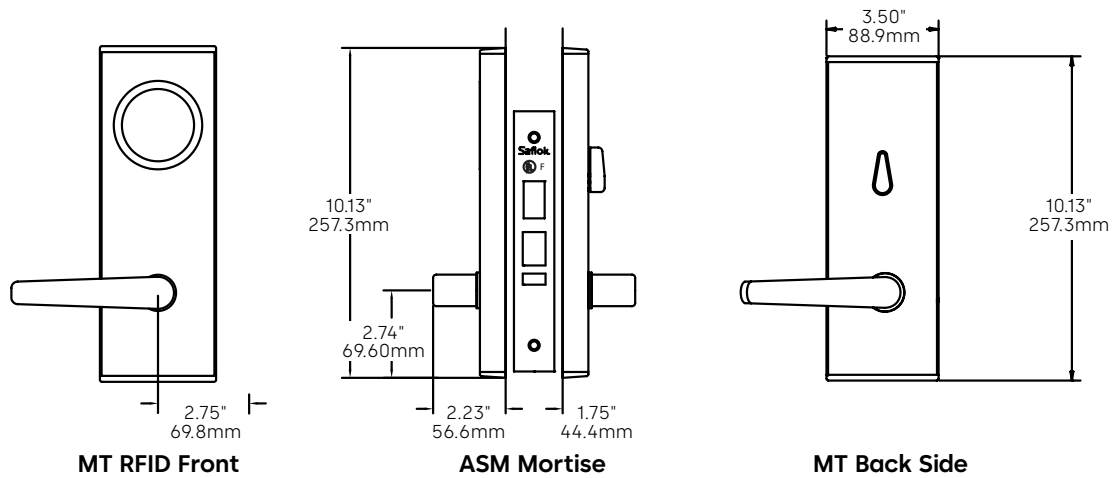
*** Levers E & G - Electronic override only, Lever E requires handing

**** Locks are assembled "Right-Hand" and may be field reversed for Left-Hand doors.

Locks equipped with Zigbee (online) should be configured with DAJ mortise. Some listed lever options are not available in all finishes

Saflok MT RFID

Ordering



Standard Model (Example) (Continue building the model number to the right)

Model	Version	Locking Mechanism	Communication	Application	Lever	Handing
M	R	1	1	N	A	0
		Mortise	Faceplate	Primary	Secondary	Type
					Position	

Build the model number with the desired options (Continue building the model number to the right)

Model	Version	Locking Mechanism	Communication	Application	Lever	Handing
M	R	1				
		Mortise	Faceplate	Primary	Secondary	Type
					Position	

Style	Version	Locking Mechanism		Communication		Application	Lever		Handing
		Mortise	Faceplate	Primary	Secondary		Type	Position	
MR MT RFID	1	ASM:	ASM:	N	A	0	A	0	L
		1	1	No Primary**	BLE Compatible	Interior	Arc	Standard	Left Hand
		Standard	1 1/4" (32 mm)	X	BLE Ready	Exterior	C	1	Right Hand
		2	2	Primary Ready**	BLE Enabled	Heavy	C	2	Left Hand
		ADB	1" (25 mm)	A	BLE Mod Bracket		E	3	Reverse
		3	Dummy:	Zigbee North America (158mW)***	Hilton BLE*		E		Right Hand
		Utility	D	B	BLE Mod Bracket*		G		Reverse
		Standard DAJ	Dummy (no faceplate)	Zigbee Europe/Asia (10mW)***			P		
		5		C			T		
		ADB DAJ		Zigbee International (87mW)***			T		
		6		D					
		Utility DAJ		Inncom RF					
		7		E					
		Utility ADB		Crestron					
		8		H					
		Utility ADB DAJ		Zigbee G2 North America***					
		9		J					
		NDB		Zigbee G2 Europe/Asia***					
		A		K					
		NDB Utility		Zigbee G2 International***					
		B		L					
		NDB DAJ		Telkonet G2***					
		C							
		NDB UTL DAJ							
		Dummy:							
		D							
		Dummy							

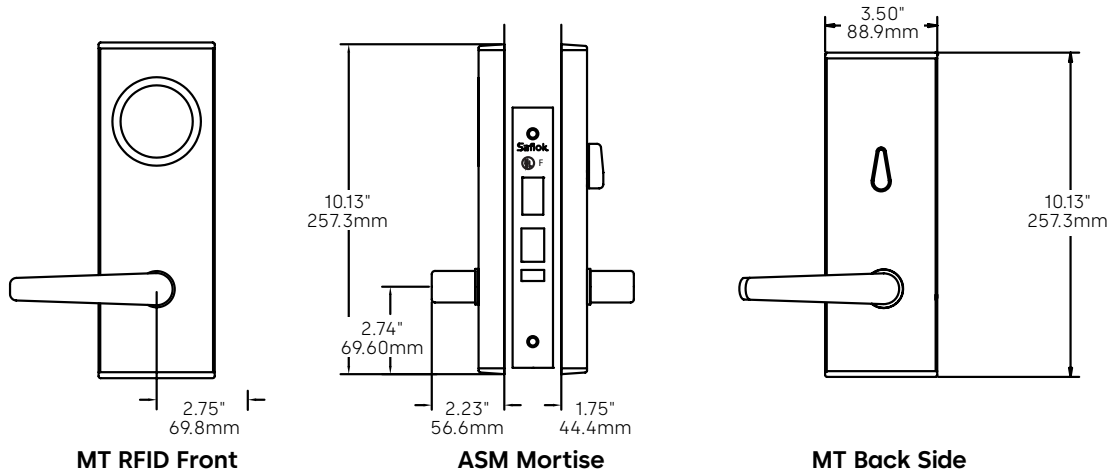
** If no primary communication, use "X" primary ready when lock is BLE ready or enabled with double end cap D and mortise is DAJ, MKO or EURO; otherwise use "N" No Primary.

***G1 Zigbee site support must use G1, do not mix

[BACK to Table of Contents](#)

Saflok MT RFID

Ordering



Standard Model (Example) (Continued)

Door Size				Optional Adjustment		Finish
A	N	O	O	O	O	B
Thickness	Offset	Outside	Inside	Special Hardware/Functionality	Packout	

Build the model number with the desired options (Continued)

Door Size				Optional Adjustment		Finish
	N		O			
Thickness	Offset	Outside	Inside	Special Hardware/Functionality	Packout	

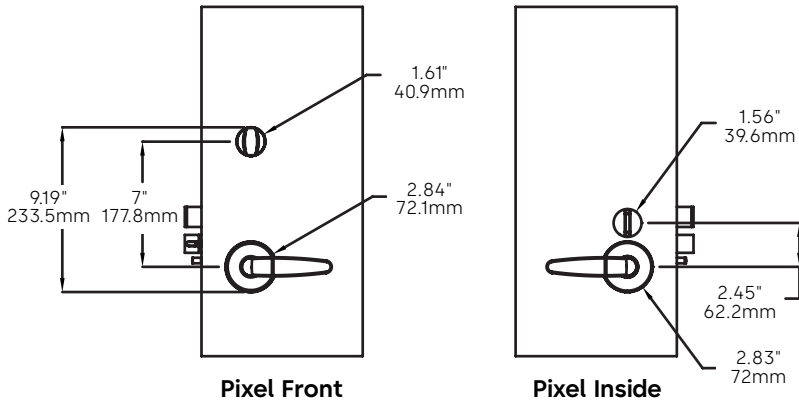
Door Size				Optional Adjustment		Finish
Thickness	Offset	Outside	Inside	Special Hardware/Functionality	Packout	
A 1.75" (44mm)	N No Offset	O Standard	O Standard	O Standard	O Standard	BB Bright Brass
B* 1.38" (35-40mm)		A Plain Lens		B Tamper Switch	A Custom Strike	BC Bright Chrome
C 2.00" (51mm)		L Marriott Lens (Marriott Lens only for Marriott Properties)		M Dummy w/ Messenger Cap	B Ocean Shipment	BK Black
D 2.25" (57mm)				N Dummy w/ Double Messenger Cap	C Ocean/Custom Strike	OZ Dark Mahogany
E 2.38" (60mm)					D Ocean/Australia Strike	SC Satin Chrome
F 2.50" (63.5mm)					E Demo Lock*	SN Satin Nickel
G 2.87"-3.00" (73-76mm)						SB Satin Brass
H 3.03" (77mm)						
J 3.35" (85mm)						
K 3.90" (100mm)						

Note: * 1" Faceplate required for 1.38" (35-40mm) door size
 Messenger locks should be configured with DAJ mortise.
 Some listed lever options are not available in all finishes

*Over 2.00 [51mm] or custom door size must include A, C, or D packout option so that standard strike is not included

Quantum Pixel

Ordering



Standard Model (Example) (Continue building the model number to the right)

Model	Version	Locking Mechanism	Communication	Application	Lever	Handing
K	P	2	4	2	X	B
		0	A	0	L	
		Mortise	Faceplate	Primary	Secondary	Type
						Position

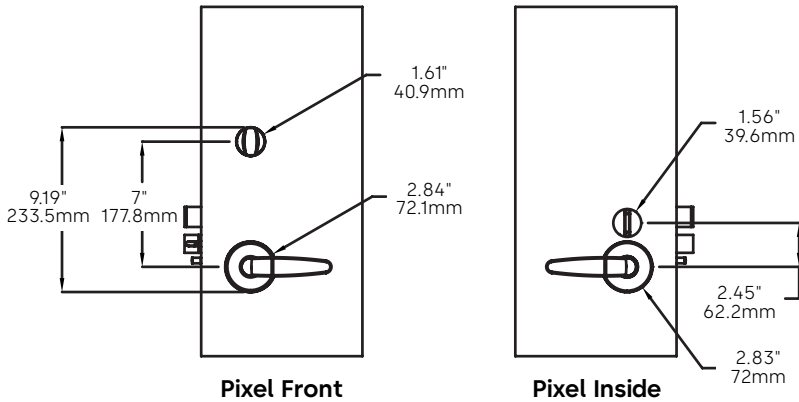
Build the model number with the desired options (Continue building the model number to the right)

Model	Version	Locking Mechanism	Communication	Application	Lever	Handing
K	P	2				
		Mortise	Faceplate	Primary	Secondary	Type
						Position

Style	Version	Locking Mechanism		Communication		Application	Lever		Handing
		Mortise	Faceplate	Primary	Secondary		Type	Position	
KP Quantum Pixel	2	ASM:	ASM:	X	B	0	A	0	L
		4	2	Primary Ready	BLE Ready	Wood Interior	Arc	Standard	Left Hand
		Standard DAJ	1" Faceplate	D	C	Metal Interior*	Continental	No Lever Set	Right Hand
		5		Inncom RF	Kaba BLE Enabled		Elevon		Left Hand
		ADB DAJ		H	Hilton BLE*	*Metal Option Required For: -Reader Under Plate	Gala		Reverse
		6		Zigbee G2 N. America	*Hilton BLE (only for Hilton properties)	-Hollow Metal Door -Metal Clad Door	Apogee		Right Hand
		Utility DAJ		J			Troy		Reverse
		8		Zigbee G2 Europe/ Asia			N		
		Utility ADB DAJ		K			No Lever Set		
		B		Zigbee G2 International					
		NDB DAJ		L					
		C		Telkonet G2					
		NDB UTL DAJ							

Quantum Pixel

Ordering



Standard Model (Example)														
Model		Screws	Version	Lever	Handing	Door Size	Custom Adjustment	Finish						
6	3	0	6	B	S	T	1	A	O	L	B	0	S	C
Outside + Inside				Type	Adjustment									

Build the model number with the desired options														
Model		Screws	Version	Lever	Handing	Door Size	Custom Adjustment	Finish						
6	3	0	6	B	S	T	1					0		
Outside + Inside				Type	Adjustment									

Style	Screws	Version	Type	Lever Adjustment	Handing	Door Size	Custom Adjustment	Finish
6306BS Rose Lever Set	T	1	A Arc E Elevon G Gala P Apogee M Mori K Kewell Q Quebec	H Heavy O Interior/Exterior	L Left Hand R Right Hand	A 1.75" (44mm) B 1.38" (35-40mm) C 2.00" (51mm) D 2.25" (57mm) E 2.38" (60mm) F 2.50" (63.5mm) G 2.87"-3.00" (73-76mm) H 3.03" (77mm)	0 Center	SC Satin Chrome SB Satin Brass BC Bright Chrome BB Bright Brass BK Black Lacquer TC6H Black PVD

Legacy Perimeter Access



Exit Device Operators

Overview

dormakaba offers a series of exit device hardware that is compatible with mechanical and electrical applications. This hardware is manufactured for the most demanding access/egress applications.

Vertical Rod Exit Device:

The Dorma 9400 series is a surface- mounted vertical rod exit device with a modern touch bar design.

Rim Exit Device:

The Dorma 9300 series is a single-point rim latch with a modern touch bar design.



dormakaba Panic Bar Locks:


Combining the Best Features – Inside and Out

- Easy-to-install mechanical interface eliminates the need for an electrician
- No wires running through the door, frame, or hinges
- Self-contained battery allows up to 50,000 or up to 3 years for Confidant RFID
- Auditable entries
- Auto latch/unlatch feature makes manual dogging unnecessary
- UL fire rated (optional)

Dorma 9300 Series Rim Exit Device

Dorma 9400 Series Vertical Rod Exit Device

Hand	Non-handed
Stock	36" door width (standard); 48" door width available at an upcharge
Door Types	Wood, hollow metal, fiberglass, or aluminum
Door Requirements	Fits standard 1 3/4" - 2 1/4" doors
Mounting height	40" above finished floor
Stile Width	4 5/8" with standard 99 strike 4 1/8" with optional 98 strike
Latch Bolts	Stainless steel dead-locking; Pullman-type top latch
Finishes*	Bright Brass Satin Brass Bright Stainless Steel Satin Stainless Steel
Other panic bar options available	
*Check availability of finish for corresponding lock	



Available locks



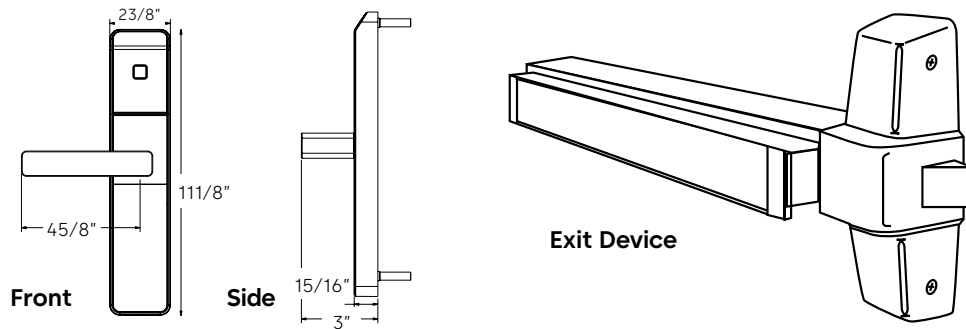
Confidant RFID

Ilco 790

Exit Device Operator-Confidant RFID

Based on the customer supplied options below

Ordering (Available in North America only)

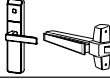
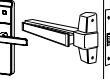
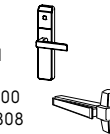
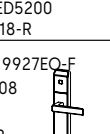
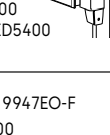


Standard Model Number - Exit Device Operator - NA (Example)

C	N	00	0	-	1	7	S	R	1	-	C
Lock Model		Bluetooth			Installation Options						Finish

Build the model number with the required options

C		00		-						-	
Lock Model		Bluetooth			Installation Options						Finish

Lock Model				Installation Options					Finish
Confidant RFID (Fixed value)	System	Operating System	Bluetooth	Model	Type of Exit Device	Outside Lever	Handing	Door Thickness	Finish
C	N Ilco 3 Dummy Trim	00 FDU/ ATLAS	0 No BLE 1 BLE Ready 2 BLE Enabled H Hilton BLE (Only for Hilton properties)	1 Rim Operator Device Outdoor front lock housing. Includes Dorma exit device.	7 Dorma 9300 	S Short Return L Long Return	R Right L Left	1 1 3/4" - 2" (46-53mm) 2 >2" - 2 1/4" (53-57mm) Return	C Satin Chrome E Satin Chrome Exterior U Satin Chrome Oceanfront B Satin Brass H Satin Brass Exterior
				2 Mortise Operator Outdoor front lock housing. Exit device not included.	0 Von Duprin 9875, 9975EO-F A Arrow S3908, S1908 7 Dorma 9500, F9500 				
				3 Rim Operator Outdoor front lock housing. Exit device not included.	0 Von Duprin 98/99 EO-F 1 Arrow S3888 2 Yale 7100-36 5 Precision 21, FL21 6 Detex 10, FL10 7 Dorma 9300/F9300 8 Arrow S1808, S3808 9 Detex V40 H Hager 4500 C Corbin Russwin ED5200 M Monarch 18-R*F18-R 				
				4 Vertical Rod Surface Mount Operators Outdoor front lock housing. Exit device not included.	0 Von Duprin 9827, 9927EO-F 1 Arrow S3708, A1708 2 Yale 7170 5 Precision 22, FL22 6 Detex 20, FL20 7 Dorma 9400/F9400 C Corbin Russwin ED5400 H Hager 4500 				
				5 Vertical Rod Concealed Operators Outdoor front lock housing. Exit device not included.	0 Von Duprin 9847, 9947EO-F 7 Dorma 9100/F9100 2 Yale 7160 				

Ilco RAC 4 / 4XT

Ordering

RAC 4

Standard Model (Example)														
C	7	2	S	—	7	A	N	C	1	—	1	S	C	0
Series	Configuration	Reader 1	Cable Length	Reader 2	Track	Power Supply	Mounting	Finish	Bluetooth					

Build the model number with the desired options														
C	7	2	S	—			N		1	—				
Series	Configuration	Reader 1	Cable Length	Reader 2	Track	Power Supply	Mounting	Finish	Bluetooth					

Series	Configuration	Reader Devices				Power Supply	*Contactless Reader			
		Reader 1	Cable Length	Reader 2	Track		Mounting	Finish	Bluetooth	
C72	S Single Reader	7 Contactless Reader	A 15 ft. Std. B 25 ft. C 50 ft. D 75 ft. E 100 ft.	N None Available only on RAC 4XT	2 Track 2 3 Track 3 C Contactless	1 1 North America 2 International	S Surface mount F Flush mount G** Gang Box (USA & Canada Only) N Narrow Stile	C Satin Chrome B Satin Brass	0 Standard 2 Enabled H Hilton (not on surface mount) (only for Hilton properties)	

RAC 4XT

Standard Model (Example)																	
C	7	3	D	—	7	A	N	C	1	—	1	B	S	A	S	C	0
Series	Configuration	Reader 1	Cable Length	Reader 2	Track	Power Supply	Battery Backup	Rem. Prog. Int.	Relay Exp.	Mounting	Finish	Bluetooth					

Build the model number with the desired options																	
C	7	3	D	—				1	—								
Series	Configuration	Reader 1	Cable Length	Reader 2	Track	Power Supply	Battery Backup	Rem. Prog. Int.	Relay Exp.	Mounting	Finish	Bluetooth					

Series	Configuration	Reader Devices				Power Supply	Battery Backup	Rem. Prog. Int.	Relay Exp.	*Contactless Reader		
		Reader 1	Cable L.	Reader 2	Track					Mounting	Finish	Bluetooth
C73	D Two Reader Ready	6 Swipe Reader 4 Insert Reader 7 Contactless Reader	A 15 ft. Std. B 25 ft. C 50 ft. D 75 ft. E 100 ft.	6 Swipe Reader 4 Insert Reader 7 Contactless Reader N None	3 2 C Contactless	1 1 North America 2 International	N None Optional B With Battery P Battery Ready (Battery not included)	N None Optional S Single Box	N None Optional A 8 Relays	S Surface mount F Flush mount G** Gang Box (USA & Canada Only) N Narrow Stile	C Satin Chrome B Satin Brass	0 Standard 2 Enabled H Hilton (not on surface mount) (only for Hilton properties)

* Contactless reader only. Does not apply to swipe reader.

** Gang Box is not Rohs compatible

Saflok QuantumII RFID Remote/ Elevator Control Unit (RCU/ECU)

Ordering

Standard Model (Example)												
Style	Version	Function	Relay/Mag Kit	Mount	Reader	Communication		Custom			Finish	
C Q R	2	R C	0	1	1	N	B	0	0	0	S B	S B
						Primary	Secondary	Reader	PCB	Packout	Faceplate	Reader
Build the model number with the desired options												
Style	Version	Function	Relay/Mag Kit	Mount	Reader	Communication		Custom			Finish	
C Q R	2							0	0			
						Primary	Secondary	Reader	PCB	Packout	Faceplate	Reader
Style	Version	Function	Relay/Mag Kit	Mount	Reader	Communication		Custom			Finish	
						Primary	Secondary	Reader	PCB	Packout	Faceplate	Reader
CQR QuantumII	2	RC RCU EC ECU (Messenger not an option)	0 Standard 1 relay	1 Surface (RCU Only) 2 Flush	1 Single	N No Primary Messenger: (RCU Only) A Zigbee N. America (158mW) B Zigbee Europe / Asia (10mW) C Zigbee International (87mW) D Inncom RF E Crestron F Telkonet X Messenger Ready	B BLE Ready C BLE Enabled D Hilton BLE* *Hilton BLE only for Hilton Properties	0 Standard	0 Standard ECU: M MCC Personality	0 Standard B Ocean Shipping	Without Messenger: SB Satin Brass SC Satin Chrome OZ Satin Chrome OZ Dark Mahogany BB Dark Mahogany BB Bright Brass BC Bright Chrome BC Bright Chrome BK Black With Messenger: BL Black BR Brown IV Ivory WH White:	SB Satin Brass SC Satin Chrome OZ Dark Mahogany BB Bright Brass BC Bright Chrome SN Satin Nickel AB Antique Brass BK Black
Magnet Kits												
CQR QuantumII	2	RC RCU	F PIR Sensor	1 Surface 2 Flush	1 Single Magnet 2 Dual Magnet	N No Primary Messenger: A Zigbee N. America (158mW) B Zigbee Europe / Asia (10mW) C Zigbee International (87mW) D Inncom RF E Crestron F Telkonet X Messenger Ready	B BLE Ready C BLE Enabled D Hilton BLE* *Hilton BLE only for Hilton Properties	0 Standard	0 Standard	0 Standard B Ocean Shipping	Without Messenger: SB Satin Brass SC Satin Chrome OZ Satin Chrome OZ Dark Mahogany BB Dark Mahogany BB Bright Brass BC Bright Chrome With Messenger: BL Black BR Brown IV Ivory WH White	SB Satin Brass SC Satin Chrome OZ Dark Mahogany BC Bright Chrome

Saflok QuantumII RFID Remote/ Elevator Control Unit (RCU/ECU)

Ordering

Screwless Kit

Standard Model (Example)

Style	Version	Function	Relay/Mag Kit	Mount	Reader	Communication	Custom	Finish
C Q R	2	R C	0	2	1	A B	0 0 0	B S S B
						Primary Secondary Reader PCB Packout Faceplate Reader		

Build the model number with the desired options

Style	Version	Function	Relay/Mag Kit	Mount	Reader	Communication	Custom	Finish
C Q R	2	R C	0	2	1		0	
						Primary Secondary Reader PCB Packout Faceplate Reader		

Style	Version	Function	Relay/Mag Kit	Mount	Reader	Communication		Custom			Finish	
						Primary	Secondary	Reader	PCB	Packout	Faceplate	Reader
CQR QuantumII	2	RC RCU	0 Standard 1 relay	2 Flush	1 Single	N No Primary Messenger: (RCU only) A Zigbee N. America (158mW) B Zigbee Europe / Asia (10mW) C Zigbee International (87mW) D Inncom RF E Crestron F Telkonet X Messenger Ready H Zigbee G2 North America J Zigbee G2 Europe/Asia K Zigbee G2 International L Telkonet G2 *Only available with Zigbee G2	B BLE Ready C BLE Enabled D Hilton BLE* *Hilton BLE only for Hilton Properties	0 Standard	0 Standard	0 Standard B Ocean Shipping	BS Black Screwless BT Brown Screwless VS Ivory Screwless WS White Screwless AL Almond Screwless GR Gray Screwless LA Light Almond Screwless BE Beige Screwless TP Taupe Screwless SI Sienna Screwless	SB Satin Brass SC Satin Chrome OZ Dark Mahogany BB Bright Brass BC Bright Chrome SN Satin Nickel AB Antique Brass BK Black

Saflok QuantumII RFID Multi Channel Controller (MCC/EMCC)

Ordering

Standard Model (Example)															
Style			Version	Function		Relay/Mag Kit	Mount	Reader	Communication		Custom		Finish		
C	Q	R	2	M	C	1	2	1	N	B	0	0	0	S	B
									Primary	Secondary	Reader	PCB	Packout	Faceplate	Reader
Build the model number with the desired options															
Style			Version	Function		Relay/Mag Kit	Mount	Reader	Communication		Custom		Finish		
C	Q	R	2				2				0	0			
									Primary	Secondary	Reader	PCB	Packout	Faceplate	Reader

Style	Version	Function	Relay/Mag Kit	Mount	Reader	Communication		Reader	Custom			Finish	
						Primary	Secondary		PCB	Packout	Faceplate	Reader	
CQR QuantumII	2	MC MCC ME EMCC	MCC: 1 8 relay 2 12 relay EMCC: 3 16 relay 5 32 relay 6 48 relay 7 64 relay 8 80 relay 9 96 relay A 112 relay B 128 relay	2 Flush	1 Single 2 Dual	MCC: N No Primary 1 Go Far 2 Go Far International EMCC: 1 Go Far 2 Go Far International	B BLE Ready C BLE Enabled D Hilton BLE* *Hilton BLE only for Hilton Properties	0 Standard	0 Standard	0 Standard B Ocean Shipping	SB Satin Brass SC Satin Chrome OZ Dark Mahogany BB Bright Brass BC Bright Chrome BK Black	SB Satin Brass SC Satin Chrome OZ Dark Mahogany BB Bright Brass BC Bright Chrome SN Satin Nickel AB Antique Brass BK Black	

*Hilton BLE only supports MFC with up to 12 channels and must be configured as a pass device.
EMCC does not support Hilton BLE

Saflok QuantumIII RFID Remote/Elevator Control Unit (RCU/ECU)

Ordering

Standard Model (Example)												
Style	Version	Function	Relay/Mag Kit	Mount	Reader	Communication		Custom	Finish			
C Q T	2	R C	0	1	1	N	B	0	0	0	S B	B K
						Primary	Secondary	Reader	PCB	Packout	Faceplate	Reader
Build the model number with the desired options												
Style	Version	Function	Relay/Mag Kit	Mount	Reader	Communication		Custom	Finish			
C Q T	2				1			0	0		B K	
						Primary	Secondary	Reader	PCB	Packout	Faceplate	Reader
Style	Version	Function	Relay/Mag Kit	Mount	Reader	Communication		Custom			Finish	
						Primary	Secondary	Reader	PCB	Packout	Faceplate	Reader
CQT QuantumIII	2	RC RCU EC ECU (Messenger not an option)	0 Standard 1 relay	1 Surface (RCU Only) 2 Flush	1 Single	N No Primary Messenger: (RCU Only) A Zigbee N. America (158mW) B Zigbee Europe / Asia (10mW) C Zigbee International (87mW) D Inncom RF E Crestron F Telkonet X Messenger Ready	B BLE Ready C BLE Enabled D Hilton BLE* *Hilton BLE only for Hilton Properties	0 Standard	0 Standard	0 Standard B Ocean Shipping	Without Messenger: SB Satin Brass SC Satin Chrome OZ Dark Mahogany BB Bright Brass BC Bright Chrome BK Black With Messenger: BL Black BR Brown IV Ivory WH White	BK Black
Magnet Kits												
CQT QuantumIII	2	RC RCU	F PIR Sensor	1 Surface 2 Flush	1 Single Magnet 2 Dual Magnet	N No Primary Messenger: A Zigbee N. America (158mW) B Zigbee Europe / Asia (10mW) C Zigbee International (87mW) D Inncom RF E Crestron F Telkonet X Messenger Ready	B BLE Ready C BLE Enabled D Hilton BLE* *Hilton BLE only for Hilton Properties	0 Standard	0 Standard	0 Standard B Ocean Shipping	Without Messenger: SB Satin Brass SC Satin Chrome OZ Dark Mahogany BB Bright Brass BC Bright Chrome With Messenger: BL Black BR Brown IV Ivory WH White	BK Black

Saflok QuantumIII RFID Remote/Elevator Control Unit (RCU/ECU)

Ordering

Screwless Kit

Build the model number with the desired options

Style	Version	Function	Relay/Mag Kit	Mount	Reader	Communication	Custom	Finish
C Q	2	R C	0	2	1	N	0 0	0 0
						Primary Secondary	Reader PCB Packout	Faceplate Reader

Style	Version	Function	Relay/Mag Kit	Mount	Reader	Communication		Custom			Finish	
						Primary	Secondary	Reader	PCB	Packout	Faceplate	Reader
CQT QuantumIII	2	RC RCU	0 Standard 1 relay	2 Flush	1 Single	N No Primary Messenger: A Zigbee N. America (158mW) B Zigbee Europe / Asia (10mW) C Zigbee International (87mW) D Inncom RF E Crestron F Telkonet X Messenger Ready H Zigbee G2 North America J Zigbee G2 Europe/Asia K Zigbee G2 International L Telkonet G2 *Only available with Zigbee G2	B BLE Ready C BLE Enabled D Hilton BLE* *Hilton BLE only for Hilton Properties	0 Standard	0 Standard	0 Standard B Ocean Shipping	BS Black Screwless BT Brown Screwless VS Ivory Screwless WS White Screwless AL Almond Screwless GR Gray Screwless LA Light Almond Screwless BE Beige Screwless TP Taupe Screwless SI Sienna Screwless	BK Black

Saflok QuantumIII RFID Multi Channel Controller (MCC/EMCC)

Ordering

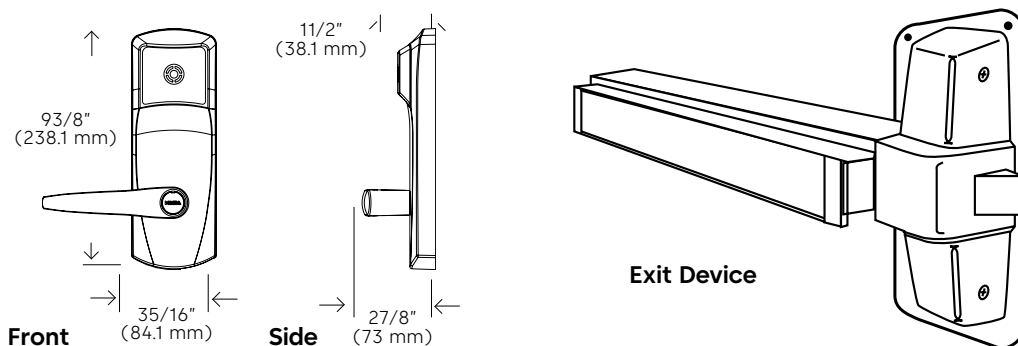
Standard Model (Example)																	
Style			Version	Function		Relay/Mag Kit	Mount	Reader	Communication		Custom			Finish			
C	Q	T	2	M	C	1	2	1	N	B	0	0	0	S	B	B	K
									Primary	Secondary	Reader	PCB	Packout	Faceplate	Reader		
Build the model number with the desired options																	
Style			Version	Function		Relay/Mag Kit	Mount	Reader	Communication		Custom			Finish			
C	Q	T	2				2				0	0			B	K	
									Primary	Secondary	Reader	PCB	Packout	Faceplate	Reader		

Style	Version	Function	Relay/Mag Kit	Mount	Reader	Communication		Custom			Finish	
						Primary	Secondary	Reader	PCB	Packout	Faceplate	Reader
CQT QuantumIII	2	MC MCC ME EMCC	MCC: 1 8 relay 2 12 relay EMCC: 3 16 relay 5 32 relay 6 48 relay 7 64 relay 8 80 relay 9 96 relay A 112 relay B 128 relay	2 Flush	1 Single 2 Dual	MCC: N No Primary 1 Go Far 2 Go Far International EMCC: 1 Go Far 2 Go Far International	B BLE Ready C BLE Enabled D Hilton BLE* *Hilton BLE only for Hilton Properties	0 Standard	0 Standard	0 Standard B Ocean Shipping	SB Satin Brass SC Satin Chrome OZ Dark Mahogany BB Bright Brass BC Bright Chrome BK Black	BK Black

*Hilton BLE only supports MFC with up to 12 channels and must be configured as a pass device.
EMCC does not support Hilton BLE

Saflok RT Panic Bar Trim

Ordering



Standard Model (Example)

7	9	S	1	7	2	1	E	N	6	0	1	6	2	6
Model				Type of Exit Device	RFID	Lever	Override	Handing	Version	Bluetooth	Door Thickness	Finish		

Build the model number with the desired options

7	9	S			2				6					
Model				Type of Exit Device	RFID	Lever	Override	Handing	Version	Bluetooth	Door Thickness	Finish		

Model	Type of Exit Device	Lever Type	Override	Handing	Version	Bluetooth	Door Thickness	Finishes
79S1 Rim Operator Device Outdoor front lock housing. Includes Dorma exit device.	7 Dorma 9300	2 1 Long/Front 2 Short/Front	E Electronic K Mechanical key cylindrical Lori Universal (1539) key-in-knob OR Mechanical recordable key cylinder key-in-knob Note: Gala and Elevon levers only available with electronic override	N Standard ----- ** For Elevon Lever or Vertical Rod Surface Mount with BLE/MSNGR X Left Hand Reverse Y Right Hand Reverse	6 Contactless Reader	0 No BLE 1 BLE Ready 2 BLE Enabled H Hilton	1 1 1/4" - 2" (46-53 mm) 2 > 2" - 2 1/4" (53-57 mm) For door thickness 2 (> 2" - 2 1/4") 10 weeks lead time required.	626 Satin Chrome 606 Satin Brass U26 Satin Chrome Supreme Finish 622 Black
79S2 Mortise Operators Outdoor front lock housing. Exit device not included.	0 Von Duprin 9875,9975EO-F A Arrow S3908,S1908 7 Dorma 9500	E Elevon/Front G Gala/Front						
79S3* Rim Operators Outdoor front lock housing. Exit device not included.	0 Von Duprin 98/99 EO-F 1 Arrow S3888 2 Yale 7100-36 5 Precision 21,FL21 6 Detex 10, FL10 7 Dorma 9300/F9300 D Dorma 8300 8 Arrow S1808,S3808 9 Detex V40 H Hagar 4500 C Corbin Russwin 5200 R Precision 5100							
79S4* Vertical Rod Surface Mount Operators Outdoor front lock housing. Exit device not included.	0 Von Duprin 9827,9927EO-F 1 Arrow S3708,S1708 2 Yale 7170 5 Precision 22,FL22 6 Detex 20, FL20 7 Dorma 9400/F9400 D Dorma 8400 H Hagar 4500 S Sargent 8713 C Corbin Russwin 5400 R Precision 5200							
79S5 Vertical Rod Concealed Operators Outdoor front lock housing. Exit device not included.	0 Von Duprin 9847,9947EO-F 2 Yale 7160 7 Dorma 9100/F9100							

Exit Device Operator

- Allows exit doors equipped with panic devices to act as controlled entrances
- Weight: 3lbs (1.3kg)
- Minimum door style required 5" (127mm)
- Supplied with gasket kit for exterior doors
- All fitted with adaptor plates

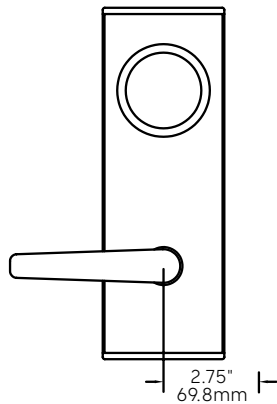
For Messenger Ready order replace 79S with 79R model, for Online order 79Z (79Y for Europe and Asia or 79Q for International) and 79W for Inncom RF

Exit Device

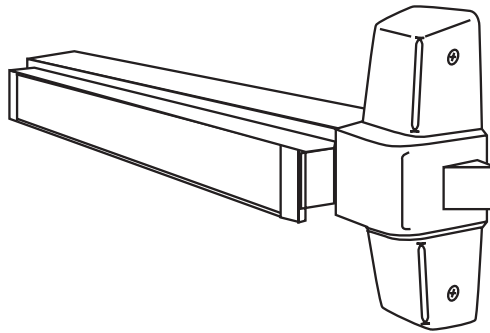
- Two finishes available: satin chrome and satin brass
- * For compatibility with Arrow S3808, S1808, S3708, S1708 order square spindle to cross-point spindle adaptor (part# 032-511055)

MT Series Exit Device

Ordering



MT RFID Front



Exit Device

Standard model number (Continue building the model number to the right)											
Model			Version		Panic Device		Device Type		Communication	Application	
P	M	R	2	-	A		0		N Primary	A Secondary	O

Build the model number with the desired options (Continue building the model number to the right)										
Model			Version		Panic Device		Device Type		Communication	Application
P	M	R	2	-						

Model	Version	Panic Device	Device Type	Communication		Application
				Primary	Secondary	
PMR MT RFID Exit Device	2 MT RFID	A AEB4200R Series* (Rim Only) B Detex (Advantex) 10 Series (Rim Only)* C Detex (Advantex) 20 Series (Vert Only)* D Dorma 9300 (Rim Only) E Dorma 9400 (Vert Only) F Falcon 25 Series (Rim Only) G Phi Series FI21* (Rim Only) H Phi Series FI22* (Vert Only) J Sargent 8713* (Vert Only; Square Spindle) K Sargent 8715* (Vert Only; Bladed Spindle) L Sargent 8888F* (Rim Only) M Von Duprin 88 N Von Duprin 98 P Von Duprin 99 Q Yale 2100 Series* R Yale 7100 Series* S Hager 4500 Series*	0 No Bar Rim Devices: 1 Rim 36" Std Bar 2 Rim 36" Fire Rated Bar 3 Rim 48" Std Bar 4 Rim 48" Fire Rated Bar Vertical Rod Devices: 5 Vertical 36" Std Bar 6 Vertical 36" Fire Rated Bar 7 Vertical 48" Std Bar 8 Vertical 48" Fire Rated Bar	N No Primary X Primary Ready A Zigbee N. America (158mW) B Zigbee Europe / Asia (10mW) C Zigbee International (87mW) D Inncom RF E Crestron F Telkonet H Zigbee G2 North America J Zigbee G2 Europe/Asia K Zigbee G2 International L Telkonet G2 *Only available with G2 Zigbee	A BLE Compatible G BLE Mod Bracket H Hilton BLE Mod Bracket* *Hilton BLE only for Hilton Properties	O Interior E Exterior H Heavy

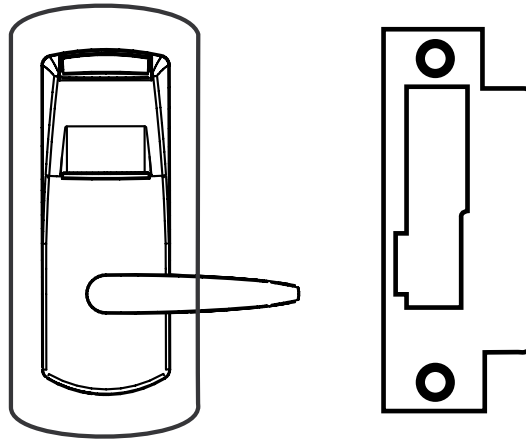
Note: *Bar not offered

Legacy Lock Accessories



Lock Accessories

Retrofit Kit for Standard doors 1 3/4"



Retro	Frame Type	Door Type	Locks to be installed	Recommendations
Ilco, Saflok, Onity, Schlage with Mortise and ASA Strike 4 7/8"	Metal	Metal	760, 770,790	Extended Lip Strike 47/8" P/N: LH 502815-xxx-K, P/N:RH 502816-xxx-K Dress plate Std P/N: 061-513071-xxx or Long P/N: 061-513073-xxx Mortise Stabilizer P/N: 50567701045 for 1 3/4" Door
	Metal	Wood	760, 770,790	Extended Lip Strike 47/8" P/N: LH 502815-xxx-K, P/N: RH 502816-xxx-K Dress plate Std P/N: 061-513071-xxx or Long P/N:061-513073-xxx
	Wood	Wood	760, 770,790	Extended Lip Strike 47/8" P/N: LH 502815-xxx-K, P/N:RH 502816-xxx-K Dress plate Std P/N: 061-513071-xxx or Long P/N:061-513073-xxx
Ving 1050 Mortise with ASA Strike 4 7/8"	Metal	Metal	760, 770,790	Strike 63/4" P/N:LH 502780-xxx-K for RH 502781-xxx-K Dress plate Std P/N: 061-513071-xxx or Long P/N:061-513073-xxx Mortise Stabilizer P/N: 50567701045 for 1 3/4" Door
	Metal	Wood	760, 770,790	Special 8 3/4" Mortise Face Plate P/N:041-511907-xxx Dress plate Standard P/N: 061-513071-xxx
	Wood	Wood	760, 770,790	Strike 6 3/4" P/N:LH 502780-xxx-K for RH 502781-xxx-K Dress plate Std P/N: 061-513071-xxx or Long P/N:061-513073-xxx

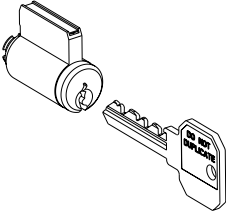
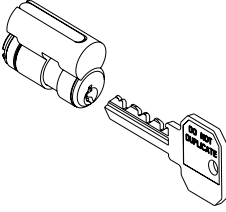
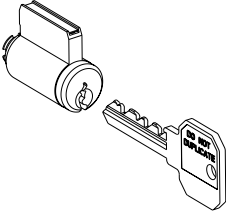
Note: Metal door described here is hollow metal, for filled metal (insulate clad door) use same information as wood door.

Notice: The onsite site survey and visual inspection should still be done carefully to cover for any extra accessories that might be needed.

* Mortise Stabilizer for 13/8" Door P/N: 505677101045

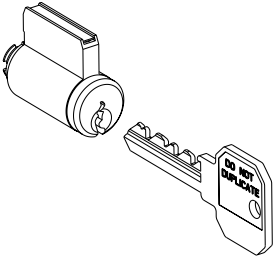
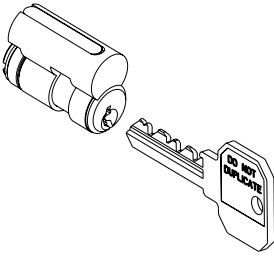
Lock Accessories

Cores & Cylinders

Standard Model (Example)				
<div>9</div> <div>Model</div>	<div>6</div> <div>Pins</div>	<div>3</div> <div>Keyway</div>	<div>4</div> <div>Finish</div>	<div></div> <div>Keying</div>
Build the model number with the desired options				
<div></div> <div>Model</div>	<div></div> <div>Pins</div>	<div></div> <div>Keyway</div>	<div>4</div> <div>Finish</div>	<div></div> <div>Keying</div>
Models	Pins	Keyway	Finish	Keying
<div></div> <div>9 Lori Cylinder Compatible Locks: Generation E760 Generation E730 Solitaire 710-II Solitaire 720-II SolitaireSMART Oracode 660 Oracode 4400 770 Series</div>	<div>6 6 Pins</div>	<div>3</div>	<div>4B Satin Brass ANSI 606</div>	<div>KA Keyed Alike KAI Keyed Alike by Group MK Master Keyed (for Shabbat Compliance)</div>
<div></div> <div>8 Unican Core Compatible Locks: SolitaireSMART Solitaire 710 Solitaire 720 System 700-II</div>	<div>6 6 Pins</div> <div>7 7 Pins</div>	<div>3 Lori 1 RMO 2 North American Project order</div>	<div>4 Satin Brass ANSI 606</div>	<div>KA Keyed Alike KAI Keyed Alike by Group MK Master Keyed (for Shabbat Compliance)</div>
<div></div> <div>9 Recodeable Lori Cylinder Compatible Locks: Generation E760 Generation E730 Oracode 660 Oracode 4400 Solitaire 710-II Solitaire 720-II 770 Series</div>	<div>6 6 Pins</div>	<div>3</div>	<div>4RB Satin Brass ANSI 606</div>	<div>KA3 Three Combinations in One Cylinder</div>

Lock Accessories

Keys

Standard Model (Example)			
<div>9</div> <div>Model</div>	<div>6</div> <div>Pins</div>	<div>3</div> <div>Keyway</div>	<div>E</div> <div></div> <div>Key</div>
Build the model number with the desired options			
<div></div> <div>Model</div>	<div></div> <div>Pins</div>	<div></div> <div>Keyway</div>	<div></div> <div></div> <div>Key</div>
Models	Pins	Keyway	Key
 <div>9 Key for Lori Cylinder</div>	<div>6 6 Pins</div>	<div>3</div>	<div>E Entry</div> <div>M Master</div> <div>EM Individual Entry under a Master</div>
 <div>8 Key for Unican Core</div>	<div>6 6 Pins</div> <div>7 7 Pins</div>	<div>1 RMO</div> <div>2 North American Project order</div>	<div>E Entry</div> <div>C Control</div> <div>M Master</div> <div>EG Entry under a group</div> <div>CM Control under a Master</div> <div>CG Control under a Group</div> <div>EM Individual Entry under a Master</div>
<div>9 Recodable Key Kit</div>	<div>6 6 Pins</div>	<div>3</div>	<div>0 Recodable Key Kit</div>

Lock Accessories

Decorative Plates

Compatible with SolitaireSMART, Solitaire710-II/710

Specifications

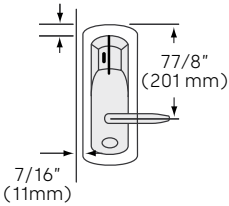
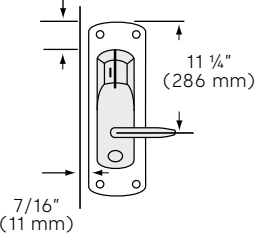
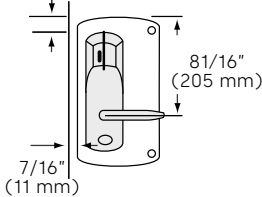
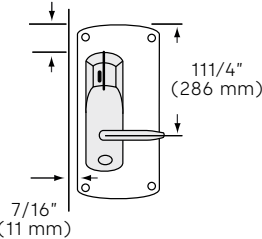
Plated Cold Rolled Steel, Solid Brass or Stainless Steel.

Mounting screws and washers included.

All plates are 1/32" (0.8 mm) thick.

Reverse handing when ordering for the interior of the door for Solitaire 710-II.

Longer mounting screws may be required.

Availability Number	Location		Finish	Plate
Standard 143/32" (358 mm) X 45/8" (117 mm) (44.5 mm)	Cylindrical / Mortise			
	Location Indoor In/Outdoor	SolitaireSMART/710-II In/Outside housing no/yes no/yes	Solitaire 710 In/Outside housing yes/yes yes/yes	Satin Brass Stainless Steel 061-508148-606 061-508148-630
NOTE: For the 710-II inside housing, use the long faceplate				
Long 171/2" (445 mm) X 45/8" (117 mm) 4 3/16" (106 mm)	Cylindrical / Mortise			
	Location Indoor In/Outdoor	SolitaireSMART/710-II In/Outside housing yes/yes yes/yes	Solitaire 710 In/Outside housing yes/yes yes/yes	Satin Brass Stainless Steel 062-510775-906 062-510775-630
Wide 145/16" (363 mm) X 67/8" (175 mm) (50.8 mm)	Cylindrical / Mortise			
	Location Indoor Left Hand Indoor Right Hand Indoor Left Hand Indoor Right Hand	Stainless Steel Stainless Steel Stainless Steel Stainless Steel	062-508150-L606 062-508150-R606 062-508150-L630 062-508150-R630	
Long & Wide 171/2" (445 mm) X 67/8" (175 mm) 4 3/16" (106 mm)	Cylindrical / Mortise			
	Indoor Left Hand Indoor Right Hand In/Outdoor Left Hand In/Outdoor Right Hand	Satin Brass Satin Brass Stainless Steel Stainless Steel	062-510776-L606 062-510776-R606 062-510776-L630 062-510776-R630	

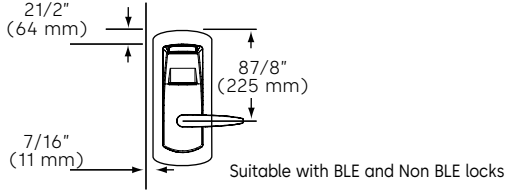
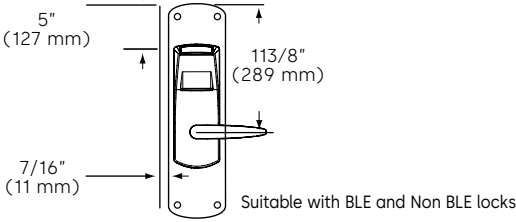
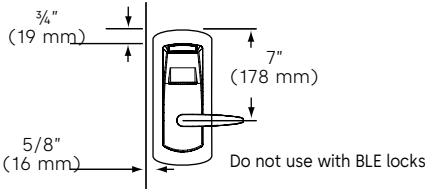
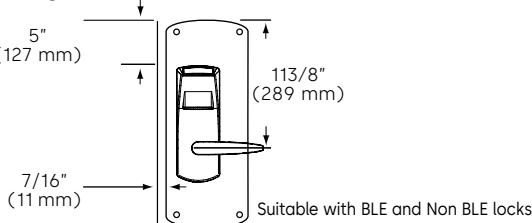
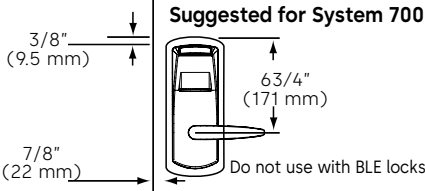
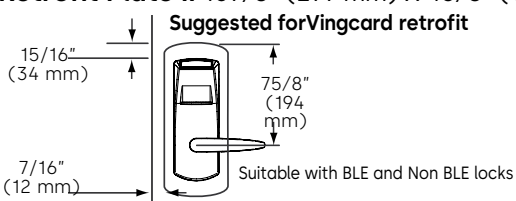
Lock Accessories

Decorative Plates

Compatible with Generation E-760/770/790/750/79E/730

Specifications

Mounting screws and washers included where applicable. All plates are 1/32" (0.8 mm) thick. Compatible with mortise (ASM, ESM) and cylindrical lock.

Availability	Location	Finish	Plate Number
Standard 14" (356 mm) X 45/8" (117 mm) 	Indoor/Outdoor Indoor/Outdoor	Stainless Steel PVD Satin Brass	062-513071-630 062-513071-906
Long 171/2" (445 mm) X 45/8" (117 mm) 	Indoor/Outdoor Indoor/Outdoor	Stainless Steel PVD Satin Brass	062-513073-630 062-513073-906
Short 101/2" (242 mm) X 45/8" (117 mm) 	Indoor/Outdoor Indoor/Outdoor	Stainless Steel PVD Satin Brass	061-513070-630 061-513070-906
Long & Wide 171/2" (445 mm) X 67/8" (175 mm) 	Indoor Left hand Indoor Right hand In/Outdoor Left hand In/Outdoor Right hand	Satin Brass Satin Brass Stainless Steel Stainless Steel	062-513074-L906 062-513074-R906 062-513074-L630 062-513074-R630
Retrofit Plate 101/16" (256 mm) X 33/4" (95 mm) Suggested for System 700 Lock retrofit 	In/Outdoor In/Outdoor	Stainless Steel PVD Satin Brass	061-513072-630 061-513072-906
Retrofit Plate II 107/8" (277 mm) X 45/8" (118 mm) Suggested for Vingcard retrofit 	In/Outdoor In/Outdoor	Stainless Steel PVD Satin Brass	061-513490-630 061-513490-906

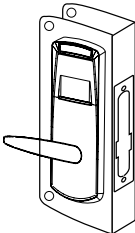
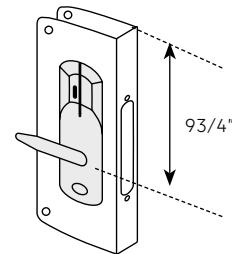
Lock Accessories

Decorative Plates

Compatible with Generation E-760/770/790/750/79E/730

Wrap plates

Plated C.R. Steel, Solid Brass, Stainless Steel. Mounting screws and washers included.
Non-handed. All plates are 1/32" (0.8 mm) thick.

Availability	Location	Finish	Plate Number
Wrap 13/4" (44 mm) X 1511/16" (399 mm) X 51/2" (140 mm) Standard (ASM) Mortise 11/4" face plate for Generation E-760, 770, 790  Mortise Indoor In/Outdoor Suitable with BLE and Non BLE locks		Satin Brass Stainless Steel	062-513075-906 062-513075-630
Wrap 13/4" (44 mm) X 1511/16" (399 mm) X 51/2" (140 mm) Standard (AMM) Mortise 11/4" face plate for Solitaire 710-II/710/SMART  Mortise Indoor In/Outdoor		Satin Brass Stainless Steel	062-510777-606 062-510777-630

Lock Accessories

Decorative Plates

Compatible with Confidant RFID (ASM Mortise Lock Case) and Confidant RFID (ESM Mortise Lock Case) Kit 1, Kit 2, Kit 3

Specifications:

Mounting screws and washers included where applicable. All plates are 1/32" (0.8 mm) thick.


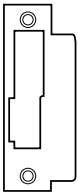
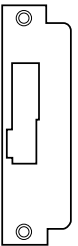

	Location	Finish	Plate Number
<p>Retrofit Plate 313mm x 90 mm</p>	Indoor/Outdoor Indoor / Outdoor	Satin Chrome Satin Brass	061-514185-630 061-514185-906
<p>Retrofit Plate II 425 mm x 90 mm Suggested for Vingcard retrofit</p>	Indoor/Outdoor Indoor / Outdoor	Satin Chrome Satin Brass	061-514185-2630 061-514185-2906
<p>Retrofit Plate III 350mm x 90mm Suggested for Cisa & Onity retrofit Plate</p>	Indoor/Outdoor Indoor / Outdoor	Satin Chrome Satin Brass	061-514185-3630 061-514185-3906
<p>Retrofit Plate IV for Bluetooth (inside side only) 425 mm x 90 mm</p>		Satin Chrome Satin Brass	061-514185-4630 061-514185-4906

Lock Accessories

Strikes - Compatible with Generation E-760, 770, 790 Solitaire710-II/710, SolitaireSMART & System 700-II Lock

Standard Mortise Strikes

All strikes include mounting screws. For strikes only, omit the "K" from the product number. Left Hand Reverse Door requires Right Hand Strike. Right Hand Reverse Door requires Left Hand Strike

	Handing	Finish	Part Number
* Standard 47/8" (124 mm)  <p>*Strike included with the lock at no charge, unless otherwise specified. Non-creditable unless purchased separately.</p>	Left Hand	Satin Brass	504131-606-K
	Right Hand	Satin Brass	504132-606-K
	Left Hand	Stainless Steel	504131-630-K
	Right Hand	Stainless Steel	504132-630-K
Wide Lip 47/8" (124 mm) 	Left Hand	Satin Brass	502815-606-K
	Right Hand	Satin Brass	502816-606-K
	Left Hand	Stainless Steel	502815-630-K
	Right Hand	Stainless Steel	502816-630-K
Long 6 3/4" (171 mm) 	Left Hand	Satin Brass	502780-606-K
	Right Hand	Satin Brass	502781-606-K
	Left Hand	Stainless Steel	502780-630-K
	Right Hand	Stainless Steel	502781-630-K
Extra Long 8 1/2" (216 mm) 	Left Hand	Satin Brass	506102-606-K
	Right Hand	Satin Brass	506103-606-K
	Left Hand	Stainless Steel	506102-630-K
	Right Hand	Stainless Steel	506103-630-K

Lock Accessories

Strikes - Compatible with Generation E-760, 770, 790 Solitaire710-II/710, SolitaireSMART & System 700-II Lock





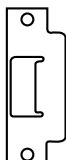
Mortise Strikes

All strikes include mounting screws.

For strikes only, omit the "K" from the product number.




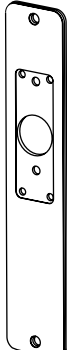
Left Hand Reverse Door requires Right Hand Strike.

Right Hand Reverse Door requires Left Hand Strike.

	Handing	Finish	Part Number
ASM/AMM 12" (305 mm) Dust box not included 	Left Hand Right Hand		041-512197-XXXK 041-512198-XXXK Replace XXX by 606 for Satin Brass and 630 for Stainless Steel
Smoke Seal 47/8" (124 mm) Dust Box not included 	Left Hand Right Hand Left Hand Right Hand	Satin Brass Satin Brass Stainless Steel Stainless Steel	041-508275-606K 041-508276-606K 041-508275-630K 041-508276-630K
Slim Mortise Strike ESM 71/4" (180 mm) with deadbolt 	Universal (Reversible)	Satin Brass Stainless Steel	041-510141-606K 041-510141-630K
Cylindrical Unit Strike T-Strike 23/4" (70 mm) (Dust box not included) 		Satin Brass Satin Chrome	032-512389-606 032-512389-626
Cylindrical Unit Strike 7/8" ASA Strike (124 mm) (Dust box not included) 		Satin Brass Satin Chrome	204119-606-K 204119-626-K

Lock Accessories

Miscellaneous Plates - Compatible with Generation E-760, SolitaireSMART, Solitaire 710-II/710, System 700 II. 770, 790

	Dimensions	Finish	Part Number
Door Filler Plates			
	23/4" x 11/8" (70 x 29 mm)	Prime Coat Steel	061-507858
	21/4" x 11/8" (57 x 24 mm)	Prime Coat Steel	061-507857
	21/4" x 11/8" (57 x 29 mm)	Brass Plated Steel	061-507856
Hole Filler Plates			
	23/8" (60 mm) Diameter	Silver Coated	061-507860
	23/8" (60 mm) Diameter	Brass Plated Steel	061-507859
Deadbolt Wrap-Around Plate			
	41/4" (H) x 41/2" (W) for 13/4" door (108 x 177 x 44 mm)	Stainless Steel	061-507862
	(Upgrades to dormakaba card reader from Ilco card reader) Reversible Card Reader Not included		
dormakaba Card Reader Retrofit Kit			
		Stainless Steel/ Matt black plastic fascia	062-511383

Lock Accessories

Miscellaneous

Compatible with Generation E-760, 770, 790

Description	Part Number
Outdoor Kit GENERATION E-760 Includes: Outside housing gasket, Stainless Steel battery holder screw	062-510180
Outdoor Kit 770 and 790 Includes: Outside housing gasket, Stainless Steel battery holder screw	033-512017-1
Extended 8¾" Face Plates for Standard 13¼" ASM Mortise With deadbolt cutout Without deadbolt cutout	041-511907-630 041-511908-630
ESM Face Plates 13/16" (20 mm) round faceplate With deadbolt cutout Without deadbolt cutout	128/508593-DXXX 128/508593-OXXX
29/32" (23 mm) round faceplate With deadbolt cutout Without deadbolt cutout Replace XXX by 630 (Stainless Steel) or 605 (Bright Brass PVD)	128/508595-DXXX 128/508595-OXXX
Thick Door Kit Includes: (3) mounting screws, (1) lock lever spindle and (1) thumbturn spindle For Door thickness 2.5" - 3.75" (66 mm-95 mm) Replace XXX by 606 for Satin Brass or 626 for Satin Chrome	062-512868-XXX
Torx Bit (T-15) For battery holder screw	138-510294
Auto Deadbolt / Office / Storeroom Kit To convert the standard inside trim assembly to Autodeadbolt ASM, ASM Office or ASM/ESM Storeroom functions. Note: For locks built after August 2002	062-510484-k
Spare Parts Box for Generation E-760/770/790K Lock with Mechanical Override For locks with Long & Short Levers Includes: Spindle (2), turn knob spindle (2), mounting screw (6), battery holder screw (5), Allen key 1/8", tool to remove outside lever (1), springs (8), Torx bit, spanner bit, cleaning card (5), Caps (4), plugs for KIK core (4), ASM Reverse Handing Tool (1) Replace XXX by 626 (Satin Chrome) or 606 (Satin Brass)	062-511806-xxx
Spare Parts Box for Generation E-760/770/790 Lock with Electronic Override For locks with Long & Short Levers Includes: Spindle (2), turn knob spindle (2), mounting screw (6), catch assembly (3), Allen key 1/8", tool to remove outside lever (1), Torx bit, spanner bit, cleaning card (5), ASM Reverse Handing Tool (1), springs (3) Replace XXX by 626 (Satin Chrome) or 606 (Satin Brass)	062-511805-xxx

Lock Accessories

Miscellaneous

Spare Parts Boxes Compatible with Confidant RFID

Item	Part Number
SPARE PARTS CONFIDANT BACK PLATE MOUNT 7mm KIT 1 SAT BRASS	062+514344+B7SB
SPARE PARTS CONFIDANT BACK PLATE MOUNT 7mm KIT 1 SAT CHRM	062+514344+B7SC
SPARE PARTS CONFIDANT BACK PLATE MOUNT 8mm KIT 1 SAT BRASS	062+514344+B8SB
SPARE PARTS CONFIDANT BACK PLATE MOUNT 8mm KIT 1 SAT CHRM	062+514344+B8SC
SPARE PARTS CONFIDANT BACK PLATE 9mm KIT 1	062+514344+B9SB
SPARE PARTS CONFIDANT BACK PLATE 9mm KIT 1	062+514344+B9SC
SPARE PARTS CONFIDANT ROSE MOUNT 7mm KIT 1 SAT BRASS	062+514344+R7SB
SPARE PARTS DONFIDANT ROSE MOUNT 7mm KIT 1 SAT CHRM	062+514344+R7SC
SPARE PARTS CONFIDANT ROSE MOUNT 8mm KIT 1 SAT BRASS	062+514344+R8SB
SPARE PARTS CONFIDANT ROSE MOUNT 8mm KIT 1 SAT CHRM	062+514344+R8SC
SPARE PARTS CONFIDANT ROSE MOUNT 9mm KIT 1	062+514344+R9SB
SPARE PARTS CONFIDANT ROSE MOUNT 9mm KIT 1	062+514344+R9SC
SPARE PARTS CONFIDANT BACK PLATE 7mm KIT 2	062+514734+B7SN
SPARE PARTS CONFIDANT BACK PLATE 8mm KIT 2	062+514734+B8SN
SPARE PARTS CONFIDANT BACK PLATE 9mm KIT 2	062+514734+B9SN
SPARE PARTS CONFIDANT ROSE MOUNT 7mm KIT 2	062+514734+R7SN
SPARE PARTS CONFIDANT ROSE MOUNT 8mm KIT 2	062+514734+R8SN
SPARE PARTS CONFIDANT ROSE MOUNT 9mm KIT 2	062+514734+R9SN
SPARE PARTS CONFIDANT KIT 3 NORTH AMERICA	062+514735+BASN
SPARE PARTS CONFIDANT BP 7MM KIT 2	062+514997+B7SN
SPARE PARTS CONFIDANT BP 8MM KIT 2	062+514997+B8SN
SPARE PARTS CONFIDANT BP 9MM KIT 2	062+514997+B9SN
SPARE PARTS CONFIDANT RM 7MM KIT 2	062+514997+R7SN
SPARE PARTS CONFIDANT RM 8MM KIT 2	062+514997+R8SN
SPARE PARTS CONFIDANT RM 9MM KIT 2	062+514997+R9SN
SPARE PARTS CONFIDANT 7MM KIT 1	062+514998+N7SB
SPARE PARTS CONFIDANT 7MM KIT 1	062+514998+N7SC
SPARE PARTS CONFIDANT 8MM KIT 1	062+514998+N8SB
SPARE PARTS CONFIDANT 8MM KIT 1	062+514998+N8SC
SPARE PARTS CONFIDANT 9MM KIT 1	062+514998+N9SB
SPARE PARTS CONFIDANT 9MM KIT 1	062+514998+N9SC
SPARE PARTS CONFIDANT TUBULAR LATCH KIT 3	062+514999+BASN

Lock Accessories

Miscellaneous
Welcome Kits

Item	Part Number
Welcome Kit 760/770	062-514559
Welcome Kit 790 FDU	062-514600
Welcome Kt Confidant FDU	062-514600-C
Welcome Kt Q90 FDU	062-514600-Q90
Welcome Kit 790 ATLAS	062-514789


Lock Accessories

Installation Equipment

Drill Plates

Description	Part Number
Generation E-760/770/790 Set of drilling plates ASM, ESM Right and Left Hand Used as Replacement Part for the installation jig below.	138-510192
Solitaire 710-II/SolitaireSMART Steel drill plates set for mortise (AMM, SMM) Used as Replacement Part for the installation jig below.	138-509875
Solitaire 710-II/SolitaireSMART Steel drill plates set for cylindrical lock Used as Replacement Part for the installation jig below.	138-509061
Solitaire 710 Steel drill plates set for mortise (ASM, ESM) Used as Replacement Part for the installation jig below.	138-509001
Solitaire 710 Steel drill plates set for cylindrical Used as Replacement Part for the installation jig below.	138-509061
Confidant RFID Set of drilling plates ASM Right and Left Hand. Used as replacement part for installation jig below.	138-514836

Installation Jigs



Description	Part Number
Generation E-760/770/790 Steel Installation Jig equipped with drill plate for ASM	138-510190
Generation E-760/770/790 Steel Installation Jig equipped with drill plate for ESM	138-510191
Generation E-760/770/790 Light Duty Jig Includes: Drill plate for System 700 Lock Retrofit (ASM)	138-510193
Solitaire 710-II/SolitaireSMART Jigs for Mortise (AMM)	138-509876
Solitaire 710-II/SolitaireSMART Jigs for cylindrical	138-509060
Solitaire 710 Steel Installation Jigs for Mortise (ASM)	138-508999
Solitaire 710 Steel Installation Jigs for Cylindrical	138-509060
Confidant RFID Steel installation jig equipped with drill plate for ASM	138-514837

Keycards & Other Printing


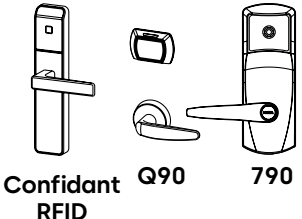

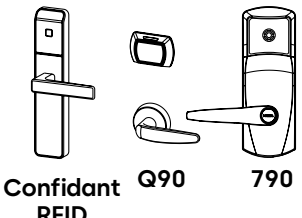

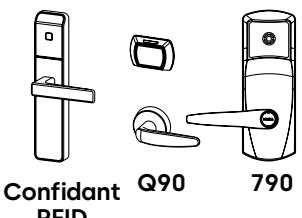

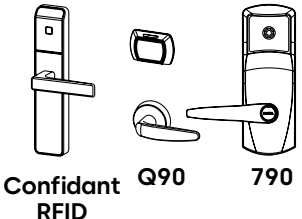

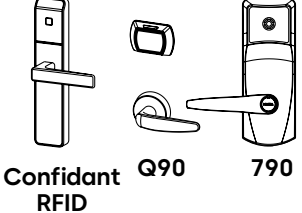
Generic Keycards for Contactless 790

Generic Keycards

In stock for immediate shipment.

Confidant RFID, Q90, 790 Keycard


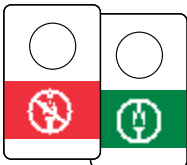



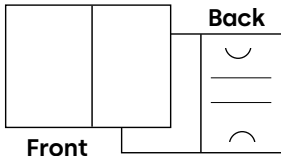

Description

Description	Lock	Part #
<p>Mini Mifare - GUEST keycard</p> <p>No audit trail</p> <p>Front</p> <p>Four Colors</p> <p>Back</p> <p>790 pictogram</p> <div data-bbox="565 625 750 856">  </div>	<div data-bbox="792 640 1091 856">  </div> <p>Confidant RFID</p>	<p>No Mag: RFO-F2002-B790 LOC Mag: RFL-F2002-B790 HIC Mag: RFH-F2002-B790</p>
<p>1K Mifare - STAFF keycard</p> <p>Audit trail</p> <p>Front</p> <p>Four Colors</p> <p>Back</p> <p>790 pictogram</p> <div data-bbox="565 903 750 1134">  </div>	<div data-bbox="792 903 1091 1119">  </div> <p>Confidant RFID</p>	<p>No Mag: RFO-F1001-B790 LOC Mag: RFL-F1001-B790 HIC Mag: RFH-F1001-B790</p>
<p>4K Mifare - AUDIT keycard</p> <p>Audit trail</p> <p>Front</p> <p>Four Colors</p> <p>Back</p> <p>790 pictogram</p> <div data-bbox="565 1207 750 1438">  </div>	<div data-bbox="792 1207 1091 1423">  </div> <p>Confidant RFID</p>	<p>No Mag: RFO-F3003-B790 LOC Mag: RFL-F3003-B790 HIC Mag: RFH-F3003-B790</p>
<p>1K Mifare - FOB</p> <p>Audit trail</p> <div data-bbox="565 1543 738 1680">  </div>	<div data-bbox="792 1507 1091 1724">  </div> <p>Confidant RFID</p>	<p>RED: FOB-M1K-RED</p>
<p>1K Mifare - Wristband</p> <p>Audit trail</p> <div data-bbox="548 1764 755 1932">  </div>	<div data-bbox="792 1749 1091 1965">  </div> <p>Confidant RFID</p>	<p>RED: WBD-M1K-RED</p>

Custom keycards and other wristbands and fobs colours are available call kim for pricing and availability.

Keycards & Other Printing

Accessories

Item	Description	Part #
Do Not Disturb / English 	Door Hanger Front "Please Do Not Disturb" One color red Back "Please Service Room" One color green	BLK-SERV-DND
Do Not Disturb - Pictogram 	Door Hanger Pictograms only (no text) Front: Red Do not enter Back: Green enter	BLK-SERV0-DND
Retractable Card Holder 	For staff keycards Box of 10 Convenient belt or pocket clip with self-retracting cord.	P203-10
Cleaning Cards 	Box of 50 For regular use in all electronic locking systems to ensure good performance. Cleans magnetic read/write heads in locks, FDU's and Remote Access Controller.	065-501367CC
Welcome Pockets (English) 	Box of 3000 All text, corner borders and logo are dark blue on a white background Cover text Welcome in 7 languages inside text: Safety tips (English).	FLD-WHT-0001
Welcome Pockets (Blank) 	Box of 3000 All white, no printing	FLD-WHT-0000
Welcome Pockets (Bilingual) 	Box of 3000 All text and logo are dark blue on a white background. Cover text Welcome in 6 languages inside text: Safety tips (French and English)	FLD-WHT-0002



Door
Hardware



Electronic
Access & Data



Mechanical
Key Systems



Lodging
Systems



Entrance
Systems



Safe
Locks



Service

Think tomorrow

We are committed to championing sustainability in everything we do, from producing more sustainable solutions to help our customers lessen their environmental footprint to being a fair and responsible employer and neighbor.



dormakaba.com

dormakaba Inc.

Toll Free: 1.800.999.6213

International: +1.514.340.9025

dormakaba.us

dormakabalodgingstore.com