

Order Guide 2023

Lodging Systems

Global | 02.01.2023



Table of Contents

05	HOW TO USE THE ORDER GUIDE	53	RAC5 PERIMETER ACCESS CONTROL LT & XT
06	ACCESS CONTROL SYSTEMS	53	Ordering
07	AMBIANCE ACCESS MANAGEMENT SOFTWARE	55	QUANTUM SERIES RCU/ECU & MCC/EMCC
07	Device Support	55	Ordering
08	Starter Kit	60	EXIT DEVICE HARDWARE
09	Ordering	60	SAFFIRE LX EXIT DEVICE OPERATOR
10	ENCODERS	60	Ordering
10	Network RFID	62	EXIT DEVICE OPERATOR CONFIDANT RFID
10	M-UNIT	62	Ordering
12	ELECTRONIC DOOR LOCKS	63	SAFLOK RT PLUS PANIC BAR TRIM
12	DOOR HANDING	63	Ordering
13	Installation type	64	SAFLOK MT SERIES EXIT DEVICE
15	SAFFIRE LX	64	Ordering
15	Starting Kits	66	E-PLEX 2000 SERIES
16	Ordering NA	66	Ordering
18	Ordering European	67	PERIMETER ACCESSORIES
20	CONFIDANT KIT 1	68	Accessories
20	Ordering	70	Suggested Applications
21	Spare Parts	72	LOCK ACCESSORIES
23	CONFIDANT KIT 2	73	CORES, CYLINDERS FOR SAFLOK RT SERIES
23	Ordering	73	Ordering
24	Spare Parts	74	KEYS FOR SAFLOK RT SERIES
26	CONFIDANT KIT 3	74	Ordering
26	Ordering	75	DECORATIVE PLATES FOR SAFFIRE LX
28	Spare Parts	75	Ordering
30	CONFIDANT (ANSI MORTISE LOCK CASE)	76	DECORATIVE PLATES FOR SAFLOK RT SERIES
30	Ordering	76	Ordering
31	CONFIDANT D (TUBULAR LATCH)	77	CONFIDANT RFID DECORATIVE PLATES
31	Ordering	77	Ordering
32	Spare Parts	78	MISCELLANEOUS PLATES
34	SAFLOK RT PLUS	78	Ordering
34	Ordering	79	STRIKES FOR SAFLOK RT SERIES
38	SAFLOK MT SERIES	79	Ordering
38	Ordering	81	MISCELLANEOUS PARTS FOR SAFLOK RT SERIES
40	SAFLOK QUANTUM SERIES	81	Ordering
40	Ordering	83	COMPLIMENTARY PRODUCTS
42	SAFLOK QUANTUM IV	84	ELECTRONIC IN-ROOM SAFE
42	Ordering	84	Ordering
46	SAFLOK QUANTUM PIXEL	86	KEYCARDS & PRINTING
46	Ordering	86	Ordering
49	PERIMETER ACCESS		
50	SAFLOK SR SERIES RFID		
50	Ordering		
51	SAFLOK REMOTE CONTROL UNIT (RCU)		
51	Ordering		
51	SAFLOK ELEVATOR CONTROL UNIT (RCU/ECU)		
51	Ordering		
52	RAC5 MULTI-FLOOR CONTROLLER		
52	Ordering		

LEGACY PRODUCTS**89 LEGACY COMPLEMENTARY PRODUCTS**

- 91 SAFLOK SYSTEM 6000
- 91 Ordering
- 92 SAFLOK MESSENGER LENS WIRELESS ONLINE SYSTEM
- 92 Ordering
- 94 ILCO ATLAS
- 94 Ordering
- 95 Components
- 97 ILCO FDU (FRONT DESK UNIT)
- 97 Ordering
- 98 Components
- 99 Property Management System Interface
- 102 Type 7 Encoder

103 LEGACY ELECTRONIC DOOR LOCKS

- 104 Lock finishes
- 106 Door handing
- 107 Lock installation
- 108 ILCO 790 RFID
- 108 Ordering
- 112 ILCO 770
- 112 Ordering
- 115 ILCO E-760
- 115 Ordering
- 119 ILCO SOLITAIRE 710-II
- 119 Ordering
- 121 CONFIDANT RFID (EUROPEAN MORTISE LOCK CASE)
- 121 Ordering
- 121 CONFIDANT RFID KIT 1
- 121 Ordering
- 122 Spare Parts
- 124 CONFIDANT RFID KIT 2
- 124 Ordering
- 125 Spare Parts
- 127 CONFIDANT RFID KIT 3
- 127 Ordering
- 128 Spare Parts
- 130 CONFIDANT RFID (ANSI MORTISE LOCK CASE)
- 130 Ordering
- 134 ILCO Q90
- 134 Ordering
- 136 SAFLOK QUANTUMII RFID
- 136 Ordering
- 138 SAFLOK QUANTUMII MECHANICAL KEY OVERRIDE (MKO)
- 138 Ordering
- 140 SAFLOK QUANTUMIII RFID
- 140 Ordering
- 142 SAFLOK QUANTUMIII MECHANICAL KEY OVERRIDE (MKO)
- 142 Ordering
- 144 SAFLOK RT RFID
- 144 Ordering

148 LEGACY PERIMETER ACCESS

- 149 Exit device operators
- 155 Saflok ädøse Exit Device
- 157 ILCO RAC4 – 4XT
- 157 Card readers
- 157 Ordering
- 160 Accessories
- 161 SAFLOK QUANTUMII RFID REMOTE/ELEVATOR CONTROL UNIT (RCU/ECU)
- 161 Ordering
- 163 SAFLOK QUANTUMII RFID MULTI CHANNEL CONTROLLER (MCC/EMCC)
- 163 Ordering
- 164 SAFLOK QUANTUMIII RFID REMOTE/ELEVATOR CONTROL UNIT (RCU/ECU)
- 164 Ordering
- 166 SAFLOK QUANTUMIII RFID MULTI CHANNEL CONTROLLER (MCC/EMCC)
- 166 Ordering
- 167 SAFLOK RT PANIC BAR TRIM
- 167 Ordering
- 168 SAFLOK MT SERIES EXIT DEVICE
- 170 SAFLOK ÄDØSE
- 170 Ordering
- 172 SAFLOK XT REMOTE/ELEVATOR CONTROL UNIT (RCU/ECU)
- 172 Ordering

173 LEGACY LOCK ACCESSORIES

- 174 Lock Accessories
- 190 Keycards and other printing

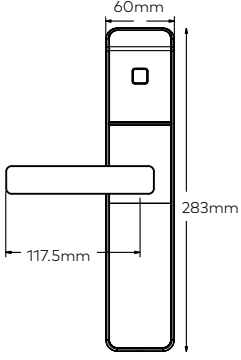
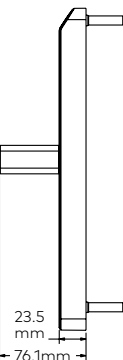
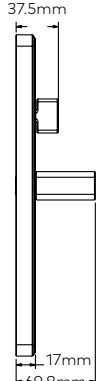
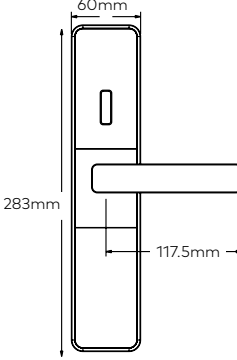
How to use the Order Guide

In some situations the part number has to be assembled to specify the product and the desired options. This is done by creating a number for your required options, as shown in the example below:

Lodging Order Guide **dormakaba**

Confidant Kit 2 (European Mortise Lock Case)

Ordering

Front
Front Side
Back side
Inside

Standard Model Number

C	F	00	0	K	S	-	7	4	C	R	-	N	P	S
Lock Model		Bluetooth		Outside Housing Options		Installation Options			Inside Housing Options					

Build the model number with the required options

C	F	00	•	•	•	•	•	•	•	•	•
Lock Model		Bluetooth		Outside Housing Options		Installation Options			Inside Housing Options		


Lock Model			Bluetooth	Outside Housing Options		Installation Options				Inside Housing Options		
Confidant (Fixed value)	System (Fixed value)	Operating System		Cylinder Support	Outside Lever	Spindle Kit	Mounting Screw	Finish	Mounting Plate	Cylinder Support	Privacy	Inside Lever
C	S****	00 Stand alone	0 No BLE	K Cylinder Support	S Short Return	7 7mm	M	C Satin Chrome Interior	R Rose Mount	C* Euro profile or Swiss cylinder (no privacy)	N No Thumbturn, no privacy	S Short Return
	F	RO Messenger Ready	1 BLE Ready	E No Cylinder	L Long Return (approved for EN 179)	8 8 mm		B Satin Brass Interior	B Backplate mount	N No cylinder	P Privacy Thumbturn	L Long Return
		M1 Messenger US	2 BLE Enabled		N No Lever	9 9 mm (Required for DIN certified locks)		E Satin Chrome Exterior			Q No thumbturn with privacy cable for dormakaba 395M	N No Lever
		M2 Messenger EU/Asia	D Demo No BLE		A DIN 2.0	B Austria 8.5 mm		H Satin Brass Exterior				A DIN 2.0 Requires 9mm spindle
		M3 Messenger Int'l	E BLE Enabled Demo					U Satin Chrome Oceanfront (not appropriate if exposed to weather)				
		MW Messenger Int'l	H BLE Hilton (Only for Hilton properties)									
		NO Escape Return										

Most common model ordered

Part number with your options

Select your options from these sections

Access Control Systems



Ambiance™

Access Management Software

Device Support

Lock & Reader Profile Compatibility

Ambiance fully supports RFID style locks.

Ambiance Version 1.3 is compatible with the following reader profiles:

- Saflok RT Plus
- Saflok RT RFID
- Saflok Confidant RFID
- Saflok MT RFID
- Saflok Quantum RFID Series
- Saflok RCU
- Saflok ECU
- MCC 8/12 Channel Elevator Controller
- EMCC Elevator Controller
- MFC Elevator Controller (offline operations Saffire, RT Plus)

Encoder Compatibility

The following encoder is compatible with Ambiance. Legacy encoders are not supported

- dormakaba RFID Encoder (Encoder Kit CEIPRF6000)

RFID Key Card Profile Compatibility

Ambiance is compatible with the following RFID keycard profiles:

- Mifare Classic
- 4K Audit
- Mifare Mini
- Mifare FOB 1K
- Mifare Plus
- 1K Staff
- Ultralight C

Maintenance Unit Compatibility

- M-Unit

PMS Compatibility

The following property management Software (PMS) Interface protocols are available with Ambiance.

- IRS – dormakaba's proprietary serial interface
- FIAS – Oracle interface
- Web Services – Preferred Interface (preferred interface)

BLE Support

- Compatible with BlueSky Access mobile app
- Other 3rd party app compatibility as per BLE business model

Ambiance™ Starter Kit

Starter Kit

INDIVIDUAL COMPONENT	COMPONENT PART NUMBER	Large Hotel Kit	Small Hotel Kit
Ambiance Program Install (USB Key) Incl PMS Interfaces	71590-SWA	1	1
Encoder, dormakaba RFID, Saflok	74750	2	1
Power Supply, USB	126-515174	3	2
Cable USB A, Micro B, 10'	71680	2	2
Cable, CAT 5E, 10'	71590-10	2	2
Saflok M-Unit	117-512880-009	1	1
Case, M-Unit	999-513684	1	1
Cable, M-Unit (Interface)	011-512884	1	1
Velcro, Black	A27760-BLACK	1	1
ASSY, BASE, M-Unit	74380	1	1
Programming & Auditing Probe	Based on lock type	1	1

Compatible Encoders

RFID Kit	Product #	
dormakaba RFID Encoder (North America)	CEIPRF6000	
dormakaba RFID Encoder (INTL)	CEIPRF6100	
INDIVIDUAL COMPONENTS	COMPONENT PART NUMBER	KIT QUANTITY
Encoder, dormakaba RFID, Saflok	74750	1
Power Supply, USB (North America)	126-515174	1
Power Supply, USB (INTL)	126-515154	1
Cable USB A, Micro B, 10'	71680	1
Cable, CAT 5E, 10'	71590-10	1

Ambiance™

Access Management Software

Ordering

Lock System Kits

Standard Model Number																		
S	K	A	2	—	Q	R	I	P	R	F	H	6	0	1	9	0	0	0
System		Version		Lock Family		Encoder				Handheld		Power Adapter	Door Count		Mobile Option	Online Option	Access Control	

Build the model number with the required options																		
S	K	A	2	—			I	P	R	F	H	6						
System		Version		Lock Family			Encoder				Handheld		Power Adapter	Door Count		Mobile Option	Online Option	Access Control

							Software Configuration		
System	Version	Lock Family	Encoder	Handheld	Power Adapter	Door Count	Mobile Option	Online Option	Access Control
SKA Ambiance Software	2	QR Quantum RFID	IPRF dormakaba RFID encoder	H6 M-Unit	0 North America 1 International	09 1-99 doors (1 encoder)	0 Standalone 1 MX (Mobile) 2 RX Link	0 Standalone 1 dormakaba 2 RX Link	0 Standalone 1 KC (Keyscan) 2 MA (Matrix)
		RT RT RFID				19 100-199 doors (2 encoders)			
		CR Confidant RFID				20 200-449 doors (2 encoders)			
		NC NFC Locks				45 450-599 doors (2 encoders)			
						60 600+ doors (2 encoders)			

Encoders

Overview

Network RFID Encoder

- Connects directly to PC via USB or to Ethernet network via TCP/IP
- Connects to DeskLinc™ via serial port
- Supports Mifare Classic (4 byte NUID) Mifare Plus and Mifare Ultralight C credentials
- Operates in accordance with ISO 14443A
- Encodes a variety of RFID credentials, such as keycards, fobs, wristbands, etc.
- Used in conjunction with Saflok RFID locks



Dimensions	1.5"H x 6"D x 3.3"W
Keycards Encoded	Mifare Classic (4 byte NUID) Mini, 1K, 4K. Mifare RFID Plus 2K, 4K, and Ultralight C
Connectivity	To PC via USB or serial port; to Ethernet network via TCP/IP port

M-Unit™

M-Unit™ is a portable programming device used for lock programming, interrogations, lock diagnostics and can be used as an auxiliary key encoding terminal. The M-Unit is equipped with new enhanced features keeping staff efficiency in mind, while incorporating a new sophisticated look and feel.

System Features

- USB connectivity; increased capacity and speed
- Storage capacity: 500+rooms
- Unit can be pre-programmed for the day
- Load a 300+ room property in seconds
- Interrogate 1000 lock events under 2 minutes
- Enhanced configurable security
- Advanced diagnostics
- Auxiliary Terminal functionality for encoding
- Advanced lock search function
- Interrogation reports can be viewed on the display
- Integrated with System 6000 V4 and Ambiance Access Management Software
- Power off and backlight timer settings



M-Unit Dimensions

Height	Depth	Width
1"	7"	3"

Ordering

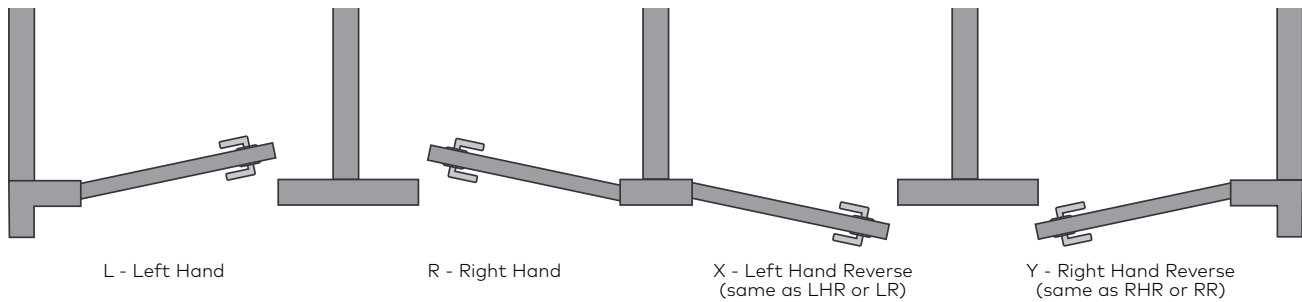
Part #	Description
CE6100	Insertion Encoder Magstripe/Smart Card Encoder
CERPF6000	Network RFID Encoder Encoder Station, Network RFID Encoder
CEIPRF6000	dormakaba RFID Encoder Encoder Station, dormakaba RFID Encoder (North America)
CEIPRF6100	Encoder Station, dormakaba RFID Encoder (INTL)

Electronic Door Locks



Door Handing (North America)

All locks require specification of door handing. To determine the hand, face the door from the outside and select the corresponding diagram below.



Lock Function

Standard

These locks remain permanently in locked mode, and for higher security a 1" deadbolt comes standard. This is suitable for applications where the person in the locked area needs added protection, such as a hotel room or private office. ANSI equivalent functions: Hotel Guest Lock (F15).

Auto Deadbolt

Same functionality as standard but the deadbolt is automatically projected every time the door is closed. Guest privacy is activated with the thumbturn knob.

Utility

These locks remain permanently in locked mode and lock each time the door is closed. There is no deadbolt. They are suitable for storage area doors or utility closets where constant security is required. Exiting from inside the room (Egress) is possible by turning the handle. ANSI equivalent functions: Storeroom or Closet (F07), Entry Lock (F04), Front Door Lock (F08), Apartment Corridor Door lock (F10), Room Door Lock (F21).

Exit Device Operator

These locks operate with an exit device to permit controlled access from the outside. The lock mode (passage or locked) can be changed manually (contactless or insert card). ANSI equivalent functions: Holdback Door (F06).

Remote Controller Unit (RCU), Elevator Controller Unit (ECU)

A card reader used for controlling access in elevators, garages or main doors. The controller interfaces with an elevator controller, gate controller, electro-magnetic lock, electric strike, exit button or panic bar. The controller mode (passage or locked) can be changed manually (swipe or insert card).

Dummy Trim

The Dummy Trim lock is for an aesthetic use only. The lock has no mechanical or electronic components. This lock is usually used on a double door entrance where the second door is bolted down.

Shabbat Lock

These locks are similar to the hotel lock with the exception that on the Shabbat, a different key for each room can be given to the guest so the access to the room is done totally in a mechanical way. There is no lever or mechanical override switch used in this lock.

Installation Type

Installation Types	Axapta / QMS Part Number	No Frame No prepping required on existing frame	Wood Frame Prepping required on existing wood frame	Metal Frame Prepping required on existing HOLLOW metal frame	Metal Frame [Grout] Prepping required on existing FILLED metal frame
Factory Prep.* No work required to prep or adjust door prep	INST-FP	-NF	-WF	-MF	-MG
Wood Door; Retrofit (Mortise) * Door prep required but mortise pocket exists already	INST-WR	-NF	-WF	-MF	-MG
Wood Door; Blank or Retrofit (Cylindrical)* Full door prep required	INST-WB	-NF	-WF	-MF	-MG
Metal Door; Retrofit (Mortise) * Door prep required but mortise pocket exists already	INST-MR	-NF	-WF	-MF	-MG
Metal Door; Blank or Retrofit (Cylindrical)* Full door prep required	INST-MB	-NF	-WF	-MF	-MG

Examples of INST-FP-NF

Door company used our templates to prep doors and frames - our installer will only install and program our locks. Contractor will purchase our installation jigs and ensure all doors are prepped according to template.

Examples of INST-FP-MF

Door company prepped the doors according to our templates, left hollow metal frame unprepped.

Examples of INST-WR-NF

Client has existing Kaba, Onity or Saflok mortise lock.

Examples of INST-MB-MG

Client had new blank metal door, or existing cylindrical locks, with work required to adjust grout filled metal frame.



Saffire LX

Starting Kits

ASM/Cylindrical **E-Lock** Starting Kit

(Door 1-³/₈" to 2-¹/₂")

Part #: 062+516654+E7

Part #	Description	Qty
020-515480-1	Inside Spindle 7.14 mm - 77.3 long	3
810-515998-1	12-24 screws	6
118+515884+1	Spindle turn knob	3
941-514793	M6-1 X 8mm socket set screw	6
017-515483	Outside Lever Bushing	4
810-516521-2630	Screws inside trim cover (SC)	6
810-516521-2622C	Screws inside trim cover (SB)	6
810-516521-2605	Screws inside trim cover (BK)	6
025-515498	Spring Stopper Holder	6
017-515489	Inside lever bushing	4
012-516226	Inside spindle spring	4
118-515990	Battery Back-Up Device	2
138-512580	Allen Key 3mm Hex	1

ASM/Cylindrical **K-Lock** Starting Kit

(Door 1-³/₈" to 2-¹/₂")

Part #: 062+516654+K7

Part #	Description	Qty
020-515480-1	Inside Spindle 7.14 mm - 77.3 long	3
810-515998-1	12-24 screws	6
810-515998-1	Spindle turn knob	3
941-514793	M6-1 X 8mm socket set screw	6
017-515483	Outside Lever Bushing	4
810-516521-2630	Screws inside trim cover (SC)	6
810-516521-2622C	Screws inside trim cover (SB)	6
810-516521-2605	Screws inside trim cover (BK)	6
025-515498	Spring Stopper Holder	6
017-515489	Inside lever bushing	4
012-516226	Inside spindle spring	4
810-509093	Screw 6-32 x 5/16 Flat HD PH	2
041-515465	Access Plate Key Cylinder Saffire	1
810-516437	SCW 10-32 x 7/16 PAN HD PH ZN STL	2
138-512580	Allen Key 3mm Hex	1

Euro Lock Starting Kit **E-Lock** (Door 35mm-55mm)

Part #: 062+516654+E8

Part #	Description	Qty
020-515480-2	Inside Spindle 8.00 mm - 77.3 long	3
810-516547-1	Screw FH M4 x 0.7 with Nylon Patch 30mm	3
810-514739-5	Screw PAN M5x30	6
941-514793	M6-1 X 8mm socket set screw	6
017-515483	Outside Lever Bushing	4
810-516521-2630	Screws inside trim cover (SC)	6
810-516521-2622C	Screws inside trim cover (SB)	6
810-516521-2605	Screws inside trim cover (BK)	6
025-515498	Spring Stopper Holder	6
017-515489	Inside lever bushing	4
012-516226	Inside spindle spring	4
118-515990	Battery Back-Up Device	2
138-512580	Allen Key 3mm Hex	1

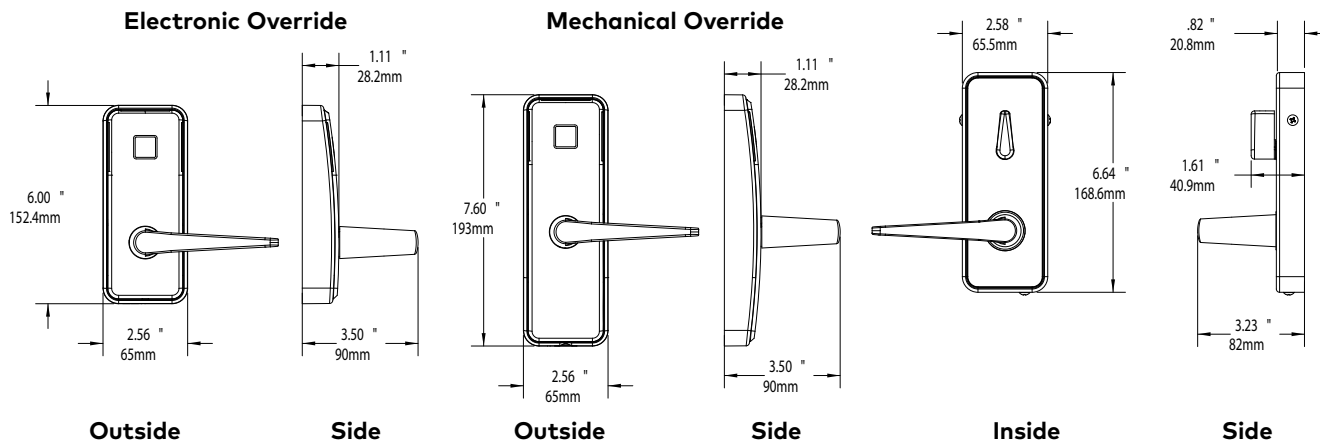
Euro Lock Starting Kit **K-Lock** (Door 35mm-55mm)

Part #: 062+516654+K8

Part #	Description	Qty
020-515480-2	Inside Spindle 8.00 mm - 77.3 long	3
810-516547-1	Screw FH M4 x 0.7 with Nylon Patch 30mm	3
810-514739-5	Screw PAN M5x30	6
941-514793	M6-1 X 8mm socket set screw	6
017-515483	Outside Lever Bushing	4
810-516521-2630	Screws inside trim cover (SC)	6
810-516521-2622C	Screws inside trim cover (SB)	6
810-516521-2605	Screws inside trim cover (BK)	6
025-515498	Spring Stopper Holder	6
017-515489	Inside lever bushing	2
012-516226	Inside spindle spring	4
810-509093	Screw 6-32 x 5/16 Flat HD PH	2
041-515465	Access Plate Key Cylinder Saffire	1
810-516437	SCW 10-32 x 7/16 PAN HD PH ZN STL	2
138-512580	Allen Key 3mm Hex	1

Saffire LX (North American)

Ordering



Standard Model (Example) (Continue building the model number to the right)

Lock Model			Outside Housing				
<div>S</div>	<div>O</div> <div>O</div>	<div>2</div>	-	<div>E</div>	<div>E</div>	<div>C</div>	<div>B</div>
	Version	Bluetooth		Override	Outside Lever	Finish	Trim

Build the model number with the desired options (Continue building the model number to the right)

Lock Model		Outside Housing				
<div>S</div>	<div></div> <div></div>	<div></div>	-	<div></div>	<div></div>	<div>B</div>
Version	Bluetooth		Override	Outside Lever	Finish	Trim

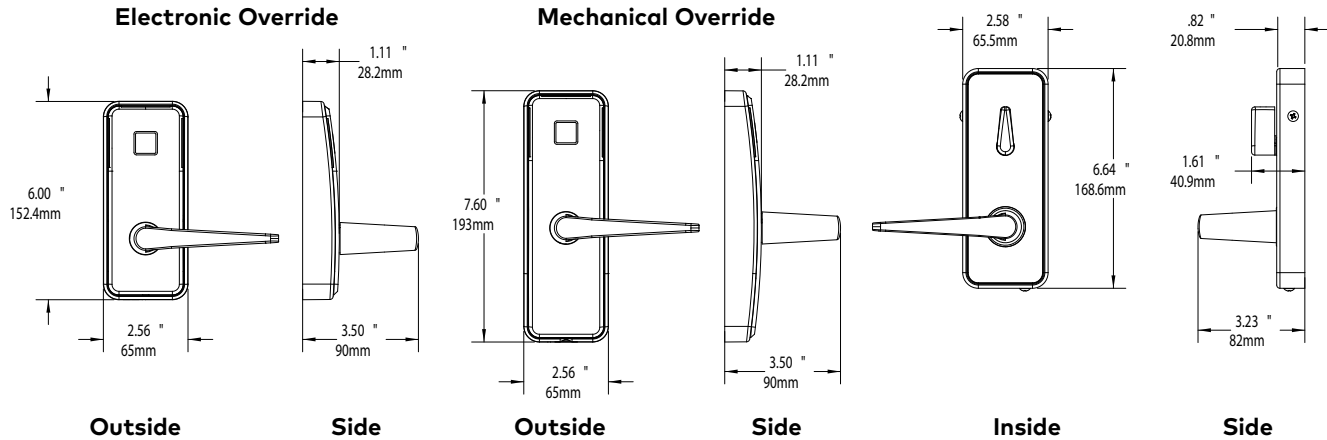
Style	Version	Bluetooth	Override	Outside Lever	Finish	Trim
S Saffire LX	O O Standalone M 1 Ambiance RX US M 2 Ambiance RX Euro/Asia M 3 Ambiance RX International M W Inncom D O Demo Standalone D 1 Demo Ambiance RX US D 2 Demo Ambiance RX Euro/Asia D 3 Demo Ambiance RX International D W Demo Inncom S B Shabbat lock**	2 BLE Enabled H BLE Hilton (only for Hilton properties) O No BLE	E Electronic Override K Mechanical Key**	E Von L Long Return (Troy lever extended for California) S Essen	C Satin Chrome E Satin Chrome Exterior U Satin Chrome Oceanfront B Satin Brass Interior S Satin Brass Exterior R Bright Chrome G Bright Chrome Exterior Z Oil Rubbed Bronze Int.* N Satin Nickel L Satin Nickel Exterior K Black Interior*	B Black R Graphite Grey W White

*Black and Oil Rubbed Bronze finish are only for interior use.

** Key cylinder is located on the bottom of the front lock housing.

Saffire LX (North American)

Ordering



Standard Model (Example) (Continued)

N	E	O	C	N	-	1	O	L
Privacy	Inside Lever	Function	Finish	Trim		Model	Deadbolt	Handing

Build the model number with the desired options (Continued)

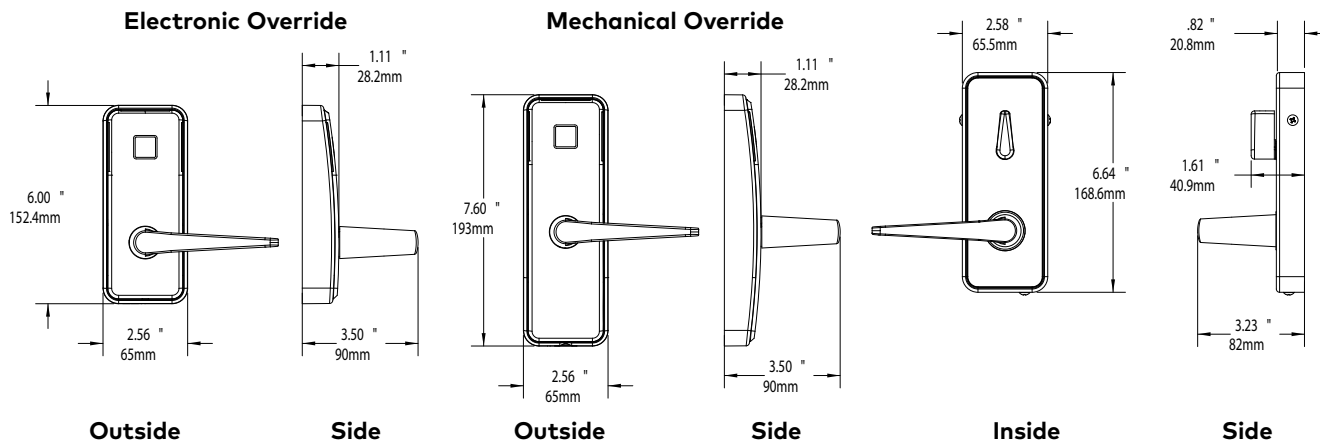
<input type="checkbox"/>	<input type="checkbox"/>	<input type="checkbox"/>	C	<input type="checkbox"/>	-	<input type="checkbox"/>	<input type="checkbox"/>	<input type="checkbox"/>
Privacy	Inside Lever	Function	Finish	Trim		Model	Deadbolt	Handing

Privacy	Inside Lever	Function	Finish	Trim	Model	Deadbolt	Handing
N No Thumbturn, no Privacy Storeroom	E Von	O Standard	C Satin Chrome	N No Fascia	1 ASM 1 1/4" (32mm) face plate, field reversible handing	O Standard Deadbolt	L Left Hand
P Privacy thumbturn with kickoff	L Long Return (Troy lever extended for California)	T Toggle / residence function	B Satin Brass	B Black Fascia	2 ASM 1 1/4" DAJ (32mm) face plate, field reversible handing	1 Auto Deadbolt (only with ASM)	R Right Hand
	S Essen		R Bright Chrome	R Graphite Grey	3 ASM 1" (25.4mm) face plate, no field reversible handing	2 No Deadbolt (only with ASM and cylindrical latch)	F Dual handed (Right Hand mortise, 2 strikes)
			Z Oil Rubbed Bronze	W White	4 ASM 1" DAJ (25.4mm) face plate, no field reversible handing		
			N Satin Nickel		5 Cylindrical unit & latch		
			K Black		6 Cylindrical unit & latch, 2 3/8" backset		

24mm forend subject to extended lead times
European demos are only available in 65mm backset

Saffire LX (European Mortise Lock Case)

Ordering



Standard Model (Example) (Continue building the model number to the right)

Lock Model			Outside Housing			
S	00	2	-	E	E	C
Version	Bluetooth	Override		Outside Lever	Finish	Trim

Build the model number with the desired options (Continue building the model number to the right)

Lock Model			Outside Housing			
S			-			B
Version	Bluetooth	Override		Outside Lever	Finish	Trim

Style	Version	Bluetooth	Override	Outside Lever	Finish	Trim
S Saffire LX	00 Standalone M2 Ambiance RX Euro/Asia M3 Ambiance RX International MW Inncom D0 Demo Standalone D2 Demo Ambiance RX Euro/Asia D3 Demo Ambiance RX International DW Demo Inncom SB Shabbat lock	2 BLE Enabled H BLE Hilton (only for Hilton properties) 0 No BLE	K*** Mechanical Key E**** Electronic Override	E Von (Not for locks certified EN 179) L Long Return (Troy lever extended for California, not for locks certified EN 179) S Essen (Not for locks certified EN 179) A DIN Lever (Approved for EN 179 certified locks)	C Satin Chrome E Satin Chrome Exterior U Satin Chrome Ocean Front B Satin Brass Interior S Satin Brass Exterior R Bright Chrome Interior G Bright Chrome Exterior N Satin Nickel L Satin Nickel Exterior K Black Interior* Z Oil Rubbed Bronze Int.*	B Black R Graphite Grey W White

* The Oil Rubbed Bronze finish is only for interior use.

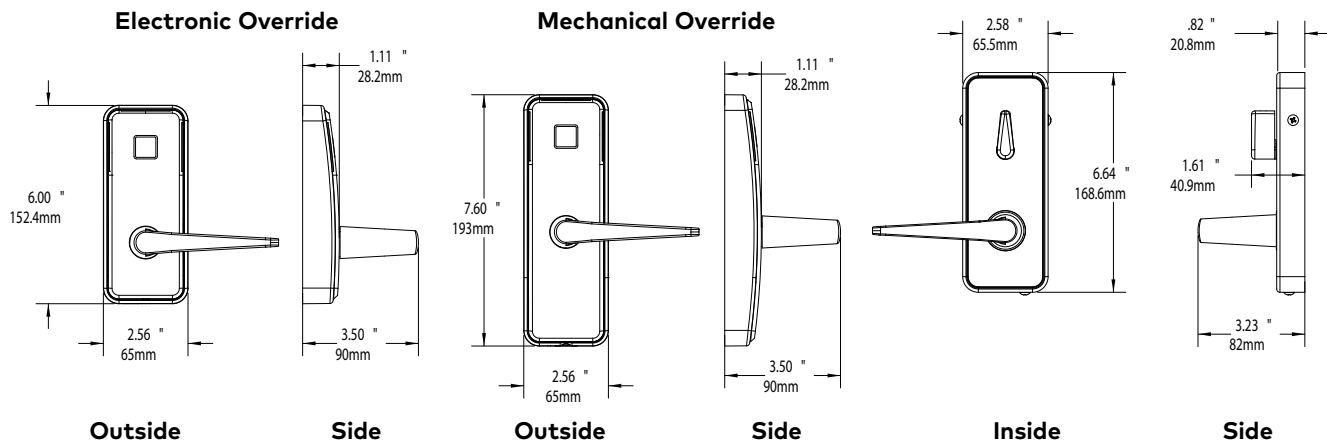
**Black and Oil Rubbed Bronze finish are only for interior use.

*** Long trim version - Mechanical key override via integrated cylinder

**** Short trim version - Electronic override or mechanical override via separate cylinder in lock case (not included)

Saffire LX (European Mortise Lock Case)

Ordering



Standard Model (Example) (Continued)

N	E	O	C	N	-	1	O	L
Privacy	Inside Lever	Function	Finish	Trim		Model	Mortise Spindle	Handing

Build the model number with the desired options (Continued)

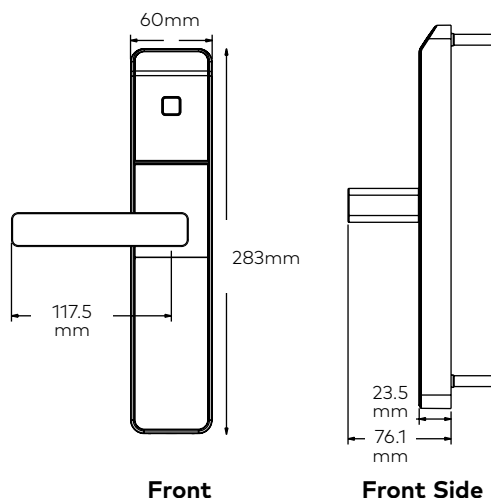
<input type="checkbox"/>	<input type="checkbox"/>	<input type="checkbox"/>	C	<input type="checkbox"/>	-	<input type="checkbox"/>	<input type="checkbox"/>	<input type="checkbox"/>
Privacy	Inside Lever	Function	Finish	Trim		Model	Mortise Spindle	Handing

Privacy	Inside Lever	Function	Finish	Trim	Model	Spindle	Handing
N No Privacy	E Von (Not for locks certified EN 179)	O Standard	C Satin Chrome	N No Fascia	A Euro lock case 55 mm backset, 20 mm forend round ends	8 8mm Spindle	L Left Hand & Right Hand Reverse
E Privacy in Euro lock case, no thumbturn.	L Long Return (Troy lever extended for California)	T Escape return	B Satin Brass	B Black Fascia	B Euro lock case 60 mm backset, 20 mm forend round ends	9 9mm Spindle	R Right Hand & Left Hand Reverse
R Rose and half knob cylinder for 40-44 mm doors (only with Euro lock case)	S Essen (Not for locks certified EN 179)		R Bright Chrome	R Graphite Grey	C Euro lock case 65 mm backset, 20 mm forend round ends		N None
F Privacy in Euro 395 lock case. Rose for cylinder	A DIN Lever 2.0 (Approved for EN 179)		Z Oil Rubbed Bronze	W White	D Euro lock case 70 mm backset, 20 mm forend round ends		
G Privacy in Euro 395 lock case.			N Satin Nickel		E Euro lock case 80 mm backset, 20 mm forend round ends		
			K Black		G Euro lock case 55 mm backset, 24 mm forend round ends		
					H Euro lock case 60 mm backset, 24 mm forend round ends		
					I Euro lock case 65 mm backset, 24 mm forend round ends		
					J Euro lock case 70 mm backset, 24 mm forend round ends		
					K Euro lock case 80 mm backset, 24 mm forend round ends		
					N None		
P Privacy Thumbturn					N None	8 8mm spindle	N None
N No Privacy						9 9mm spindle	
						B 8.5mm spindle (Austria only)	

24mm forend subject to extended lead times
European demos are only available in 65mm backset

Confidant Kit 1 (European Mortise Lock Case)

Ordering



Standard Model Number

C	F	00	0	K	S	-	7	M	C	N
Lock Model			Bluetooth	Outside Housing Options				Installation Options		

Build the model number with the required options

C	F	00				-				
Lock Model			Bluetooth	Outside Housing Options				Installation Options		

Lock Model			Bluetooth	Outside Housing Options		Installation Options			
Confidant (Fixed value)	System (Fixed value)	Operating System	Bluetooth	Cylinder Support	Outside Lever	Spindle Kit	Mounting Screw	Finish	Mounting Plate
C	S**** Saflok F Saflok NFC	00 Stand alone R0 Messenger Ready M1 Messenger US M2 Messenger EU/Asia M3 Messenger Int'l MW Inncom NO Escape Return Standalone	0 No BLE 1 BLE Ready 2 BLE Enabled D DEMO No BLE E¹ DEMO BLE Enabled	K Cylinder Support E No Cylinder	S Short L Long Return N No Lever A DIN 2.0	7 7mm 8 8 mm 9 9 mm B** Austria 8.5 mm	M	C Satin Chrome B Satin Brass E Satin Chrome Exterior H Satin Brass Exterior U Satin Chrome Oceanfront (not appropri- ate if exposed to salt mist from the sea)	N No option

* For door thicknesses greater than 55mm, please choose appropriate screws and spindle kits from spare parts list page 35. Screws provided for both rose and back plate mounting. Mounting screw selection applies for rosette mounting. M5 screws always provided for back plate mounting.

****The S model has been discontinued and should only be ordered for existing properties requiring spare parts.

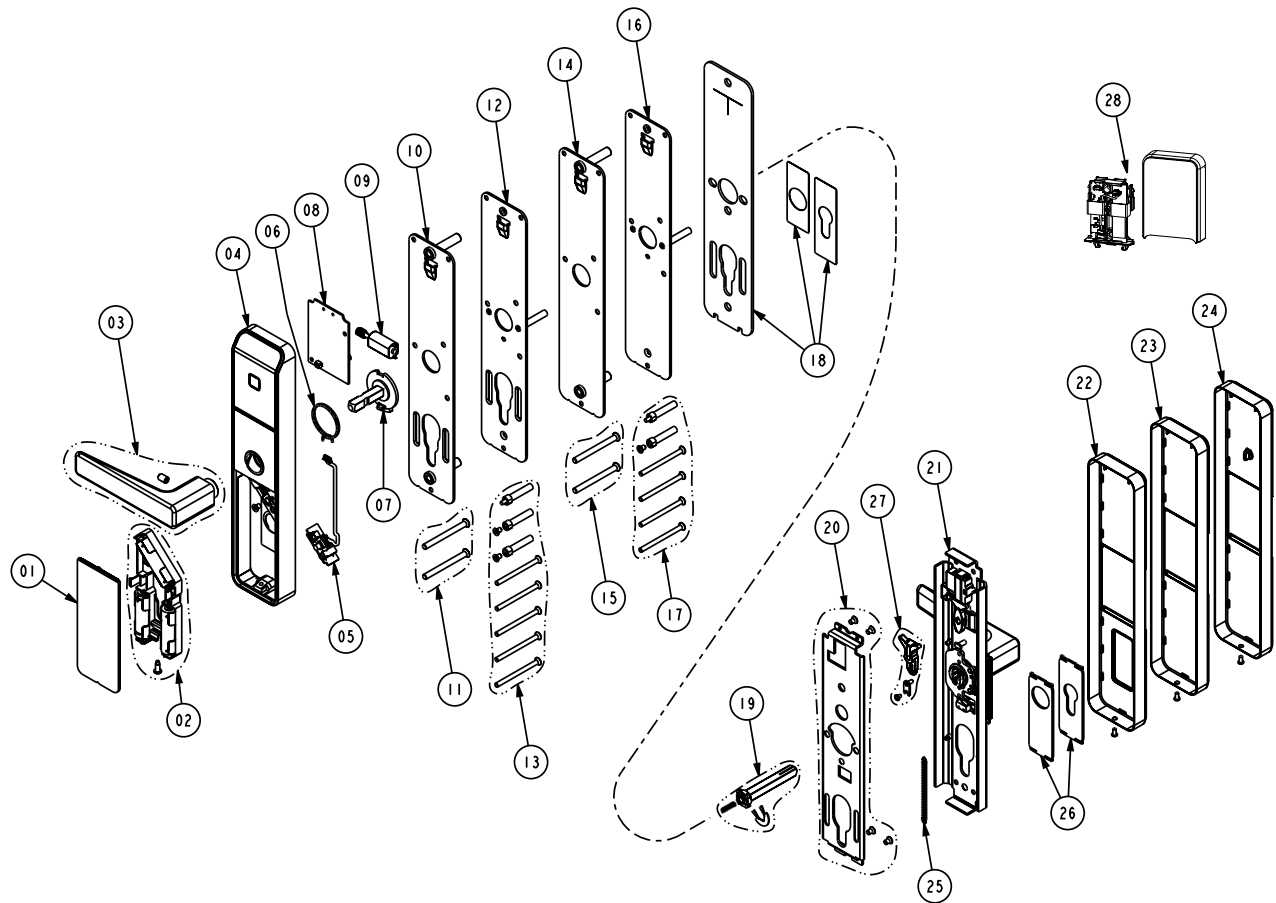
(1) Demo locks (D and E) are short lever, satin chrome only.

** Kit 1 version with Austria Spindle Kit is not ÖNORM certified

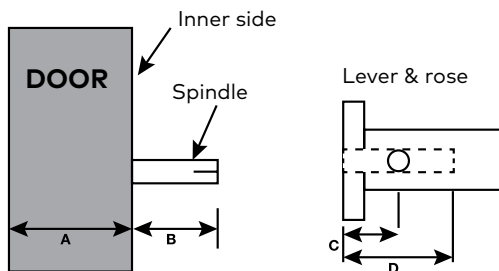
** Not certified per Onorm B 3859

Confidant Kit 1 (European Mortise Lock Case)

Spare Parts



*Choosing correct spindle Kit:



$B = \text{Spindle length} - A$ (door thickness)

Conditions:

$B = \text{or } > C + 5 \text{ mm}$

$B < D$

Confidant Kit 1 (European Mortise Lock Case)

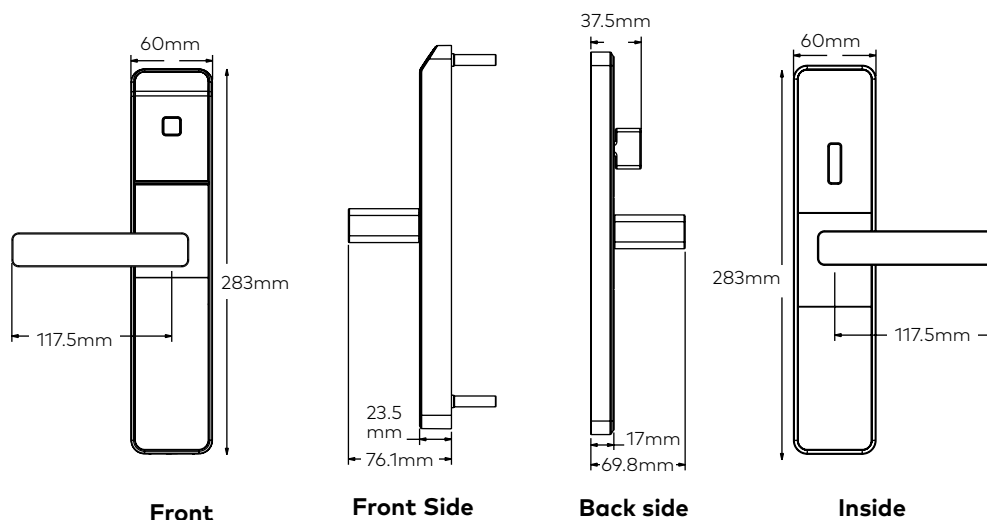
Spare Parts

ITEM NUMBER	PART NUMBER	DESCRIPTION
1	118+513769	Battery door kit Confidant
2	118+513774+3	Battery holder kit Confidant
3	069+513776+1626	Short lever handle 8 mm w/screw (Satin Chrome)
	069+513776+1906	Short lever handle 8 mm w/screw (Satin Brass)
	069+513776+1828	Short lever handle 8 mm w/screw (Ocean Front Chrome)
	069x513974+4626	Long lever handle 8 mm w/screw (Satin Chrome)
	069x513974+4906	Long lever handle 8 mm w/screw (Satin Brass)
	069x513974+4828	Long lever handle 8 mm w/screw (Ocean Front Chrome)
4	FCN00xExNNNN10N-xx*	Front lock housing
5	064-513764-2	Confidant lock transition PCB w/cable
6	6 012-513751	Lever spring Confidant RFID
7	7 118-514116	Outside hub and spindle kit Confidant
8	064-513708-003	Confidant lock main PCB atlas Bluetooth compatible (also for older version E001 PCB replacement)
	064-513708E003	Confidant lock main PCB atlas Bluetooth compatible (Ocean Front) (also for older ver E001 PCB replacement)
9	063+514042	Motor worm kit Confidant
10	118-514318-1	Back plate Confidant key override
11	062-514919-1626	Screws & posts key override Confidant - doors 35 to 55 mm (Satin Chrome)
	062-514919-1606	Screws & posts key override Confidant - doors 35 to 55 mm (Satin Brass)
	062-514919-2626	Screws only key override Confidant - doors > 55 to 75 mm (Satin Chrome)
	062-514919-2606	Screws only key override Confidant - doors >55 to 75 mm (Satin Brass)
	062-514919-3626	Screws only key override Confidant - doors >75 to 95 mm (Satin Chrome)
	062-514919-3606	Screws only key override Confidant - doors >75 to 95 mm (Satin Brass)
12	118-514318-2	Back plate Confidant No key override
13	062-514920-1626	Screws & posts w/out key override Confidant - doors 35 to 55 mm (Satin Chrome)
	062-514920-1606	Screws & posts w/out key override Confidant - doors 35 to 55 mm (Satin Brass)
	062-514920-2626	Screws only w/out key override Confidant - doors >55 to 75 mm (Satin Chrome)
	062-514920-2606	Screws only w/out key override Confidant - doors >55 to 75 mm (Satin Brass)
	062-514920-3626	Screws only w/out key override Confidant - doors >75 to 95 mm (Satin Chrome)
	062-514920-3606	Screws only w/out key override Confidant - doors >75 to 95 mm (Satin Brass)
14	062+514343+1	Outdoor kit Confidant euro profile cylinder
	062+514343+2	Outdoor kit Confidant swiss profile cylinder
	062+514343+3	Outdoor kit Confidant no cylinder
15	062+514598+1A	Spindle kit 8mm x 70mm long
	062+514598+1B	Spindle kit 8mm x 84mm long
	062+514598+1C	Spindle kit 8mm x 91mm long
	062+514598+1D	Spindle kit 8mm x 105mm long
	062+514598+1E	Spindle kit 8mm x 111mm long
	062+514598+1F	Spindle kit 8mm x 125mm long
	062+514598+1G	Spindle kit 8mm x 131mm long
	062+514598+2A	Spindle kit 9mm x 70mm long
	062+514598+2B	Spindle kit 9mm x 84mm long
	062+514598+2C	Spindle kit 9mm x 91mm long
	062+514598+2D	Spindle kit 9mm x 105mm long
	062+514598+2E	Spindle kit 9mm x 111mm long
	062+514598+2F	Spindle kit 9mm x 125mm long
	062+514598+2G	Spindle kit 9mm x 131mm long
	062+514598+3A	Spindle kit 7mm x 70mm long
	062+514598+3B	Spindle kit 7mm x 84mm long
	062+514598+3C	Spindle kit 7mm x 91mm long
	062+514598+3D	Spindle kit 7mm x 105mm long
	062+514598+3E	Spindle kit 7mm x 111mm long
	062+514598+3F	Spindle kit 7mm x 125mm long
	062+514598+3G	Spindle kit 7mm x 131mm long

* To configure part, visit www.saflokstore.com or contact customer service: 1.248.837.3700 / 1.800.999.6213 / techsupport.lgs.us@dormakaba.com
Screws provided for both rose and back plate mounting. Mounting screw selection applies for rosette mounting. M5 screws always provided for back plate mounting.

Confidant Kit 2 (European Mortise Lock Case)

Ordering



Standard Model Number

C	F	00	0	K	S	-	7	4	C	R	-	N	P	S
Lock Model	Bluetooth	Outside Housing Options					Installation Options					Inside Housing Options		

Build the model number with the required options

C	F	00				-					-			
Lock Model	Bluetooth	Outside Housing Options					Installation Options					Inside Housing Options		

Lock Model			Bluetooth	Outside Housing Options		Installation Options				Inside Housing Options		
Confidant (Fixed value)	System (Fixed value)	Operating System	Bluetooth	Cylinder Support	Outside Lever	Spindle Kit	Mounting Screw	Finish	Mounting Plate	Cylinder Support	Privacy	Inside Lever
C	S**** Saflok F Saflok NFC	00 Stand alone R0 Messenger Ready M1 Messenger US M2 Messenger EU/Asia M3 Messenger Int'l MW Inncom NO Escape Return Standalone	0 No BLE 1 BLE Ready 2 BLE Enabled D Demo No BLE E BLE Enabled Demo H BLE Hilton (Only for Hilton properties)	K Cylinder Support E No Cylinder	S Short Return L** Long Return N No Lever A** DIN 2.0	7 7mm 8 8 mm 9 9 mm (Required for DIN certified locks) B Austria 8.5 mm	M	C Satin Chrome Interior B Satin Brass Interior E Satin Chrome Exterior H Satin Brass Exterior U Satin Chrome Oceanfront (not appro- priate if exposed to salt mist from the sea)	R Rose Mount B Backplate mount	C* Euro profile or Swiss cylinder (no privacy) N No cylinder	N No Thumbturn, no privacy P Privacy Thumbturn Q No thumbturn with privacy cable for dormakaba 395M	S Short Return L Long Return N No Lever A DIN 2.0 Requires 9mm spindle Note: All lever handles compliant with DIN 18273.

* Inside cylinder support not available with privacy thumbturn option.

** Can be EN 179 certified with third party mortise lock. ABZ certification # Z-6.100-2592 with 9 mm spindle.

**** The S model has been discontinued and should only be ordered for existing properties requiring spare parts.

Spare Parts



Confidant Kit 2 (European Mortise Lock Case)

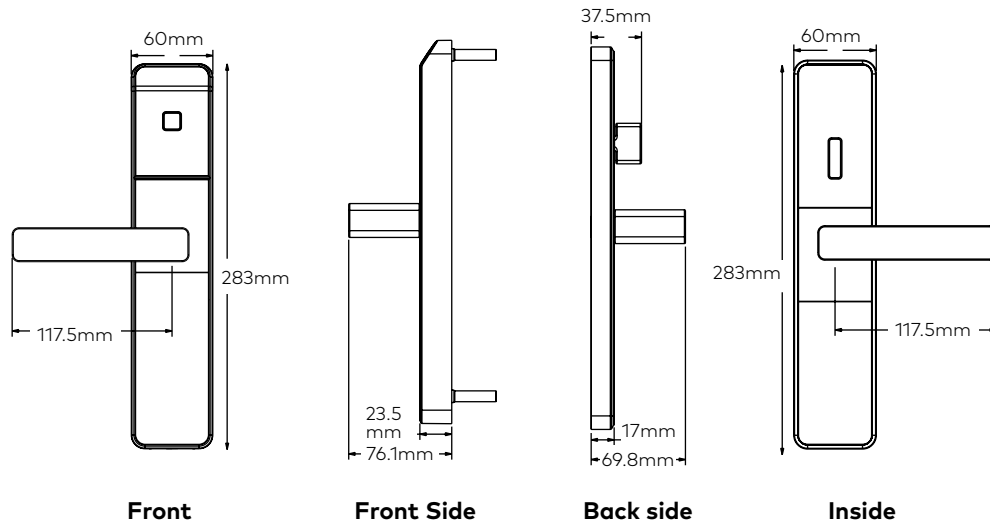
Spare Parts

ITEM NUMBER	PART NUMBER	DESCRIPTION	ITEM NUMBER	PART NUMBER	DESCRIPTION
1	118+513769	Battery door Kit Confidant	15	062-514671-1	Spindle kit 8 mm x 90 mm - doors 35 to 65 mm
2	118+513774+3	Battery holder assy Confidant		062-514671-2	Spindle kit 9 mm x 90 mm - doors 35 to 65 mm
3	069+513776+1626	Lever handle 8 mm w/screw (satin chrome)		062-514671-3	Spindle kit 7 mm x 90 mm - doors 35 to 65 mm
	069+513776+1906	Lever handle 8 mm w/screw (satin brass)		062-514671-4	Spindle kit 8 mm x 120 mm - doors >65 to 95 mm
	069+513776+1828	Lever handle 8 mm w/screw (ocean front chrome)		062+514598+4A	Spindle Kit 8.5mm Confidant Door Thk 35mm - 47mm
	069+513974+4626	Long lever handle 8 mm w/screw (Satin Chrome)		062+514598+4B	Spindle Kit 8.5mm Confidant Door Thk 43mm - 55mm
	069+513974+4906	Long lever handle 8 mm w/screw (Satin Brass)		062-514671-5	Spindle kit 9 mm x 120 mm - doors >65 to 95 mm
	069+513974+4828	Long lever handle 8 mm w/screw (Ocean Front Chrome)		062-514671-6	Spindle kit 7 mm x 120 mm - doors >65 to 95 mm
	062+514994-2630	DIN lever handle 8 mm w/screw & bushing (Stainless steel)		062-514671-7	Spindle kit 9 mm x 95 mm - doors 35 - 55 mm (DIN locks)
4	FCN00xExNNxx10N-xx*	Front lock housing		062-514671-8	Spindle kit 9 mm x 115 mm - doors >55 - 75 mm (DIN locks)
5	064-513764-2	Confidant lock transition PCB w/ cable	16	062-514106	Rose mount back plate and screws
6	012-513751	Lever spring Confidant		BCN00xExNxxx1N-xx*	Inside trim kit w/out privacy
7	118-514116	Outside hub and spindle kit Confidant	17	BCN00xExPxxx1N-xx*	Inside trim kit with privacy and kick off
8	064-513708-003	Confidant lock main PCB atlas Bluetooth compatible (also for older version E001 PCB replacements)		062-514166-2626	Trim plate and contour w/cylinder (satin chrome)
	064-513708E003	Confidant lock main PCB atlas Bluetooth compatible (Ocean Front) (also for older version E001 PCB replacements)	18	062-514166-2906	Trim plate and contour w/cylinder (satin brass)
9	063+514042	Motor worm kit Confidant		062-514166-6626	Trim plate and contour w/cylinder (satin chrome, Bluetooth version)
10	118-514318-1	Back plate Confidant key override cylinder		062-514166-6906	Trim plate and contour w/cylinder (satin brass, Bluetooth version)
11	118-514318-2	Back plate Confidant w/out key override cylinder		062-514166-1626	Trim plate and contour (satin chrome)
12	062-514995-1	M4 Screws & posts Confidant Rose Mount - doors 35 to 55 mm	19	062-514166-1906	Trim plate and contour (satin brass)
	062-514995-2	M4 Screws only Confidant Rose Mount - doors > 55 to 75 mm		062-514166-5626	Trim plate and contour (satin chrome, Bluetooth version)
	062-514995-3	M4 Screws only Confidant Rose Mount - doors >75 to 95 mm		062-514166-5906	Trim plate and contour (satin brass, Bluetooth version)
13	062-514996-1	M5 Screws & posts Confidant Back-plate Mount - doors 35 to 55 mm	20	062-513975-1626	Trim plate and turn knob (satin chrome)
	062-514996-2	M5 Screws only Confidant Back-plate Mount - doors > 55 to 75 mm		062-513975-1906	Trim plate and turn knob (satin brass)
	062-514996-3	M5 Screws only Confidant Back-plate Mount - doors >75 to 95 mm		062-513975-3626	Trim plate and turn knob (satin chrome, Bluetooth version)
14	062+514343+1	Outdoor kit Confidant euro profile cylinder		062-513975-3906	Trim plate and turn knob (satin brass, Bluetooth version)
	062+514343+2	Outdoor kit Confidant swiss profile cylinder	21	012-514105	Extension spring
	062+514343+3	Outdoor kit Confidant no cylinder	22	062-513956-1	Cylinder trim swiss profile cylinder
			23	062-513956-2	Cylinder trim euro profile cylinder
			24	062-514696	Retainer kit
			25	118-514870-P	Antenna cover ass'y Confidant
				118-514870-P-BT-2	Antenna cover ass'y with Bluetooth Confidant

* To configure part, visit www.saflokstore.com or contact customer service: 1.248.837.3700 / 1.800.999.6213 / techsupport.lgs.us@dormakaba.com

Confidant Kit 3 (European Mortise Lock Case)

Ordering



Standard Model Number

C	F	00	O	K	L	-	9	4	C	R	-	N	P	L	B	O	R
Lock Model	Bluetooth	Outside Housing Options					Installation Options					Inside Housing Options				Mortise Options	

Build the model number with the required options

C	F	00				-					-					O	
Lock Model	Bluetooth	Outside Housing Options					Installation Options					Inside Housing Options				Mortise Options	

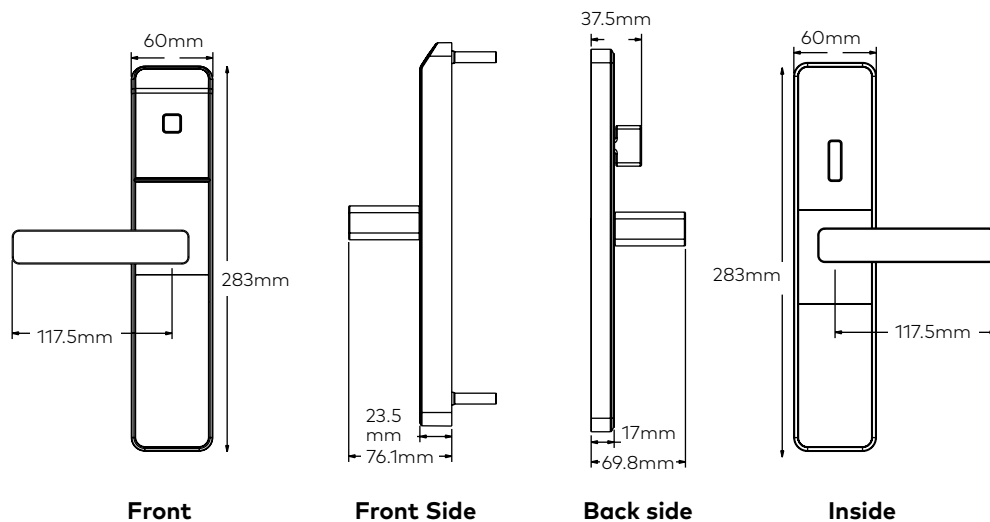
Lock Model			Bluetooth	Outside Housing Options		Installation Options			
Confidant (Fixed value)	System (Fixed value)	Operating System	Bluetooth	Cylinder Support	Outside Lever	Spindle Kit	Mounting Screw	Finish	Mounting Plate
C	S**** Saflok F Saflok NFC	00 Stand alone R0 Messenger Ready M1 Messenger US M2 Messenger EU/ Asia M3 Messenger Int'l MW Inncom NO Escape Return Standalone	O No BLE 1 BLE Ready 2 BLE Enabled D DEMO No BLE E DEMO BLE Enabled H BLE Hilton (only for Hilton properties)	K Cylinder Support E No Cylinder	S Short Return (Not approved for EN 179) L* Long Return (Approved for EN 179) N No Lever A* DIN 2.0 (Approved for EN 179)	9 9mm (Approved for EN179) 8 8mm	M	C Satin Chrome Interior B Satin Brass Interior E Satin Chrome Exterior H Satin Brass Exterior U Satin Chrome Oceanfront (not appropriate if exposed to salt mist from the sea)	R Rose Mount B Backplate mount

* Can be EN 179 certified with third party mortise lock. ABZ certification # Z-6.100-2592 with 9 mm spindle.

**** The S model has been discontinued and should only be ordered for existing properties requiring spare parts.

Confidant Kit 3 (European Mortise Lock Case)

Ordering



Standard Model Number																	
C	F	00	O	K	L	-	9	4	C	R	-	N	P	L	F	O	R
Lock Model			Bluetooth	Outside Housing Options		Installation Options				Inside Housing Options				Mortise Options			

Build the model number with the required options																	
C	F	00				-					-					O	
Lock Model		Bluetooth		Outside Housing Options		Installation Options				Inside Housing Options			Mortise Options				

Inside Housing Options			Mortise Options		
Cylinder Support	Privacy	Inside Lever	Model	Deadbolt Functionality	Handing
N No cylinder C* Euro profile	N No Thumbturn, no Privacy P Privacy Thumbturn with kickoff E Privacy in Euro lock case, no thumbturn, but rose and half knob cylinder for 40-44 mm doors (only with 395M) F Privacy in Euro lock case, no thumbturn, but rose for half knob cylinder (only with 395M)	S Short Return L Long Return (Approved for EN 179) N No Lever A DIN 2.0 (Approved for EN 179) Note: All lever handles compliant with DIN 18273.	20 mm forend round ends D Euro lock case 55 mm backset E Euro lock case 60 mm backset F Euro lock case 65 mm backset G Euro lock case 70 mm backset H Euro lock case 80 mm backset 24 mm forend round ends I Euro lock case 55 mm backset, J Euro lock case 60 mm backset K Euro lock case 65 mm backset L Euro lock case 70 mm backset M Euro lock case 80 mm backset	O Standard Dead Bolt	R RH or LHR L LH or RHR

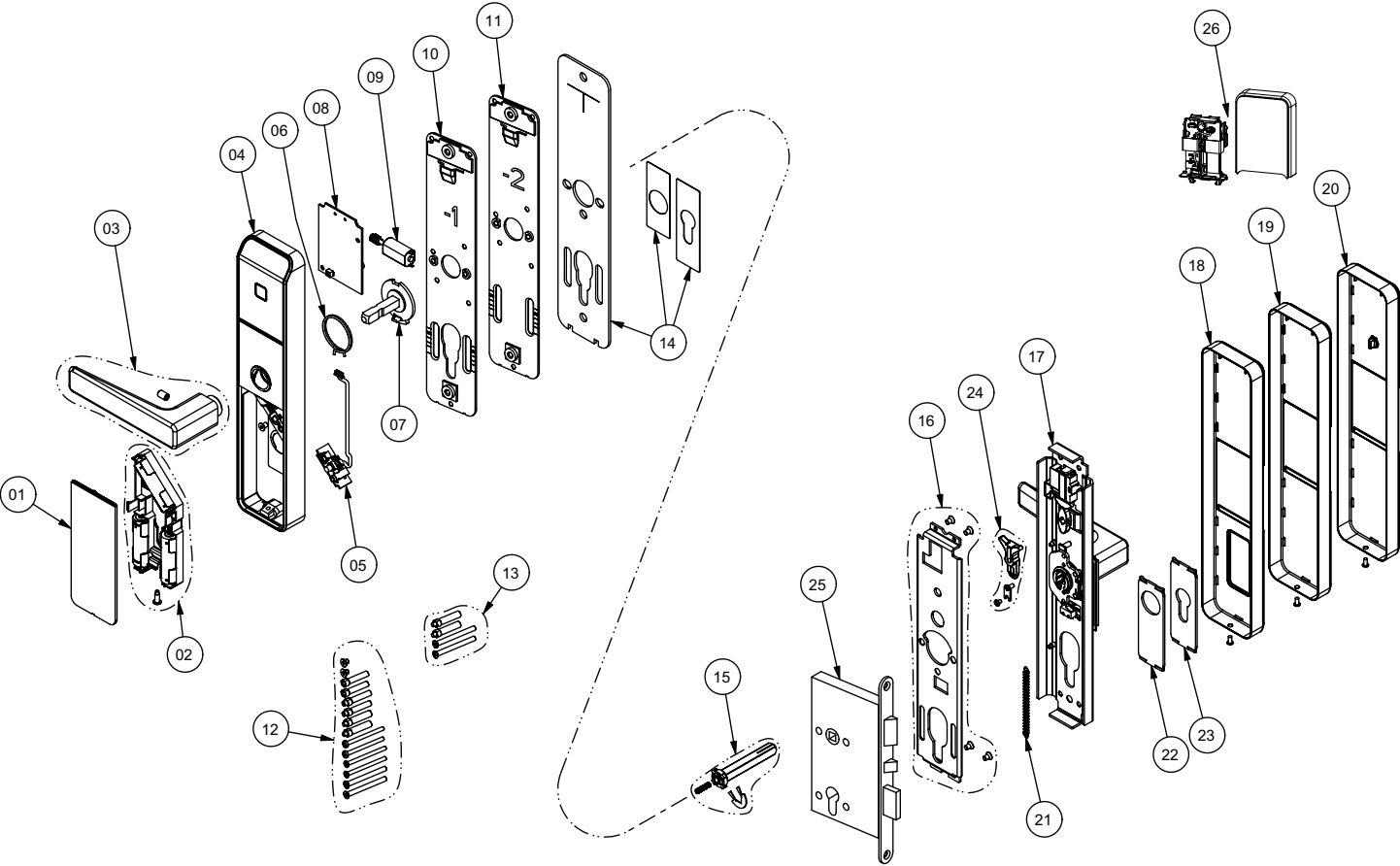
24mm forend subject to extended lead times.

European demos are only available in 65mm backset.

* Inside cylinder support not available with privacy thumbturn option.

Confidant Kit 3 (European Mortise Lock Case)

Spare Parts



Confidant Kit 3 (European Mortise Lock Case)

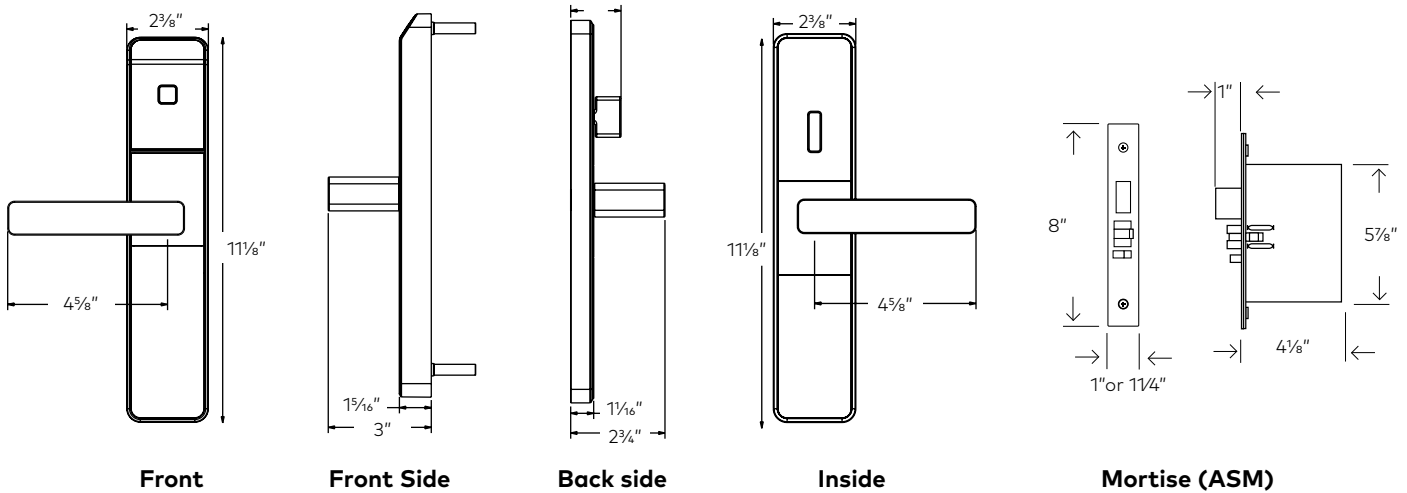
Spare Parts

ITEM NUMBER	PART NUMBER	DESCRIPTION	ITEM NUMBER	PART NUMBER	DESCRIPTION
1	118+513769	Battery door Kit Confidant	15	062-514671-2	Spindle kit 9 mm x 90 mm - doors 35 to 65 mm
2	118+513774+3	Battery holder assy Confidant		062-514671-5	Spindle kit 9 mm x 120 mm - doors
3	069+513776+1626	Lever handle 8 mm w/screw (satin chrome)		062-514671-7	Spindle kit 9 mm x 95 mm - doors 35 to 55 mm
	069+513776+1906	Lever handle 8 mm w/screw (satin brass)		062-514671-8	Spindle kit 9 mm x 115 mm - doors >55 to 75 mm
	069+513776+1828	Lever handle 8 mm w/screw (ocean front chrome)		062-514671-9	Spindle kit 9 mm x 135 mm - doors >75 to 95 mm
	069+513974+4626	Long lever handle 8 mm w/screw (Satin Chrome)	16	062-514106	Rose mount back plate and screws
	069+513974+4906	Long lever handle 8 mm w/screw (Satin Brass)	17	BCN00xExNxxx1N-xx*	Inside trim kit w/out privacy
	069+513974+4828	Long lever handle 8 mm w/screw (Ocean Front Chrome)		BCN00xExPxxx1N-xx*	Inside trim kit with privacy and kick off
	062-514994-2630	DIN lever handle 8 mm w/screw & bushing (Stainless steel)	18	062-514166-2626	Trim plate and contour w/cylinder (satin chrome)
4	FCN00xExNNxx10N-xx*	Front lock housing		062-514166-2906	Trim plate and contour w/cylinder (satin brass)
5	064-513764-2	Confidant lock transition PCB w/ cable		062-514166-6626	Trim plate and contour w/cylinder (satin chrome, Bluetooth version)
6	012-513751	Lever spring Confidant		062-514166-6906	Trim plate and contour w/cylinder (satin brass, Bluetooth version)
7	118-514116	Outside hub and spindle kit Confidant	19	062-514166-1626	Trim plate and contour (satin chrome)
8	064-513708-003	Confidant lock main PCB atlas Bluetooth compatible (also for older version E001 PCB replacements)		062-514166-1906	Trim plate and contour (satin brass)
	064-513708E003	Confidant lock main PCB atlas Bluetooth compatible (Ocean Front) (also for older version E001 PCB replacements)		062-514166-5626	Trim plate and contour (satin chrome, Bluetooth version)
9	063+514042	Motor worm kit Confidant		062-514166-5906	Trim plate and contour (satin brass, Bluetooth version)
10	118-514318-1	Back plate Confidant key override cylinder	20	062-513975-1626	Trim plate and turn knob (satin chrome)
11	118-514318-2	Back plate Confidant w/out key override cylinder		062-513975-1906	Trim plate and turn knob (satin brass)
12	062-514995-1	M4 Screws & posts Confidant Rose Mount - doors 35 to 55 mm		062-513975-3626	Trim plate and turn knob (satin chrome, Bluetooth version)
	062-514995-2	M4 Screws only Confidant Rose Mount - doors > 55 to 75 mm		062-513975-3906	Trim plate and turn knob (satin brass, Bluetooth version)
	062-514995-3	M4 Screws only Confidant Rose Mount - doors >75 to 95 mm	21	012-514105	Extension spring
13	062-514996-1	M5 Screws & posts Confidant Backplate Mount - doors 35 to 55 mm	22	062-513956-1	Cylinder trim swiss profile cylinder
	062-514996-2	M5 Screws only Confidant Backplate Mount - doors > 55 to 75 mm	23	062-513956-2	Cylinder trim euro profile cylinder
	062-514996-3	M5 Screws only Confidant Backplate Mount - doors >75 to 95 mm	24	062-514696	Retainer kit
			25	062-515016-L630	BMH 801 lock case, 65mm backset, 20mm faceplate, LH
14	062+514343+1	Outdoor kit Confidant euro profile cylinder		032-515016-R630	BMH 801 lock case, 65mm backset, 20mm faceplate, RH
	062+514343+2	Outdoor kit Confidant swiss profile cylinder		032-515071-L630	BMH 801 lock case, 65mm backset, 24mm faceplate, LH
	062+514343+3	Outdoor kit Confidant no cylinder		032-515071-R630	BMH 801 lock case, 65mm backset, 24mm faceplate, RH
			26	118-514 870-P	Antenna cover ass'y Confidant
				118-514870-P-BT-2	Antenna cover ass'y with Bluetooth Confidant

* To configure part, visit www.saflokstore.com or contact customer service: 1.248.837.3700 / 1.800.999.6213 / techsupport.lgs.us@dormakaba.com

Confidant (ANSI Mortise Lock Case)

Ordering



Standard Model Number - ASM / ESM (Example)																		
C	F	00	O	E	L	-	A	A	C	B	-	N	P	S	-	1	O	R
Lock Model			Bluetooth	Outside Housing Options		Installation Options					Inside Housing Options			Mortise Options				

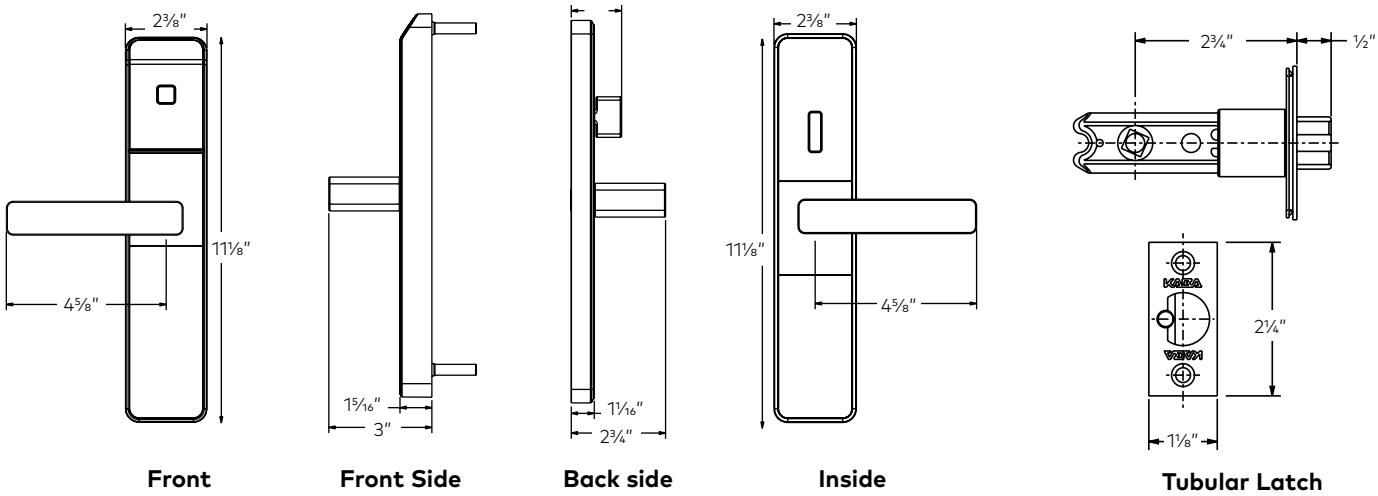
Build the model number with the required options																	
C		00		E		-	A	A		B	-	N			-		
Lock Model			Bluetooth	Outside Housing Options		Installation Options				Inside Housing Options			Mortise Options				

Lock Model			Bluetooth	Outside Housing Options		Installation Options				Inside Housing Options			Mortise Options		
Confidant (Fixed value)	System (Fixed value)	Operating System	Bluetooth	Cylinder Support	Outside Lever	Spindle Kit	Mounting Screw	Finish	Mounting Plate	Cylinder Support	Privacy	Inside lever	Model	Deadbolt Functionality	Handing
C	S**** Saflok F Saflok NFC	00 Stand alone R0 Messenger Ready M1 Messenger US M2 Messenger EU/Asia M3 Messenger Int'nl MW Incom NO Escape Return Standalone	O No BLE 1 BLE Ready 2 BLE Enabled D DEMO No BLE E DEMO BLE Enabled H BLE Hilton (only for Hilton properties)	E No Cylinder	S Short Return L Long Return (California compatible)	A 7.14 mm	M	C Satin Chrome B Satin Brass E Satin Chrome Exterior H Satin Brass Exterior U Satin Chrome Oceanfront (not appropriate if exposed to salt mist from the sea)	B Backplate mount	N No Cylinder	N No Thumbturn No Privacy P Privacy Thumbturn with kickoff	S Short C California (Non reversible No F mortise option)	1 ASM 1-1/4" 2 ASM 1-1/4" 3 DAJ 4 ASM 1" 5 DAJ	O Std. DB (Requires Privacy) 1 ADB (not available with ESM) 2 No Deadbolt	L LH & RHR w/ S inside lever LH w/ California inside lever R RH & LHR w/ S inside lever RH w/ California inside lever X LHR w/ California inside lever Y RHR w/ California inside lever F Dual handed (RH mortise, 2 strikes) Reversible (not with California inside lever)

**** The S model has been discontinued and should only be ordered for existing properties requiring spare parts.

Confidant (Tubular Latch)

Ordering



Standard Model Number - Tubular Latch (Example)

C	F	00	O	E	S	-	8	A	C	B	-	N	P	S	-	6	N	F
Lock Model	Bluetooth	Outside Housing Options	Installation Options	Inside Housing Options	Mortise Options													

Build the model number with the required options

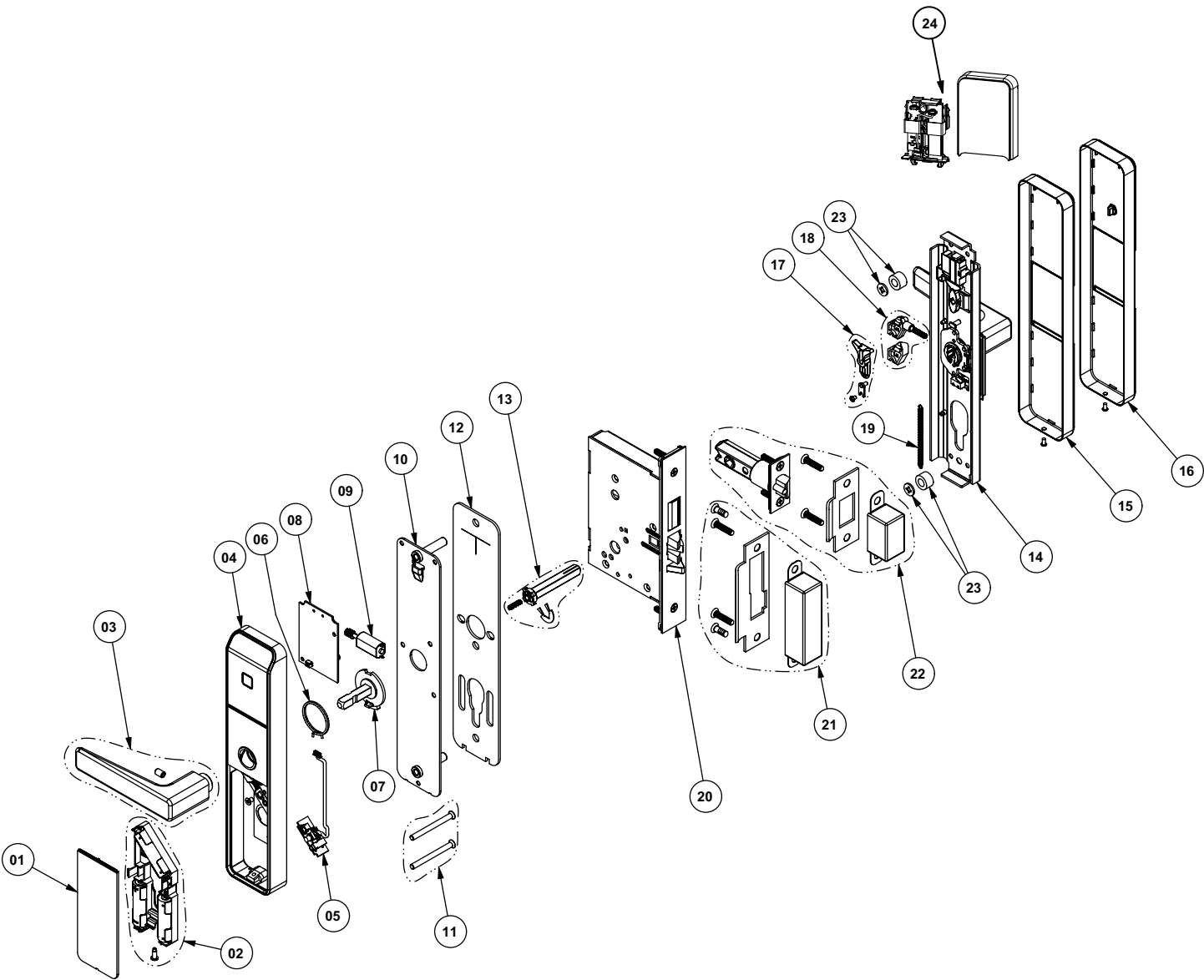
C		00		E		-	8	A		B	-	N			-		N	
Lock Model	Bluetooth	Outside Housing Options	Installation Options	Inside Housing Options	Mortise Options													

Lock Model			Bluetooth	Outside Housing Options		Installation Options				Inside Housing Options			Mortise Options		
Confidant (Fixed value)	System (Fixed value)	Operating System	Bluetooth	Cylinder Support	Outside Lever	Spindle Kit	Mounting Screw	Finish	Mounting Plate	Cylinder Support	Privacy	Inside lever	Model	Deadbolt Functionality	Handing
C	S**** Saflok F Saflok NFC	00 Stand alone R0 Messenger Ready M1 Messenger US M2 Messenger EU/Asia M3 Messenger Int'l MW Inncom NO Escape Return Standalone	O No BLE 1 BLE Ready 2 BLE Enabled D DEMO No BLE E DEMO BLE Enabled H BLE Hilton (only for Hilton properties)	E No Cylinder	S Short Return L Long Return (California compatible)	8 8 mm	M	C Satin Chrome B Satin Brass E Satin Chrome Exterior H Satin Brass Exterior U Satin Chrome Oceanfront (not appropriate if exposed to salt mist from the sea)	B Backplate mount	N No Cylinder	N No Thumbturn No Privacy P Privacy Thumbturn with kickoff	C California (non reversible. Handing provided with mortise options no F) S Short Return	6 Tubular 2 3/4" backset t-strike 7 Tubular 2 3/8" backset t-strike	N None	L LH R RH F Reversible (not with California inside lever)

**** The S model has been discontinued and should only be ordered for existing properties requiring spare parts.

Confidant (Tubular Latch)

Spare Parts



Confidant RFID (Tubular Latch)

Spare Parts

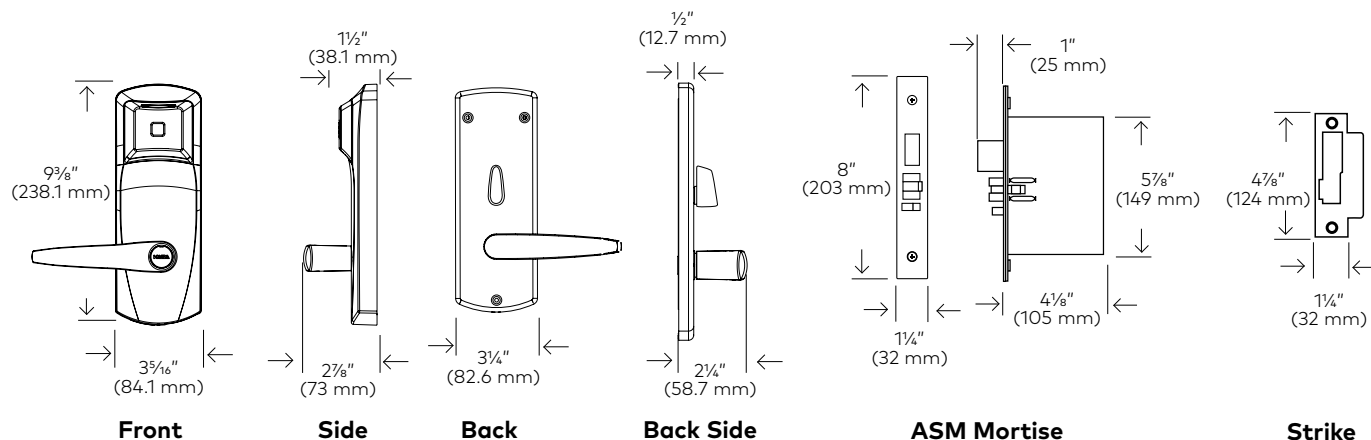
ITEM NUMBER	PART NUMBER	DESCRIPTION
1	118+513769+u	Battery door Kit Confidant
2	118+513774+2	Battery holder Kit Confidant
3	069+513776+1626	Lever handle short 8 mm w/ screw (satin chrome)
	069+513776+1906	Lever handle short 8 mm w/ screw (satin brass)
	069+513776+1828	Lever handle short 8 mm w/ screw (ocean front chrome)
	069+514974+4626	Lever handle long 8 mm w/ screw (satin chrome)
	069+514974+4906	Lever handle long 8 mm w/ screw (satin brass)
	069+514974+4828	Lever handle long 8 mm w/ screw (ocean front chrome)
4	FCSxxxAENNxx10N-Uxx*	Front lock housing assembly
5	064-513764	Confidant lock transition PCB w/cable
6	012-513751	Lever spring Confidant
7	118-514116	Outside hub and spindle Kit Confidant
8	064-513708-002	Confidant lock main PCB Saflok
	064-513708E002	Confidant lock main PCB Saflok (ocean front version)
	064-516708-102	Confidant lock main PCB Saflok Bluetooth compatible
	064-516708-E102	Confidant lock main PCB Saflok Bluetooth compatible (ocean front version)
9	063+514042	Motor worm Kit Confidant
10	118-514318-3	Back plate Confidant
11	062-514917-1626	Screws Confidant - doors 1 3/8" to 2 1/2"
	062-514917-2626	Screws Confidant - doors > 2 1/2" to 3 5/8"
12	033-513935	Gasket outside housing Confidant
13	062-514673-1	Spindle Kit 1/2" x 3 1/16" - doors 1 3/8" to 2 1/2"
	062-514673-2	Spindle Kit 1/2" x 4 3/4" - doors > 2 1/2" to 3 5/8"

ITEM NUMBER	PART NUMBER	DESCRIPTION
14	BCSxxxANxxxx1N-Uxx*	Inside trim assembly
15	062-514166-1U626	Trim plate and contour sub (satin chrome)
	062-514166-1U906	Trim plate and contour sub (satin brass)
	062-514166-5U626	Trim plate and contour for Messenger/Bluetooth option (satin chrome)
	062-514166-5U906	Trim plate and contour for Messenger/Bluetooth option (satin brass)
16	062-513975-1U626	Trim plate and turn knob (satin chrome)
	062-513975-1U906	Trim plate and turn knob (satin brass)
	062-513975-3U626	Trim plate and turn knob for Messenger/Bluetooth option (satin chrome)
	062-513975-3U606	Trim plate and turn knob for Messenger/Bluetooth option (satin brass)
17	062-514696	Retainer kit
18	025-514557	Turn knob stopper ADB Mortise
	025-514694	Turn knob stopper ASM Mortise
19	012-514105	Extension spring
20	M76-xxx1-xxx*	ASM mortise
21	50413x-6xx-K*	Standard 4 7/8" (124 mm)
22	7x-A0580SC	Tubular latch kit 2 3/4" Backset
	7x-A0570SC	Tubular latch kit 2 3/8" Backset
23	062-514814	Spacer Kit
24	1118-514870-U	Antenna cover ass'y Confidant
	118-514870-U-xx-xx-x	Antenna cover ass'y with Messenger/Bluetooth Confidant

* To configure part, visit www.saflokstore.com or contact customer service: 1.248.837.3700 / 1.800.999.6213/ techsupport.lgs.us@dormakaba.com

Saflok RT PLUS

Ordering RT Plus (American Steel Mortise-ASM Lock 1 1/4" Mortise)



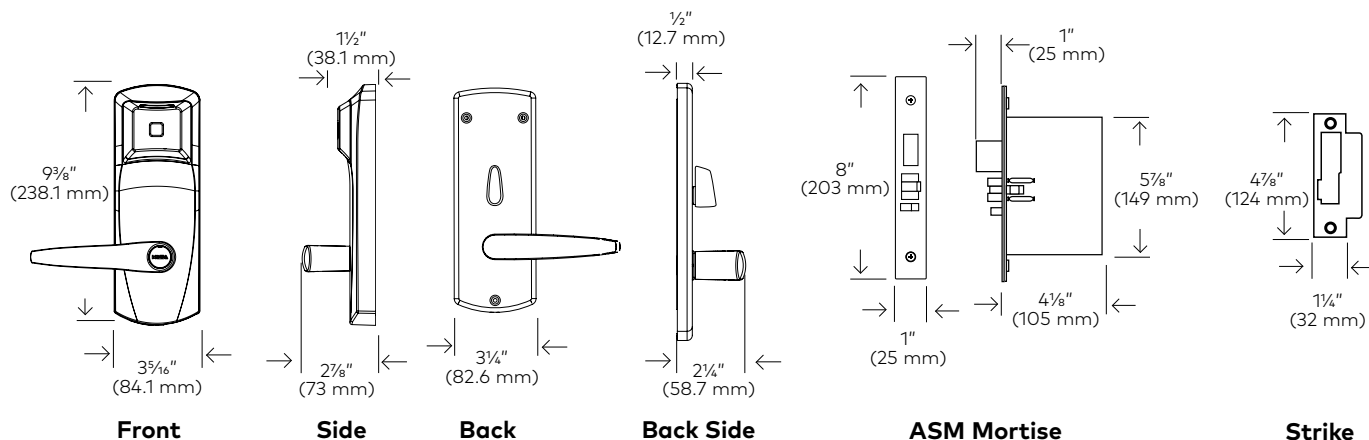
Standard Model (Example)										
<div>79P</div>	<div>S</div>	<div>0</div>	<div>1</div>	<div>0</div>	<div>1</div>	<div>1</div>	<div>E</div>	<div>L</div>	<div>3</div>	<div>0</div> - <div>6</div> <div>2</div> <div>6</div>
Model			Locking Device		Application	Lever Type	Override	Handing	Version	Bluetooth Finish

Build the model number with the desired options												
<div>79P</div>	<div></div>	<div></div>	<div></div>	<div></div>	<div></div>	<div></div>	<div>3</div>	<div></div>	-	<div></div>	<div></div>	<div></div>
Model			Locking Device		Application	Lever Type	Override	Handing	Version	Bluetooth		Finish

Model	Locking Device	Application	Lever Type	Override	Handing	Version	Bluetooth	Finishes
Guestroom 79PS0 Standalone 79PRO Ambiance RX Ready 79PZ0 Ambiance RX US 79PY0 Ambiance RX Europe/Asia 79PQ0 Ambiance RX International 79PNO Escape Return 79PW0 Inncom RF 74PS4/79PZ4/79PY4/79PQ4/79PN4 Demo Lock 79PW4 Inncom RF Demo	2 3/4" (70 mm) Backset 10 ASM with 1 1/4" (32mm) face plate, field reversible handing 16 Auto Deadbolt ASM with 1 1/4" (32mm) face plate, field reversible handing 60 ASM DAJ with 1 1/4" (32mm), field reversible handing 66 Auto deadbolt ASM DAJ with 1 1/4" (32mm) face plate, field reversible handing	1 Interior 2 Exterior locks supplied with gasket for outside escutcheon T Residence mode, includes gasket	1 Long/Long Front Back 2** Short/Short Front Back E*** Elevon Lever Front Back G*** Gala Lever Front Back 8 Long/Long Inside at 45° Front Back H** Short/Short Inside at 45° Front Back	E Electronic K Mechanical key cylindrical Lori universal (1539) key-in-knob OR Mechanical recordable key cylinder Must specify on lock order which type of key cylinder is required	L Left or Right reverse (Y) R Right or Left reverse (X) F*** Dual Handed (L & R), Left Hand Reverse, Right Hand Reverse (X & Y)	3 Contactless Reader	0 No BLE 2 BLE Enabled H BLE Hilton (only for Hilton properties)	622***** Black 626 Satin Chrome 606 Satin Brass U26 Ultra Satin Chrome *****The 622 Black finish is for interior only.
Utility 79PS1 Utility 79PR1 Ambiance RX Ready 79PZ1 Ambiance RX US 79PY1 Ambiance RX Europe/Asia 79PQ1 Ambiance RX International 79PW1 Inncom RF	12 ASM, with 1 1/4" (32mm) face plate, field reversible handing 62 ASM, DAJ, no deadbolt with 1 1/4" (32mm) face plate, field reversible handing.							

Saflok RT PLUS

Ordering RT Plus (American Steel Mortise-ASM Lock 1" Mortise)



Standard Model (Example)

79P	S	O	1	1	1	1	E	L	3	O	-	6	2	6
Model			Locking Device		Application	Lever Type	Override	Handing	Version	Bluetooth		Finish		

Build the model number with the desired options

79P								3		-			
Model			Locking Device		Application	Lever Type	Override	Handing	Version	Bluetooth		Finish	

Model	Locking Device	Application	Lever Type	Override	Handing	Version	Bluetooth	Finishes
Guestroom 79PSO Standalone 79PZO Ambiance RX US 79PRO Ambiance RX Ready 79PYO Ambiance RX Europe/Asia 79PQO Ambiance RX International 79PNO Escape Return 79PW0 Inncom RF	2 3/4" (70 mm) Backset 11 ASM, with 1" (25 mm) face plate, NOT field reversible 17 Auto Deadbolt ASM with 1" (25 mm) face plate, NOT field reversible 61 ASM DAJ with 1" (25 mm) face plate, NOT field reversible handing 67 Auto Deadbolt ASM DAJ with 1" (25 mm) face plate, NOT field reversible handing	1 Interior 2 Exterior locks supplied with gasket for outside escutcheon T Residence mode, includes gasket	1 Long/Long Front Back 2** Short/Short Front Back E*** Elecon Lever Front Back G*** Gala Lever Front Back 8 Long/Long Inside at 45° Front Back H** Short/Short Inside at 45° Front Back	E Electronic K Mechanical key cylindrical Lori universal (1539) key-in-knob OR M Mechanical recodable key cylinder Must specify on lock order which type of key cylinder is required	L Left or Right reverse (Y) R Right or Left reverse (X)	3 Contactless Reader	O No BLE 2 BLE Enabled H BLE Hilton (only for Hilton properties)	622***** Black 626 Satin Chrome 606 Satin Brass U26 Ultra Satin Chrome
Utility 79PS1 Utility 79PR1 Ambiance RX Ready 79PZ1 Ambiance RX US 79PY1 Ambiance RX Europe/Asia 79PQ1 Ambiance RX International 79PW1 Inncom RF	13 ASM, no deadbolt with 1" (25 mm) face plate, NOT field reversible handing. 63 ASM, DAJ, no deadbolt with 1" (25 mm) face plate, NOT field reversible handing.							

Note: * For doors greater than 2-1/2" (63 mm) order a thick door kit in Lock Accessories Miscellaneous section.

** Use short return levers when moldings are within 4-1/2" (11cm) and 8" (20.32cm) from the edge of the door

*** Levers E & G - Electronic override only, Lever E requires handing

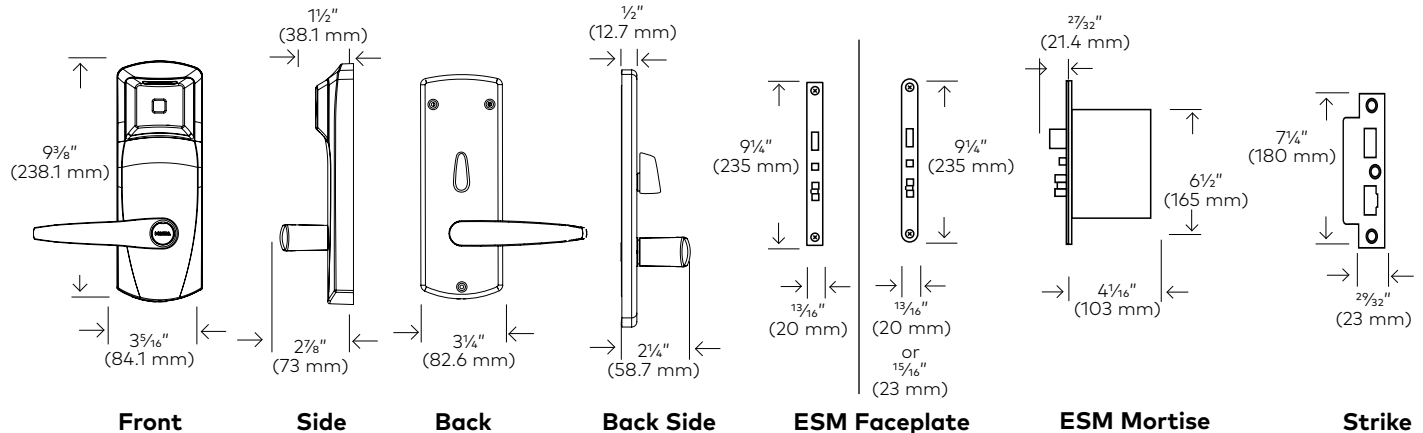
**** Locks are assembled "Right-Hand" and may be field reversed for Left-Hand doors.

***** The 622 Black finish is for interior only.

Locks equipped with Zigbee (online) should be configured with DAJ mortise. Some listed lever options are not available in all finishes







Saflok RT PLUS

Ordering RT Plus (Slim Mortise-ESM Lock)



Standard Model (Example)												
79P	S	O	3	O	1	1	E	L	3	O - 6 2 6		
Model		Locking Device		Application		Lever Type		Override	Handing	Version	Bluetooth	Finish

Build the model number with the desired options												
<div>79P</div>	<div></div>	<div></div>	<div></div>	<div></div>	<div></div>	<div></div>	<div>3</div>	<div></div>	-	<div></div>	<div></div>	<div></div>
Model			Locking Device		Application	Lever Type	Override	Handing	Version	Bluetooth		Finish

Model	Locking Device	Application	Lever Type	Override	Handing	Version	Bluetooth	Finishes
Guestroom 79PSO Standalone 79PZO Ambiance RX US 79PRO Ambiance RX Ready 79PYO Ambiance RX Europe/Asia 79PQO Ambiance RX International 79PNO Escape Return 79PW0 Inncom RF	2¾" (70 mm) Backset 00 No locking mechanism, no strike 30 ESM, with no face plate, field reversible handing	1 Interior 2 Exterior locks supplied with gasket for outside escutcheon T Residence mode, includes gasket	1 Long/Long Front Back  2** Short/Short Front Back  E*** Eleven Lever Front Back  G*** Gala Lever Front Back  8 Long/Long Inside at 45° Front Back  H** Short/Short Inside at 45° Front Back 	E Electronic K Mechanical key cylindrical Lori universal (1539) key-in-knob OR Mechanical recodable key cylinder Must specify on lock order which type of key cylinder is required	L Left or Right reverse (Y) R Right or Left reverse (X) F**** Dual Handed (L & R), Left Hand Reverse, Right Hand Reverse (X & Y)	3 Contactless Reader 0 No BLE 2 BLE Enabled H BLE Hilton (only for Hilton properties)	622**** Black 626 Satin Chrome 606 Satin Brass U26 Ultra Satin Chrome	
Utility 79PS1 Utility 79PR1 Ambiance RX Ready 79PZ1 Ambiance Online 79PY1 Ambiance RX Europe/Asia 79PQ1 Ambiance RX International 79PW1 Inncom RF	31 ESM, with no face plate, field reversible handing.				ESM Faceplate and Strike - Handing Mortise face plates are not included with Slim Mortise. To order see below. 1⅜" (20 mm) round face plate with deadbolt cutout 128/508593-D626 without deadbolt cutout 128/508593-0626 2⅞" (23 mm) round face plate with deadbolt cutout 128/508595-D626 without deadbolt cutout 128/508595-0626 1⅜" (20 mm) square face plate with deadbolt cutout 128/508594-D626 without deadbolt cutout 128/508594-0626 7¼" (180 mm) Strike with deadbolt Universal 041-510141-630K Note: Gala and Eleven lever only available with electronic override			

ESM Faceplate and Strike - Handing

Mortise face plates are not included with Slim Mortise. To order see below.

1 3/16" (20 mm) round face plate
 with deadbolt cutout 128/508593-D626
 without deadbolt cutout 128/508593-O626

2 3/32" (23 mm) round face plate
 with deadbolt cutout 128/508595-D626
 without deadbolt cutout 128/508595-O626

1 3/16" (20 mm) square face plate
 with deadbolt cutout 128/508594-D626
 without deadbolt cutout 128/508594-O626

7 1/4" (180 mm) Strike with deadbolt
 Universal 041-510141-630K

Note: Gala and Eleven lever only available with electronic override

Note: * For doors greater than 2 1/2" (63 mm) order a thick door kit in Lock Accessories Miscellaneous section.

** Use short return levers when moldings are within 4 1/2" (11cm) and 8" (20.32cm) from the edge of the door

*** Levers E & G - Electronic override only, Lever E requires handing

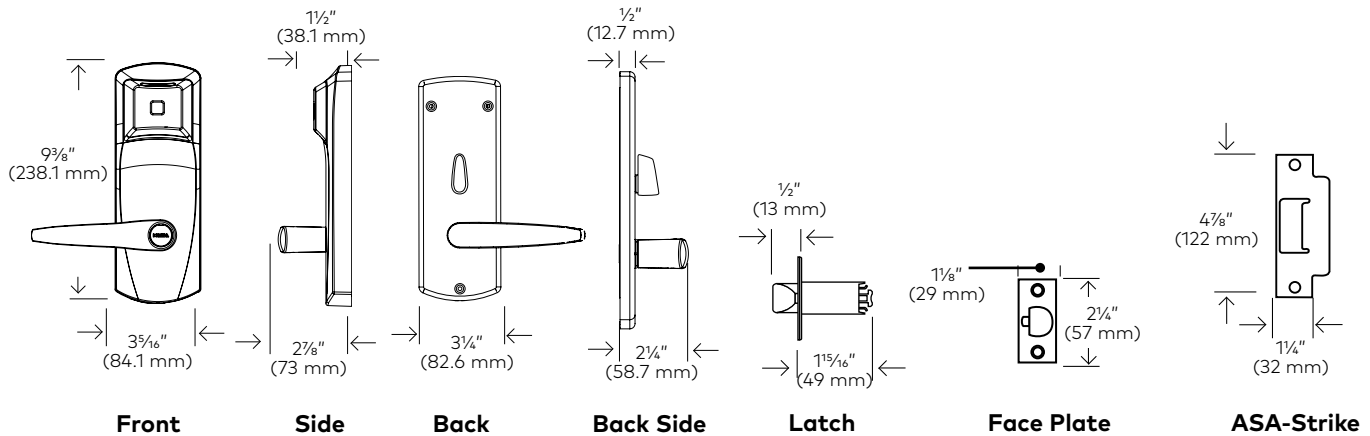
**** Locks are assembled "Right-Hand" and may be field reversed for Left-Hand doors.

*****The 622 Black finish is for interior only.

Locks equipped with Zigbee (online) should be configured with DAJ mortise. Some listed lever options are not available in all finishes

Saflok RT PLUS

Ordering RT Plus (Cylindrical Lock)



Standard Model (Example)

79P	S	1	5	0	2	1	E	F	3	0	-	6	2	6
Model			Locking Device			Lever Type	Override	Handing	Version	Bluetooth			Finish	

Build the model number with the desired options

79P					2			F	3		-			
Model			Locking Device			Lever Type	Override	Handing	Version	Bluetooth			Finish	

Model	Locking Device		Lever Type	Override	Handing	Version	Bluetooth	Finishes
79PS1 Utility	2 3/4" (70 mm) Backset							
79PZ1 Ambiance RX US	50 2 3/4" (70 mm) Backset with 1/2" (13 mm) latch. Thumbturn is on inside escutcheon for privacy but can be disabled	2 Exterior locks supplied with gasket for outside escutcheon	1 Long/Long Front Back	E Electronic	L Left or Right reverse (Y)	3 Contactless Reader	0 No BLE	622**** Black
790PR1 Ambiance RX Ready	54 2 3/8" (60 mm) Backset with 1/2" (13 mm) latch. Thumbturn is on inside escutcheon for privacy but can be disabled	T Residence mode, includes gasket	2** Short/Short Front Back	K Mechanical key cylindrical Lori universal (1539) key-in-knob OR	R Right or Left reverse (X)		2 BLE Enabled	626 Satin Chrome
79PY1 Ambiance RX Europe/Asia	5X 2 3/4" (70 mm) Backset with 1/2" (13 mm) latch. Thumbturn is on inside escutcheon for privacy but can be disabled with Australian strike		E*** Eleven Lever Front Back	Mechanical recodable key cylinder Must specify on lock order which type of key cylinder is required	F**** Dual Handed (L & R), Left Hand Reverse, Right Hand Reverse (X & Y)		H BLE Hilton (only for Hilton properties)	606 Satin Brass
79PQ1 Ambiance RX International			G*** Gala Lever Front Back					U26 Ultra Satin Chrome
79PW1 Inncom RF	5Y 2 3/4" (70 mm) Backset with 1/2" (13 mm) latch. Thumbturn is on inside escutcheon for privacy but can be disabled with Australian strike		8 Long/Long Inside at 45° Front Back					
79PR1 Ambiance RX Ready			H** Short/Short Inside at 45° Front Back					

Note: * For doors greater than 2 1/2" (63 mm) order a thick door kit in Lock Accessories Miscellaneous section.

** Use short return levers when moldings are within 4 1/2" (11cm) and 8" (20.32cm) from the edge of the door

*** Levers E & G - Electronic override only, Lever E requires handing

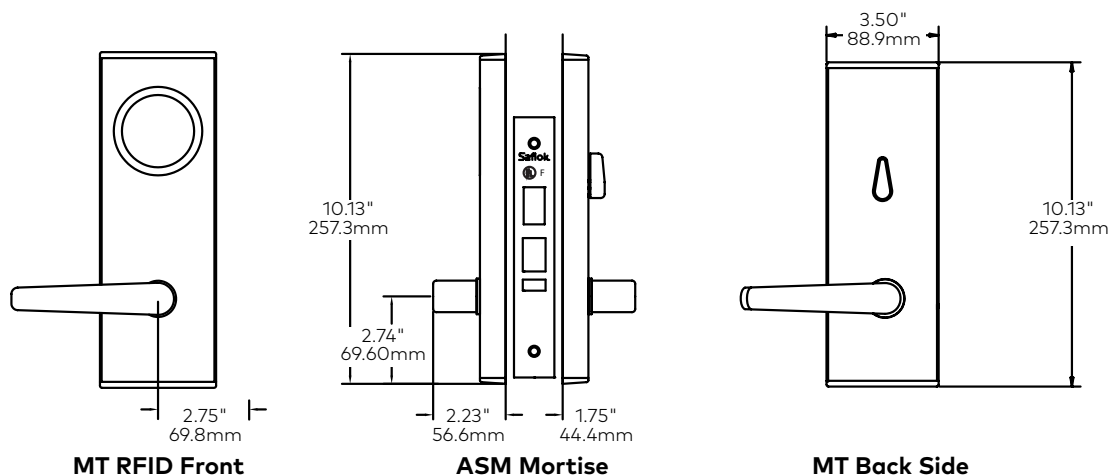
**** Locks are assembled "Right-Hand" and may be field reversed for Left-Hand doors.

*****The 622 Black finish is for interior only.

Locks equipped with Zigbee (online) should be configured with DAJ mortise. Some listed lever options are not available in all finishes

Saflok MT RFID

Ordering



Standard Model (Example) (Continue building the model number to the right)

Model	Version	Locking Mechanism		Communication		Application	Lever	Handing	
<div>M</div> <div>R</div>	<div>1</div>	<div>1</div>	<div>1</div>	<div>N</div>	<div>A</div>	<div>O</div>	<div>A</div>	<div>O</div>	<div>L</div>
		Mortise	Faceplate	Primary	Secondary		Type	Position	

Build the model number with the desired options (Continue building the model number to the right)

Model	Version	Locking Mechanism		Communication		Application	Lever	Handing	
<div>M</div> <div>R</div>	<div>1</div>	<div></div>	<div></div>	<div></div>	<div></div>	<div></div>	<div></div>	<div></div>	<div></div>
		Mortise	Faceplate	Primary	Secondary		Type	Position	

Style	Version	Locking Mechanism		Communication		Application	Lever		Handing
		Mortise	Faceplate	Primary	Secondary		Type	Position	
MR MT RFID	1	ASM:	ASM:	N	A	O	A	O	L
		1	1	No Primary**	BLE Compatible	Interior	Arc	Standard	Left Hand
		Standard	1 1/4" (32 mm)	X	BLE Ready	Exterior	Continental EN179	1	Right Hand
		2	2	Primary Ready**	C	Heavy	E	2	Left Hand
		ADB	1" (25 mm)	A	BLE Enabled		H	3	Reverse
		Utility	Dummy:	Zigbee North America (158mW)***	D		G		Right Hand
		4	D	Zigbee Europe/Asia (10mW)***	G		P		Reverse
		Standard DAJ	Dummy (no faceplate)	B	Hilton BLE*		T		
		ADB DAJ	ESM:	Zigbee International (87mW)***	H				
		Utility DAJ	A	C	BLE Mod Bracket				
		Utility ADB	20mm	D	Hilton BLE Mod Bracket*				
		Utility ADB DAJ	B	Incom RF	Dummy:				
		NDB	23mm	E	No Secondary (for Dummy Only)				
		ADB Utility		H	*Hilton BLE (only for Hilton properties)				
		NDB DAJ		J					
		NDB UTL DAJ		Zigbee G2 Europe/Asia***					
		Dummy:		K					
		D		Zigbee G2 International***					
		ESM:		L					
		G		Telkonet G2***					
		Euro							
		H							
		Euro Utility							

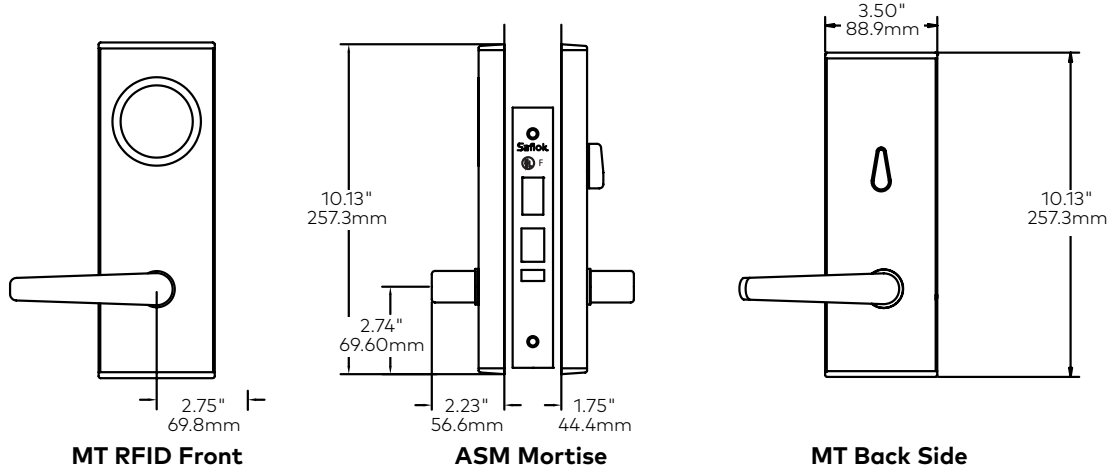
** If no primary communication, use "X" primary ready when lock is BLE ready or enabled with double end cap
D and mortise is DAJ, MKO or EURO; otherwise use "N" No Primary.

***G1 Zigbee site support must use G1, do not mix

[BACK to Table of Contents](#)

Saflok MT RFID

Ordering



Standard Model (Example) (Continued)

Door Size		Optional Adjustment			Finish	
A	N	O	O	O	B	B
Thickness	Offset	Outside	Inside	Special Hardware/Functionality	Packout	

Build the model number with the desired options (Continued)

Door Size		Optional Adjustment			Finish	
<input type="checkbox"/>	N	<input type="checkbox"/>	O	<input type="checkbox"/>	<input type="checkbox"/>	<input type="checkbox"/>
Thickness	Offset	Outside	Inside	Special Hardware/Functionality	Packout	

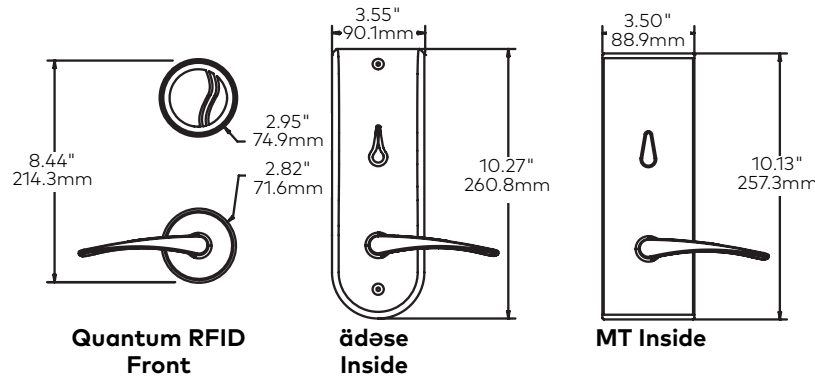
Door Size		Optional Adjustment			Finish	
Thickness	Offset	Outside	Inside	Special Hardware/Functionality	Packout	Finish
A 1.75" (44mm)	N No Offset	O Standard	O Standard	O Standard	O Standard	BB Bright Brass
B* 1.38" (35-40mm)		A Plain Lens		B Tamper Switch	A Custom Strike	BC Bright Chrome
C 2.00" (51mm)		L Marriott Lens (Marriott Lens only for Marriott Properties)		M Dummy w/ Messenger Cap	B Ocean Shipment	BK Black
D 2.25" (57mm)				N Dummy w/ Double Messenger Cap	C Ocean/Custom Strike	OZ Dark Mahogany
E 2.38" (60mm)					D Ocean/Australia Strike	SC Satin Chrome
F 2.50" (63.5mm)					E Demo Lock*	SN Satin Nickel
G 2.87"-3.00" (73-76mm)					*Demo lock only available in 1-3/4" RH door	SB Satin Brass
H 3.03" (77mm)						*Knob only available in BB, BS, SB, SS ** Continental not available in SN ***Only SC, BC, OZ, and BK approved for exterior application ****Only SC, OZ, and BK approved for Heavy
J 3.35" (85mm)						
K 3.90" (100mm)						

Note: * 1" Faceplate required for 1.38" (35-40mm) door size
 Messenger locks should be configured with DAJ mortise.
 Some listed lever options are not available in all finishes

*Over 2.00 [51mm] or custom door size must include A, C, or D packout option so that standard strike is not included

Saflok Quantum RFID

Ordering



Standard Model (Example) (Continue building the model number to the right)

Model		Version	Locking Mechanism		Communication		Application	Lever	Handing	
Q	M	1	-	1	N	A	O	A	O	L
				Mortise	Faceplate	Primary	Secondary	Type	Position	

Build the model number with the desired options (Continue building the model number to the right)

Model	Version	Locking Mechanism		Communication		Application	Lever	Position	Handing
<div>Q</div>	<div>1</div>	<div></div>	<div></div>	<div></div>	<div></div>	<div></div>	<div></div>	<div></div>	<div></div>
		Mortise	Faceplate	Primary	Secondary		Type	Position	

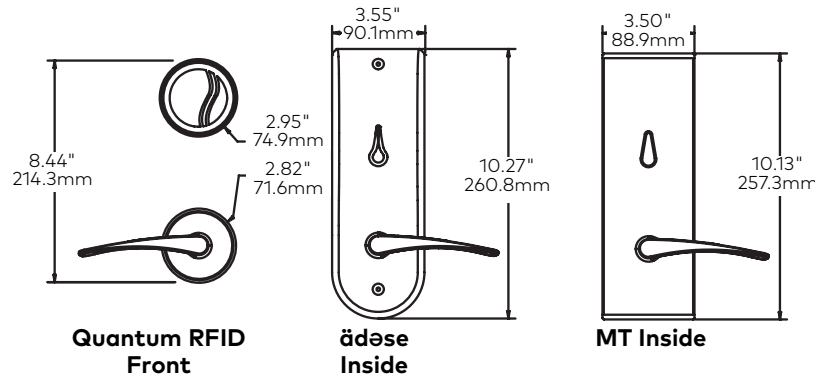
Style	Version	Locking Mechanism		Communication		Application	Lever		Handing
		Mortise	Faceplate	Primary	Secondary		Type	Position	
QM Quantum RFID MT	1	ASM: 1 Standard	ASM: 1 1 1/4" (32 mm)	N No Primary**	A BLE Compatible	O Wood Interior	A Arc	O Standard	L Left Hand
QA Quantum RFID ädese		2 ADB	2 1" (25 mm)	X Primary Ready**	B BLE Ready	E Wood Exterior	C Continental	1 Vert I/S	R Right Hand
		3 Utility	Dummy: D Dummy (no faceplate)	A Zigbee	C BLE Enabled	H Wood Heavy	E Eleven		X Left Hand Reverse
		4 Standard DAJ	ESM: A 20mm	B Zigbee Europe / Asia (10mW)***	D* Hilton BLE	1 Metal Interior	G Gala		Y Right Hand Reverse
		5 ADB DAJ	B 23mm	C Zigbee International (87mW)***	G BLE Mod Bracket	F Metal Exterior	P Apogee		
		6 Utility DAJ		H Hilton BLE Mod Bracket*	H Hilton BLE Mod Bracket*	J Metal Heavy	T Troy		
		7 Utility ADB		Dummy: N No Secondary (for Dummy Only)					
		8 Utility ADB DAJ		E Inncom RF					
		9 NDB		F Crestron					
		A NDB Utility		H Telkonet					
		B NDB DAJ		J Zigbee G2 NorthAmerica***					
		C NDB UTL DAJ		K Zigbee G2 Europe/Asia***					
		Dummy: D Dummy		L Zigbee G2 International***					
		ESM: G Euro		L Telkonet G2***					
		H Euro Utility							

** If no primary communication, use "X" primary ready when lock is BLE ready or enabled with double end cap
D and mortise is DAJ, MKO or EURO; otherwise use "N" No Primary.

***G1 Zigbee site support must use G1, do not mix

Saflok Quantum RFID

Ordering



Standard Model (Example) (Continued)

Door Size	Optional Adjustment	Finish
<div>Thickness</div> <div>A</div>	<div>Special Hardware/Functionality</div> <div>O</div>	<div>Finish</div> <div>A B</div>
<div>Offset</div> <div>N</div>		
<div>Outside</div> <div>O</div>		
<div>Inside</div> <div>O</div>		
	<div>Packout</div> <div>O</div>	

Build the model number with the desired options (Continued)

Door Size	Optional Adjustment	Finish
<div>Thickness</div> <div></div>	<div>Special Hardware/Functionality</div> <div></div>	<div>Finish</div> <div></div>
<div>Offset</div> <div>N</div>		
<div>Outside</div> <div>O</div>		
<div>Inside</div> <div></div>		
	<div>Packout</div> <div></div>	

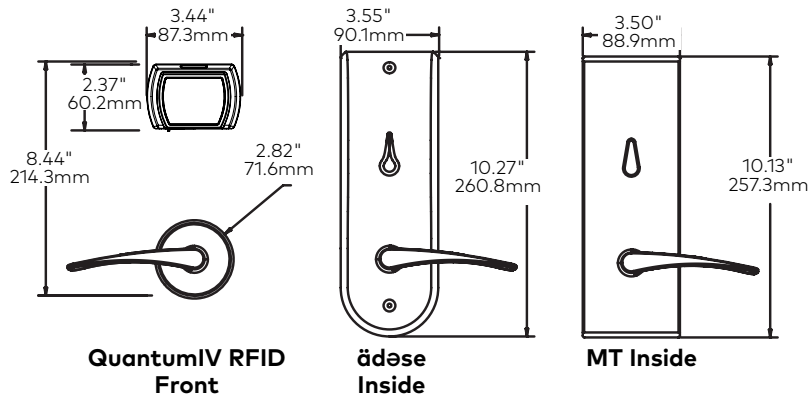
Door Size		Optional Adjustment				Finish			
Thickness	Offset	Outside	Inside	Special Hardware/Functionality	Packout				
A 1.75" (44mm)	N No Offset	O Standard	O Standard	O Standard	O Standard	AB Antique Brass			
B* 1.38" (35-40mm)		A Plain Lens	A FS Housing/Thumbturn*	A Escape Return**	A Custom Strike	BB Bright Brass			
C 2.00" (51mm)		L Marriott Lens*	B FS Housing/MT Thumbturn*	B Tamper Switch	B Ocean Shipment	BC Bright Chrome			
D 2.25" (57mm)		*Marriott lens only for Marriott properties	C FS Housing/äðäse Thumbturn*	T Toggle (MT only)	C Ocean/Custom Strike	BK Black			
E 2.38" (60mm)			D FS Housing/Utility (no Thumbturn)*	D Dress Ring	D Ocean/Australia Strike	OZ Dark Mahogany			
F 2.50" (63.5mm)			*BLE not available with FS housing. FS housing only available with äðäse locks	M Dummy w/ Messenger Cap	E Demo Lock*	*Demo lock only available in 1-¾" RH door			
G 2.87"-3.00" (73-76mm)				N Dummy w/ Double Messenger Cap	** Escape return for MT I/S only.				
H 3.03" (77mm)									
J 3.35" (85mm)									
K 3.90" (100mm)									
äðäse only available in ADB or Utility for door thickness greater than 2.00" (51mm)									

Note: * 1" Faceplate required for 1.38" (35-40mm) door size
 FS housing and Dress Ring on select finishes and ädäse only
 Messenger locks should be configured with DAJ mortise.
 Some listed lever options are not available in all finishes

*Over 2.00 [51mm] or custom door size must include A, C, or D packout option so that standard strike is not included

Saflok QuantumIV RFID

Ordering



Standard Model (Example) (Continue building the model number to the right)

Model	Version	Locking Mechanism		Communication		Application	Lever	Handing	
<div>Q</div>	<div>1</div>	<div>1</div>	<div>1</div>	<div>N</div>	<div>A</div>	<div>O</div>	<div>A</div>	<div>O</div>	<div>L</div>
		Mortise	Faceplate	Primary	Secondary		Type	Position	

Build the model number with the desired options (Continue building the model number to the right)

Model	Version	Locking Mechanism		Communication		Application	Lever		Handing	
<div><div>Q</div><div></div></div>	<div>1</div>	-	<div></div>	<div></div>	<div></div>	<div></div>	<div></div>	<div></div>	<div></div>	
			Mortise	Faceplate	Primary	Secondary		Type	Position	

Style	Version	Locking Mechanism		Communication		Application	Lever		Handing
		Mortise	Faceplate	Primary	Secondary		Type	Position	
QF QuantumIV MT	1	ASM: 1 Standard	ASM: 1 1 ¼" (32 mm)	N No Primary**	A BLE Compatible	O Interior	A Arc	O Standard	L Left Hand
QG QuantumIV äðese		2 ADB	2 1" (25 mm)	X Primary Ready**	B BLE Ready	E Exterior	C Continental	1 Vert I/S	R Right Hand
		3 Utility	Dummy: D Dummy (no faceplate)	D Incom RF	C BLE Enabled	H Heavy	E Elevon		X Left Hand
		4 Standard DAJ	ESM: A 20mm	H Zigbee	D Hilton BLE*		G Gala		Y Right Hand
		5 ADB DAJ	B 23mm	G G2 North America***	G BLE Mod Bracket		P Apogee		Reverse
		6 Utility DAJ		J Zigbee G2 Europe/Asia***	H Hilton BLE Mod Bracket*		T Troy		
		7 Utility ADB		K Zigbee G2 International***	Dummy: N No Secondary (for Dummy Only)				
		8 Utility ADB DAJ		L Telkonet G2***	*Hilton BLE (only for Hilton properties)				
		9 NDB							
		A NDB Utility							
		B NDB DAJ							
		C NDB UTL DAJ							
		Dummy: D Dummy							
		ESM: G Euro							
		H Euro Utility							

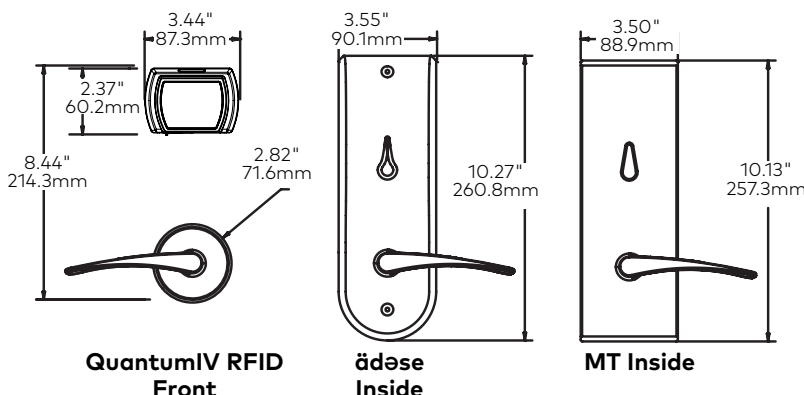
** If no primary communication, use "X" primary ready when lock is BLE ready or enabled with double end cap

D and mortise is DAJ, MKO or EURO; otherwise use "N" No Primary.

*** Zigbee G1 not available for QuantumIV

Saflok QuantumIV RFID

Ordering



Standard Model (Example) (Continued)

Door Size		Optional Adjustment		Finish	
A	N	O	O	S	C
Thickness	Offset	Outside	Inside	Special Hardware/Functionality	Packout

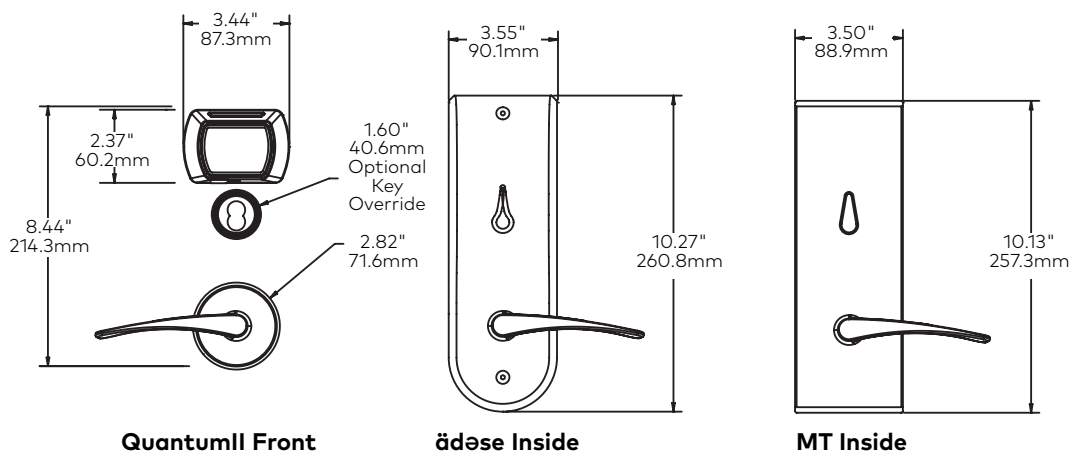
Build the model number with the desired options (Continued)

Door Size		Optional Adjustment		Finish	
<input type="checkbox"/>	N	<input type="checkbox"/>	<input type="checkbox"/>	<input type="checkbox"/>	<input type="checkbox"/>
Thickness	Offset	Outside	Inside	Special Hardware/Functionality	Packout

Door Size		Optional Adjustment				Finish
Thickness	Offset	Outside	Inside	Special Hardware/Functionality	Packout	
A 1.75" (44mm)	N No Offset	O Standard	O Standard	O Standard	O Standard	BC Bright Chrome
B* 1.38" (35-40mm)			A FS Housing/Thumbturn*	A Escape Return**	A Custom Strike	BK Black
C 2.00" (51mm)			B FS Housing/MT Thumbturn*	B Tamper Switch	B Ocean Shipment	OZ Dark Mahogany
D 2.25" (57mm)			C FS Housing/äðåse Thumbturn*	T Toggle (MT only)	C Ocean/Custom Strike	SC Satin Chrome
E 2.38" (60mm)			D FS Housing/Utility (No Thumbturn)*	D Dress Ring	D Ocean/Australia Strike	*Knob only available in BS, SS
F 2.50" (63.5mm)			F FS Thumbturn	M Dummy w/ Messenger Cap	E Demo Lock*	*FS option not available in BB, BK, OZ, or SB
G 2.87"-3.00" (73-76mm)				N Dummy w/ Double Messenger Cap		*Only SC, BC, OZ, and BK approved for exterior application
H 3.03" (77mm)					*Demo lock only available in 1-¾" RH door	*BC is not available with heavy finish
J 3.35" (85mm)						
K 3.90" (100mm)						
äðåse only available in ADB or Utility for door thickness greater than 2.00" (51mm)				*BLE not available with FS housing. FS housing only available with äðåse locks	** Escape return for MT I/S only.	

Note: * 1" Faceplate required for 1.38" (35-40mm) door size
 Messenger locks should be configured with DAJ mortise.
 Some listed lever options are not available in all finishes
 *Over 2.00 [51mm] or custom door size must include A, C, or D packout option so that standard strike is not included

Ordering



Model	Version	Locking Mechanism		Communication		Application	Lever	Position	Handing
Q	F	1	M	1	N	A	O	A	L
			Mortise	Faceplate/Cylinder	Primary	Secondary		Type	

Model Version Locking Mechanism Communication Application Lever Position Handing

Q **1** - ☐ ☐ ☐ ☐ ☐ ☐ ☐ ☐ ☐ ☐

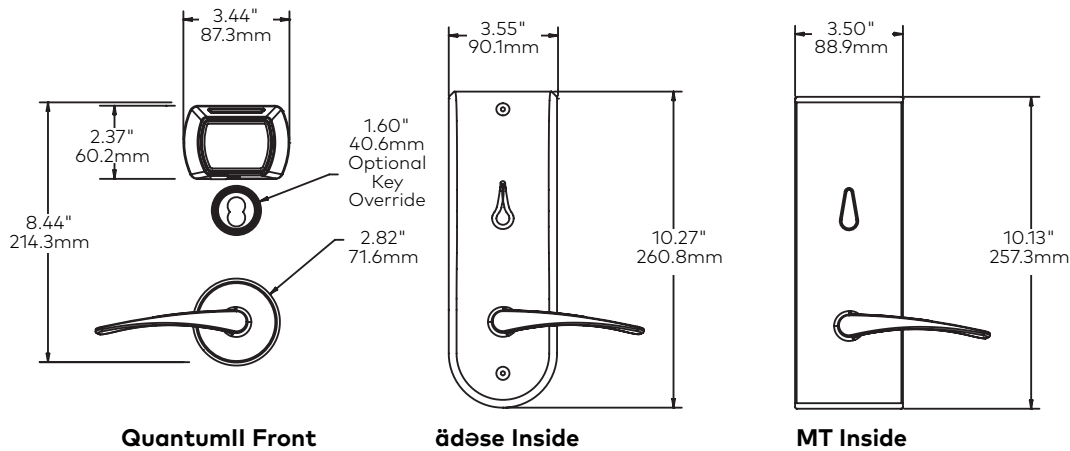
Mortise Faceplate/Cylinder Primary Secondary Type Position

Style	Version	Locking Mechanism		Communication		Application	Lever		Handing
		Mortise	Faceplate/Cylinder	Primary	Secondary		Type	Position	
QF QuantumIV MT	1	M MKO	1 1 ¼" (32mm) No Cylinder	N No Primary**	A BLE Compatible	O Interior E Exterior	A Arc	O Standard	L Left Hand R Right Hand X Left Hand Reverse Y Right Hand Reverse
QG QuantumIV äðäë		N MKO Utility	3 1 ¼" (32mm) Non removable core Keyed differently	X Primary Ready**	B BLE Ready		C Continental	1 Vert I/S	
		P MKO NDB		D Inncom Rf	C Kaba Ble Enabled		E Elevon		
		R MKO NDB Utility	5 1 ¼" (32mm) Non removable core Keyed alike	H Zigbee G2 N. America***	D Hilton S2R BLE Enabled*		G Gala		
			7** 1 ¼" (32mm) SFIC	J Zigbee G2 Europe/Asia***	G Kaba BLE Enabled Mod Bracket		P Apogee		
			2 1" (25mm) No Cylinder	K Zigbee G2 International***	H Hilton S2R BLE Enabled Mod Bracket*		T Troy		
		4 1" (25mm) Non removable core Keyed differently	L Telkonet G2***	*Hilton BLE (only for Hilton properties)					
		6 1" (25mm) Non removable core Keyed alike							
		8** 1" (25mm) SFIC							

Note: **Option 7 and 8 SFIC cylinder does not include core

Saflok QuantumIV Mechanical Key Override (MKO)

Ordering



Standard Model (Example) (Continued)

Door Size		Optional Adjustment			Finish	
A	N	O	O	O	B	B
Thickness	Offset	Outside	Inside	Special Hardware/Functionality	Packout	

Build the model number with the desired options (Continued)

Door Size		Optional Adjustment			Finish	
	N	O				
Thickness	Offset	Outside	Inside	Special Hardware/Functionality	Packout	

Door Size		Optional Adjustment			Finish	
Thickness	Offset	Outside	Inside	Special Hardware/Functionality	Packout	
A 1.75" (44mm)	N No Offset	O Standard	O Standard	O Standard	O Standard	BB Bright Brass
B* 1.38" (35-40mm)		J No Reader	A FS Housing/Thumbturn*	A Escape Return****	A Custom Strike	BC Bright Chrome
C 2.00" (51mm)			B FS Housing/ MT Thumbturn*	B Tamper Switch	B Ocean Shipment	BK Black
D 2.25" (57mm)			C FS Housing/Adese Thumbturn*	D Dress Ring**	C Ocean/Custom Strike	OZ Dark Mahogany
E 2.38" (60mm)			D FS Housing/(No thumbturn)*	E Kaba BLE FW	D Ocean/Australia Strike*	SC Satin Chrome
F 2.50" (63.5mm)				F Hilton BLE FW*	E Demo Lock**	SN Satin Nickel
G 2.87"-3.00" (73-76mm)				T Toggle Mode***	F Demo Lock - Black**	SB Satin Brass
H 3.03" (77mm)			*BLE not available with FS housing. FS housing only available with Adese locks	*Hilton BLE Only For Hilton Properties	*Ocean/Australia Strike For No Dead Bolt Locks Only	*Knob only available in BB, BS, SB, SS
J 3.35" (85mm)				**Dress Ring For Adese Only	*Demo lock only available in 1-3/4" RH door with KD cylinder	*AB only available with Adese I/S
K 3.90" (100mm)				***Toggle Mode For MT I/S Only		*FS option not available in BB, BK, OZ, or SB
Adese only available in ADB or Utility for door thickness greater than 2.00" (51mm)				**** Escape return for MT I/S only.		*Continental not available in SN
						*Only SC, BC, OZ, and BK approved for exterior application

Note: * 1" Faceplate required for 1.38" (35-40mm) door size

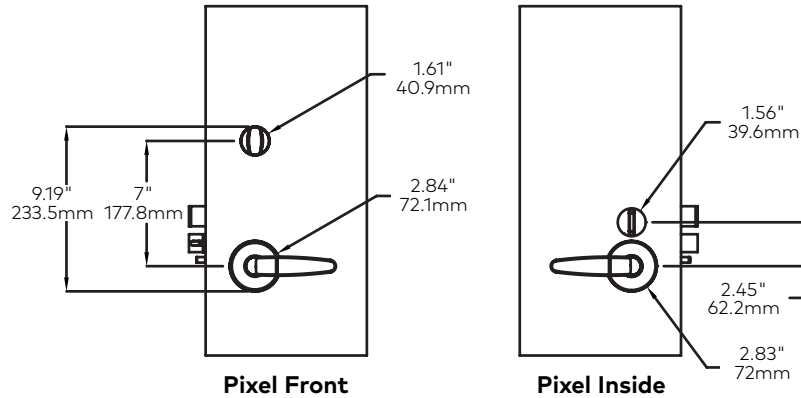
FS housing and Dress Ring on select finishes and Adese only

Some listed lever options are not available in all finishes

*Over 2.00 [51mm] or custom door size must include A, C, or D packout option so that standard strike is not included

Saflok Quantum Pixel

Ordering



Standard Model (Example) (Continue building the model number to the right)

Model	Version	Locking Mechanism	Communication	Application	Lever	Handing
K	P	2	4	2	X	B
		Mortise	Faceplate	Primary	Secondary	
				O	A	O
				Type	Position	
						L
						Handing

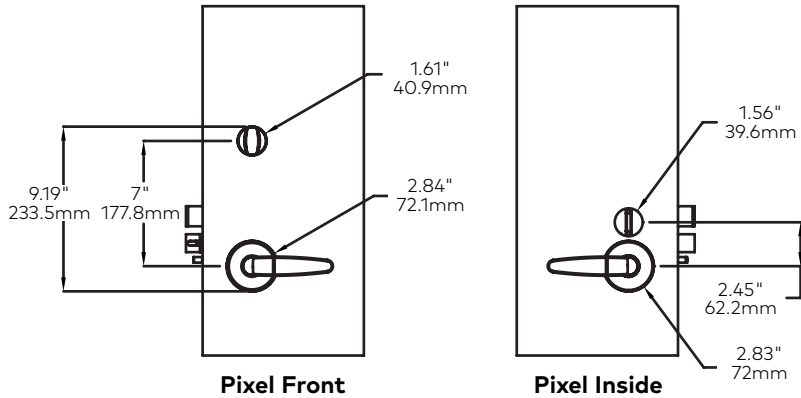
Build the model number with the desired options (Continue building the model number to the right)

Model	Version	Locking Mechanism	Communication	Application	Lever	Handing
K	P	2				
		Mortise	Faceplate	Primary	Secondary	
					Type	Position
						Handing

Style	Version	Locking Mechanism		Communication		Application	Lever		Handing
		Mortise	Faceplate	Primary	Secondary		Type	Position	
KP Quantum Pixel	2	ASM:	ASM:	X	B	O	A	O	L
		4	2	Primary Ready	BLE Ready	Wood Interior	Arc	Standard	Left Hand
		Standard DAJ	1" Faceplate	D	C	1	C	N	R
		5		Inncom RF	Kaba BLE Enabled	Metal Interior*	Continental	No Lever Set	Right Hand
		ADB DAJ		H	D		E		X
		6		Zigbee G2 N. America*	Hilton BLE*		Elevon		Left Hand
		Utility DAJ		J	*Hilton BLE (only for Hilton properties)	*Metal Option Required For: -Reader Under Plate -Hollow Metal Door -Metal Clad Door	G		Reverse
		8		Zigbee G2 Europe/Asia*			P		Y
		Utility ADB DAJ		K			Apogee		Right Hand
		B		Zigbee G2 International*			T		Reverse
		NDB DAJ		L			Troy		
		C		Telkonet G2*			N		
		NDB UTL DAJ					No Lever Set		
				*Only Available With Zigbee G2					

Saflok Quantum Pixel

Ordering



Standard Model (Example)									
Model		Screws	Version	Lever	Handing	Door Size	Custom Adjustment	Finish	
6	3	0	6	B	S				
Outside + Inside		T	1	A	O	L	B	O	S C
				Type	Adjustment				

Build the model number with the desired options									
Model		Screws	Version	Lever	Handing	Door Size	Custom Adjustment	Finish	
6	3	0	6	B	S				
Outside + Inside		T	1				O		
				Type	Adjustment				

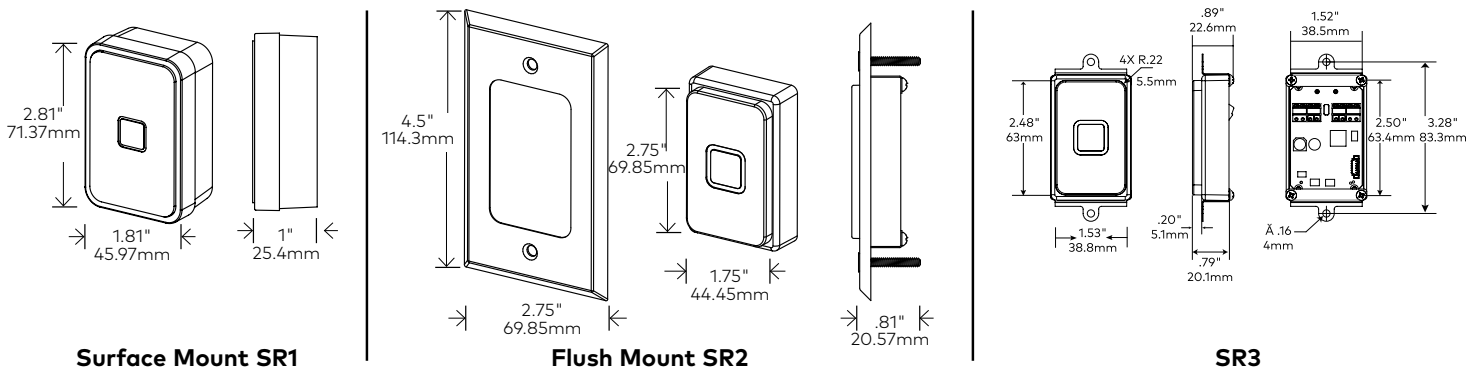
Style	Screws	Version	Lever		Handing	Door Size	Custom Adjustment	Finish
			Type	Adjustment				
6306BS Rose Lever Set	T	1	A	H	L Left Hand R Right Hand	A	O Center	SC
			E	O		B		SB
			G			C		BC
			P			D		BB
			M			E		BK
			K			F		TC6H
			Q			G		Black PVD
						H		
			Arc	Heavy		1.75" (44mm)		Satin Chrome
			Elevon	Interior/Exterior		1.38" (35-40mm)		Satin Brass
			Gala			2.00" (51mm)		Bright Chrome
			Apogee			2.25" (57mm)		Bright Brass
			Mori			2.38" (60mm)		Black Lacquer
			Kewell			2.50" (63.5mm)		
			Quebec			2.87"-3.00" (73-76mm)		
						3.03" (77mm)		

Perimeter Access



Saflok SR Series RFID (Guestrooms)

Ordering



Standard Model (Example)												
Style	Version	Reader Type	SR Controller	Communication		Handing	Door	Faceplate	Custom Options			Finish
<div>SRC</div>	<div>1</div>	<div>–1</div>	<div>1</div>	<div>N</div>	<div>N</div>	<div>L</div>	<div>A</div>	<div>1</div>	<div>0</div>	<div>0</div>	<div>1</div>	<div>SC/SC</div>
				Primary	Secondary		Thickness		Reader	PCB	Hardware	Controller Reader

Build the model number with the desired options												
Style	Version	Reader Type	SR Controller	Communication		Handing	Door	Faceplate	Custom Options			Finish
<div>SRC</div>	<div>1</div>	- <div></div>	<div></div>	<div></div>	<div></div>	<div></div>	<div></div>	<div>1</div>	<div></div>	<div>0</div>	<div></div>	<div></div>
				Primary	Secondary		Thickness		Reader	PCB	Hardware	Controller Reader

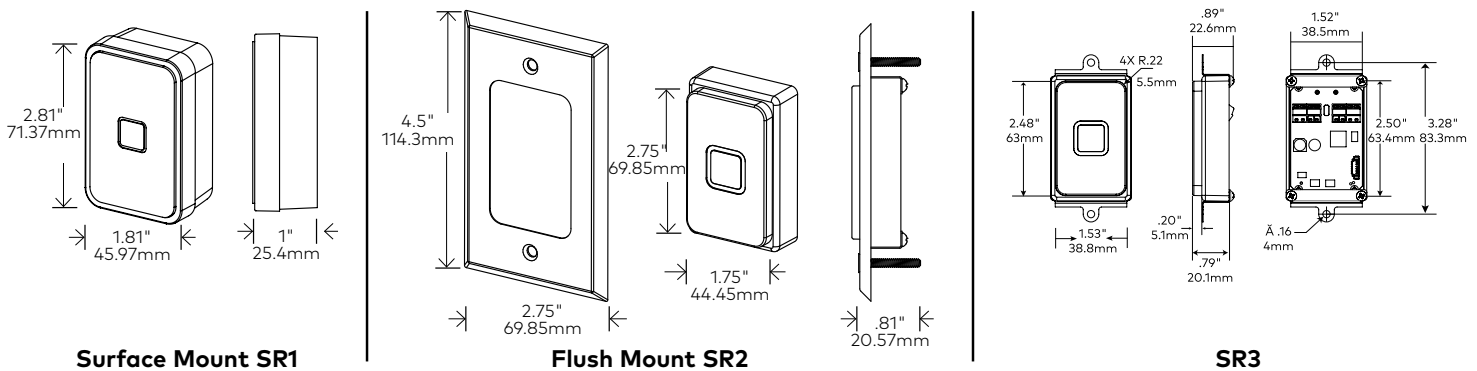
Style	Version	Reader Type	SR Controller*	Communication		Handing	Door Thickness	Faceplate	Custom Options			Finish	
				Primary	Secondary				Reader	PCB	Hardware	Controller	Reader**
SRC SR Concierge	1	SR1: 1 Surface SR2 and SR3: 2 Flush 3 Clear Flush	1 Plastic Flush Box	N No Primary	A BLE compatible	L LH	A 1.75-2.38 [44-60]	1	SR1: 0 Standard SR2 & SR3: 0 Standard A Assembled Reader	0 Standard	1 Satin Chrome 2 Satin Brass 3 Dark Mahogany 4 Black 5 Bright Chrome 6 Bright Brass	NN No Faceplate SC Satin Chrome SB Satin Brass SB Satin Brass BK Black SR2 & SR3: NN No Reader Plate SC Satin Chrome BL Black Plastic SB Satin Brass BR Brown Plastic IV Ivory Plastic WH White Plastic	SR1: SC Satin Chrome SB Satin Brass BK Black SR2 & SR3: NN No Reader Plate SC Satin Chrome BL Black Plastic SB Satin Brass BR Brown Plastic IV Ivory Plastic WH White Plastic
			2 Metal Flush Box	X Primary Ready	C BLE enabled*	RH	B 1.38 [35]						
			3 No Box No Faceplate	A Zigbee North America	D Hilton BLE**	X LHR	C 2.50 - 3.13 [63.5 - 79.5]						
			4 Plastic Surface Box	B Zigbee Europe / Asia	*BLE compatible not available until non BLE reader inventory is consumed	Y RHR							
			5 Metal Surface Box	C Zigbee International									
				D Inncom RF									
				E Crestron	** Hilton BLE only for Hilton properties								
				F Telkonet									
				H Zigbee G2 North America									
				J Zigbee G2 Europe/Asia									
				K Zigbee G2 International									
				L Telkonet G2 *Only available with Zigbee G2									

*Messenger options must use plastic face plates

**Surface mount only supports Satin Chrome Finish. Flush mounts support all listed finishes.

Saflok SR Series RFID (RCU/ECU)

Ordering



Surface Mount SR1

Flush Mount SR2

SR3

Standard Model (Example)

Style	Version	Function	Relay	Mount	SR Controller	Communication		Custom Options			Finish	
CSR	1	RC	0	1	1	N	N	0	0	0	SC	SC
						Primary	Secondary	Reader	PCB	Packout	Controller	Reader

Build the model number with the desired options

Style	Version	Function	Relay	Mount	SR Controller	Communication		Custom Options			Finish	
CSR	1	RC	0						0			
						Primary	Secondary	Reader	PCB	Packout	Controller	Reader

Style	Version	Function	Relay	Mount	SR Controller	Communication		Custom Options			Finish	
						Primary	Secondary	Reader	PCB	Packout	Controller	Reader****
CSR SR Reader	1	RC RCU	0 STD (1 Relay)	SR1: 1 Surface SR2 & SR3: 2 Flush 3 Clear 4 Flush	1 Plastic Flush Box 2 Metal Flush Box 3 No Box 4 No Faceplate 5 Plastic Surface Box 6 Metal Surface Box Option 4 Comes with No Electrical Box, No Faceplate or Faceplate Mounting Screws	N No Primary A Zigbee C North America (158mW) B Zigbee Europe / Asia (10mW) C Zigbee International (87mW) D Inncom RF E Crestron F Telkonet X Primary Ready H Zigbee G2 North America J Zigbee G2 Europe/Asia K Zigbee G2 International L Telkonet G2 *Only available with Zigbee G2	A BLE compatible C BLE enabled* D Hilton BLE** *BLE compatible not available until non BLE reader inventory is consumed ** Hilton BLE only for Hilton properties	0 Standard E SR2 / SR3 Unassembled Kit Only Comes with Reader and Mounting Hardware, No Single Gang Faceplate	0 Standard	0 Standard B Ocean Shipping	NN No Faceplate SC Satin Chrome SB Satin Brass BC Bright Chrome BB Bright Brass BL Black Plastic BR Brown Plastic IV Ivory Plastic WH White Plastic	SR1: SC Satin Chrome SB Satin Brass BK Black SR2 & SR3: NN No Reader Plate SC Satin Chrome SB Satin Brass BC Bright Chrome BB Bright Brass BL Black Plastic BR Brown Plastic IV Ivory Plastic WH White Plastic

Notes:

* Messenger Kits must use plastic faceplates
 ** "NN" No faceplate option is to be used with "3" No box No faceplate SR controller option
 *** "NN" No Reader plate option to be used for unassembled readers; No Faceplate is included with unassembled reader.
 ****Surface mount only supports Satin Chrome Finish. Flush mounts support all listed finishes.

RAC5

Multi-Floor Controller

Ordering

Perimeter Access Control

Standard Model (Example)

Style			Version	Function		Relay	Mount	Reader	Supply	Communication	Option	Battery Backup	Packout	Finish Faceplate Controller		Reader			
R	5	H	1	-	M	F	1	1	1	1	B	0	0	0	N	N	/	N	N
										Secondary									

Style	Version	Function	Relay	Mount	Reader	Power Supply	Communication Secondary	Option	Battery Backup	Packout	Finish Faceplate Reader
R5H	1	MF MFC	1 8 Relays 3 16 Relays 4 24 Relays 5 32 Relays C 40 Relays 6 48 Relays D 56 Relays 7 64 Relays *Hilton BLE only supports MFC with up to 12 channels and must be configured as a pass device.	1 Surface* 2 Flush 3 Clear Flush** 4 Flush - Surface Gang Box	1 Single 2 Dual Reader - One Locking Device	1 North America 2 International * Requires wall plug in	B BLE Ready C Legic BLE Enabled D Hilton S2R BLE Enabled* *Hilton BLE only for Hilton properties *Hilton BLE requires surface mount option	0 Standard	0 None	0 Standard B Ocean Shipping	NN No Faceplate Surface: SC Satin Chrome Flush Mount: NN No Reader Plate SC Satin Chrome SB Satin Brass BC Bright Chrome BB Bright Brass BL Black Plastic BR Brown Plastic IV Ivory Plastic WH White Plastic

*Surface Mount only supports Satin Chrome Finish. Flush Mounts support all listed finishes.

**Clear Flush Mount requires No Reader Faceplate option

RAC5 Perimeter Access Control

LT (Lite) and XT (Extended)

Ordering

Standard Model (Example)													
Style	Version	Function	Relay/Mag Kit	Mount	Reader	Power Supply	Secondary Communication	Option	Battery Backup	Packout	Faceplate Controller	Finish Reader	
R5H	1	LT	0	1	1	1	B	0	0	0	NN	NN	
Build the model number with the desired options													
Style	Version	Function	Relay/Mag Kit	Mount	Reader	Power Supply	Secondary Communication	Option	Battery Backup	Packout	Faceplate Controller	Finish Reader	
	1		0					0			NN	NN	
R5H RAC5 Hospitality	1	LT Lite XT Extended	0 Standard 2 relays*	1 Surface* 2 Flush 3 Clear Flush** 4 Flush Surface Gang Box	1 Single 2 Dual - One locking device 3 Dual - Two locking devices	1 North America 2 International	B BLE Ready C LEGIC BLE Enabled D Hilton S2R BLE Enabled* *Hilton BLE only for Hilton Properties **Hilton BLE requires surface mount option	0 Standard	0 None* B Battery Included C Battery Ready *None must be selected for Lite function type.	0 Standard B Ocean Shipping	NN No Faceplate	NN No Faceplate SC Satin Chrome SB Satin Brass BC Bright Chrome BB Bright Brass BL Black Plastic BR Brown Plastic IV Ivory Plastic WH White Plastic	
Magnet Kits													
R5H RAC5 Hospitality	1	LT Lite XT Extended	F PIR Sensor G Pushbar 36" H Pushbar 48"	1 Surface* 2 Flush 3 Clear Flush** 4 Flush Surface Gang Box	4 Single Reader / Magnet 5 Single Reader / Dual Magnet	1 North America 2 International	B BLE Ready C LEGIC BLE Enabled D Hilton S2R BLE Enabled* *Hilton BLE only for Hilton Properties *Hilton BLE requires surface mount option	0 Standard	0 None* B Battery Included C Battery Ready *None must be selected for Lite function type.	0 Standard B Ocean Shipping	NN No Faceplate	NN No Faceplate SC Satin Chrome SB Satin Brass BC Bright Chrome BB Bright Brass BL Black Plastic BR Brown Plastic IV Ivory Plastic WH White Plastic	

*Surface Mount only supports Satin Chrome Finish. Flush Mounts support all listed finishes.

**Clear Flush Mount requires No Reader Faceplate option

Saflok Quantum RFID Remote/ Elevator Control Unit (RCU/ECU)

Ordering

Standard Model (Example)																	
Style			Version	Function	Relay/Mag Kit	Mount	Reader	Communication		Custom		Finish					
C	Q	M	2	R	C	0	1	1	N	B	0	0	D	S	B	S	B
								Primary	Secondary	Reader	PCB	Packout	Faceplate	Reader			
Build the model number with the desired options																	
Style			Version	Function	Relay/Mag Kit	Mount	Reader	Communication		Custom		Finish					
C	Q	M	2	R	C						0						
								Primary	Secondary	Reader	PCB	Packout	Faceplate	Reader			
Style	Version	Function	Relay/Mag Kit	Mount	Reader	Communication		Custom			Finish						
						Primary	Secondary	Reader	PCB	Packout	Faceplate	Reader					
CQM Quantum RFID	2	RC RCU EC ECU (Messenger not an option)	0 Standard 1 relay	1 Surface (RCU Only) 2 Flush	1 Single	N	B	0	0	0	Without	SB					
						No Primary	BLE	Standard	Standard	Messenger:	Satin Brass						
						(RCU Only)	Ready	ECU:	SB								
						A	C	L	SC								
						Zigbee	BLE	Plain Lens	Satin Chrome								
						N. America	Enabled	Marriott	OZ								
						(158mW)	Hilton BLE*	Lens*	Dark								
						B	*Hilton	*Marriott	Mahogany								
						Zigbee	BLE only	Lens	BB								
						Europe	only for	only for	Bright Brass								
						/ Asia	Marriott	Marriott	BC								
						(10mW)	properties	properties	Bright Chrome								
						C			SN								
						Zigbee			Satin Nickel								
						International			AB								
						(87mW)			Antique Brass								
						D			BK								
Inncom RF			Black														
E			BL														
Crestron			Black														
F			BR														
Telkonet			Brown														
X			IV														
Messenger			Ivory														
Ready			WH														
H			White														
Magnet Kits																	
CQM Quantum RFID	2	RC RCU	F PIR Sensor G Pushbar 36" Door H Pushbar 48" Door	1 Surface 2 Flush	1 Single Magnet 2 Dual Magnet	B	0	0	0	Without	SB						
						BLE	Standard	Standard	Standard	Messenger:	Satin Brass						
						Ready	ECU:	BLE FW	SB								
						C	A	L	SC								
						BLE	Plain Lens	Satin Chrome	OZ								
						Enabled	Marriott	Dark	BC								
						D	Hilton BLE*	Lens*	Mahogany								
						*Hilton	*Marriott	BB	BC								
						BLE only	Lens	Bright Brass	Bright Chrome								
						for Hilton	only for	only for	With								
						Properties	Marriott	Marriott	Messenger:								
							properties	properties	BL								
									Black								
									BR								
									Brown								
									IV								
									Ivory								
			WH														
			White														

Ordering

Saflok Quantum RFID Multi Channel Controller (MCC/EMCC)

Ordering

Standard Model (Example)													
Style	Version	Function	Relay/Mag Kit	Mount	Reader	Communication		Custom			Finish		
C	Q	M	2 - M C	1	2	1	N	B	O	O	O	S B / S B	
							Primary	Secondary	Reader	PCB	Packout	Faceplate	Reader

Build the model number with the desired options													
Style	Version	Function	Relay/Mag Kit	Mount	Reader	Communication		Custom			Finish		
C	Q	M	2 -	2						O			
							Primary	Secondary	Reader	PCB	Packout	Faceplate	Reader

Style	Version	Function	Relay/Mag Kit	Mount	Reader	Communication		Custom			Finish	
						Primary	Secondary	Reader	PCB	Packout	Faceplate	Reader
CQM Quantum RFID	2	MC MCC ME EMCC	MCC: 1 8 relay 2 12 relay EMCC: 3 16 relay 5 32 relay 6 48 relay 7 64 relay 8 80 relay 9 96 relay A 112 relay B 128 relay	2 Flush	1 Single 2 Dual	MCC: N No Primary 1 Go Far 2 Go Far International EMCC: 1 Go Far 2 Go Far International	B BLE Ready C BLE Enabled D Hilton BLE* *Hilton BLE only for Hilton Properties	O Standard A Plain Lens L Marriott Lens* *Marriott Lens only for Marriott properties	O Standard	O Standard B Ocean Shipping	SB Satin Brass SC Satin Chrome OZ Dark Mahogany BB Bright Brass BC Bright Chrome BK Black	SB Satin Brass SC Satin Chrome OZ Dark Mahogany BB Bright Brass BC Bright Chrome SN Satin Nickel AB Antique Brass BK Black

*Hilton BLE only supports MFC with up to 12 channels and must be configured as a pass device.
EMCC does not support Hilton BLE

Saflok QuantumIV RFID Remote/Elevator Control Unit (RCU/ECU)

Ordering

Standard Model (Example)																			
Style			Version	Function	Relay/Mag Kit	Mount	Reader	Communication		Custom			Finish						
C	Q	F	2	-	R	C	0	1	1	N	B	0	0	0	S	B	/	S	B
								Primary	Secondary	Reader	PCB	Packout	Faceplate	Reader					

Build the model number with the desired options																			
Style			Version	Function	Relay/Mag Kit	Mount	Reader	Communication		Custom			Finish						
C	Q	F	2	-			1			0	0						/		
								Primary	Secondary	Reader	PCB	Packout	Faceplate	Reader					

Style	Version	Function	Relay/Mag Kit	Mount	Reader	Communication		Custom			Finish	
						Primary	Secondary	Reader	PCB	Packout	Faceplate	Reader
CQF QuantumIV	2	RC RCU EC ECU (Messenger not an option)	0 Standard 1 relay	1 Surface (RCU Only) 2 Flush	1 Single	N No Primary Messenger: (RCU Only) A Zigbee N. America (158mW) B Zigbee Europe / Asia (10mW) C Zigbee International (87mW) D Inncom RF E Crestron F Telkonet X Messenger Ready H Zigbee G2 North America	B BLE Ready C BLE Enabled D Hilton BLE* *Hilton BLE only for Hilton Properties	0 Standard	0 Standard	0 Standard B Ocean Shipping	Without Messenger: SB Satin Brass SC Satin Chrome OZ Dark Mahogany BB Bright Brass BC Bright Chrome BK Black With Messenger: BL Black BR Brown IV Ivory WH White	SB Satin Brass SC Satin Chrome OZ Dark Mahogany BB Bright Brass BC Bright Chrome SN Satin Nickel BK Black
Magnet Kits						J Zigbee G2 Europe/Asia K Zigbee G2 International L Telkonet G2 *Only available with Zigbee G2	B BLE Ready C BLE Enabled D Hilton BLE* *Hilton BLE only for Hilton Properties	0 Standard	0 Standard	0 Standard B Ocean Shipping	Without Messenger: SB Satin Brass SC Satin Chrome OZ Dark Mahogany BB Bright Brass BC Bright Chrome With Messenger: BL Black BR Brown IV Ivory WH White	SB Satin Brass SC Satin Chrome OZ Dark Mahogany BB Bright Brass BC Bright Chrome SN Satin Nickel BK Black

Saflok QuantumIV RFID Remote/Elevator Control Unit (RCU/ECU)

Ordering

Screwless Kit

Standard Model (Example)

Style	Version	Function	Relay/Mag Kit	Mount	Reader	Communication	Custom	Finish
C Q F	2	R C	0	2	1	N B	0 0 0	B S / S B
						Primary Secondary	Reader PCB Packout	Faceplate Reader

Build the model number with the desired options

Style	Version	Function	Relay/Mag Kit	Mount	Reader	Communication	Custom	Finish
C Q F	2	R C	0	2	1	N	0 0	B S / S B
						Primary Secondary	Reader PCB Packout	Faceplate Reader

Style	Version	Function	Relay/Mag Kit	Mount	Reader	Communication		Custom			Finish		
						Primary	Secondary	Reader	PCB	Packout	Faceplate	Reader	
CQF QuantumIV	2	RC RCU	0 Standard 1 relay	2 Flush	1 Single	N No Primary	B BLE Ready	0 Standard	0 Standard	0 Standard	BS Black Screwless	SB Satin Brass	
						Messenger:	C BLE Enabled				B Ocean Shipping	BT Brown Screwless	SC Satin Chrome
						A Zigbee N. America (158mW)	D Hilton BLE*				VS Ivory Screwless	OZ Dark Mahogany	
						B Zigbee Europe / Asia (10mW)	*Hilton BLE only for Hilton Properties				WS White Screwless	BB Bright Brass	
						C Zigbee International (87mW)					AL Almond Screwless	BC Bright Chrome	
						D Inncom RF					GR Gray Screwless	SN Satin Nickel	
						E Crestron					LA Light Almond Screwless	BK Black	
						F Telkonet					BE Beige Screwless		
						X Messenger Ready					TP Taupe Screwless		
						H Zigbee G2 North America					SI Sienna Screwless		
						J Zigbee G2 Europe/Asia							
						K Zigbee G2 International							
						L Telkonet G2							
*Only available with Zigbee G2													

Saflok QuantumIV RFID Multi Channel Controller (MCC/EMCC)

Ordering

Standard Model (Example)														
Style			Version	Function	Relay/Mag Kit	Mount	Reader	Communication		Custom			Finish	
C	Q	F	2	M	C	1	2	1	N	B	0	0	0	S B / S B
									Primary	Secondary	Reader	PCB	Packout	Faceplate Reader

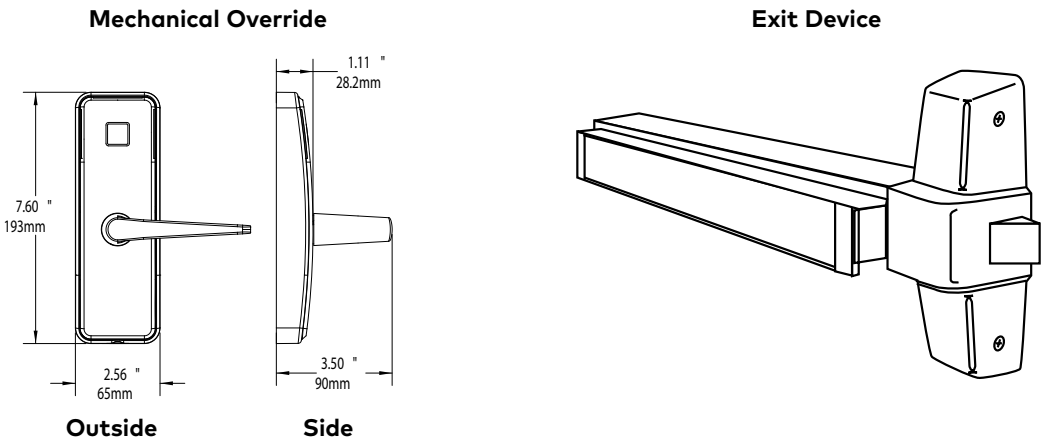
Build the model number with the desired options														
Style			Version	Function	Relay/Mag Kit	Mount	Reader	Communication		Custom			Finish	
C	Q	F	2				2				0	0		S B / S B
									Primary	Secondary	Reader	PCB	Packout	Faceplate Reader

Style	Version	Function	Relay/Mag Kit	Mount	Reader	Communication		Reader	Custom			Finish	
						Primary	Secondary		PCB	Packout	Faceplate	Reader	
CQF QuantumIV	2	MC MCC ME EMCC	MCC: 1 8 relay 2 12 relay EMCC: 3 16 relay 5 32 relay 6 48 relay 7 64 relay 8 80 relay 9 96 relay A 112 relay B 128 relay	2 Flush	1 Single 2 Dual	MCC: N BLE Ready C BLE Enabled D Hilton BLE* EMCC: 1 Go Far 2 Go Far International		0 Standard	0 Standard	0 Standard B Ocean Shipping	SB Satin Brass SC Satin Chrome OZ Dark Mahogany BB Bright Brass BC Bright Chrome BK Black	SB Satin Brass SC Satin Chrome OZ Dark Mahogany BB Bright Brass BC Bright Chrome SN Satin Nickel BK Black	

*Hilton BLE only supports MFC with up to 12 channels and must be configured as a pass device.
EMCC does not support Hilton BLE

Saffire LX Exit Device Operator - North America

Ordering



Lock System Kits

Standard Model Number Example

S

Style

O

O

Operating System

2

BLE

-

K

Override

Outside Lever

C

Finish

Build the model number with the required options

S

Style

Operating System

BLE

-

Override

Outside Lever

Finish

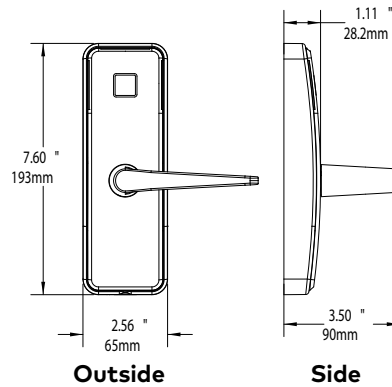
Style	Operating System	BLE	Override	Outside lever	Finish
S Saffire LX	O O Standalone M 1 Ambiance RX	2 BLE Enabled H BLE Hilton (only for Hilton properties) O No BLE	K Mechanical Key Support E Electronic	E Von (Modified elevon) L Long Return (Troy lever extended for California) S Essen	C Satin Chrome E Satin Chrome Exterior U Satin Chrome Oceanfront B Satin Brass R Bright Chrome Z Oil Rubbed Bronze* N Satin Nickel K Black*

* Only for interior use. Not recommended for exterior use.

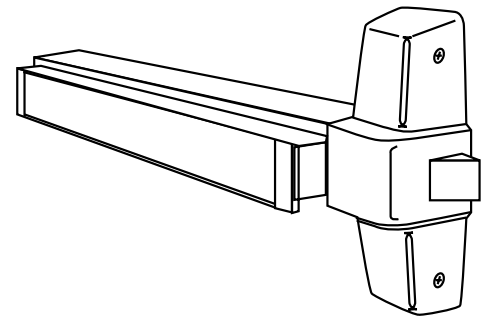
Saffire LX Exit Device Operator - North America

Ordering

Mechanical Override



Exit Device



Lock System Kits

Standard Model Number Example

B

—

1**7****N****1**

Trim

Model

Exit Device

Handing

Door
Thickness

Build the model number with the required options

B

—

Trim

Model

Exit Device

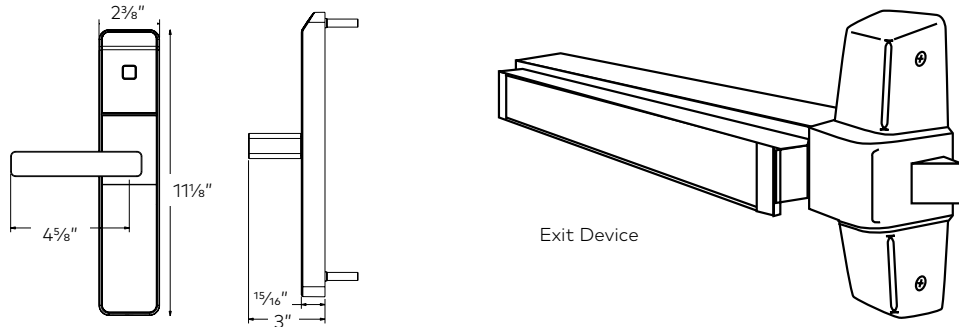
Handing

Door
Thickness

Trim	Model	Exit Device	Handing	Door Thickness
B Black R Graphite Grey W White	1 Rim Operator Includes Dorma exit device	7 - Dorma 9300 36" 8 - Dorma 9300 48"	L Left hand R Right hand	1 1 3/4" - 2" (46-53mm) 2 >2" - 2 1/4" (53-57mm)
	2 Mortise Operator Exit device not included	0 - Von Duprin 9875, 9975EO-F A - Arrow S3908, S1908 7 - Dorma 9500, F9500		
	3 Rim Operator Exit device not included	0 - Von Duprin 98/99 EO-F 1 - Arrow S3888 2 - Yale 7100-36 5 - Precision 21, FL21 6 - Detex 10, F10 7 - Dorma 9300/F9300 8 - Arrow S1808, S3808 9 - Detex V40 C - Corbin Russwin ED5200 H - Hager 4500 D - Dorma 8300 R - PHI/Reliant 5100/FL5100 V - Von Duprin 22		
	4 Vertical Rod Surface Mount Operator Exit device not included	0 - Von Duprin 9827, 9927EO-F 1 - Arrow S3788, S1708 2 - Yale 7170 5 - Precision 22, FL22 6 - Detex 20, F20 7 - Dorma 9400, F9400 C - Corbin Russwin ED5400 H - Hager 4500 S - Sargent 8710/8713 D - Dorma 8400 R - PHI/Reliant 5200/FL5200 V - Von Duprin 22		
	5 Vertical Rod Concealed Operator Exit device not included"	0 - Von Duprin 9847, 9947EO-F 2 - Yale 7160 7 - Dorma 9100/F9100		

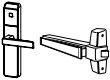
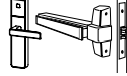

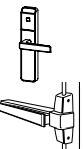

Exit Device Operator Confidant RFID

Ordering



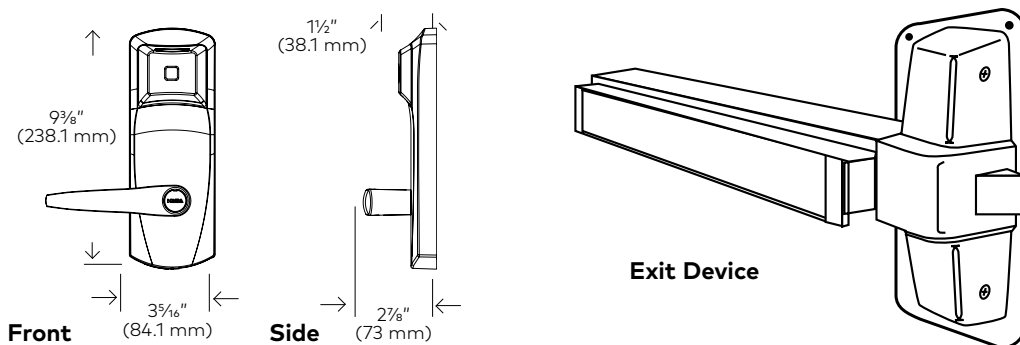
Standard Model Number - Exit Device Operator - NA (Example)											
C	S	00	0	—	1	7	S	R	1	—	C
Lock Model			Bluetooth		Installation Options						Finish

Build the model number with the required options											
C	S			—						—	
Lock Model		Bluetooth		Installation Options				Finish			

Lock Model		Bluetooth		Installation Options					Finish	
Confidant RFID (Fixed value)	System	Operating System	Bluetooth	Model	Type of Exit Device	Outside Lever	Handing	Door Thickness	Finish	
C	S Saflok 3 Dummy Trim	00 Standalone MO Messenger ready M1 Messenger US	0 No BLE 1 BLE Ready 2 BLE Enabled	1 Rim Operator Device Outdoor front lock housing. Includes Dorma exit device.	7 Dorma 9300 	S Short Return L Long Return	R Right L Left	1 1 3/4" - 2" (46-53mm) 2 >2" - 2 1/4" (53-57mm) Return	C Satin Chrome E Satin Chrome Exterior U Satin Chrome Oceanfront B Satin Brass H Satin Brass Exterior	
				2 Mortise Operators Outdoor front lock housing. Exit device not included.	0 Von Duprin 9875, 9975EO-F A Arrow S3908, S1908 					
				3 Rim Operators Outdoor front lock housing. Exit device not included.	0 Von Duprin 98/99 EO-F 1 Arrow S3888 2 Yale 7100-36 5 Precision 21, FL21 6 Detex 10, FL10 7 Dorma 9300/F9300 8 Arrow S1808, S3808 9 Detex V40 H Hager 4500 					
				4 Vertical Rod Surface Mount Operators Outdoor front lock housing. Exit device not included.	0 Von Duprin 9827, 9927EO-F 1 Arrow S3708, A1708 2 Yale 7170 5 Precision 22, FL22 6 Detex 20, FL20 7 Dorma 9400/F9400 S Sargent 8710 H Hager 4500 					
				5 Vertical Rod Concealed Operators Outdoor front lock housing. Exit device not included.	0 Von Duprin 9847, 9947EO-F 2 Yale 7160 7 Dorma 9100 					

Saflok RT Plus Panic Bar Trim

Ordering



Standard Model (Example)

79P	S	1	7	2	1	E	N	6	0	1	6	2	6
Model			Type of Exit Device	RFID	Lever	Override	Handing	Version	Bluetooth	Door Thickness		Finish	

Build the model number with the desired options

79P				2				6					
Model			Type of Exit Device	RFID	Lever	Override	Handing	Version	Bluetooth	Door Thickness		Finish	

Model	Type of Exit Device	Lever Type	Override	Handing	Version	Bluetooth	Door Thickness	Finishes
79PS1 Rim Operator Device Outdoor front lock housing. Includes Dorma exit device.	7 Dorma 9300 	2 1 Long/Front 2 Short/Front 	E Electronic K Mechanical key cylindrical Lori Universal (1539) key-in-knob OR Mechanical recordable key cylinder key-in-knob Note: Gala and Elevon levers only available with electronic override	N Standard ----- ** For Elevon Lever or Vertical Rod Surface Mount with Ambiance RX X Left Hand Reverse Y Right Hand Reverse	6 Contactless Reader	0 No BLE 2 BLE Enabled H Hilton	1 1 3/4" - 2" (46-53 mm) 2 > 2" - 2 1/4" (53-57 mm) For door thickness 2 (> 2" - 2 1/4") 10 weeks lead time required.	626 Satin Chrome 606 Satin Brass U26 Satin Chrome Supreme Finish
79PS2 Mortise Operators Outdoor front lock housing. Exit device not included.	0 Von Duprin 9875,9975EO-F A Arrow S3908,S1908 7 Dorma 9500 	E Elevon/Front G Gala/Front 						
79PS3* Rim Operators Outdoor front lock housing. Exit device not included.	0 Von Duprin 98/99 EO-F 1 Arrow S3888 2 Yale 7100-36 5 Precision 21,FL21 6 Detex 10, FL10 7 Dorma 9300/F9300 D Dorma 8300 8 Arrow S1808,S3808 9 Detex V40 H Hagar 4500 C Corbin Russwin 5200 R Precision 5100 							
79PS4* Vertical Rod Surface Mount Operators Outdoor front lock housing. Exit device not included.	0 Von Duprin 9827,9927EO-F 1 Arrow S3708,S1708 2 Yale 7170 5 Precision 22,FL22 6 Detex 20, FL20 7 Dorma 9400/F9400 D Dorma 8400 H Hagar 4500 S Sargent 8713 C Corbin Russwin 5400 R Precision 5200 							
79PS5 Vertical Rod Concealed Operators Outdoor front lock housing. Exit device not included.	0 Von Duprin 9847,9947EO-F 2 Yale 7160 7 Dorma 9100/F9100 <small>Rods are inside the door.</small>							

Exit Device Operator

- Allows exit doors equipped with panic devices to act as controlled entrances
- Weight: 3lbs (1.3kg)
- Minimum door style required 5" (127mm)
- Supplied with gasket kit for exterior doors
- All fitted with adaptor plates

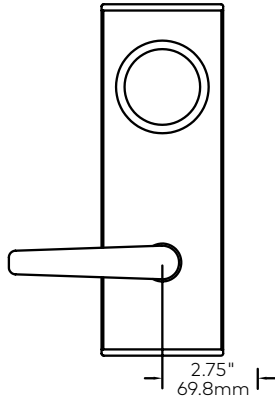
For Ambiance RX Ready order, replace 79PS with 79PR model, for Online 79PZ (79PY for Europe and Asia or 79PQ for International) and 79PW for Inncom RF

Exit Device

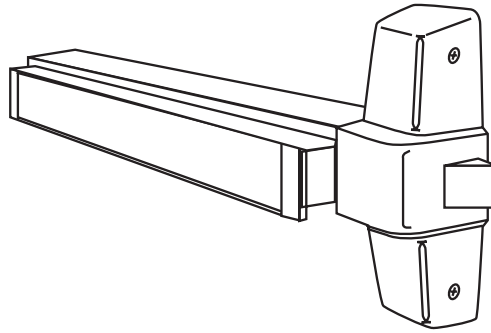
- Two finishes available: satin chrome and satin brass
- * For compatibility with Arrow S3808, S1808, S3708, S1708 order square spindle to cross-point spindle adaptor (part# 032-511055)

Saflok MT Series Exit Device

Ordering



MT RFID Front



Exit Device

Standard model number (Continue building the model number to the right)

Model	Version	Panic Device	Device Type	Communication	Application
P M R	2	-	A	N Primary	A Secondary

Build the model number with the desired options (Continue building the model number to the right)

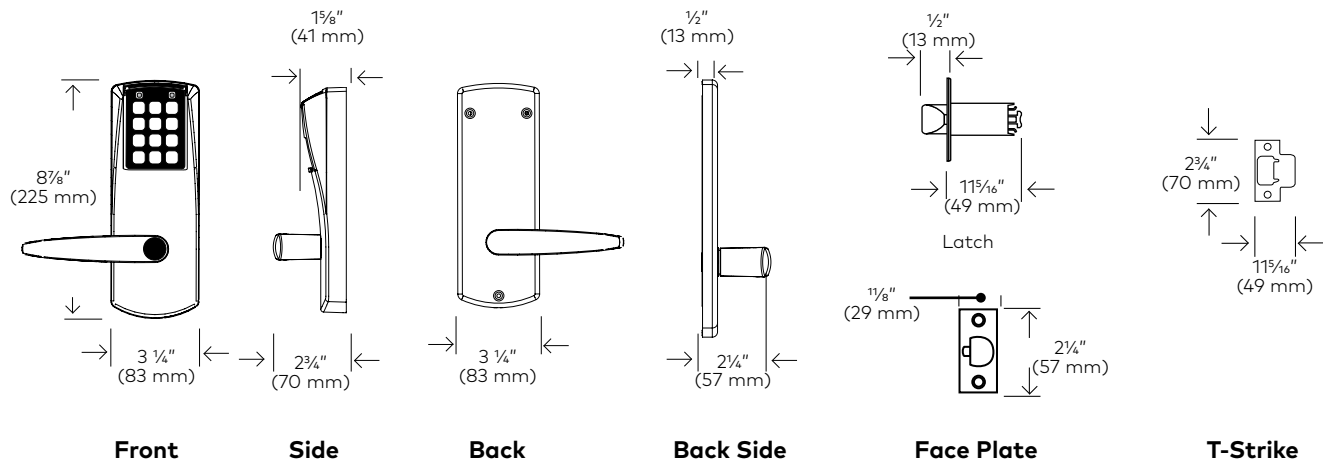
Model	Version	Panic Device	Device Type	Communication	Application
P M R	2	-			

Model	Version	Panic Device	Device Type	Communication		Application
				Primary	Secondary	
PMR MT RFID Exit Device	2 MT RFID	A AEB4200R Series* (Rim Only) B Detex (Advantex) 10 Series (Rim Only)* C Detex (Advantex) 20 Series (Vert Only)* D Dorma 9300 (Rim Only) E Dorma 9400 (Vert Only) F Falcon 25 Series (Rim Only) G Phi Series FI21* (Rim Only) H Phi Series FI22* (Vert Only) J Sargent 8713* (Vert Only; Square Spindle) K Sargent 8715* (Vert Only; Bladed Spindle) L Sargent 8888F* (Rim Only) M Von Duprin 88 N Von Duprin 98 P Von Duprin 99 Q Yale 2100 Series* R Yale 7100 Series* S Hager 4500 Series*	0 No Bar Rim Devices: 1 Rim 36" Std Bar 2 Rim 36" Fire Rated Bar 3 Rim 48" Std Bar 4 Rim 48" Fire Rated Bar Vertical Rod Devices: 5 Vertical 36" Std Bar 6 Vertical 36" Fire Rated Bar 7 Vertical 48" Std Bar 8 Vertical 48" Fire Rated Bar	N No Primary X Primary Ready A Zigbee N. America (158mW) B Zigbee Europe / Asia (10mW) C Zigbee International (87mW) D Inncom RF E Crestron F Telkonet H Zigbee G2 North America J Zigbee G2 Europe/Asia K Zigbee G2 International L Telkonet G2 *Only available with G2 Zigbee	A BLE Compatible G BLE Mod Bracket H Hilton BLE Mod Bracket* *Hilton BLE only for Hilton Properties	O Interior E Exterior

Note: *Bar not offered

E-Plex 2000 Series (Cylindrical Lock)

Ordering



Build the model number with the desired options						
Model	Function	Locking Device	Override	Lever Style	Finish	Packaging
E2O	3			LL		41

Model	Function	Locking Device	Key Override	Lever Style	Finishes	Packaging
E20 2000 Series Cylindrical lock	3 Cylindrical Lock	1 1/2" (13 mm) throw latch floating face plate 2 3/4" Backset 2 1/2" (13 mm) throw latch floating face plate 2 3/8" Backset	LEAVE BLANK for Solid Lever without Key Override XS Key-In-Lever, Kaba Cylinder included, Schlage C keyway	LL Lever- Long	626 Satin Chrome 606 Satin Brass	41 1 per box
				Items supplied with the lock <ul style="list-style-type: none">• Installation Manual• Full-scale template• Hardware required for installations.• Key-in-lever model supplied with Kaba high security 1539 Schlage C keyway.		

Perimeter Accessories

Resorts World, Las Vegas



Accessories

Narrow Stile (Adams Rite 8800 Series)

The narrow stile is designed to retract when electrical power is applied.

Size	36" Standard
Door Requirements	1 ¾" Standard, up to 2 ¼"
Mounted Height	40 ¼" from CL to finished floor
Minimum Stile	2"
Finishes	Satin Aluminum



Electric Strike

The electric strike is designed to release the door-locking mechanism when electrical power is applied. It works with mortise, rim, and cylindrical locks. Different models and sizes are available depending on the application. All models are fail-secure.

Holding Force	1,000 lbs.
Voltage	24 VDC 1.5A
Size	4 7/8" Standard
Finishes	Satin Stainless



Electro-magnetic Lock

Saflok™ offers an electro-magnetic locking device for perimeter doors. This locking unit provides over 1,200 pounds of locking force when activated. It is available in single- or double-magnet configurations.

Voltage	12 or 24 VDC (Field-selectable)
Magnet Size	8 13/16" W x 2 13/16" H x 1 1/16" D (225mm x 56mm x 40mm)
Armature Size	9" W x 2 1/4" H x 1/2" D (230mm x 57mm x 14mm)
Holding Force	1,200 lbs
Finishes	Satin Aluminum



Motion Detector

When approaching the door the motion detector will automatically unlock, allowing entry. The unit's sensitivity is adjustable.

Input Power	12 or 24 VDC or VAC (field-selectable) 35 mA @ 12 VDC, 38 mA @ 24 VDC 38 mA avg. @ 12 VAC, 45 mA avg. @ 24 VAC
Relay	Two Form "C" contact sets rated 1.0 amp @ 30 VDC maximum for DC-resistive loads
Temperature Range	-20° to +120° F (-29° to +49° C). For UL-certified installations, the temperature range is 32° to 120° F (0° to 49° C.)
Enclosure	6 1/4" W x 1 1/2" H x 1 1/2" D (158mm x 38mm x 38mm)



Accessories

Exit Button

The exit button is a palm-sized button designed to deactivate electronic locking devices. It is used for manual egress and works in conjunction with other types of entry/exit devices.



Touch Bar Exit Device

The touch bar exit device is ideally suited to allow manual egress of electro-magnetic locks, remote alarms, and other security devices. The touch bar comes in a kit, which includes the touch bar, a wire loop and pull handle.



SPDT Rated	5A, 250VAC
Finishes	Satin Aluminum / Dark Mahogany

Intercom

The intercom system allows communication with anyone trying to gain entry through the perimeter doors. It comes with an intercom base, speaker with call button, and a power supply. It also allows remote entry depending on perimeter hardware currently in use.

Power Source	AC 12 – 16V or DC 12 – 24V
Consumption	Max. 4W (AC 16V), Max. 200 mA (DC 24V)
Calling	Electronic continuous tone (from door to master) Electronic continuous tone or voice (from master to door)
Output	100 mW
Wiring	Two non-polarized wires and two wires for door release
Contact capacity for door release	Max. AC 30V, 1A, Max. DC 30V, 1A
Distance	390' (24 AWG), 650' (22 AWG), 980' (20 AWG), 1,570' (18 AWG), 2,360' (16 AWG)
Dimensions	5 ½" W x 7" H x 2 ¼" D (143mm x 180mm x 55mm)



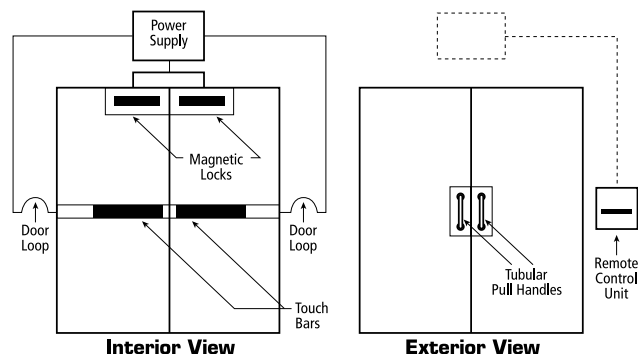
Suggested Applications

Active Double Doors

Magnetic locks with touch bars

KIT Components:

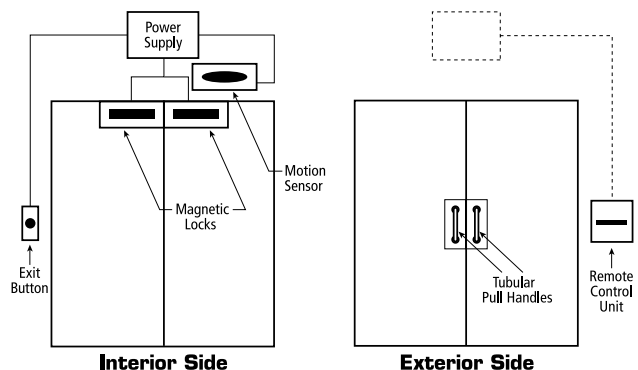
- One power supply
- Two magnetic locks
- Two touch bars (inside)
- Remote control unit (outside)
- Tubular pull handles (outside)



Magnetic locks with motion sensor and exit button

KIT Components:

- One power supply
- Two magnetic locks
- Exit button (inside)
- Motion sensor (inside)
- Remote control unit (outside)
- Tubular pull handles (outside)

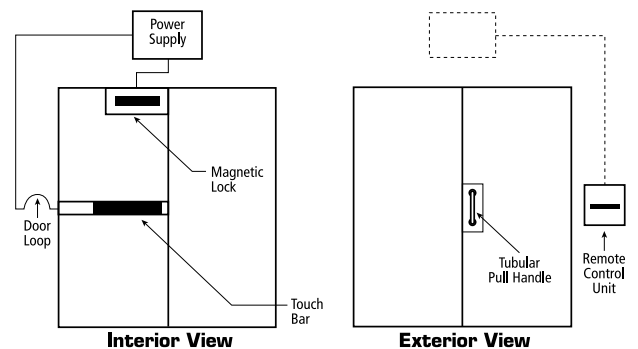


Double Doors with One Active

Magnetic locks with touch bars

KIT Components:

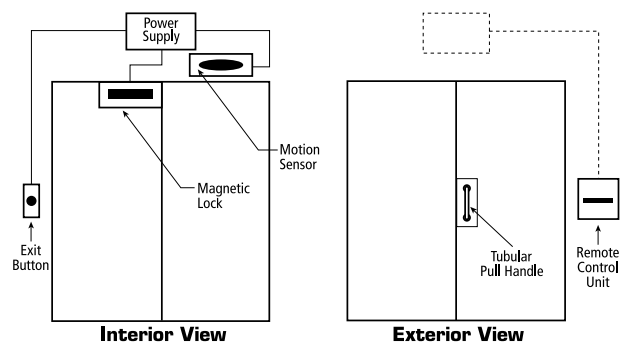
- One power supply
- One magnetic lock
- One touch bar (inside)
- Remote control unit (outside)
- Tubular pull handle (outside)



Magnetic locks with motion sensor and exit button

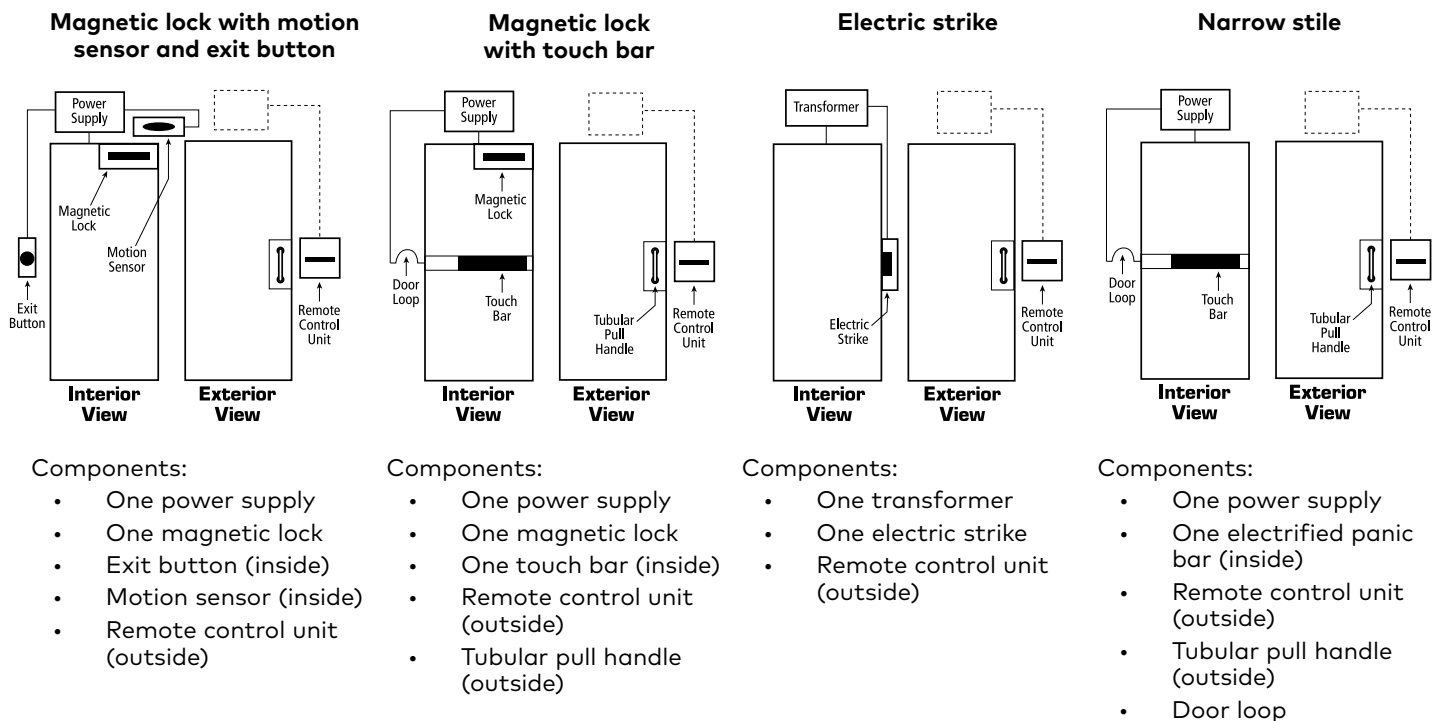
KIT Components:

- One power supply
- One magnetic lock
- One touch bar (inside)
- Remote control unit (outside)
- Tubular pull handle (outside)



Suggested Applications

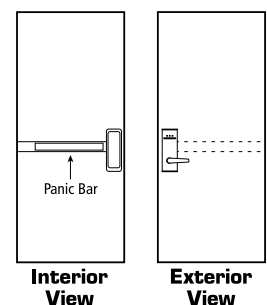
Single Door Magnetic Locks with Different Egress Devices



Rim Exit Device

KIT Components:

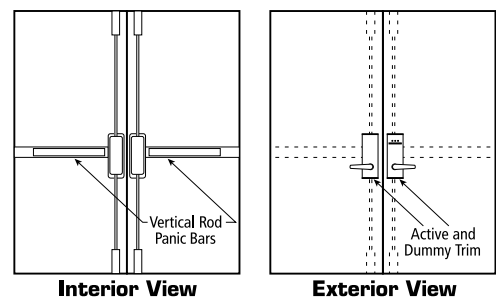
- Mounting plate
- Mounting hardware
- Saflok rim panic lock



Vertical Rod Exit Device

KIT Components:

- Mounting plate
- Mounting hardware
- Saflok vertical rod panic lock



Lock Accessories



Cores, Cylinders for Saflok RT Series

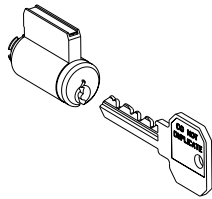
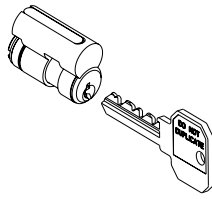
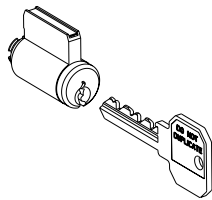
Ordering

Standard Model (Example)

Model	Pins	Keyway	Finish	Keying
9	6	3	4	

Build the model number with the desired options

Model	Pins	Keyway	Finish	Keying
			4	



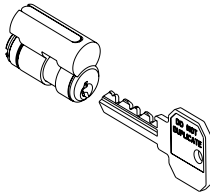
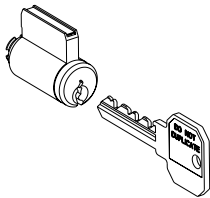
Models	Pins	Keyway	Finish	Keying
9 Lori Cylinder Compatible Locks: Generation E760 Generation E730 Solitaire 710-II Solitaire 720-II SolitaireSMART Oracode 660 Oracode 4400 770 Series	6 6 Pins	3	4B Satin Brass ANSI 606	KA Keyed Alike KAI Keyed Alike by Group MK Master Keyed (for Shabbat Compliance)
8 Unican Core Compatible Locks: SolitaireSMART Solitaire 710 Solitaire 720 System 700-II	6 6 Pins 7 7 Pins	3 Lori 1 RMO 2 North American Project order	4 Satin Brass ANSI 606	KA Keyed Alike KAI Keyed Alike by Group MK Master Keyed (for Shabbat Compliance)
9 Recodeable Lori Cylinder Compatible Locks: Generation E760 Generation E730 Oracode 660 Oracode 4400 Solitaire 710-II Solitaire 720-II 770 Series	6 6 Pins	3	4B Satin Brass ANSI 606	KA3 Three Combinations in One Cylinder

Keys for Saflok RT Series

Ordering

Standard Model (Example)			
Model	Pins	Keyway	Key
<div>9</div>	<div>6</div>	<div>3</div>	<div>E</div> <div></div>

Build the model number with the desired options			
Model	Pins	Keyway	Key
<div></div>	<div></div>	<div></div>	<div></div> <div></div>



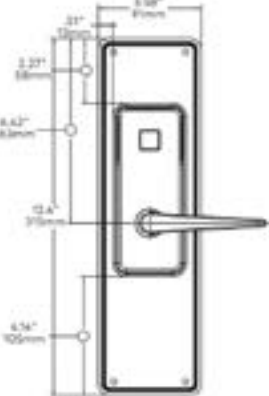
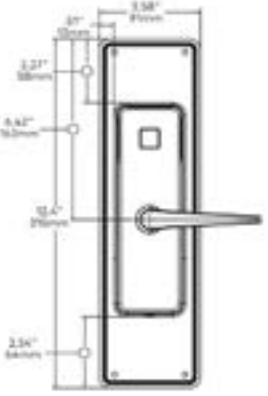
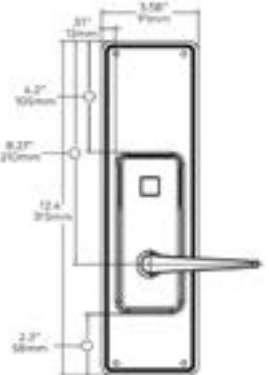
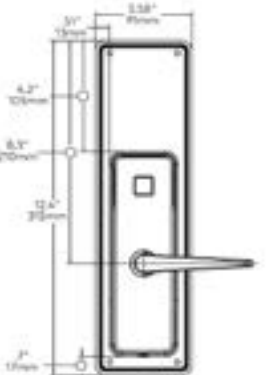
Models	Pins	Keyway	Key
9 Key for Lori Cylinder	6 6 Pins	3	E Entry M Master EM Individual Entry under a Master
8 Key for Unican Core	6 6 Pins 7 7 Pins	1 RMO 2 North American Project order	E Entry C Control M Master EG Entry under a group CM Control under a Master CG Control under a Group EM Individual Entry under a Master
9 Recodable Key Kit	6 6 Pins	3	0 Recodable Key Kit

Decorative Plates for Saffire LX

Ordering

Specifications

Mounting screws included. All plates are 1/32 (0.8mm) thick

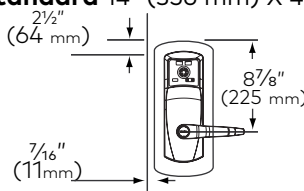
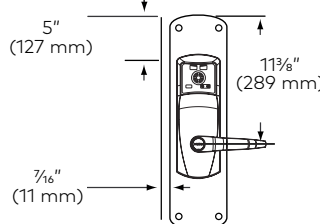
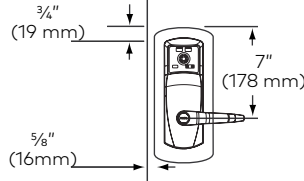
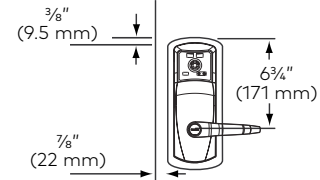
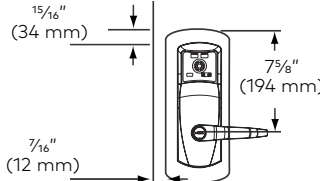
Availability	Location	Description	Part Number
Retrofit Plate (91mm x 315mm)	Indoor/Outdoor	Onity Retro - 91 x 315mm Onity Retro - 91 x 315mm 90/RT; MT; 710-II - 91 x 315mm 90/RT; MT; 710-II - 91 x 315mm	062-516221-1630 062-516221-1906 062-516221-2630 060-516221-2906
		Same plate number for both electronic and MKO Finishes: Stainless Steel, Satin Brass	
Retrofit Plate (91mm x 315mm)	Indoor/Outdoor		
			

Decorative Plates for Saflok RT Series

Ordering

Specifications

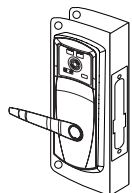
Mounting screws and washers included where applicable. All plates are $\frac{1}{32}$ " (0.8 mm) thick. Compatible with mortise (ASM, ESM) and cylindrical lock.

Availability	Location	Finish	Plate Number
Standard 14" (356 mm) X 4 $\frac{5}{8}$ " (117 mm) 	<div>Compatible with inside trim for Messenger/Bluetooth</div> Indoor/Outdoor Indoor/Outdoor	Stainless Steel PVD Satin Brass	062-513071-630 062-513071-1906
Long 17 $\frac{1}{2}$ " (445 mm) X 4 $\frac{5}{8}$ " (117 mm) 	<div>Compatible with inside trim for Messenger/Bluetooth</div> Indoor/Outdoor Indoor/Outdoor	Stainless Steel PVD Satin Brass	062-513073-630 062-513073-906
Short 10 $\frac{1}{2}$ " (242 mm) X 4 $\frac{5}{8}$ " (117 mm) 	Indoor/Outdoor Indoor/Outdoor	Stainless Steel PVD Satin Brass	061-513070-630 061-513070-906
Retrofit Plate 10 $\frac{1}{16}$ " (256 mm) X 3 $\frac{3}{4}$ " (95 mm) 	Indoor/Outdoor Indoor/Outdoor	Stainless Steel PVD Satin Brass	061-513072-630 061-513072-906
Retrofit Plate II 10 $\frac{7}{8}$ " (277 mm) X 4 $\frac{5}{8}$ " (118 mm) 	Indoor/Outdoor Indoor/Outdoor	Stainless Steel PVD Satin Brass	061-513490-630 061-513490-906

Wrap plates Plated C.R. Steel, Solid Brass, Stainless Steel. Mounting screws and washers included. Non-handed. All plates are $\frac{1}{32}$ " (0.8 mm) thick.

Wrap 1 $\frac{3}{4}$ " (44 mm) X 15 $\frac{1}{16}$ " (399 mm) X 5 $\frac{1}{2}$ " (140 mm)

Standard (ASM) Mortise 1 $\frac{1}{4}$ " face plate for RT Series



Mortise

Compatible with inside trim for Messenger/Bluetooth

Indoor
In/Outdoor

Satin Brass
Stainless Steel

062-513075-906
062-513075-630

Confidant RFID

Decorative Plates





Specifications:

Mounting screws and washers included where applicable. All plates are $\frac{1}{32}$ " (0.8 mm) thick.

	Location	Finish	Plate Number
<p>Retrofit Plate 313mm x 90 mm</p>	Indoor/Outdoor Indoor / Outdoor	Satin Chrome Satin Brass	061-514185-630 061-514185-906
<p>Retrofit Plate II 425 mm x 90 mm Suggested for Vingcard retrofit</p>	Indoor/Outdoor Indoor / Outdoor	Satin Chrome Satin Brass	061-514185-2630 061-514185-2906
<p>Retrofit Plate II for Bluetooth/ Messenger (inside side only) 425 mm x 90 mm Suggested for Vingcard retrofit</p>	Indoor Indoor	Satin Chrome Satin Brass	061-514185-4630 061-514185-4906
<p>Retrofit Plate II for Bluetooth/ Messenger (inside side only) 425 mm x 90 mm Suggested for Vingcard retrofit</p>	Indoor/Outdoor Indoor / Outdoor	Satin Chrome Satin Brass	061-514185-3630 061-514185-3906

Miscellaneous Plates

Ordering


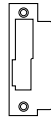
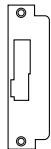
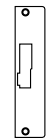
	Dimensions	Finish	Part Number
Door Filler Plates			
	23/4" x 11/8" (70 x 29 mm)	Prime Coat Steel	061-507858
	21/4" x 11/8" (57 x 24 mm)	Prime Coat Steel	061-507857
	21/4" x 11/8" (57 x 29 mm)	Brass Plated Steel	061-507856
Hole Filler Plates			
	23/8" (60 mm) Diameter	Silver Coated	061-507860
	23/8" (60 mm) Diameter	Brass Plated Steel	061-507859
Deadbolt Wrap-Around Plate			
	41/4" (H) x 41/2" (W) for 13/4" door (108 x 177 x 44 mm)	Stainless Steel	061-507862
(Upgrades to dormakaba card reader from Ilco card reader) Reversible Card Reader Not included			
Retrofit Dress Plate Kit for Swipe Card Reader			
		Stainless Steel/ Matt black plastic fascia	062-511383

Strikes

Ordering

Standard Mortise Strikes

All strikes include mounting screws. For strikes only, omit the "K" from the product number. Left Hand Reverse Door requires Right Hand Strike. Right Hand Reverse Door requires Left Hand Strike

	Handing	Finish	Part Number
 <p>* Standard 4⁷/₈" (124 mm)</p> <p>*Strike included with the lock at no charge, unless otherwise specified. Non-creditable unless purchased separately.</p>	Left Hand	Satin Brass	504131-606-K
	Right Hand	Satin Brass	504132-606-K
	Left Hand	Stainless Steel	504131-630-K
	*Right Hand	Stainless Steel	504132-630-K
 <p>Wide Lip 4⁷/₈" (124 mm)</p>	Left Hand	Satin Brass	502815-606-K
	Right Hand	Satin Brass	502816-606-K
	Left Hand	Stainless Steel	502815-630-K
	Right Hand	Stainless Steel	502816-630-K
 <p>Long 6 ³/₄" (171 mm)</p>	Left Hand	Satin Brass	502780-606-K
	Right Hand	Satin Brass	502781-606-K
	Left Hand	Stainless Steel	502780-630-K
	Right Hand	Stainless Steel	502781-630-K
 <p>Extra Long 8 ¹/₂" (216 mm)</p>	Left Hand	Satin Brass	506102-606-K
	Right Hand	Satin Brass	506103-606-K
	Left Hand	Stainless Steel	506102-630-K
	Right Hand	Stainless Steel	506103-630-K

Strikes

Ordering


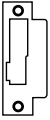


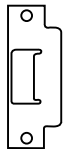
Mortise Strikes

All strikes include mounting screws.

For strikes only, omit the "K" from the product number.

Left Hand Reverse Door requires Right Hand Strike.

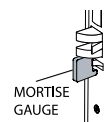
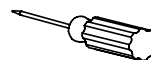
Right Hand Reverse Door requires Left Hand Strike.

	Handing	Finish	Part Number
ASM/AMM 12" (305 mm) Dust box not included 	Left Hand Right Hand Left Hand Right Hand	Satin Brass Satin Brass Stainless Steel Stainless Steel	041-512197-606K 041-512198-606K 041-512197-630K 041-512198-630K
Smoke Seal 4⁷/₈" (124 mm) Dust Box not included 	Left Hand Right Hand Left Hand Right Hand	Satin Brass Satin Brass Stainless Steel Stainless Steel	041-508275-606K 041-508276-606K 041-508275-630K 041-508276-630K
Slim Mortise Strike ESM 7¹/₄" (180 mm) with deadbolt 	Universal (Reversible)	Satin Brass Stainless Steel	041-510141-606K 041-510141-630K
Cylindrical Unit Strike T-Strike 2³/₄" (70 mm) (Dust box not included) 		Satin Brass Satin Chrome	032-512389-606 032-512389-626
Cylindrical Unit Strike 7⁸/₈" ASA Strike (124 mm) (Dust box not included) 		Satin Brass Satin Chrome	204119-606-K 204119-626-K

Miscellaneous Parts for Locks

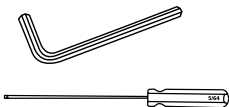
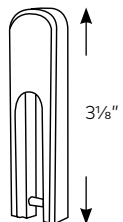
Ordering

Description	Part Number
Lock Outdoor Kit Includes: 5 outside housing gaskets, stainless steel battery holder screw	033-512017-1K
Weather Protection Cover for lock	032-510573
Extended 8³/₄" Face Plates for Standard 1³/₄" ASM Mortise With deadbolt cutout Without deadbolt cutout	041-511907-630 041-511908-630
ESM Face Plates 1³/₁₆" (20 mm) round faceplate With deadbolt cutout Without deadbolt cutout 2⁹/₃₂" (23 mm) round faceplate With deadbolt cutout Without deadbolt cutout Replace XXX by 630 (Stainless Steel) or 605 (Bright Brass PVD)	128/508593-D626 128/508593-O630 128/508595-D626 128/508595-O626
Thick Door Kit Includes: (3) mounting screws, (1) lock lever spindle and (1) thumbturn spindle For Door thickness 2.5" - 3.75" (66 mm-95 mm)	062-512868-606 (Satin Brass) 062-512868-626 (Satin Chrome)
Torx Bit (T-15) For battery holder screw	138-510294
Mortise Stabilizer Bracket for Hollow Metal Doors Mortise 1 1/4" (31mm) Mortise 1" (25mm)	50567701045 505677101045
Deluxe Screw Cover (Set for two (2) locks) Includes: screw, washer, snap screw retaining ring, snap screw cap Chrome Brass For standard door thickness only.	062-510852-CR 062-510852-BR
ASM Reverse Handing Tool For use when changing the handing of reversible ASM (set of 2)	027-510382-K
Tool to Remove E-760 lever For E-760 Electronic & Key override	138-510576
Mortise Gauge for System 700 retrofit	138-510476



Miscellaneous Parts for Locks

Ordering

Description		Part Number
Allen Keys		
Allen Key 1/8" (3 mm) for inside housing & 710 lever screw		138-507933
Allen Key 5/64" for battery cover and medallion screw		138-507930
Hex Driver (Allen) 5/64"		138-507957
ADA Thumbturn (Black finish)		
Screw included. Required for full ADA compliance of the lock.		062-508859-622
Spare Parts Box		
Includes: Lever spring, spindle, cleaning card, medallion, battery holder, Allen keys, screw kit		
Solitaire 710-II/SMART		062-511810-XXXX
Solitaire 710 (includes 3 inside long levers)		062-508034-XXXX
Replace XXXX by door thickness and finish. Ex: 1606		
Weather Resistant Kits		
Solitaire 710-II		062-510149
Inside gasket and outside gasket, reader cable gasket and Aerosol grease		
Solitaire 710		062-509009
Aerosol grease, outside gasket, inside gasket, reader cable gasket		
SolitaireSMART		062-511438
Aerosol grease, outside and inside gasket, reader cable gasket		
Latch Extension (only for cylindrical lock)		
For 3 3/4" (95 mm) backset with kick-off feature		062-511900
For 5" (127 mm) backset without kick-off feature		062-511901
For 5" (127 mm) backset with kick-off feature (S700 Pushbutton in knob)		062-511902
* Also compatible with 760, 770 and 790 cylinder locks		
Mortise Stabilizer Bracket for Hollow Metal Doors		
Mortise 1 1/4" (31mm)		50567701045
Mortise 1" (25mm)		505677101045
Weather Protection Cover for lock		032-510573

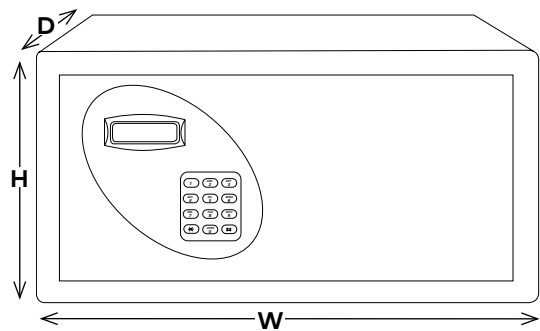
Complementary Products

Marina Bay Sands Hotel, Singapore



Electronic In-room Safe

Ordering



Safe with Oval Keypad

Standard Model (Example)

2

1

Model

0

Box Size

-

D

Locking Options

-

I

Box Color

I

Keypad Color

-

R

Handing

64

Build the model number with the desired options

2

1

Model

Box Size

-

Locking Options

-

Box Color

Keypad Color

-

Handing

64


Model	Box Size (HxWxD)	Locking Option	Box Color	Keypad Color	Handing	
21 dormakaba Electronic In-Room Safe	0 9" X 17" X 14" (229 X 432 X 330mm)	D Oval Keypad, Code Only DK Oval Keypad, Code Only, Key Override	I Ivory B Black	I Ivory B Black	R Right Handed L Left Handed	64
	2 21 ¾" X 15" X 17" (553 X 381 X 4mm)					
	3 16 ½" X 13 ¾" X 6 ½" (337 X 311 X 324mm) (Wall Safe)					
	4 8" X 19 ½" X 15 ½" (203 X 495 X 394mm) (17" Laptop Safe)					
	7* 5 ¾" X 20" X 14" (140 X 508 X 356mm) (Drawer Safe MKO Required) * Available in "DK" locking option only					

Electronic In-room Safe

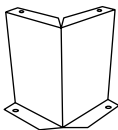
Components

In-room Safe Accessories

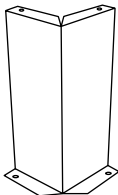
Item	Description	Part #
Electronic Control Unit (ECU)	One included FREE with order of 100 safes or more	063-512434



9" Pedestal	Height: 9" (229mm) Weight: 3 lbs. (1 kg)	Ivory: 050-512432 Black: 050-512432-BLK
-------------	--	--



13.5" Pedestal	Height: 13½" (343mm) Weight: 3.5 lbs. (1.5 kg)	Ivory: 050-512433 Black: 050-512433-BLK White: 050-512433-WHT
----------------	--	---



Keycards & Printing

dormakaba and Custom Keycards

dormakaba offers a full range of generic and custom keycards, as well as fobs and wristbands, to support every property need in granting access to guests and staff.

These supplies are available from our online store, www.dormakalodgingstore.com.



Keycard Specifications

Features

- Manufactured under stringent ISO guidelines

Options

- dormakaba branded keycard design
- Chain Logo keycards
- Custom keycard design

Certifications and Approvals

- ABA (American Bankers Association)

Technology

- Magstripe
- Smart
- RFID

Compatibility*

dormakaba keycards are compatible with the following electronic hotel lock systems:

- Ilco
- Saflok
- Sargent System 45
- Tesa / Onity
- Timelox
- Vingcard

Card Dimensions

- Finished card size: 2 1/8" x 3 3/8" (54 mm x 86 mm)
- Finished card thickness: .030" (0.76 mm)

*If your lock system is not listed, please contact our customer service department for compatibility information. Samples are available upon request for testing. Not available for RFID

Major Chain Logo Card

Available for immediate shipping

Please call 1-800-999-6213 / +1 514 340 9025 or visit www.dormakalodgingstore.com for online purchasing



Custom Keycard Design

We will develop a custom look for your establishment.

See examples:









Custom Printed Keycards

An excellent way to promote special events, restaurants, sports facilities and other hotel services or to set your establishment apart from others, custom printed keycards can be an important part of your business strategy. dormakaba offers complete design and printing services for your custom keycard needs.

dormakaba Design Keycards

Ordering

Description	Part #
Magstripe Front Hotel Scene Designs Back No pictogram, Blank	LOC-F1050-BLAN
 <div data-bbox="643 558 708 583">Front</div> <div data-bbox="740 590 797 613">Back</div>	
RFID	
Description	Part #
Mini Mifare - Guest keycard No audit trail Front dormakaba logo Back Pictogram	10950
 <div data-bbox="643 961 708 987">Front</div> <div data-bbox="740 993 797 1016">Back</div>	
1K Mifare - Staff keycard Audit trail Front dormakaba logo Back Pictogram	10990
 <div data-bbox="643 1192 708 1218">Front</div> <div data-bbox="740 1224 797 1247">Back</div>	
4K Mifare - Staff keycard Audit trail Front dormakaba logo Back Pictogram	10910
 <div data-bbox="643 1432 708 1457">Front</div> <div data-bbox="740 1463 797 1486">Back</div>	
1K Mifare - FOB Audit trail	RED: 10620-1-RD BLUE: 10620-1-BL YELLOW: 10620-1-YL BLACK: 10620-1-BK GREY: 10620-1-GY GREEN: 10620-1-GN
	
1K Mifare - Wristband Audit trail	RED: 10630-1-RD BLUE: 10630-1-BL YELLOW: 10630-1-YL BLACK: 10630-1-BK GREEN: 10630-1-GN
	

Additional keycard and wristband options available. Call customer support for pricing and availability.

Legacy Products



Legacy Complementary Products

dormakaba offers complete access control solutions for hotels of all sizes. Our turnkey solutions range from the conveniently portable FDU (Front Desk Unit) to the highly intuitive PC-based ATLAS system both of which support our wide range of hotel locks, exit device operators and remote access controllers.

Guest Room Locks

**Confidant
RFID**



Sleek, minimalist, ultra-modern RFID lock that easily replaces existing mechanical or electronic door locks

Q90



A two piece modular RFID lock working with ILCO access control systems

790



Contactless RFID lock enhances staff monitoring, guest convenience & operational efficiency

770



Elegant Design & Enhanced Security. Engineered for reliability & designed for style.

**Generation
E-760**



Robust, Reliable & Simple to use. Ideal for use with a stand-alone FDU system.

**Solitaire
710-II**



Sleek & Scalable for big and small hotels.

Access Management Systems

ATLAS



Intuitive PC based system offers great reporting features and can be easily integrated with third party hotel systems such as PMS and POS.

Front Desk Unit



Standalone portable battery powered system. Easy to use and to interface with PMS and POS.

Perimeter Access Controls

Exit Device Operators



On the same centralized access management system, Exit device operators allow access control of remote doors while keeping the style of your property uniform

Remote Access Controllers



Remote access controllers allow access control of remote amenities through magnet locks, electrical locking devices, elevator control, parking gate control or other devices

Complementary Products

Reference Table

Ilco Locks and Access Control Systems

NOTE: Audit Lock / RAC to verify firmware and PCB versions		 ATLAS	 FDU G4	 FDU G3	 FDC
	Confidant RFID	●* ATLAS V. 2.0 & Higher Add encoder, programming cable	● Minimum FDU Firmware V.1.28	Upgrade to FDU G4 or ATLAS	Upgrade to FDU G4 or ATLAS
	Q90	●* ATLAS V. 2.0 & Higher Add encoder, programming cable	● Minimum FDU Firmware V.1.28	Upgrade to FDU G4 or ATLAS	Upgrade to FDU G4 or ATLAS
	790/790 Exit	●* ATLAS V. 2.0 & Higher Add encoder, programming cable	● Minimum FDU Firmware V.1.28	Upgrade to FDU G4 or ATLAS	Upgrade to FDU G4 or ATLAS
	770/750	●	●	●	Upgrade to FDU G4 or ATLAS
	Generation E-760/730	● Minimum lock Firmware V.1.35 Must be lock PCB LCB9	●	●	Upgrade to FDU G4 or ATLAS
	Solitaire 710-II/720-II	● Minimum lock firmware v.1.25 Locks with PCB8:	●	●	● 720-II upgrade to FDU G4 or ATLAS
	Solitaire 710	● Minimum lock firmware v.8.25 Locks with PCB LCB6:	●	●	●
	System 700-II/720	Upgrade to 790, 770, 760, 720-II	●	●	●
	FDU G4	NA	● From G4 to G4 F to F DB9 Null Modem Item# 011-512223	● From G4 to G3 F to F DB9 Null Modem Item# 011-512223	Synchronize manually or restart
	FDU G3	NA	● From G3 to G4 F to M DB9 Straight Item# 011-507794	● From G3 to G3 F to M DB9 Straight Item# 011-507794	● From G3 to G3 F to M DB9 Straight Item# 011-507794
	FDC	NA	Synchronize manually or restart	● From FDC to G3 F to M DB9 Straight Item# 011-507794	● From FDC to FDC F to M DB9 Straight Item# 011-507794
	RAC 4 / 4XT	●	●	● Minimum FDU firmware v6.55	Upgrade to FDU G4 or ATLAS
	RAC 3.5	● Minimum RAC firmware 2.23	●	●	●
	RAC 3	Upgrade to RAC 4 or RAC 4 XT	●	●	●
	USB Printer	● Any Printer connected to workstation	● Export report to memory stick or use Ilco USB printer Item: 064-512206	Upgrade to FDU G4	Upgrade to FDU G4 or ATLAS
	Serial Printer	● Any Printer connected to workstation	● Export report to memory stick or use Ilco serial printer for FDU G4 Item: 064-512208	● Ilco Serial Printer for FDU G3 Item: 135-502153	Upgrade to FDU G4 or ATLAS
	Parallel Printer	● Any Printer connected to workstation	● Export report to memory stick or use USB printer Item: 064-512206	● Standard Parallel Printer can connect to Parallel port	Upgrade to FDU G4 or ATLAS
	PMS Interface	●	●	NA	NA
	Self-Check-in-Kiosk Interface	● Included in ATLAS Software	● ATLAS kiosk Interface (System 700 non-compatible)	● Upgrade to FDU G4 or ATLAS (System 700 non-compatible)	Upgrade to FDU G4

* ATLAS 3 full RFID version is only available with 790 v.2

Saflok System 6000™

Ordering

Lock System Kits

Standard Model (Example)						
S K 6	1	-	C A	T 7 M G	H 6	0 0 0
System	Version		Locking Device	Encoder	Handheld	Power Adapter Custom

Build the model number with the desired options						
S K 6	1	-	C A		H 6	0 0 0
System	Version		Locking Device	Encoder	Handheld	Power Adapter Custom

Style	Version	Lock	Encoder	Handheld	Power Adapter	Custom
SK6 System Kit 6000	1	CA Card locks QR Quantum RFID RT RT RFID CR Confidant RFID	MAG CARD ONLY: T7MG Type 7 Mag/SMT T7MT Type 7 Mag T7MH Type 7 Hico/Mag INSW Insertion Wide RFID ONLY: T7RG Type 7 Mag/SMT/RFID T7RF Type 7 Mag/RFID T7RH Type 7 Hico/Mag/SMT/RFID IPRF** dormakaba RFID Encoder	H6 M-Unit	0 North America 1 International*	000 Standard

* International power adapter includes global power plug kit and 110/220V compatible power supply

** Aux terminal not available with dormakaba RFID encoder. Only Network RFID encoder and Type 7 series function with Aux Terminal

System 6000 Software Packages

Part #	Description
SK61-CAINSWH60000	System 6000, Insertion Encoder
SK61-CAINSWH61000	System 6000, Insertion Encoder (International)
SK61-CAT7MTH60000	System 6000, Type 7 Encoder
SK61-CAT7MTH61000	System 6000, Type 7 Encoder (International)
SK61-CAT7MGH60000	System 6000, Type 7 Mag / Smart Card Encoder
SK61-CAT7MGH61000	System 6000, Type 7 Mag / Smart Card Encoder (International)
SK61-QRT7RGH60000	System 6000, Type 7 Mag / Smart / RFID Encoder
SK61-QRT7RGH61000	System 6000, Type 7 Mag / Smart / RFID Encoder (International)
SK61-CAT7MM-Unit0000	System 6000, Type 7 Mag / Smart / HiCo Encoder
SK61-CAT7MM-Unit1000	System 6000, Type 7 Mag / Smart / HiCo Encoder (International)
SK61-QRT7RFH60000	System 6000 Type 7 Mag / RFID Encoder
SK61-QRT7RFH61000	System 6000 Type 7 Mag / RFID Encoder (International)
SK61-QRT7RM-Unit0000	System 6000 Type 7 Mag / Smart / HiCo / RFID Encoder
SK61-QRT7RM-Unit1000	System 6000 Type 7 Mag / Smart / HiCo / RFID Encoder (International)

Saflok Messenger LENS Hub

Specifications

Standards / Protocols	2.4 GHz DSS, IEEE 802.15.4, Zigbee compliant platform, DHCP, DNS Discovery
I/O Port	1 x 10 Mbit PoE capable Ethernet
Cabling Type	Ethernet – RJ45 Cat 5 or better
RF Data Rate	3 Mbps
RF Sensitivity	Better than -97dBm
Transmit Power	10 mW for 71562 (Europe/Asia) 158 mW for 71563 (North America) 87 mW for 71564 (International)
Dimensions	6" x 3 1/2" x 1" (Wall Mount) 6" x 3 1/2" x 7/8" (Table Top)
Unit Weight	200 grams
Power Input	802.3af PoE, 2 watts
Alternate Power Input	External 5VDC 300mA (-ZBW & ZBWE models only)
Certifications	Part 15.247 Modular License – FCC ID:SAPMESSENGER2GHZ Europe and Canada CE Approval – IC: 7078A-A28780 China Radio Approval – CMIIT ID: 2009DJ0666 (71562 only)
Operating Temperature	0 to 55 degrees Celsius
Indoor Range	External 5VDC 300mA (-ZBW & ZBWE models only) 30 meters (74562)
Package Options	74782-ZAW; 74783-ZAW; 74784-ZAW J-box wall mount 74782-ZBW; 74783-ZBW; 74784-ZBW Table top 74782-ZAWE; 74783-ZAWE; 74784-ZAWE J-box wall mount (environmental) 74782-ZBWE; 74783-ZBWE; 74784-ZBWE Table top (environmental)



Wall Mount (ZAW)



Table Top (ZBW)

* Port locations shown for desktop package (ZBW)

Saflok System 6000 & Messenger LENS Components

Ordering

Computer Equipment and Messenger Equipment

Part #	Description
71940	Power Supply, Secure Shift Advanced (Requires outlet cable)
7081602-P	System 6000 Disc
DOC-CD-6000	Training CD, System 6000
CH899099	System 6000 Handheld Kit (Unit, Base Charger, Power Supply, Cable and Battery)
CH899199	System 6000 Handheld Kit International (Unit, Base, Charger, Power Supply, Cable & Battery)
011-512884	Cable, M-Unit, USB, PC Interface
126-513412	Power Supply, M-Unit, North America
126-513481-KIT	Power Supply, M-Unit, International
7081602-PLUS	System 6000 PLUS Program Disc (and on-site support)
SERVER License	MS 2008 Server License (one required per Messenger system with 1-4 stations)
7081620-MSNGR	Messenger Software (per property)
SERVERTCAL	1 required per system (1-4 stations)
7081620-MD	Multi-Database
CD6 ¹	Desktop Server (non-Messenger/IR system)
CE71331-R ¹	Server, Messenger, Rack Mount (Needed with Messenger and IR installations) No keyboard, mouse, or monitor
73763-2	Power Supply, Type 7 Encoder (Requires outlet cable)
737611	Power Outlet Cable
73270	Power Supply, Network RFID Encoder, Insertion Encoder, Messenger Hub
CE71331-TS ¹	Server, Messenger, Tower (Needed with Messenger and IR installations) Includes keyboard and mouse, but no monitor
CE74562-ZAW ²	Messenger Hub, Europe / Asia, Wall Mounted, PoE
CE74562-ZBW ²	Messenger Hub, Europe / Asia, Table Top, PoE
CE74562-ZAWE ²	Messenger Hub, Europe / Asia, Wall Mounted, PoE, Weatherized
CE74562-ZBWE ²	Messenger Hub, Europe / Asia, Table Top, PoE, Weatherized
CE74563-ZAW ²	Messenger Hub, North America, Wall Mounted, PoE
CE74563-ZBW ²	Messenger Hub, North America, Table Top, PoE
CE74563-ZAWE ²	Messenger Hub, North America, Wall Mounted, PoE, Weatherized
CE74563-ZBWE ²	Messenger Hub, North America, Table Top, PoE, Weatherized
CE74564-ZAW ²	Messenger Hub, International, Wall Mounted, PoE
CE74564-ZBW ²	Messenger Hub, International, Table Top, PoE
CE74564-ZAWE ²	Messenger Hub, International, Wall Mounted, PoE, Weatherized
CE74564-ZBWE ²	Messenger Hub, International, Table Top, PoE, Weatherized
71690	RFID Probe, M-Unit
74370	Mag Probe, M-Unit
75800	ELPS, M-Unit
A21100	Battery Backup, RFID
063-512592	RT RFID Probe, M-Unit
71982	Confidant RFID Probe, M-Unit
71790-1	SR Probe, Keyscan Reader, M-Unit
71800-1	Keyscan Reader, SR, M-Unit

¹ Servers can be sourced elsewhere, provided they meet Saflok system specifications/requirements

² All hubs in white only

PMS is included with System 6000 install

Ilco ATLAS

Ordering


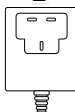
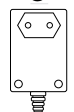
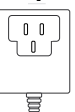


Standard Model (Example)									
ATLAS	3	E	O	M	U	1	M	1	2
Model	Software Module	Language Documents	Server Type	Type	Interface	Power Cable	PMS Interface Cables	Infrared Programming Module (IPM)	Maintenance Unit

Build the model number with the desired options									
ATLAS	3	E	O		U				
Model	Software Module	Language Documents	Server Type	Type	Interface	Power Cable	PMS Interface Cables	Infrared Programming Module (IPM)	Maintenance Unit

Model	Software Module	Language Documents	Server Type	Type	Encoder Interface	Power Cable	PMS Interface Cables	Infrared Programming Module (IPM)	Maintenance Unit
ATLAS	3 Standard	E English	O Default Media	M Motorized	U USB	1 US, Canada, Japan 120V 60Hz	M Null Modem 25 feet	1 For Generation E-760, 770 locks	2 dormakaba M-Unit N None
				C Contactless Encoder		2 Australia 240V 50Hz	S Straight Through RS-232 25 feet	2 For Solitaire 710-II locks	
				D Dual: Mag & Contactless Motorized		3 Europe 240V 50Hz	B Null Modem & Straight Through RS-232 25 feet	C For Confidant RFID locks	
				4 United Kingdom 220V 50Hz		N None	Q For Q90 locks N None		

Ilco ATLAS

Components

Item	Part#	
Encoders		
x = Encoder Power Cable (see below 1-2-3-4)		
Motorized Magstripe Encoder with USB interface, power cable and cleaning card kit	064/511149-Ux	
Motorized Magstripe and Contactless Encoder with USB interface, power cable and cleaning card kit	051-512732	
Contactless encoder for ATLAS 4.5 and lower	120-514839	
Contactless IP encoder for ATLAS 4.6 or higher	064-51822	
Encoder Power Cable		
1-USA, Canada and Japan 120V 60Hz		Included with encoder 262-505718 262-505413 505476
2-Australia 240V 50Hz		
3-Europe 240V 50Hz		
4-United Kingdom 220V 50Hz		
		
		
		
Encoder Cleaning Cards		
Motorized Encoder Cleaning Cards (Pack of 50)	065-511159-C	
PMS Interface Cables		
Null Modem Flip Cable, DB9 female - DB9 female – 25 feet		011-507943-25
RS-232 "Straight Through" Serial Cable, DB9 male - DB9 female – 25 feet		011-507942-25
dormakaba Maintenance Unit (M-Unit)*		
Without programming cables		MUnit-21-111
With 760 and 770 programming cables		MUnit-21-112
With 710-II programming cables		MUnit-21-114
With 790 programming cables		MUnit-21-115
With Confidant programming cables		
* All M-Units include USB cable and power adaptor		
** To order the international power adaptor, change "1" to "2" like: MUnit-21-110 to MUnit-21-120		
M-Unit Programming Cables		
M-Unit to 790 Series or 79E		063-512592
M-Unit to E-760 770, 730 and 750		063-512081
M-Unit to 710-II Lock Series or 720-II		063-507454
M-Unit to Confidant RFID		P71982
M-Unit to Q90		064-514731
ATLAS Training and Installation		
ATLAS Training program		ATLAS-TRAINING
ATLAS Installation		ATLAS-INSTALL
- Including travel time to and from site		
RFID / ATLAS Backup Keycard Kit		
Includes: 200 keycards, 100 keycard holders, instructions, 2 group lock out keycards, all in a plastic storage box		BK-7911-E-790

Ilco ATLAS

Property Management System Interface (PMS)

Property Management Systems compatible with ATLAS:

PMS Company	Software
Agilysys	LMS
Amadeus Hospitality Solutions	Amadeous PMS
	Amadeous FrontRES
Anand Systems	ASI Front Desk
Brilliant Hotelsoftware	Brilliant PM PRO
Choice Hotel International	Profit Manager / Advantage
First Resort Software	First Resort
Five Star Hotel Systems	Five Star
Galaxy Hotel Systems	Galaxy
	Lightspeed
Hilton	OnQ5
ICSS	Atrium
InnQuest	RoomMaster
IQWare	IQWare PMS
	Desig / Grand Vision
Marriott	Fosse or Opera
Micros / HIS	HSI Jaguar PMS
	Fidelio
	Opera
	Opera Xpress
Mingus Software	Hotello
Mirage Hotel System	Mirage
MSI	MSI PM
	WinPM
Northwind	Maestro
Radiant Systems	Aloha Hotel Manager
Ramesys Hospitality	ImagInn / Qinn
Redsky	Entirety
REMco Software	Niteclerk
Resort Data Processing	RDP
ResortSuite	ResortSuite
RSI	Roomkey
SoftBrands	HIS Epitome
	Aremis
	Encore Systems / Medallion
	Lodgistix
	LanMark
	Sulcus
	PORTfolio
Springer Miller Systems	SMS HOST
TCS Systems	Guest Tracker
TimeShareWare	TimeShareWare

Note: dormakaba offers the possibility to interface with PMS software vendors through web services or serial connectivity. This list is not exhaustive as PMS integrations are continuous.

Ilco FDU



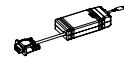


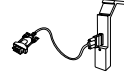


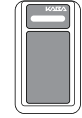
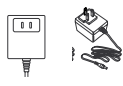
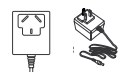
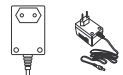
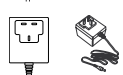




Ordering

Standard Model								
<div>FDU4</div> <div>Model</div>	-	<div>L</div> <div>Coercivity</div>	<div>A</div> <div>Encoding Tracks</div>	<div>2</div> <div>Version</div>	-	<div>E</div> <div>Documentation</div>	<div>2</div> <div>Cables</div>	<div>1</div> <div>Power Supply</div>
Build the model number with the desired options								
<div>FDU4</div> <div>Model</div>	-	<div></div> <div>Coercivity</div>	<div></div> <div>Encoding Tracks</div>	<div></div> <div>Version</div>	-	<div>E</div> <div>Documentation</div>	<div>2</div> <div>Cables</div>	<div></div> <div>Power Supply</div>
Model	Coercivity	Encoding Tracks	Version	Documentation	Cables		Power Supply	
FDU4	<div>L</div> <div>Low-C</div> <div>H</div> <div>Hi-C</div> <div>(Available for track B Only)</div>	<div>A</div> <div>Triplewide</div> <div>Encodes across tracks 1, 2 and 3</div> <div>Low-C Only</div> <div>B</div> <div>Triple track</div> <div>Encodes on 3 distinct tracks</div> <div>(1, 2 and 3) and can use track 2 for POS.</div> <div>Low/Hi-C</div>	<div>2*</div> <div>Magstripe</div>	<div>E</div> <div>English</div>	<div>0</div> <div>None</div> <div>2</div> <div>FDU to FDU and FDU to Solitaire 710, 710-II Lock, 720-II</div> <div>3</div> <div>FDU to FDU, FDU to Solitaire 710, 710-II Lock and FDU to Exit Device 720</div> <div>4</div> <div>FDU to FDU, FDU to System 700 II Lock</div> <div>7</div> <div>FDU to FDU, FDU to System 700 II Lock, FDU to Exit Device</div> <div>8</div> <div>FDU to FDU and FDU to 760, 770 locks or Exit Devices</div> <div>9</div> <div>FDU to FDU and FDU to 790 and 79E Locks Contactless Encoder Included</div> <div>C</div> <div>FDU to FDU and FDU to Confidant RFID Lock Contactless Encoder Included</div> <div>D</div> <div>FDU to Confidant RFID Lock Contactless Encoder Included (No FDU to FDU Cables included)</div> <div>Q</div> <div>FDU to FDU and FDU to Q90 Locks, Contactless Encoder Included</div> <div>R</div> <div>FDU to790 and 79E Locks Contactless Encoder Included (No FDU to FDU Cables included)</div> <div>S</div> <div>FDU to Q90 Locks, Contactless Encoder Included (No FDU to FDU Cables Included)</div>		<div>1</div> <div>US, Canada & Japan 120V 60Hz</div> <div>2</div> <div>Australia 240V 50Hz</div> <div>3</div> <div>Europe 240V 50Hz</div> <div>4</div> <div>United Kingdom 220V 50Hz</div>	
	<div>N</div> <div>None</div>	<div>N</div> <div>None</div>	<div>4*</div> <div>Contactless Only</div>					

* For Contactless encoder specifications, refer to the ATLAS component section.

Ilco FDU

Components

Item	Kit includes		Part#
dormakaba Serial Printer dormakaba USB Printer	Printer, Power Supply, Interface Cable and Paper (one roll)		064-512208 064-512206
Accessories	Battery Pack for FDU		132-512003
Data Transfer Cables	FDU to FDU cable FDU to FDU (or PC) cable (previous FDU Model)		011-512223 011-507794
Programming Cables	FDU to Confidant RFID (USB to audio plug)		011-514030
	FDU to Q90		064-514731
	FDU to 790 Series or 79E		063-512592
	FDU to 770 Series or 750 FDU to E-760 Series or 730		063-512081
	FDU to 710 or 710-II Lock Series or 720-II		063-507454
	FDU to Exit Device (720 Series)		502878
	FDU to System 700 II Series		502366
Contacless Encoder	Contactless encoder for FDU 2.0 and lower Contactless encoder for FDU4 VER 2.01 or Higher		120-514839 064-514822
FDU Back-Up Keycard Kit (770, 760 and 710-II locks)	Magstripe Systems Includes: 200 special keycards, 100 keycard holders, instructions, 2 group lockout keycards, all in a plastic storage box		BK-7911-E
FDU Power Supplies	For US & Canada 120V / 60Hz and Japan		126-507787
	For Australia 240V / 50Hz		126-507790
	For Europe 240V / 50Hz		126-507788
	For United Kingdom 220V / 50Hz		126-507789
FDU Power Supplies with Y-Cables	For US & Canada 120V / 60Hz		126-509735
	For Australia 240V / 50Hz		126-509722
	For Europe 240V / 50Hz		126-509723
	For United Kingdom 220V / 50Hz		126-509724

Ilco FDU

Property Management System (PMS) Interface

dormakaba supports an extensive interface library to a variety of PMS (Property Management System) software packages. Interfacing to the hotel's PMS solution will enable front desk attendants to manage their guest check-in/out through one user interface, the property management system. Guest registration information is pushed from the PMS to Atlas to support a one-step key creation process, eliminates duplicate entry into two systems and eliminates human error (room number, check-out date and time, etc.). Using the PMS interface speeds up card encoding and eliminates human error; the information needs only to be entered once.

Functions Offered:

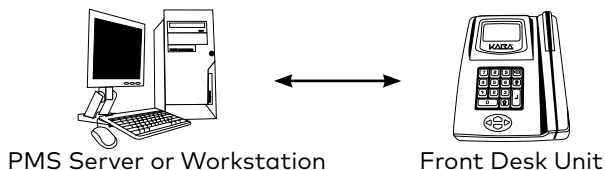
- Guest check-in function to encode new Guest keycards (room or suite).
- Additional Guest keycards function – for new or duplicate Guest keycards (room or suite).
- Guest keycard read-back function for lost and found or to verify a card

Connection Options (depending on PMS):

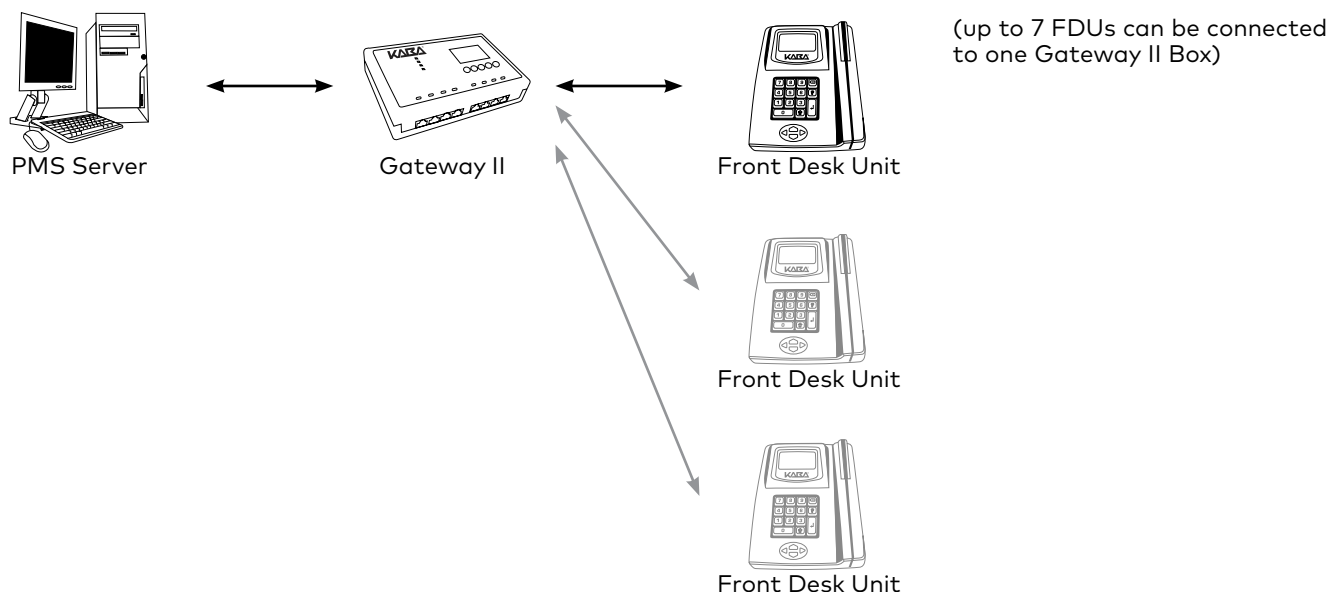
- The FDUs are connected directly to the PMS server or to the PMS Front Desk Workstations (Direct)
- The FDUs are connected to the Gateway II which is connected to the PMS server (Gateway)

NOTE: The FDU communication protocol is RS-232. CAT 5 Lucent cables are acceptable.

Direct Interface Configuration



Gateway II Interface Configuration



Ilco FDU

Property Management System (PMS) Interface

PMS Company	Software	Configuration
Agilysys	LMS	Gateway2 for any number of FDUs
Amadeus Hospitality Solutions	Amadeus PMS Amadeus FrontRES	Direct - one FDU Direct - one FDU
ArcRes	Innkeeper/Capa	Gateway2 for any number of FDUs
Atrio	Atrio	Direct - one FDU / Gateway2 - two or more FDUs
Brilliant Hotelsoftware	Brilliant PM PRO	Direct - FDUs to Front desk PC
Cenium Hospitality ERP	Cenium	Direct - FDUs to Front desk PC
Choice Hotel International	Profit Manager Advantage	Direct - one FDU / Gateway2 - two or more FDUs Direct - one FDU / Gateway2 - two or more FDUs
Computel	Inn-Control	
First Resort Software	First Resort	Direct - one FDU / Gateway2 - two or more FDUs
Five Star Hotel Systems	Five Star	Direct - FDU to Front desk PC
Galaxy Hotel Systems	Galaxy Lightspeed	Gateway2 for any number of FDUs Gateway2 for any number of FDUs
Hilton	OnQ5	Direct - FDUs to Front desk PC
ICSS	Atrium	Direct - one FDU
Infor	CSS - Integrity GEAC IAD Infiniti	Direct - FDUs to Front desk PC Direct - FDUs to Front desk PC Direct - FDUs to Front desk PC Direct - FDUs to Front desk PC
InnQuest	RoomMaster	Direct - one FDU / Gateway2 - two or more FDUs
Innsoft	Check-Inn	Direct - FDUs to Front Desk PC
IQWare	IQWare PMS Desig / Grand Vision	Direct - one FDU / Gateway2 - two or more FDUs Direct - one FDU / Gateway2 - two or more FDUs
ITESSO	IDPMS (Hotel Concepts)	Direct - one FDU / Gateway2 - two or more FDUs
Marriott	Fosse	Gateway2 for any number of FDUs
Micros / HIS	HSI Jaguar PMS Fidelio Opera Opera Xpress	Direct - FDUs to Front desk PC Direct - Up to 2 FDUs plug into Equinox box. / Gateway2 for three or more FDUs Direct - Up to 2 FDUs plug into Equinox box. / Gateway2 for three or more FDUs Direct - Up to 2 FDUs plug into Equinox box. / Gateway 2 for 3 or more FDUs
Mingus Software	Hotello	Direct - FDUs to Front desk PC
Mirage Hotel System	Mirage	Direct - FDUs to Front desk PC
MSI	MSI PM WinPM	Direct - FDUs to Front desk PC Gateway2
Northwind	Maestro	Direct - one FDU / Gateway2 - two or more FDUs
OASIS Hospitality Software	Oasis PMS Series 5	Direct - one FDU / Gateway2 - two or more FDUs
Radiant Systems	Aloha Hotel Manager	Direct - one FDU / Gateway2 - two or more FDUs
Ramesys Hospitality	ImagInn / Qinn	Direct - one FDU / Gateway2 - two or more FDUs
Redsky	Entirety	Direct - one FDU / Gateway2 - two or more FDUs
REMco Software	Niteclerk Nitevision	Direct Direct
Resort Data Processing	RDP	Gateway2
ResortSuite	ResortSuite	Direct - one FDU / Gateway2 - two or more FDUs
SoftBrands	HIS Epitome Aremis Encore Systems / Medallion Lodgistix LanMark Sulcus PORTfolio	Gateway2 for any number of FDUs Direct / Indirect Gateway2 for any number of FDUs Gateway2 for any number of FDUs Gateway2 for any number of FDUs Gateway2 for any number of FDUs Direct - one FDU / Gateway2 - two or more FDUs
Springer Miller Systems	SMS HOST	Gateway2 for any number of FDUs
TCS Systems	Guest Tracker	Direct - one FDU Gateway2 - two or more FDUs
TimeShareWare	TimeShareWare	Direct - one FDU
Visual One	Visual One	Direct - one FDU / Gateway2 - two or more FDUs
World Web Technologies	Web Rez Pro	Direct - FDUs to Front Desk PC

The FDUs are compatible with the Control "Lodging link" solution. Call dormakaba Lodging Systems for more information. If the PMS vendor, software or version does not appear in the above list, please call dormakaba's Montreal office to check for compatibility. Interfaces are continuously in development.

Ilco FDU

Property Management System (PMS) Interface

Property Management System Interface

063-507878	PMS Direct Interface - Installation over the phone
------------	--

Property Management System Interface Accessories

011-507942-25	Straight serial cable, DB9 male - DB9 female 25 feet
011-507942-50	Straight serial cable, DB9 male - DB9 female 50 feet
011-507942-100	Straight serial cable, DB9 male - DB9 female 100 feet
011-507942-200	Straight serial cable, DB9 male - DB9 female 200 feet
011-507942-400	Straight serial cable, DB9 male - DB9 female 400 feet
011-507943-25	Null Modem cable, DB9 female - DB9 female 25 feet
011-511384-04	Crossover Cable DB9 male to RJ45 male
005-507944	DB9 Male to DB25 Female, straight adapter
005-511718	PC Adapter Module DB9 male to RJ45 Female
005-511716	PC Adapter Module RJ45 Female to RJ45 Female

Type 7 Encoder

Type 7 RFID Encoder

- Contactless RFID encoder that supports Mifare Classic (4 byte NUID) Mifare Plus and Mifare Ultralight C credentials
- Encodes a variety of RFID credentials, such as keycards, fobs, wristbands, etc.
- Used in conjunction with Saflok RFID locks



Type 7 RFID Encoder

Encoder Credentials (Type 7 RFID)	Magstripe			SMART/Memory			MIFARE/RFID		
	3000E Low Coercivity	6000E Medium Coercivity	27500E (up to 40000E) High Coercivity	2KB	8KB	64KB	Mini	1KB	4KB
Magstripe encoder	•	•							
Magstripe/Smart card encoder	•	•		•	•	•			
HiCo magstripe/Smart card encoder			•	•	•	•			
Magstripe/RFID encoder	•	•					•	•	•
Magstripe/Smart card/RFID encoder	•	•		•	•	•	•	•	•
HiCo magstripe/Smart card/RFID encoder			•	•	•	•	•	•	•

RFID Credential Options

- Mifare Mini: A cost-effective solution for guest keys. Available with generic printing, hotel chain logos, or custom printing
- Mifare Classic 1K: Ideal for staff use. Available as a fob (for extended-stay guests or staff) or wristbands (for resorts and waterparks)
- Mifare Classic 4K: Ideal for lock interrogation
- Mifare Plus 2K: Ideal for staff use. Available as a fob (for extended-stay guest or staff) or wristbands (for resorts)
- Mifare Plus 4K: Ideal for lock interrogation
- Mifare Ultralight C: Ideal for guest use

Ordering

Type 7 RFID Encoder	
CEP4110	Encoder Station, Type 7 (Mag / RFID)
CEP4120	Encoder Station, Type 7 (Mag / Smart / RFID)
CEP4130	Encoder Station, Type 7 (Mag / Smart / HiCo / RFID)
Type 7 Encoder	
CE4010	Encoder Station, Type 7 (Mag)
CE4020	Encoder Station, Type 7 (Mag / Smart)
CE4030	Encoder Station, Type 7 (Mag / Smart / HiCo)

Legacy Electronic Door Locks

Yotel, New York



Lock Finishes

		Plated Finishes		
Finish Name		Satin Chrome	Satin Brass	Ultra Satin Chrome
Finish Code		626	606	U26 (790 lock) 827 (760 and 770 locks)
Applications	Indoor Regular hotel application	Yes	Yes	Yes
	Outdoor Any lock installed outdoors requires a gasket	Yes	Yes	Yes
	Oceanfront Any exterior location within 3 miles (5km) from ocean and/or high humidity/pollution area	No	No	Yes
Availability	Confidant RFID/ Q90 / E-760 / 730 / 770 / 750 / 790 / 79E	Standard	Standard	Confidant RFID 790/79E
	Solitaire 710-II	Standard	Standard	n/a
	Solitaire 720-II EDO	Standard	Standard	n/a
Lock Components	Front Lock Housing	626	606	U26
	Medaillion (where applicable)	446	706	n/a
	Outside Lever	626	906	828
	Inside Trim, Lever, Turn Knob	626	606	626
	Mortise Faceplate	630	906	630
	Strike Kit (Standard Strikes)	630	606	630

Notes: For custom finishes call dormakaba in Montreal for precise leadtime (use 14 weeks for quotation) and pricing.
n/a: Not available

Plated Finish

All plated locks have a standard outside housing and no gasket. Any lock, which will be installed in an outdoor application, requires a gasket set that must be purchased separately. It will be installed on site.

Ultra Plated Finish

All ultra plated 790/79E locks have a plated brass cover protecting the outside housing for extra durability including outside gasket, which come standard for outdoor severe applications.

Cleaning your Electronic Lock

As a dormakaba customer, we recommend that you regularly maintain your electronic lock finish. To remove salt and pollutants, we strongly recommend only using a water-damp rag rather than any harsh or caustic chemicals. You should also use any wax-based products for extra protection (such as LPS3® Heavy-Duty Rust Inhibitor – a transparent waxy film, or Turtle Wax®). Please refer to the Maintenance and Troubleshooting chapter in the dormakaba Lodging Access Control System Reference Manual for further details.

Lock Finishes

Decorative Finishes				Ultra Plated Finishes		
Oil Rubbed Bronze	Ultra Oil Rubbed Bronze	Bright Chrome	Bright Brass	Satin Nickel	Ultra Satin Chrome	Ultra Satin Brass
613*	U13	625	605	619	For: 710-II: 626	For: 710-II: 606

Yes	Yes	Yes	Yes	Yes	Yes	Yes
Yes	Yes	Yes	Yes	Yes	Yes	Yes
No	Yes	No	No	No	Yes	Yes

Custom	790/79E	Custom	Custom	Custom	790/79E	790/79E
Custom	n/a	Custom	Custom	Custom	Standard	Standard
Custom	n/a	Custom	Custom	Custom	n/a	n/a

613	U13	625	605	619	626	606
n/a	n/a	446	706	n/a	626	906
844	844	625	723	750	626	906
613	613	625	605	619	626	606
743	743	630	906	630	630	906
613	613	630	606	630	630	606

*Not available for E-760

We are also pleased to offer you a series of combination finishes (Custom orders) , which can be either split or dual:

Split Finishes - (Outside Housing/Inside Housing)

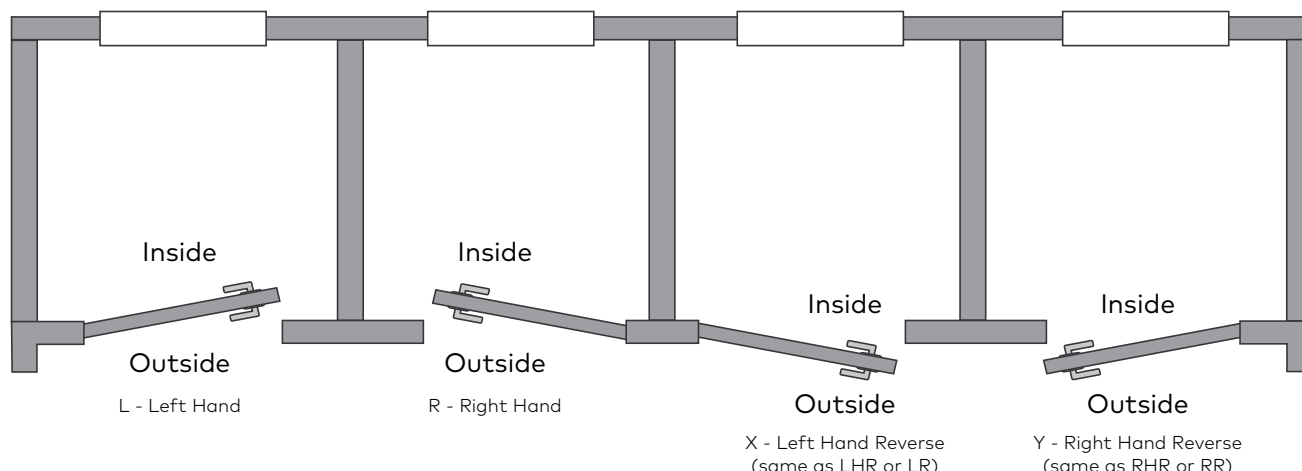
Satin Chrome/Satin Brass	100
Satin Chrome/Bright Brass.....	101
Satin Brass/Satin Chrome.....	102
Satin Brass/Bright Brass	103
Bright Brass/Satin Chrome	104
Bright Brass/Satin Brass	105
Satin Chrome/Satin Bronze	106
Satin Chrome/Oil Rubbed Bronze.....	107
Oil Rubbed Bronze/Satin brass.....	108
Bright Chrome/Bright Brass	109
Bright Chrome/Satin Chrome	110
Bright Brass/Bright Chrome	111

Dual Finishes - (Lock Body/Lever, Medallion and Thumbturn Knob)

Satin Chrome/Satin Brass.....	200
Satin Chrome/Bright Brass.....	201
Satin Brass/Satin Chrome.....	202
Satin Brass/Bright Brass	203
Bright Brass/Satin Chrome	204
Bright Brass/Satin Brass	205
Satin Chrome/Satin Bronze	206
Satin Chrome/Oil Rubbed Bronze.....	207
Bright Chrome/Bright Brass	209
Bright Chrome/Satin Chrome	210

Door Handing

All locks require specification of door handing. To determine the hand, face the door from the outside and select the corresponding diagram below.



Lock Functions

Hotel Lock

These locks remain permanently in locked mode, and for higher security a 1" deadbolt comes standard. This is suitable for applications where the person in the locked area needs added protection, such as a hotel room or private office. ANSI equivalent functions: Hotel Guest Lock (F15).

Office Lock

These locks can operate in locked mode or passage mode. The mode can be changed manually using the thumbturn. They are suitable for doors such as offices where security is required whenever the occupant is away, along with the option of passage mode when the occupant is present.

ANSI equivalent functions:

Entry Lock (F04), Front Door Lock (F08), Apartment Corridor Door Lock (F10), Room Door Lock (F21).

Storeroom Lock

These locks remain permanently in locked mode and lock each time the door is closed. There is no deadbolt. They are suitable for storage area doors or utility closets where constant security is required. Exiting from inside the room (Egress) is possible by turning the handle. ANSI equivalent functions: Storeroom or Closet (F07).

Exit Device Operator

These locks operate with an exit device to permit controlled access from the outside. The lock mode (passage or locked) can be changed manually (swipe or insert card). ANSI equivalent functions: Holdback Door (F06).

Remote Access and Controller

A card reader and a controller are used for controlling access in elevators, garages or main doors. The controller interfaces with an elevator controller, gate controller, electro-magnetic lock, electric strike, exit button or panic bar. The controller mode (passage or locked) can be changed manually (swipe or insert card).

Dummy Trim

The Dummy Trim lock is for an aesthetic use only. The lock has no mechanical or electronic components. This lock is usually used on a double door entrance where the second door is bolted down.

Shabbat Lock

These locks are similar to the hotel lock with the exception that on the Shabbat, a different key for each room can be given to the guest so the access to the room is done totally in a mechanical way. There is no lever or mechanical override switch used in this lock.

Auto Deadbolt Option

The deadbolt is automatically projected every time the door is closed. Guest privacy is activated with the thumbturn knob.

Lock Installation

Installation Type

Installation Types	Axapta / QMS Part Number	No Frame No prepping required on existing frame	Wood Frame Prepping required on existing wood frame	Metal Frame Prepping required on existing HOLLOW metal frame	Metal Frame [Grout] Prepping required on existing FILLED metal frame
Factory Prep.* No work required to prep or adjust door prep	INST-FP	-NF	-WF	-MF	-MG
Wood Door; Retrofit (Mortise) * Door prep required but mortise pocket exists already	INST-WR	-NF	-WF	-MF	-MG
Wood Door; Blank or Retrofit (Cylindrical)* Full door prep required	INST-WB	-NF	-WF	-MF	-MG
Metal Door; Retrofit (Mortise) * Door prep required but mortise pocket exists already	INST-MR	-NF	-WF	-MF	-MG
Metal Door; Blank or Retrofit (Cylindrical)* Full door prep required	INST-MB	-NF	-WF	-MF	-MG

Examples of INST-FP-NF

Door company used our templates to prep doors and frames - our installer will only install and program our locks. Contractor will purchase our installation jigs and ensure all doors are prepped according to template.

Examples of INST-FP-MF

Door company prepped the doors according to our templates, left hollow metal frame unprepped.

Examples of INST-WR-NF

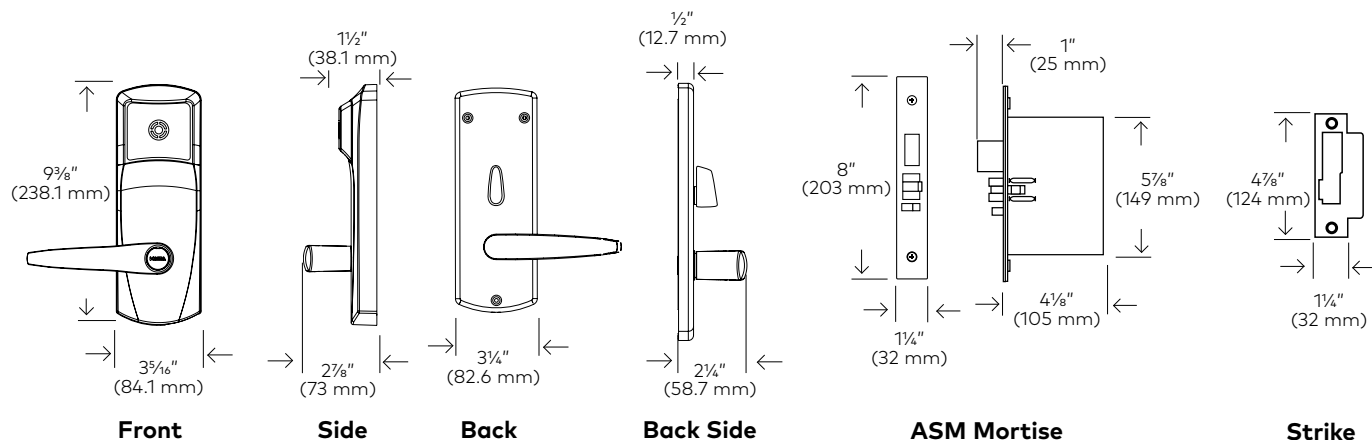
Client has existing dormakaba, Onity or Saflok mortise lock.

Examples of INST-MB-MG

Client had new blank Metal door, or existing cylindrical locks, with work required to adjust grout filled metal frame.

Ilco 790 RFID

ANSI Mortise Lock Case 1-1/4" Mortise - Ordering



Standard Model (Example)

7	9	0	1	0	1	1	K	R	3	0	-	6	2	6
Model			Locking Device		Application		Lever Type	Override	Handing	Version	Bluetooth	Finish		

Build the model number with the desired options

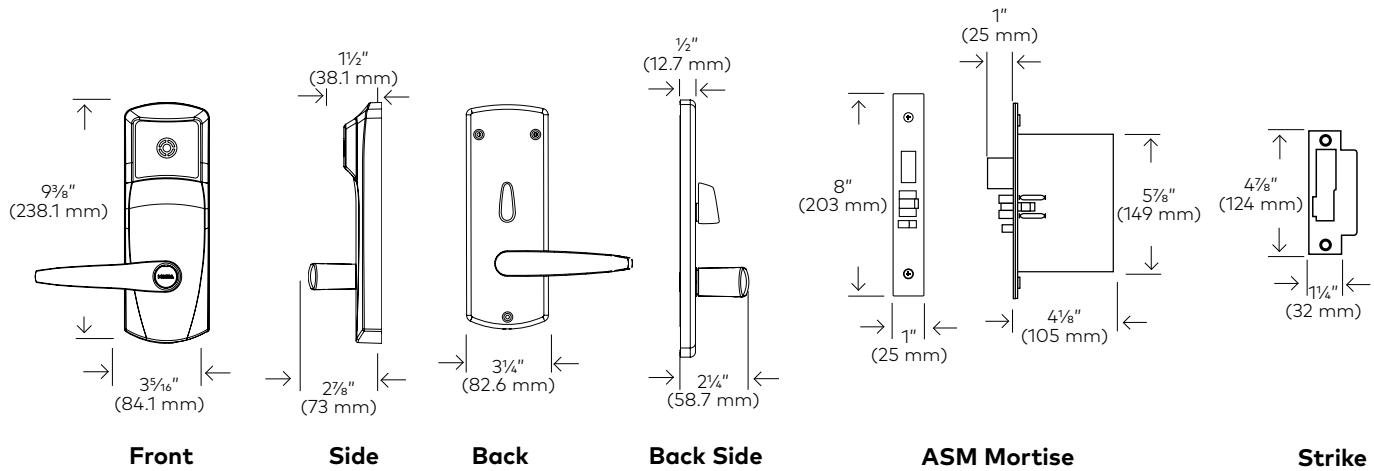
7	9								3	0	-			
Model			Locking Device		Application		Lever Type	Override	Handing	Version	Bluetooth	Finish		

Model	Locking Device	Application	Lever Type	Override	Handing	Version	Bluetooth	Finishes	
790 Hotel Lock Deadbolt operated by the thumbturn. Recommended for guestroom.	2 3/4" (70 mm) Backset	1 Interior 2 Exterior (includes gasket)	1 Long/Long Front Back	E Electronic	L Left or Right reverse (Y) R Right or Left reverse (X) F* Dual Handed (L & R), Left Hand Reverse, Right Hand Reverse (X & Y)	3 Contactless Reader	0 No BLE 1 BLE Ready H Hilton BLE (Only for Hilton properties)	626 Satin Chrome 606 Satin Brass U26 Ultra Satin Chrome	
795 ** Shabbat Lock Deadbolt operated by thumbturn, no privacy. Recommended for guestroom. Shabbat compliant lock.	10 ASM, with 1 1/4" (32 mm) face plate, field reversible handing 16 Auto Deadbolt ASM with 1 1/4" (32 mm) face plate, field reversible handing		2 Short/Short*** Front Back	K Mechanical key cylindrical Lori universal (1539) key-in-knob OR Mechanical recodable key cylinder Must specify on lock order which type of key cylinder is required					
791 Storeroom Lock No deadbolt, inactive thumbturn, no privacy. Recommended for closets or common areas. Or Office Lock No deadbolt. Privacy activated with thumbturn. Recommended for offices.	12 ASM, with 1 1/4" (32 mm) face plate, field reversible handing		8 Long/Long Inside at 45° Front Back	B Best cylinder adaptor (not concealed)					
			H Short/Short*** Inside at 45° Front Back	G Gala Lever (only with electronic override)					
793 Dummy Lock For aesthetic use only.	00 No locking mechanism				N N/A				

Note: * Locks are assembled "Right-Hand" and may be field reversed for Left-Hand doors. Not available for Elevon lever
 ** Shabbat lock version available only with Lori cylinder, not recodable core.
 *** Use short levers when molding are within 4 1/2" (11cm) and 8" (20.32cm) from the edge of the door

Ilco 790 RFID

ANSI Mortise Lock Case 1" Mortise - Ordering



Standard Model (Example)

7	9	0	1	1	1	1	K	L	3	0	-	6	2	6
Model			Locking Device			RFID	Lever Type	Override	Handing	Version	Bluetooth		Finish	

Build the model number with the desired options

7	9								3	0	-			
Model			Locking Device			RFID	Lever Type	Override	Handing	Version	Bluetooth		Finish	

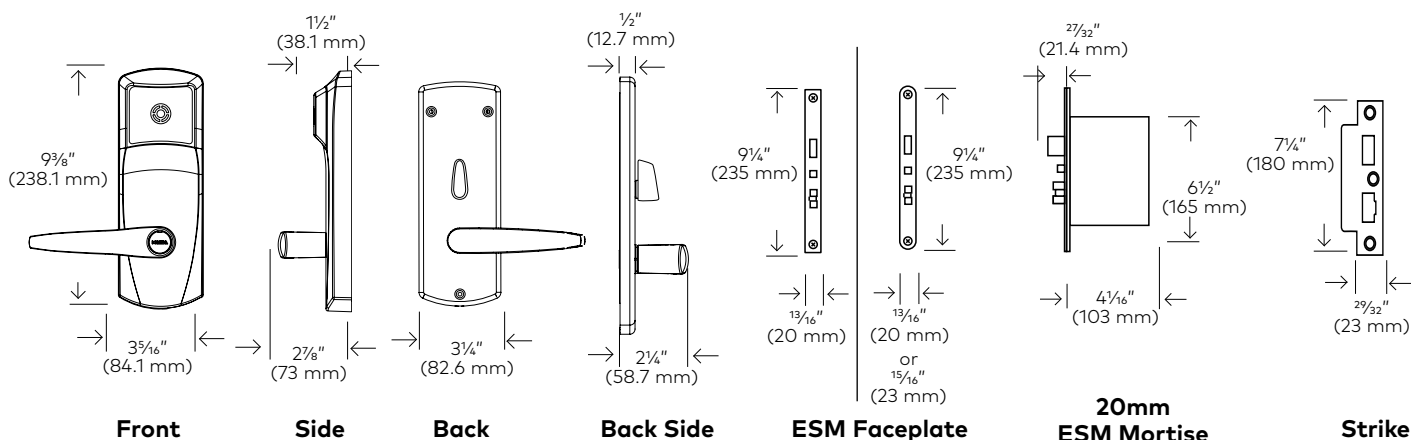
Model	Locking Device	Application	Lever Type	Override	Handing	Version	Bluetooth	Finishes
790 Hotel Lock Deadbolt operated by the thumbturn. Recommended for guestroom.	2 3/4" (70 mm) Backset 11 ASM, with 1" (25 mm) face plate, no field reversible handing 17 Auto Deadbolt ASM with 1" (25.4 mm) face plate, no field reversible handing	1 Interior 2 Exterior (includes gasket)	1 Long/Long Front Back 2 Short/Short** Front Back 8 Long/Long Inside at 45° Front Back H Short/Short*** Inside at 45° Front Back E Elecon Lever (only with electronic override) G Gala Lever (only with electronic override)	E Electronic K Mechanical key cylindrical Lori universal (1539) key-in-knob OR Mechanical recodable key cylinder Must specify on lock order which type of key cylinder is required B Best cylinder adaptor (not concealed)	L Left or Right Hand Reverse (Y) R Right or Left Hand Reverse (X)	3 Contactless Reader	0 No BLE 1 BLE Ready H Hilton BLE (Only for Hilton properties)	626 Satin Chrome 606 Satin Brass U26 Ultra Satin Chrome
791 Storeroom Lock No deadbolt, inactive thumbturn, no privacy. Recommended for closets or common areas. Or Office Lock No deadbolt. Privacy activated with thumbturn. Recommended for offices.	13 ASM, with 1" (25 mm) face plate, no field reversible handing							
793 Dummy Lock For aesthetic use only.	00 No locking mechanism				N N/A			

Note: * Shabbat lock version available only with Lori cylinder, not recodable core.

** Use short levers when molding are within 4 1/2" (11cm) and 8" (20.32cm) from the edge of the door.

Ilco 790 RFID

Slim Mortise (ESM) Lock - Ordering



Standard Model (Example)

7	9	0	3	0	1	1	K	R	3	0	-	6	2	6
Model			Locking Device		RFID	Lever Type	Override	Handing	Version	Bluetooth		Finish		

Build the model number with the desired options

7	9				1				3		-			
Model			Locking Device		RFID	Lever Type	Override	Handing	Version	Bluetooth		Finish		

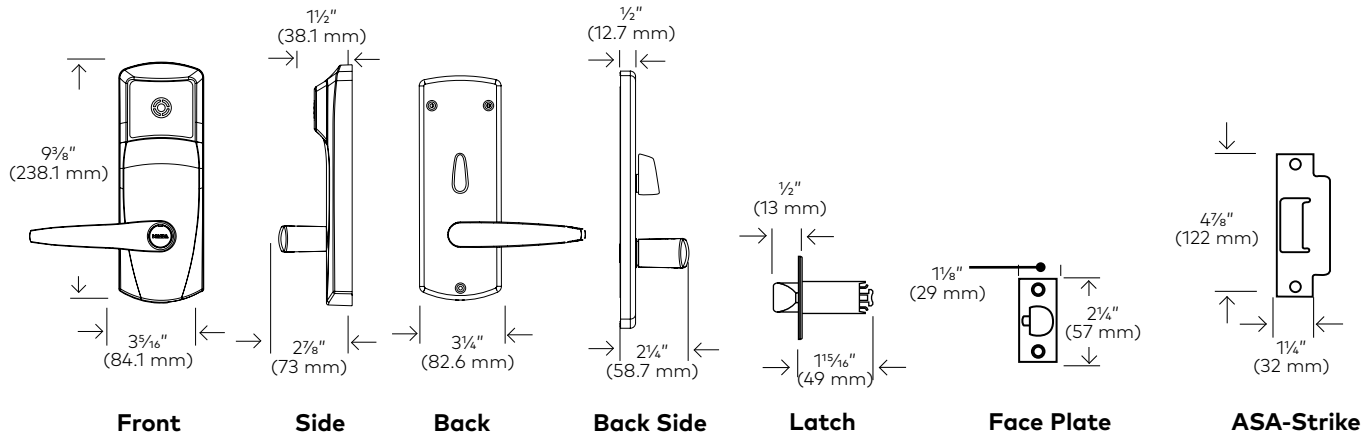
Model	Locking Device	Application	Lever Type	Override	Handing	Version	Bluetooth	Finishes
790 Hotel Lock Deadbolt operated by thumbturn. Recommended for guestroom.	2 3/4" (70 mm) Backset 00 No locking mechanism, no strike 30 ESM, with no faceplate, field reversible handing	1 Interior 2 Exterior (includes gasket)	1 Long/Long Front Back 2 Short/Short** Front Back 8 Long/Long Inside at 45° Front Back H Short/Short*** Inside at 45° Front Back E Elevon Lever (only with electronic override) G Gala Lever (only with electronic override)	E Electronic K Mechanical key cylindrical Lori universal (1539) key-in-knob OR Mechanical recodable key cylinder Must specify on lock order which type of key cylinder is required	L Left or Right Hand Reverse (Y) R Right or Left Hand Reverse (X) N No locking mechanism	3 Contactless Reader	0 No BLE 1 BLE Ready H Hilton BLE (Only for Hilton properties)	626 Satin Chrome 606 Satin Brass U26 Ultra Satin Chrome
795 * Shabbat Lock Deadbolt operated by thumbturn, no privacy. Recommended for guestroom. Shabbat compliant lock.	32 ESM, with 23mm round faceplate, field reversible handing 34 ESM, with 20mm round faceplate, field reversible handing 36 ESM, with 20mm square faceplate, field reversible handing							
791 Storeroom Lock No deadbolt, inactive thumbturn, No privacy. Recommended for closets or common areas.	31 ESM, with no faceplate, field reversible handing 33 ESM, with 23mm round faceplate, field reversible handing 35 ESM, with 20mm round faceplate, field reversible handing 37 ESM, with 20mm square faceplate, field reversible handing							
Or Office Lock No deadbolt. Privacy activated with thumbturn. Recommended for offices.								
793 Dummy Trim For aesthetic use only.	00 No locking mechanism No Mortise							

Note: * Shabbat lock version available only with Lori cylinder, not recodable core.

** Use short levers when molding are within 4 1/2" (11cm) and 8" (20.32cm) from the edge of the door.

Ilco 790 RFID

Cylindrical Lock - Ordering



Standard Model (Example)

7	9	1	5	0	1	1	K	F	3	0	-	6	2	6
Model			Locking Device		RFID	Lever Type	Override	Handing	Version	Bluetooth		Finish		

Build the model number with the desired options

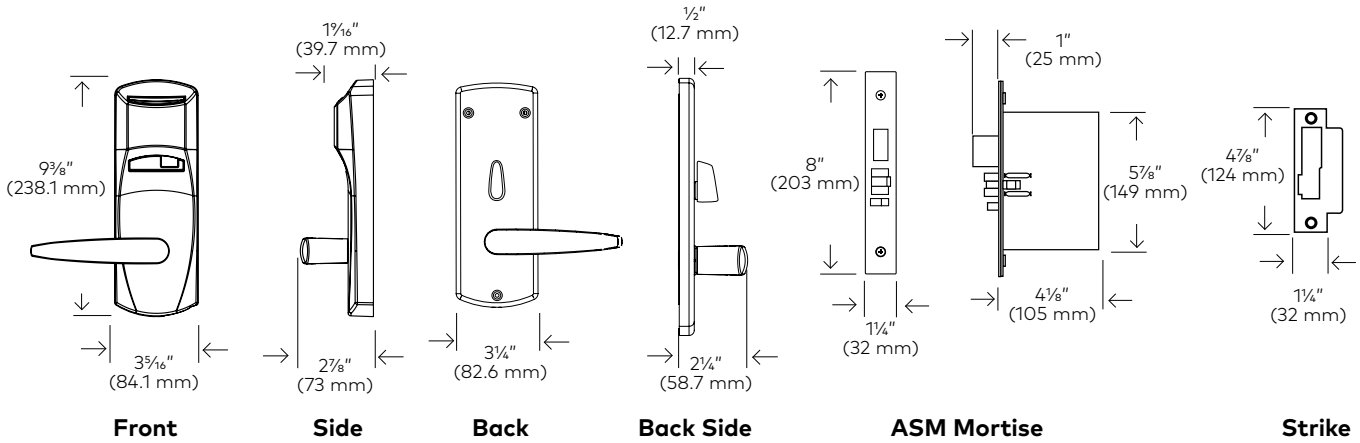
7	9				1				3		-			
Model			Locking Device		RFID	Lever Type	Override	Handing	Version	Bluetooth		Finish		

Model	Locking Device	Application	Lever Type	Override	Handing	Version	Bluetooth	Finishes
791 Storeroom Lock No deadbolt. Inactive thumbturn, no privacy. Recommended for closets or common areas. Or Office Lock No deadbolt. Privacy activated with thumbturn. Recommended for offices.	50 2 3/4" (70 mm) Backset with 1/2" (13 mm) latch 54 2 3/8" (60 mm) Backset with 1/2" (13 mm) latch	1 Interior 2 Exterior (includes gasket)	1 Long/Long Front Back 2 Short/Short Front Back E Elevon Lever (only with electronic override) G Gala Lever (only with electronic override)	E Electronic K Mechanical key cylindrical Lori universal (1539) key-in-knob OR Mechanical recodable key Must specify on lock order which type of key cylinder is required B Best cylinder adaptor (not concealed)	F* Dual Handing Left Hand, Right Hand (L & R), Left Hand Reverse, Right Hand Reverse (X & Y) (Assembled RH) Specify for Elevon lever only: L Left or Right Hand Reverse (Y) R Right or Left Hand Reverse (X)	3 Contactless Reader	0 No BLE 1 BLE Ready H Hilton BLE (Only for Hilton properties)	626 Satin Chrome 606 Satin Brass U26 Ultra Satin Chrome
793 Dummy Trim No moving parts, no electronics. For aesthetic use only.	00 No locking mechanism				N N/A			

Note: * Not available for Elevon lever

Ilco 770

American Steel Mortise (ASM) Lock 1 1/4" Mortise - Ordering



Standard Model (Example)														
7	7	0	1	0	3	1	K	R	3	0	-	6	2	6
Model			Locking Device		Track	Lever Type	Override	Handing	Version	Door Thickness		Finish		

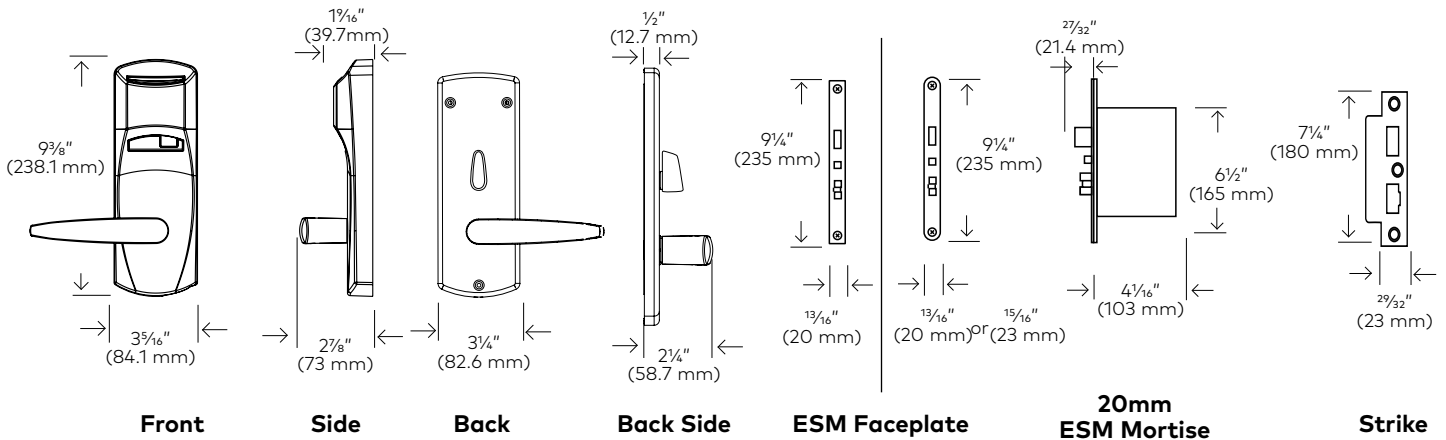
Build the model number with the desired options														
7	7								3		-			
Model			Locking Device		Track	Lever Type	Override	Handing	Version	Door Thickness		Finish		

Model	Locking Device		Lever Type	Override	Handing	Version	Door Thickness	Finishes
770 Hotel Lock Deadbolt operated by the thumbturn. Recommended for guestroom.	10 ASM, with 1¼" (32 mm) face plate, field reversible handing	Track	1 Long/Long Front Back	E Electronic	L Left or Right reverse R Right or Left reverse F* Dual Handed (L & R), Left Hand Reverse, Right Hand Reverse (X & Y)	3 Thrift & Ilco Format New Reader	0 1⅝"- 2½" (41-63 mm) For doors greater than 2½" (63 mm) order a thick door kit in Lock Accessories Miscellaneous section.	626 Satin Chrome 606 Satin Brass 827 Satin Chrome Supreme Finish
775** Shabbat Lock Deadbolt operated by thumbturn, no privacy. Recommended for guestroom. Shabbat compliant lock.	16 Auto Deadbolt ASM with 1¼" (32 mm) face plate, field reversible handing		2 Short/Short*** Front Back	K Mechanical key cylindrical Lori universal (1539) key-in-knob OR Mechanical recodable key cylinder				
771 Storeroom Lock No deadbolt, inactive thumbturn, no privacy. Recommended for closets or common areas.	12 ASM, with 1¼" (32 mm) face plate, field reversible handing		8 Long/Long Inside at 45° Front Back	Must specify on lock order which type of key cylinder is required B Best cylinder adaptor (not concealed)				
Or Office Lock No deadbolt. Privacy activated with thumbturn. Recommended for offices.			H Short/Short*** Inside at 45° Front Back					
773 Dummy Lock For aesthetic use only.	00 No locking mechanism	0	G Gala Lever (only with electronic override)		N N/A			

Note: * Locks are assembled "Right-Hand" and may be field reversed for Left-Hand doors. Not available for Elevon lever
 ** Shabbat lock version available only with Lori cylinder, not recodable core.
 *** Use short levers when molding are within 4 1/2" (11cm) and 8" (20.32cm) from the edge of the door

Ilco 770

Slim Mortise (ESM) Lock - Ordering



Standard Model (Example)

7	7	0	3	1	3	1	K	R	3	0	-	6	2	6
Model			Locking Device		Track	Lever Type	Override	Handing	Version	Door Thickness			Finish	

Build the model number with the desired options

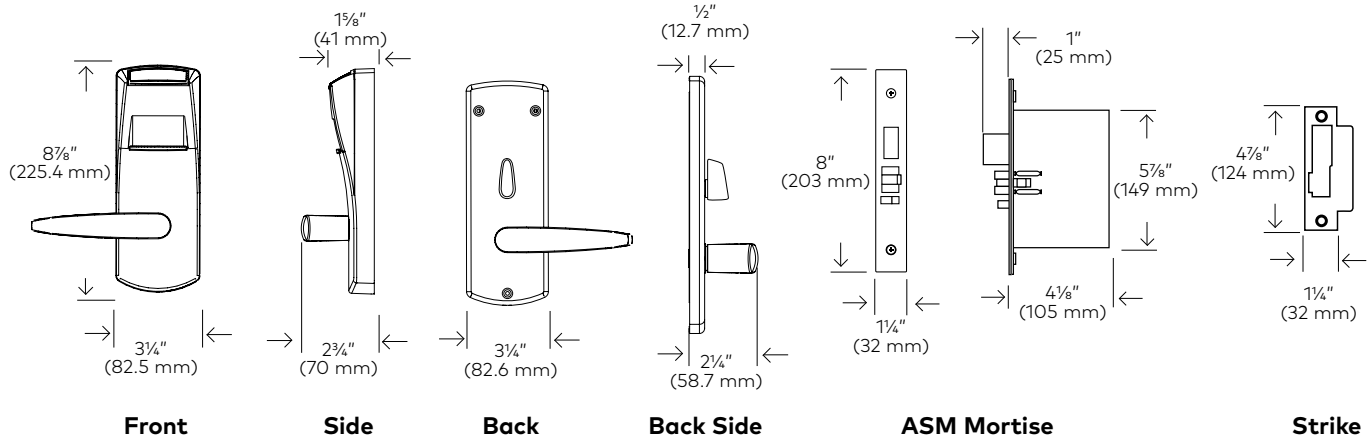
7	7								3	0	-			
Model			Locking Device		Track	Lever Type	Override	Handing	Version	Door Thickness			Finish	

Model	Locking Device	Lever Type	Override	Handing	Version	Door Thickness	Finishes
770 Hotel Lock Deadbolt operated by the thumbturn. Recommended for guestroom.	2 3/4" (70 mm) Backset 00 No locking mechanism, no strike 30 ESM, with no faceplate, field reversible handing	1 Long/Long Front Back	E Electronic K Mechanical key cylindrical Lori universal (1539) key-in-knob	L Left or Right Hand Reverse (Y) R Right or Left Hand Reverse (X) N No locking mechanism	3 Thrift & Ilco Format New Reader	0 1 1/8" - 2 1/2" (41-63 mm) For doors greater than 2 1/2" (63 mm) order a thick door kit in Lock Accessories Miscellaneous section.	626 Satin Chrome 606 Satin Brass 827 Satin Chrome Supreme Finish
775* Shabbat Lock Deadbolt operated by thumbturn, no privacy. Recommended for guestroom. Shabbat compliant lock.	32 ESM, with 23mm round faceplate, field reversible handing 34 ESM, with 20mm round faceplate, field reversible handing 36 ESM, with 20 mm square faceplate, field reversible handing	2 Short/Short** Front Back	OR Mechanical recordable key cylinder Must specify on lock order which type of key cylinder is required				
771 Storeroom Lock No deadbolt, inactive thumbturn, no privacy. Recommended for closets or common areas. Or Office Lock No deadbolt. Privacy activated with thumbturn. Recommended for offices.	31 ESM, with no faceplate, field reversible handing 33 ESM, with 23mm round faceplate, field reversible handing 35 ESM, with 20mm round faceplate, field reversible handing 37 ESM, with 20mm square faceplate, field reversible handing	3 Long/Long Inside at 45° Front Back H Short/Short*** Inside at 45° Front Back E Elevon Lever (only with electronic override) G Gala Lever (only with electronic override)					
773 Dummy Lock For aesthetic use only.	00 No locking mechanism No Mortise	0					

Note: * Shabbat lock version available only with Lori cylinder, not recordable core.
** Use short levers when molding are within 4 1/2" (11cm) and 8" (20.32cm) from the edge of the door.

Ilco Generation E-760

American Steel Mortise (ASM) Lock 1¼" Mortise - Ordering



Standard Model (Example)

7	6	0	1	0	3	1	K	R	3	0	-	6	2	6
Model	Locking Device	Track	Lever Type	Override	Handing	Version	Door Thickness	Finish						

Build the model number with the desired options

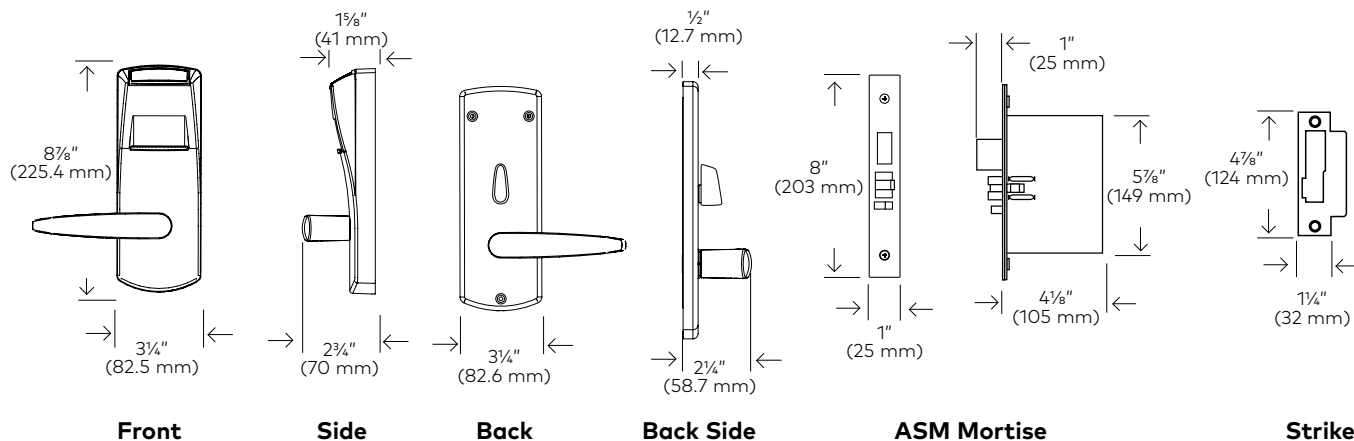
7	6						3		-					
Model	Locking Device	Track	Lever Type	Override	Handing	Version	Door Thickness	Finish						

Model	Locking Device	Track	Lever Type	Override	Handing	Version	Door Thickness	Finishes
760 Hotel Lock Deadbolt operated by the thumbturn. Recommended for guestroom.	2 3/4" (70 mm) Backset							
765** Shabbat Lock Deadbolt operated by thumbturn, no privacy. Recommended for guestroom. Shabbat compliant lock.	10 ASM, with 1 1/4" (32 mm) face plate, field reversible handing							
	16 Auto Deadbolt ASM with 1 1/4" (32 mm) face plate, field reversible handing							
761 Storeroom Lock No deadbolt, inactive thumbturn, no privacy. Recommended for closets or common areas.	12 ASM, with 1 1/4" (32 mm) face plate, field reversible handing							
Or								
Office Lock No deadbolt. Privacy activated with thumbturn. Recommended for offices.								
763 Dummy Lock For aesthetic use only.	00 No locking mechanism							

Note: * Locks are assembled "Right-Hand" and may be field reversed for Left-Hand doors. Not available for Elevon lever
 ** Shabbat lock version available only with Lori cylinder, not recodable core.
 *** Use short levers when molding are within 4 1/2" (11cm) and 8" (20.32cm) from the edge of the door

Ilco Generation E-760

American Steel Mortise (ASM) Lock 1" Mortise - Ordering



Standard Model (Example)									
7	6	0	1	1	3	1	K	L	3
Model	Locking Device		Track	Lever Type	Override	Handing	Version	Door Thickness	Finish

Build the model number with the desired options									
7	6						3	0	
Model	Locking Device		Track	Lever Type	Override	Handing	Version	Door Thickness	Finish

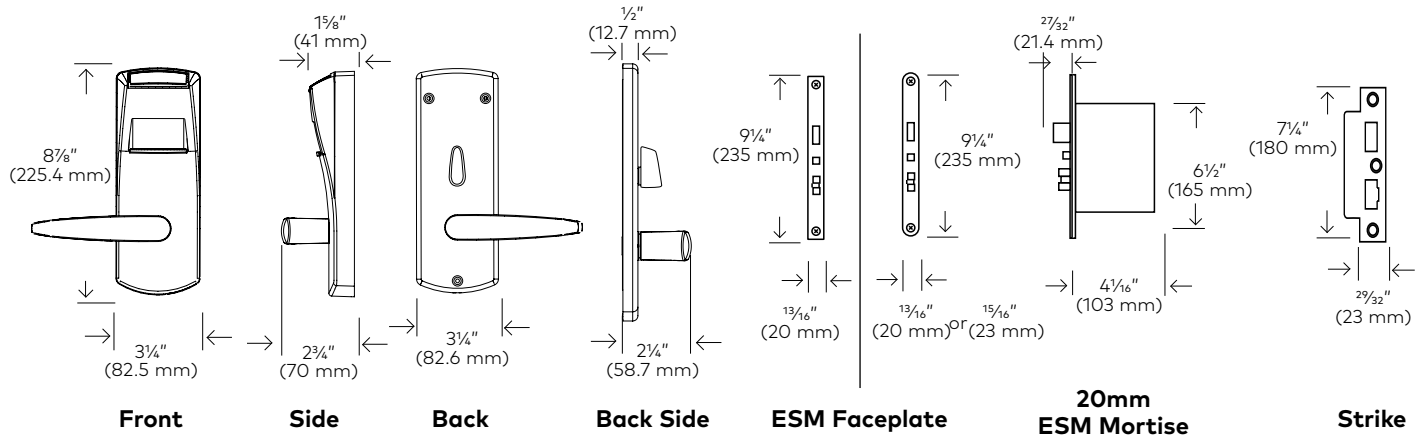
Model	Locking Device	Track	Lever Type	Override	Handing	Version	Door Thickness	Finishes
760 Hotel Lock Deadbolt operated by the thumbturn. Recommended for guestroom.	2 3/4" (70 mm) Backset	1	1 Long/Long Front Back	E Electronic K Mechanical key cylindrical Lori universal (1539) key-in-knob	L Left or Right reverse R Right or Left reverse	3 Thrift & Ilco Format New Reader	0 1 1/8" - 2 1/2" (41-63 mm) For doors greater than 2 1/2" (63 mm) order a thick door kit in Lock Accessories Miscellaneous section.	626 Satin Chrome 606 Satin Brass 827 Satin Chrome Supreme Finish
765* Shabbat Lock Deadbolt operated by thumbturn, no privacy. Recommended for guestroom. Shabbat compliant lock.	11 ASM, with 1" (25 mm) face plate, no field reversible handing 17 Auto Deadbolt ASM with 1" (25.4 mm) face plate, no field reversible handing		2 Short/Short*** Front Back	OR Mechanical recodable key cylinder				
761 Storeroom Lock No deadbolt, inactive thumbturn, no privacy. Recommended for closets or common areas.	13 ASM, with 1" (25 mm) face plate, no field reversible handing		8 Long/Long Inside at 45° Front Back	Must specify on lock order which type of key cylinder is required B Best cylinder adaptor (not concealed)				
Or Office Lock No deadbolt. Privacy activated with thumbturn. Recommended for offices.			H Short/Short*** Inside at 45° Front Back					
763 Dummy Lock For aesthetic use only.	00 No locking mechanism	0	G Gala Lever (only with electronic override)		N N/A			

Note: * Shabbat lock version available only with Lori cylinder, not recodable core.

** Use short levers when molding are within 4 1/2" (11cm) and 8" (20.32cm) from the edge of the door.

Ilco Generation E-760

Slim Mortise (ESM) Lock - Ordering



Standard Model (Example)

7 6 0	3 0	3	1	K	R	3	0 - 6 2 6
Model	Locking Device	Track	Lever Type	Override	Handing	Version	Door Thickness Finish

Build the model number with the desired options

7 6						3	0 -
Model	Locking Device	Track	Lever Type	Override	Handing	Version	Door Thickness Finish

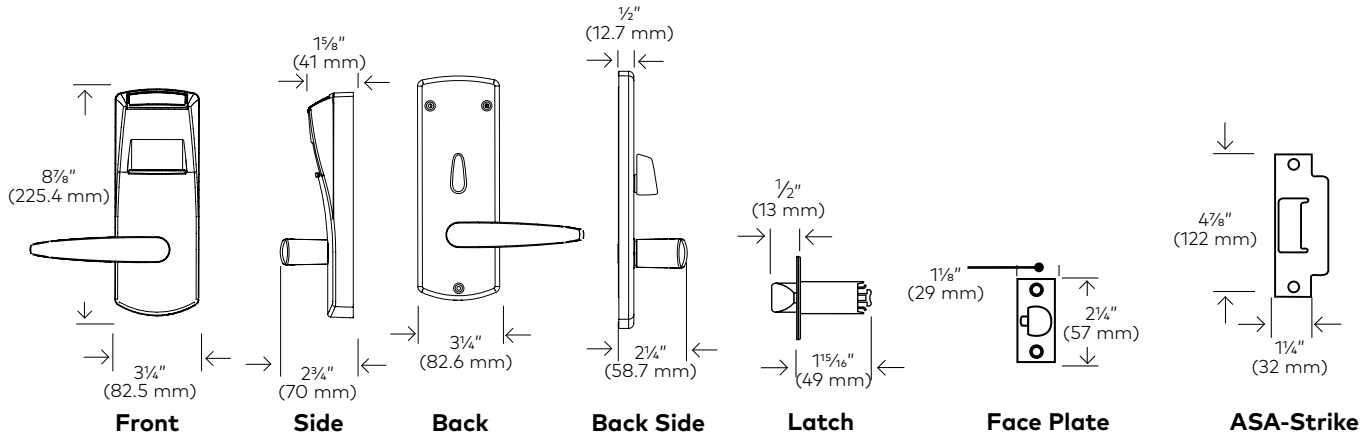
Model	Locking Device	Lever Type	Override	Handing	Version	Door Thickness	Finishes
760 Hotel Lock Deadbolt operated by the thumbturn. Recommended for guestroom.	2 3/4" (70 mm) Backset 00 No locking mechanism, no strike 30 ESM, with no faceplate, field reversible handing	1 Long/Long Front Back	E Electronic K Mechanical key cylindrical Lori universal (1539) key-in-knob	L Left or Right Hand Reverse (Y) R Right or Left Hand Reverse (X) N No locking mechanism	3 Thrift & Ilco Format New Reader	0 1 5/8" - 2 1/2" (41-63 mm) For doors greater than 2 1/2" (63 mm) order a thick door kit in Lock Accessories Miscellaneous section.	626 Satin Chrome 606 Satin Brass 827 Satin Chrome Supreme Finish
765* Shabbat Lock Deadbolt operated by thumbturn, no privacy. Recommended for guestroom. Shabbat compliant lock.	32 ESM, with 23mm round faceplate, field reversible handing 34 ESM, with 20mm round faceplate, field reversible handing 36 ESM, with 20 mm square faceplate, field reversible handing	2 Short/Short** Front Back 3 Long/Long Inside at 45° Front Back	OR Mechanical recodable key cylinder Must specify on lock order which type of key cylinder is required				
761 Storeroom Lock No deadbolt, inactive thumbturn, no privacy. Recommended for closets or common areas. Or Office Lock No deadbolt. Privacy activated with thumbturn. Recommended for offices.	31 ESM, with no faceplate, field reversible handing 33 ESM, with 23mm round faceplate, field reversible handing 35 ESM, with 20mm round faceplate, field reversible handing 37 ESM, with 20mm square faceplate, field reversible handing	H Short/Short*** Inside at 45° Front Back E Elevon Lever (only with electronic override) G Gala Lever (only with electronic override)					
763 Dummy Lock For aesthetic use only.	00 No locking mechanism No Mortise	0					

Note: * Shabbat lock version available only with Lori cylinder, not recodable core.

** Use short levers when molding are within 4 1/2" (11cm) and 8" (20.32cm) from the edge of the door.

Ilco Generation E-760

Cylindrical Lock - Ordering







Standard Model (Example)

7	6	1	5	0	3	1	K	F	3	0	-	6	2	6
Model			Locking Device		Track	Lever Type	Override	Handing	Version	Door Thickness		Finish		

Build the model number with the desired options

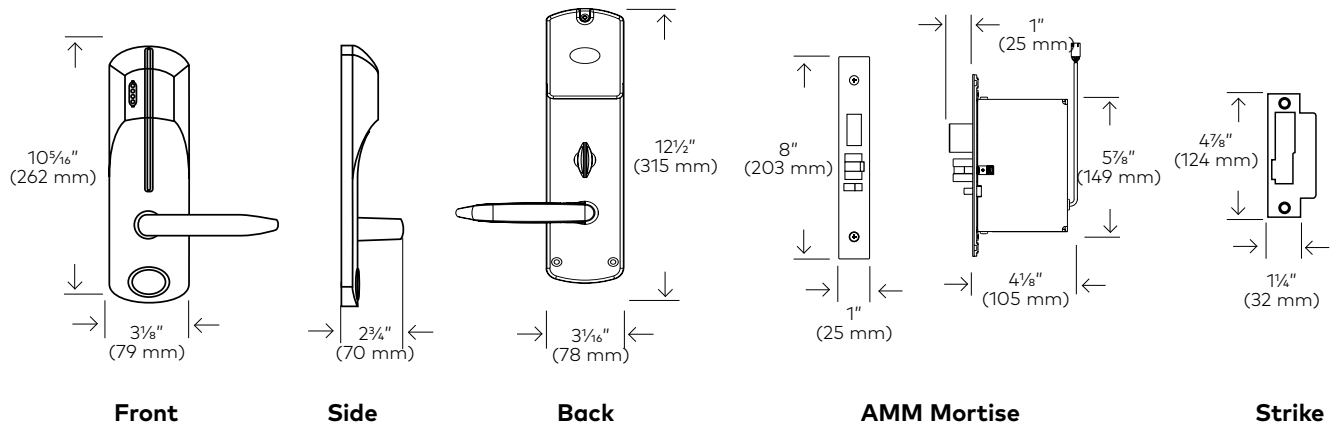
7	6								3	0	-			
Model			Locking Device		Track	Lever Type	Override	Handing	Version	Door Thickness		Finish		

Model	Locking Device	Tracks	Lever Type	Override	Handing	Version	Door Thickness	Finishes
761 Storeroom Lock No deadbolt. Inactive thumbturn, no privacy. Recommended for closets or common areas. Or Office Lock No deadbolt. Privacy activated with thumbturn. Recommended for offices.	50 2 3/4" (70 mm) Backset with 1/2" (13 mm) latch 54 2 3/8" (60 mm) Backset with 1/2" (13 mm) latch	1 Long/Long Front Back 2 Short/Short Front Back E Elecon Lever (only with electronic override) G Gala Lever (only with electronic override)	   	E Electronic K Mechanical key cylindrical Loric universal (1539) key-in-knob OR Mechanical recodable key Must specify on lock order which type of key cylinder is required B Best cylinder adaptor (not concealed)	F* Dual Handing Left Hand, Right Hand (L & R), Left Hand Reverse, Right Hand Reverse (X & Y) (Assembled RH) Specify for Elecon lever only: L Left or Right Hand Reverse (Y) R Right or Left Hand Reverse (X)	3 Thrift & Ilco Format Reader	0 1 5/8" - 2 1/2" (41-63 mm) For doors greater than 2 1/2" (63 mm) order a thick door kit in Lock Accessories Miscellaneous section.	626 Satin Chrome 606 Satin Brass 827 Satin Chrome Supreme Finish
763 Dummy Trim No moving parts, no electronics. For aesthetic use only.	00 No locking mechanism	0			N N/A			

Note: * Not available for Elecon lever

Ilco Solitaire 710-II

ANSI Mortise (AMM) Lock - Ordering



Standard Model (Example)

7	1	0	1	0	3	1	K	R	3	2	A	6	2	6
Model	Locking Device	Track	Lever Type	Override	Handing	Version	Door T.	Type Fin.	Finish					

Build the model number with the desired options

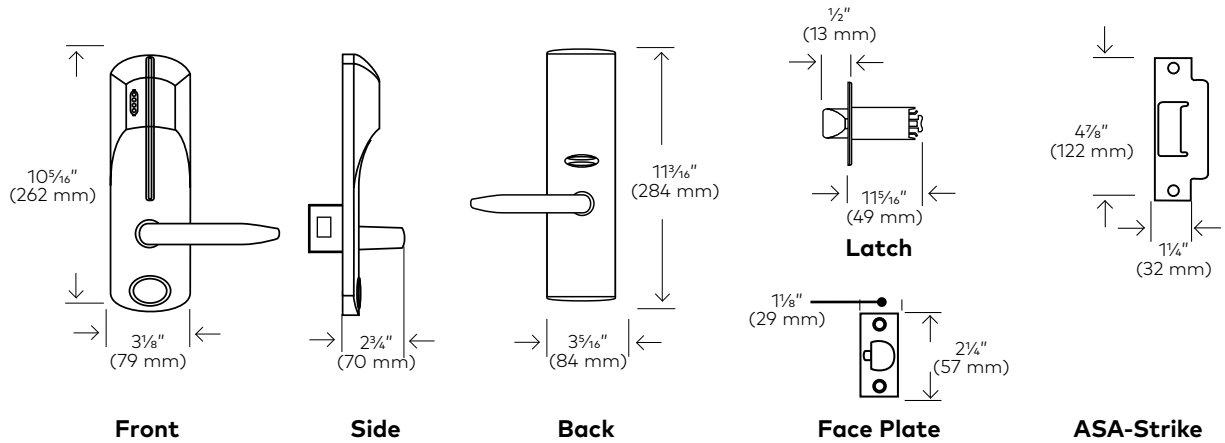
7	1						3							
Model	Locking Device	Track	Lever Type	Override	Handing	Version	Door T.	Type Fin.	Finish					

Model	Locking Device	Track	Lever Type	Override	Handing	Version	Door Thickness	Type of Finishes	Finishes
710 Hotel Lock Deadbolt operated by thumbturn. Recommended for guest rooms.	2 ³ / ₄ " (70 mm) Backset 10* AMM with 1 ¹ / ₄ " (32 mm) face plate 11* AMM with 1" (25 mm) face plate	1	Long Short Knob 45° Colonial Romance	Override E External electrical battery backup K Mechanical key core Lori Universal (1539) Key-in-Knob	L Left R Right X Left Hand Reverse Y Right Hand Reverse	3 Thrift & Ilco Format Reader	1 1 ¹ / ₈ " - 1 ¹ / ₂ " (35-40 mm) 2 1 ¹ / ₈ " - 1 ³ / ₄ " (41-46 mm) 3 1 ¹ / ₈ " - 2" (47-52 mm) 4 2 ¹ / ₈ " - 2 ¹ / ₄ " (53-58 mm) 5 2 ³ / ₈ " - 2 ¹ / ₂ " (59-65 mm)	A Standard Plated	626 Satin Chrome 606 Satin Brass
715 Shabbat Lock Deadbolt operated by thumbturn, no privacy. Recommended for guest rooms. Shabbat compliant lock.	Auto Deadbolt with 1 ¹ / ₄ " (32 mm) face plate 16* Auto Deadbolt with 1" (25 mm) face plate 17* Auto Deadbolt with 1" (25 mm) face plate	2	Front Back 1- Long Long 2- Long Short 3- Short Long 4- Short Short	Removable core U Ilco cylinder, Keyed alike B Best 6 or 7 pin cylinder adapter M Medeco 6 pin cylinder adapter					
711 Storeroom Lock No Deadbolt, no thumbturn, no privacy. Recommended for closets or common areas.	12* AMM with 1 ¹ / ₄ " (32 mm) face plate 13* AMM with 1" (25 mm) face plate	3	A- Long Knob B- Knob Knob C- Short Knob 8- Long Long H- Short Short Inside at 45° D- Colonial Colonial						
712 Office Lock No Deadbolt. Privacy activated with thumbturn. Recommended for offices.	14* AMM with 1 ¹ / ₄ " (32 mm) face plate 15* AMM with 1" (25 mm) face plate								
713 Dummy Trim No moving parts, no electronics. For aesthetic use only.	00 No locking mechanism	0	Use short lever or knob when moldings are within 4 ¹ / ₈ " (11 cm) & 8" (20 cm) from the edge of the door.	0	L Left R Right			(-) Ultra Plated	626 Satin Chrome 606 Satin Brass

Note: * Replace first "1" with "4" if strike is not required or if strike is ordered separately (Custom Strike)









Ilco Solitaire 710-II

Cylindrical Lock - Ordering



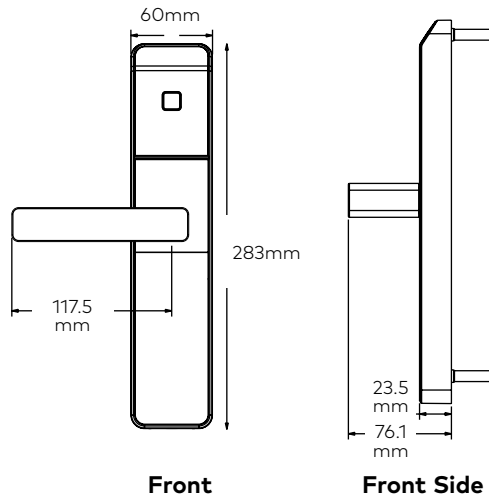
Standard Model (Example)														
7	1	1	5	0	3	1	K	R	1	2	A	6	2	6
Model			Locking Device		Track	Lever Type	Override	Handing	Version	Door T.	Type Fin.	Finish		

Build the model number with the desired options														
7	1								1					
Model			Locking Device		Track	Lever Type	Override	Handing	Version	Door T.	Type Fin.	Finish		

Model	Locking Device	Track	Lever Type	Override	Handing	Version	Door Thickness	Type of Finishes	Finishes	
711 Storeroom Lock No Deadbolt, no thumbturn, no privacy. Recom-mended for closets or common areas.	50 2¾" (70 mm) Backset with ½" (13 mm) latch	<div>1</div> <div>2</div> <div>3</div> <div>0</div>	1 Long/Long <div>Front</div> <div>Back</div> 2 Long/Short <div>Front</div> <div>Back</div> 3 Short/Long <div>Front</div> <div>Back</div> 4 Short/Short <div>Front</div> <div>Back</div> <div>Use short lever or knob when moldings are within 4½" (11 cm) & 8"(20 cm) from the edge of the door.</div>	Override E External electrical battery backup K Mechanical key core Lori Universal (1539) Key-in-Knob Removable core U Ilco cylinder, Keyed alike B Best 6 or 7 pin cylinder adapter M Medeco 6 pin cylinder adapter	L Left Hand and Left Hand Reverse (X) R Right Hand and Right Hand Reverse (Y)	1 Thrift & Ilco Format Reader	Unit shipped to fit door thickness in bold . 1 1⅜" - 1½" (35-40 mm) 2 1⅝" - 1¾" (41-46 mm) 3 1⅞" - 2" (47-52 mm) 4 2⅛" - 2¼" (53-58 mm) 5 2⅜" - 2½" (59-65 mm)	A Standard Plated	626 Satin Chrome 606 Satin Brass	
712 Office Lock No Deadbolt. Privacy activated with thumbturn. Recom-mended for offices.	54 2⅝" (60 mm) Backset with ½" (13 mm) latch									
713 Dummy Trim No moving parts, no electronics. For aesthetic use only.	00 No locking mechanism									

Confidant RFID Kit 1 (European Mortise Lock Case)

Ordering



Standard Model Number

C	N	00	0	K	S	-	7	M	C	N
Lock Model			Bluetooth	Outside housing Options				Installation Options		

Build the model number with the required options

C	N	00				-		M		
Lock Model			Bluetooth	Outside housing Options				Installation Options		

Lock Model			Bluetooth	Outside housing Options		Installation Options			
Confidant RFID (Fixed value)	System (Fixed value)	Operating System	Bluetooth	Cylinder Support	Outside Lever	Spindle Kit	Mounting Screw	Finish	Mounting Plate
C	N Ilco	00 FDU/ ATLAS	0 No BLE 1 BLE Ready 2 BLE Enabled D ¹ DEMO No BLE E ¹ DEMO BLE Enabled	K Cylinder Support E No Cylinder	S Short L Long Return N No Lever A*** DIN 2.0	7 7mm 8 8 mm 9 9 mm (for DIN)	M	C Satin Chrome Interior B Satin Brass Interior E Satin Chrome Exterior H Satin Brass Exterior U Satin Chrome Oceanfront	N No option

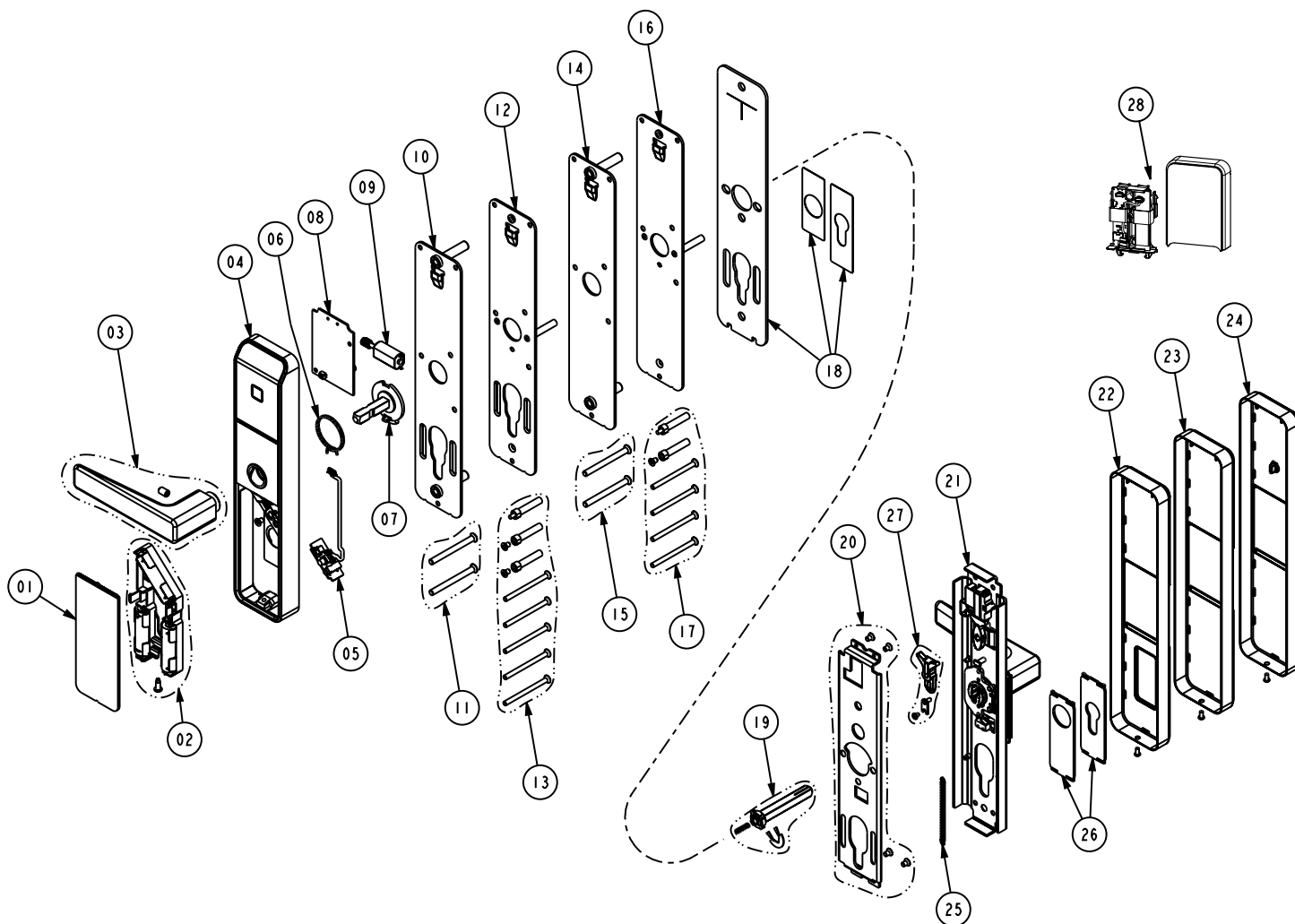
* For door thicknesses greater than 55mm, please choose appropriate screws and spindle kits from spare parts list page 41

*** DIN style lever. Confidant RFID Kit 1 is not DIN certified.

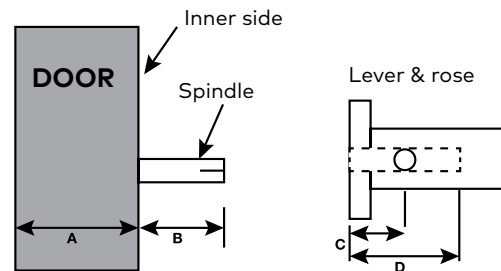
(1) Demo locks (D and E) are short lever, satin chrome only.

Confidant RFID Kit 1 (European Mortise Lock Case)

Spare Parts



*Choosing correct spindle Kit:



$B = \text{Spindle length} - A$ (door thickness)

Conditions:

$B = \text{or} > C + 5 \text{ mm}$

$B < D$

Confidant RFID Kit 1

(European Mortise Lock Case) Spare Parts

ITEM NUMBER	PART NUMBER	DESCRIPTION
1	118+513769	BATTERY DOOR ASSY CONFIDANT
2	118+513774	BATTERY HOLDER ASSY CONFIDANT
3	069+513776+1626	LEVER HANDLE 8 mm W/ SCREW
	069+513776+1906	LEVER HANDLE 8 mm W/ SCREW
4	FC10-xxxN10N-xx*	FRONT HOUSING ASSEMBLY
5	064-513764	CONFIDANT LOCK TRANSITION PCB W/ CABLE
6	012-513751	LEVER SPRING CONFIDANT
7	118-514116	OUTSIDE HUB AND SPINDLE ASSY CONFIDANT
8	064-513708-001	CONFIDANT LOCK MAIN PCB ATLAS
9	063+514042	MOTOR WORM ASSY CONFIDANT
10	118-513766-4	BACK PLATE CONFIDANT ASSY BP KEY
11	062-514605-626	Screws & Posts BP Mount key cylinder Confidant RFID - doors 35 to 55 mm
	062-514605-606	Screws and Posts BP Mount key cylinder Confidant RFID - doors 35 to 55 mm
	062-514605-2626	Screws only BP Mount key cylinder Confidant RFID - doors >55 to 75 mm
	062-514605-2606	Screws only BP Mount key cylinder Confidant RFID - doors >55 to 75 mm
	062-514605-3626	Screws only BP Mount key cylinder Confidant RFID - doors >75 to 95 mm
	062-514605-3606	Screws only BP Mount key cylinder Confidant RFID - doors >75 to 95 mm
12	118-513766-5	BACK PLATE CONFIDANT ASSY RM KEY
13	062-514606-606	Screws and Posts Rose Mount key cylinder Confidant RFID - doors 35 to 55 mm
	062-514606-605	Screws and Posts Rose Mount key cylinder Confidant RFID - doors 35 to 55 mm
	062-514606-2606	Screws only Rose Mount key cylinder Confidant RFID - doors >55 to 75 mm
	062-514606-2605	Screws only Rose Mount key cylinder Confidant RFID - doors >55 to 75 mm
	062-514606-3606	Screws only Rose Mount key cylinder Confidant RFID - doors >75 to 95 mm
	062-514606-3605	Screws only Rose Mount key cylinder Confidant RFID - doors >75 to 95 mm
14	118-513766-6	BACK PLATE CONFIDANT ASSY BP
15	062-514607-606	Screws & Posts BP Mount w/out key cylinder Confidant RFID - doors 35 to 55 mm
	062-514607-605	Screws and Posts BP Mount w/out key cylinder Confidant RFID - doors 35 to 55 mm
	062-514607-2606	Screws only BP Mount w/out key cylinder Confidant RFID - doors >55 to 75 mm
	062-514607-2605	Screws only BP Mount w/out key cylinder Confidant RFID - doors >55 to 75 mm
	062-514607-3606	Screws only BP Mount w/out key cylinder Confidant RFID - doors >75 to 95 mm
	062-514607-3605	Screws only BP Mount w/out key cylinder Confidant RFID - doors >75 to 95 mm
16	118-513766-7	BACK PLATE CONFIDANT ASSY RM
17	062-514608-626	Screws and Posts Rose w/out Mount key cylinder Confidant RFID - doors 35 to 55 mm
	062-514608-606	Screws and Posts Rose w/out Mount key cylinder Confidant RFID - doors 35 to 55 mm
	062-514608-2626	Screws only Rose Mount w/out key cylinder Confidant RFID - doors >55 to 75 mm
	062-514608-2606	Screws only Rose Mount w/out key cylinder Confidant RFID - doors >55 to 75 mm
	062-514608-3626	Screws only Rose Mount w/out key cylinder Confidant RFID - doors >75 to 95 mm
	062-514608-3606	Screws only Rose Mount w/out key cylinder Confidant RFID - doors >75 to 95 mm
18	062+514343+1	OUTDOOR KIT CONFIDANT RFID EURO PROFILE CYLINDER
	062+514343+2	OUTDOOR KIT CONFIDANT RFID SWISS PROFILE CYLINDER
	062+514343+3	OUTDOOR KIT CONFIDANT RFID NO CYLINDER
19	062+514598+1A	SPINDLE ASSY 8mm X 70mm LONG
	062+514598+1B	SPINDLE ASSY 8mm X 84mm LONG
	062+514598+1C	SPINDLE ASSY 8mm X 91mm LONG
	062+514598+1D	SPINDLE ASSY 8mm X 105mm LONG
	062+514598+1E	SPINDLE ASSY 8mm X 111mm LONG
	062+514598+1F	SPINDLE ASSY 8mm X 125mm LONG
	062+514598+1G	SPINDLE ASSY 8mm X 131mm LONG
	062+514598+2A	SPINDLE ASSY 9mm X 70mm LONG
	062+514598+2B	SPINDLE ASSY 9mm X 84mm LONG
	062+514598+2C	SPINDLE ASSY 9mm X 91mm LONG
	062+514598+2D	SPINDLE ASSY 9mm X 105mm LONG
	062+514598+2E	SPINDLE ASSY 9mm X 111mm LONG
	062+514598+2F	SPINDLE ASSY 9mm X 125mm LONG
	062+514598+2G	SPINDLE ASSY 9mm X 131mm LONG
	062+514598+3A	SPINDLE ASSY 7mm X 70mm LONG
	062+514598+3B	SPINDLE ASSY 7mm X 84mm LONG
	062+514598+3C	SPINDLE ASSY 7mm X 91mm LONG
	062+514598+3D	SPINDLE ASSY 7mm X 105mm LONG
	062+514598+3E	SPINDLE ASSY 7mm X 111mm LONG
	062+514598+3F	SPINDLE ASSY 7mm X 125mm LONG
	062+514598+3G	SPINDLE ASSY 7mm X 131mm LONG

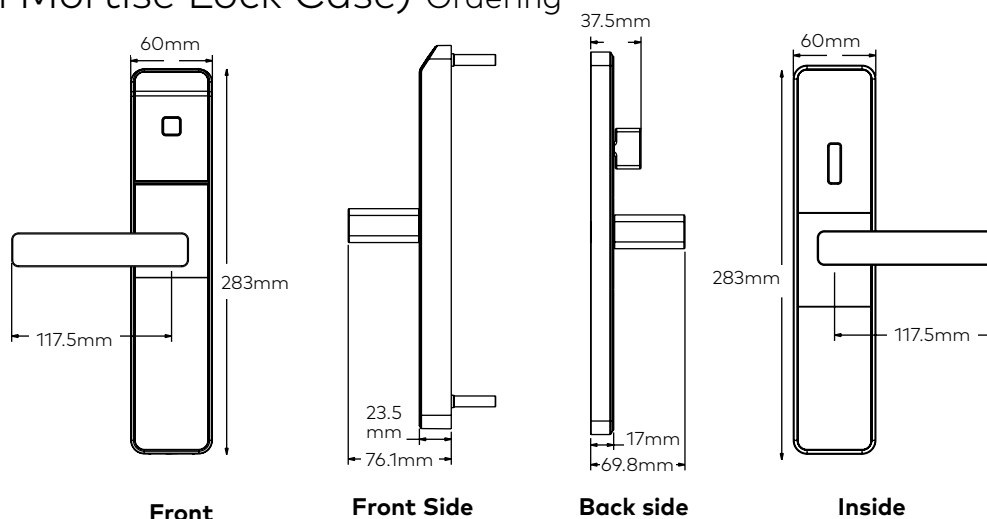
NOTE:

* To configure part, visit www.dormakabalodgingstore.com or contact customer service: 1.800.999.6213 or +1.514.340.9025 / lodging-cs@dormakaba.com

Screws provided for both rose and back plate mounting.
Mounting screw selection applies for rosette mounting.
M5 screws always provided for back plate mounting.

Confidant RFID Kit 2

(European Mortise Lock Case) Ordering



Standard Model Number

C	N	00	0	K	S	-	7	M	C	R	-	N	P	S
Lock Model	Bluetooth	Outside housing Options					Installation Options					Inside housing Options		

Build the model number with the required options

C	N	00				-		M			-			
Lock Model	Bluetooth	Outside housing Options					Installation Options					Inside housing Options		

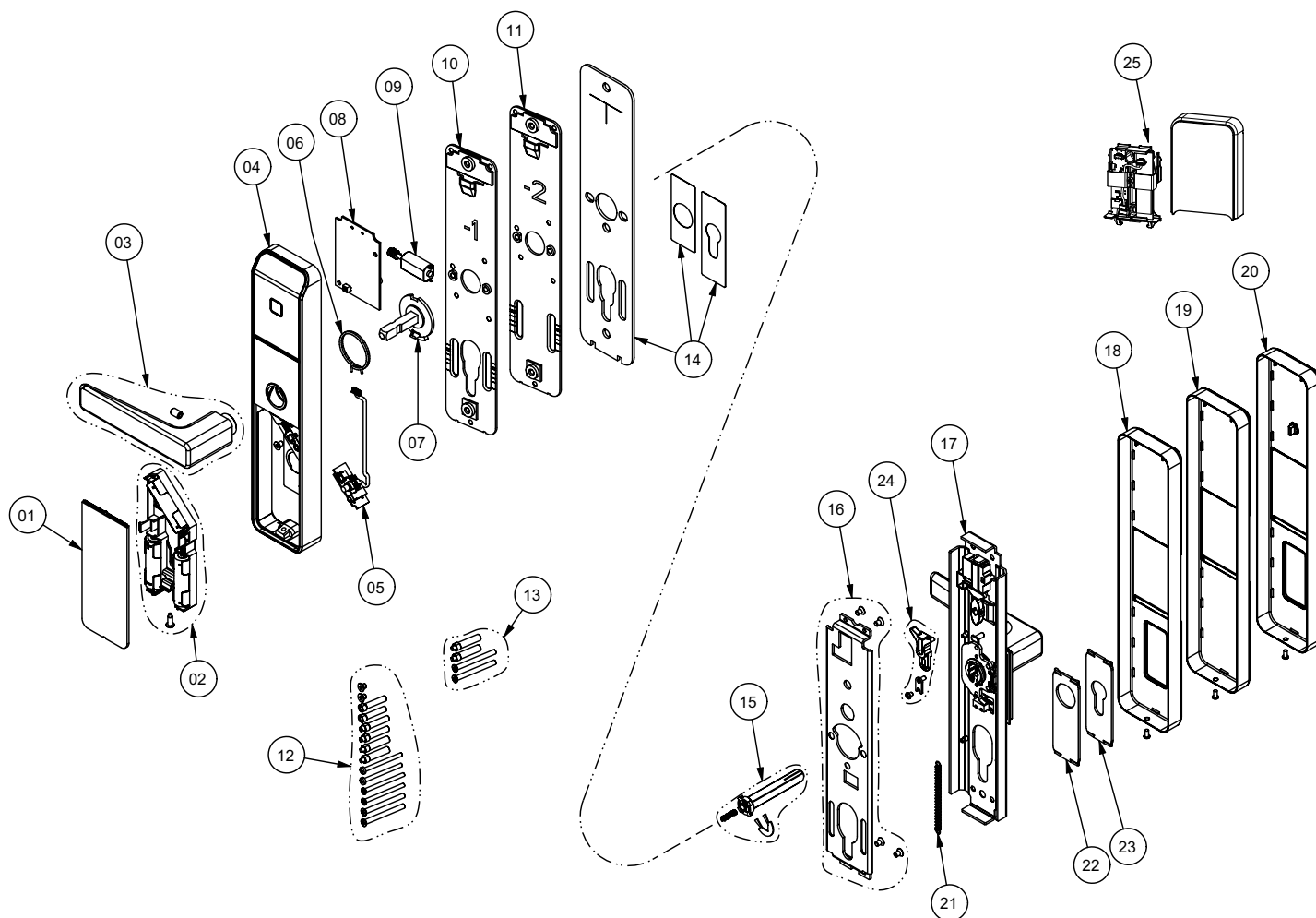
Lock Model			Bluetooth	Outside housing Options		Installation Options				Inside housing Options		
Confidant RFID (Fixed value)	System (Fixed value)	Operating System	Bluetooth	Cylinder Support	Outside Lever	Spindle Kit	Mounting Screw	Finish	Mounting Plate	Cylinder Support	Privacy	Inside Lever
C	N Ilco	00 FDU/ ATLAS	0 NO BLE 1 BLE Ready 2 BLE Enabled D DEMO No BLE E DEMO BLE Enabled H Hilton BLE (Only for Hilton properties)	K Cylinder Support E No Cylinder	S Short Return L Long Return (Approved for EN 179) N No Lever Note: All lever handles compliant with DIN 18273	7 7mm 8 8 mm 9 9 mm (Required for DIN certified locks) B Austria 8.5 mm	M	C Satin Chrome Interior B Satin Brass Interior E Satin Chrome Exterior H Satin Brass Exterior U Satin Chrome Ocean-front	R Rose Mount B Backplate mount	N No cylinder *C Euro profile or Swiss cylinder (No Privacy)	N No Thumbturn, no Privacy P Privacy Thumbturn	S Short Return L Long Return N No Lever Note: All lever handles compliant with DIN 18273

* Inside cylinder support not available with privacy thumbturn option.

(1) Demo locks (D and E) are short lever, satin chrome only.

Confidant RFID Kit 2 (European Mortise Lock Case)

Spare Parts



Confidant RFID Kit 2 (European Mortise Lock Case)

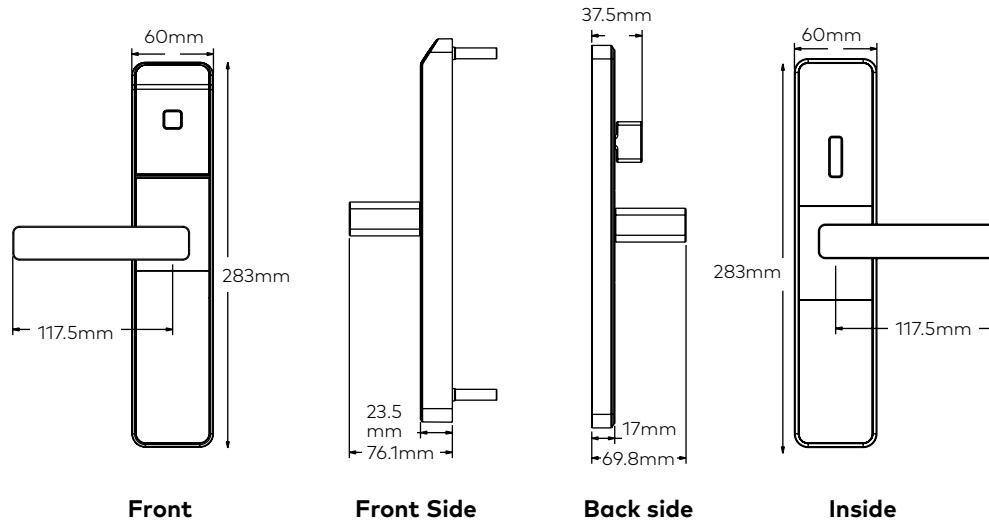
Spare Parts

ITEM NUMBER	PART NUMBER	DESCRIPTION	ITEM NUMBER	PART NUMBER	DESCRIPTION
1	118+513769	Battery door Kit Confidant RFID		062-514671-1	Spindle kit 8 mm x 90 mm - doors 35 to 65 mm
2	118+513774+3	Battery holder assy Confidant RFID		062-514671-2	Spindle kit 9 mm x 90 mm - doors 35 to 65 mm
3	069+513776+1626	Lever handle 8 mm w/screw (satin chrome)		062-514671-3	Spindle kit 7 mm x 90 mm - doors 35 to 65 mm
	069+513776+1906	Lever handle 8 mm w/screw (satin brass)		062-514671-4	Spindle kit 8 mm x 120 mm - doors >65 to 95 mm
	069+513776+1828	Lever handle 8 mm w/screw (ocean front chrome)		062+514598+4A	Spindle Kit 8.5mm Confidant Door Thk 35mm - 47mm
	069+513974+4626	Long lever handle 8 mm w/ screw (Satin Chrome)	15	062+514598+4B	Spindle Kit 8.5mm Confidant Door Thk 43mm - 55mm
	069+513974+4906	Long lever handle 8 mm w/ screw (Satin Brass)		062-514671-5	Spindle kit 9 mm x 120 mm - doors >65 to 95 mm
	069+513974+4828	Long lever handle 8 mm w/ screw (Ocean Front Chrome)		062-514671-6	Spindle kit 7 mm x 120 mm - doors >65 to 95 mm
	062+514994-2630	DIN lever handle 8 mm w/screw & bushing (Stainless steel)		062-514671-7	Spindle kit 9 mm x 95 mm - doors 35 - 55 mm (DIN locks)
4	FCN00xExNNxx10N-xx*	Front lock housing		062-514671-8	Spindle kit 9 mm x 115 mm - doors >55 - 75 mm (DIN locks)
5	064-513764-2	Confidant RFID lock transition PCB w/cable		062-514671-9	Spindle kit 9 mm x 135 mm - doors >75 - 95 mm (DIN locks)
6	012-513751	Lever spring Confidant RFID	16	062-514106	Rose mount back plate and screws
7	118-514116	Outside hub and spindle kit Confidant RFID	17	BCN00xExNxxx1N-xx*	Inside trim kit w/out privacy
8	064-513708-003	Confidant lock main PCB atlas Bluetooth compatible (also for older version E001 PCB replacements)		BCN00xExPxxx1N-xx*	Inside trim kit with privacy and kick off
	064-513708E003	Confidant lock main PCB atlas Bluetooth compatible (Ocean Front) (also for older version E001 PCB replacements)	18	062-514166-2626	Trim plate and contour w/cylinder (satin chrome)
9	063+514042	Motor worm kit Confidant RFID		062-514166-2906	Trim plate and contour w/cylinder (satin brass)
10	118-514318-1	Back plate Confidant RFID key override cylinder		062-514166-6626	Trim plate and contour w/cylinder (satin chrome, Bluetooth version)
11	118-514318-2	Back plate Confidant RFID w/ out key override cylinder		062-514166-6906	Trim plate and contour w/cylinder (satin brass, Bluetooth version)
12	062-514995-1	M4 Screws & posts Confidant RFID Rose Mount - doors 35 to 55 mm	19	062-514166-1626	Trim plate and contour (satin chrome)
	062-514995-2	M4 Screws only Confidant RFID Rose Mount - doors > 55 to 75 mm		062-514166-1906	Trim plate and contour (satin brass)
	062-514995-3	M4 Screws only Confidant RFID Rose Mount - doors >75 to 95 mm		062-514166-5626	Trim plate and contour (satin chrome, Bluetooth version)
13	062-514996-1	M5 Screws & posts Confidant RFID Backplate Mount - doors 35 to 55 mm		062-514166-5906	Trim plate and contour (satin brass, Bluetooth version)
	062-514996-2	M5 Screws only Confidant RFID Backplate Mount - doors > 55 to 75 mm	20	062-513975-1626	Trim plate and turn knob (satin chrome)
	062-514996-3	M5 Screws only Confidant RFID Backplate Mount - doors >75 to 95 mm		062-513975-1906	Trim plate and turn knob (satin brass)
14	062+514343+1	Outdoor kit Confidant RFID euro profile cylinder		062-513975-3626	Trim plate and turn knob (satin chrome, Bluetooth version)
	062+514343+2	Outdoor kit Confidant RFID swiss profile cylinder		062-513975-3906	Trim plate and turn knob (satin brass, Bluetooth version)
	062+514343+3	Outdoor kit Confidant RFID no cylinder	21	012-514105	Extension spring
			22	062-513956-1	Cylinder trim swiss profile cylinder
			23	062-513956-2	Cylinder trim euro profile cylinder
			24	062-514696	Retainer kit
			25	118-514870-P	Antenna cover ass'y Confidant
				118-514870-P-BT-2	Antenna cover ass'y with Bluetooth Confidant

* To configure part, visit www.dormakabalodgingstore.com or contact customer service: 1.800.999.6213 or +1.514.340.9025 / lodging-cs@dormakaba.com

Confidant RFID Kit 3 (European Mortise Lock Case)

Ordering



Standard Model Number

C	N	00	O	K	L	-	9	M	C	R	-	N	P	L	B	O	R
Lock Model	Bluetooth	Outside housing Options	Installation Options	Inside Housing Options	Mortise Options												

Build the model number with the required options

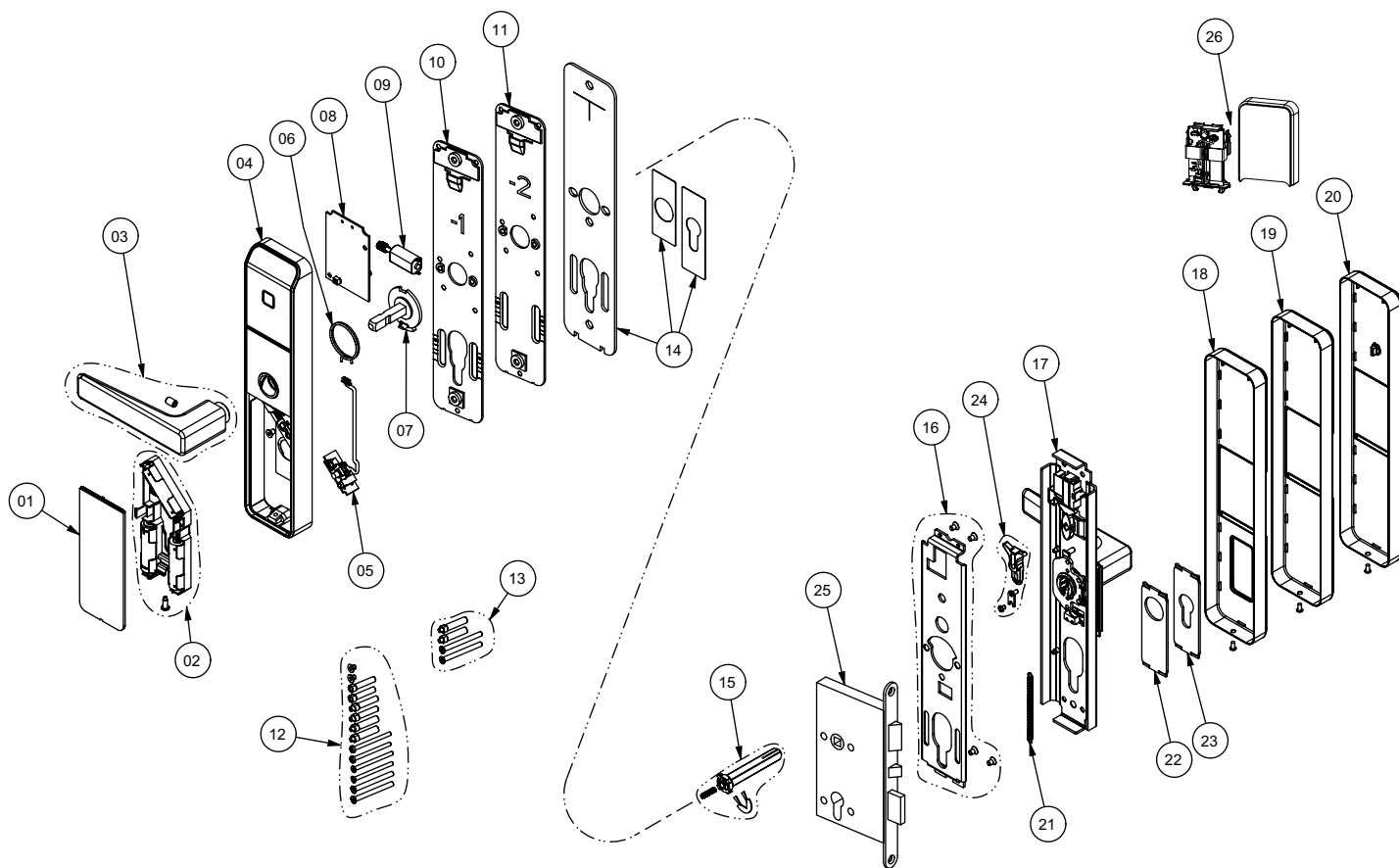
C	N	00				-		M			-					O	
Lock Model	Bluetooth	Outside housing Options	Installation Options	Inside Housing Options	Mortise Options												

Lock Model			Bluetooth	Outside housing Options		Installation Options				Inside Housing Options			Mortise Options		
Confidant RFID (Fixed value)	System (Fixed value)	Operating System	Bluetooth	Cylinder Support	Outside Lever	Spindle Kit	Mounting Screw	Finish	Mounting Plate	Cylinder Support	Privacy	Inside Lever	Model	Deadbolt Functionality	Handing
C	N Ilco	00 FDU/ ATLAS	O NO BLE 1 BLE Ready 2 BLE Enabled H Hilton BLE (Only for Hilton properties)	K Cylinder Support E No Cylinder	S Short Return (Not approved for EN 179) L Long Return (Approved for EN 179) N No Lever Note: All lever handles compliant with DIN 18273	9 9 mm (Approved for EN179)	M	C Satin Chrome Interior B Satin Brass Interior E Satin Chrome Exterior H Satin Brass Exterior U Satin Chrome Oceanfront	R Rose Mount B Backplate mount	N No cylinder *C Euro profile or Swiss cylinder (No Privacy)	N No Thumbturn, (No Privacy) P Privacy Thumbturn with kickoff	S Short Return L Long Return (Approved for EN 179) N No Lever	B BMH 801 lock case 20mm face plate (approved for EN 179) C BMH 801 lock case 24mm face plate (approved for EN 179)	O Standard Dead Bolt	R RH or LHR L LH or RHR

* Inside cylinder support not available with privacy thumbturn option.

Confidant RFID Kit 3 (European Mortise Lock Case)

Spare Parts



Confidant RFID Kit 3 (European Mortise Lock Case)

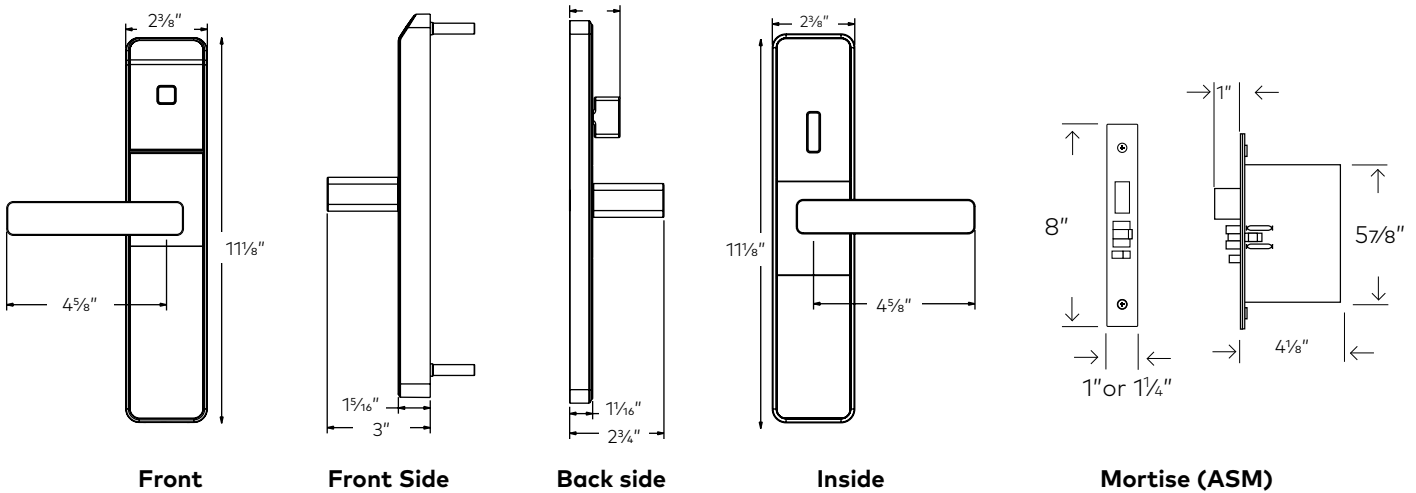
Spare Parts

ITEM NUMBER	PART NUMBER	DESCRIPTION	ITEM NUMBER	PART NUMBER	DESCRIPTION
1	118+513769	Battery door Kit Confidant RFID	15	062-514671-2	Spindle kit 9 mm x 90 mm - doors 35 to 65 mm
2	118+513774+3	Battery holder assy Confidant RFID		062-514671-5	Spindle kit 9 mm x 120 mm - doors 35 to 55 mm
3	069+513776+1626	Lever handle 8 mm w/screw (satin chrome)		062-514671-7	Spindle kit 9 mm x 95 mm - doors 35 to 55 mm
	069+513776+1906	Lever handle 8 mm w/screw (satin brass)		062-514671-8	Spindle kit 9 mm x 115 mm - doors >55 to 75 mm
	069+513776+1828	Lever handle 8 mm w/screw (ocean front chrome)		062-514671-9	Spindle kit 9 mm x 135 mm - doors >75 to 95 mm
	069+513974+4626	Long lever handle 8 mm w/screw (Satin Chrome)	16	062-514106	Rose mount back plate and screws
	069+513974+4906	Long lever handle 8 mm w/screw (Satin Brass)	17	BCN00xExNxxx1N-xx*	Inside trim kit w/out privacy
	069+513974+4828	Long lever handle 8 mm w/screw (Ocean Front Chrome)		BCN00xExPxxx1N-xx*	Inside trim kit with privacy and kick off
	062-514994-2630	DIN lever handle 8 mm w/screw & bushing (Stainless steel)	18	062-514166-2626	Trim plate and contour w/cylinder (satin chrome)
4	FCN00xExN-Nxx10N-xx*	Front lock housing		062-514166-2906	Trim plate and contour w/cylinder (satin brass)
5	064-513764-2	Confidant RFID lock transition PCB w/cable		062-514166-6626	Trim plate and contour w/cylinder (satin chrome, Bluetooth version)
6	012-513751	Lever spring Confidant RFID		062-514166-6906	Trim plate and contour w/cylinder (satin brass, Bluetooth version)
7	118-514116	Outside hub and spindle kit Confidant RFID	19	062-514166-1626	Trim plate and contour (satin chrome)
8	064-513708-003	Confidant lock main PCB atlas Bluetooth compatible (also for older version E001 PCB replacements)		062-514166-1906	Trim plate and contour (satin brass)
	064-513708E003	Confidant lock main PCB atlas Bluetooth compatible (Ocean Front) (also for older version E001 PCB replacements)		062-514166-5626	Trim plate and contour (satin chrome, Bluetooth version)
9	063+514042	Motor worm kit Confidant RFID		062-514166-5906	Trim plate and contour (satin brass, Bluetooth version)
10	118-514318-1	Back plate Confidant RFID key override cylinder	20	062-513975-1626	Trim plate and turn knob (satin chrome)
11	118-514318-2	Back plate Confidant RFID w/out key override cylinder		062-513975-1906	Trim plate and turn knob (satin brass)
12	062-514995-1	M4 Screws & posts Confidant RFID Rose Mount - doors 35 to 55 mm		062-513975-3626	Trim plate and turn knob (satin chrome, Bluetooth version)
	062-514995-2	M4 Screws only Confidant RFID Rose Mount - doors > 55 to 75 mm		062-513975-3906	Trim plate and turn knob (satin brass, Bluetooth version)
	062-514995-3	M4 Screws only Confidant RFID Rose Mount - doors >75 to 95 mm	21	012-514105	Extension spring
13	062-514996-1	M5 Screws & posts Confidant RFID Backplate Mount - doors 35 to 55 mm	22	062-513956-1	Cylinder trim swiss profile cylinder
	062-514996-2	M5 Screws only Confidant RFID Backplate Mount - doors > 55 to 75 mm	23	062-513956-2	Cylinder trim euro profile cylinder
	062-514996-3	M5 Screws only Confidant RFID Backplate Mount - doors >75 to 95 mm	24	062-514696	Retainer kit
			25	062-515016-L630	BMH 801 lock case, 65mm back-set, 20mm faceplate, LH
14	062+514343+1	Outdoor kit Confidant RFID euro profile cylinder		032-515016-R630	BMH 801 lock case, 65mm back-set, 20mm faceplate, RH
	062+514343+2	Outdoor kit Confidant RFID swiss profile cylinder		032-515071-L630	BMH 801 lock case, 65mm back-set, 24mm faceplate, LH
	062+514343+3	Outdoor kit Confidant RFID no cylinder		032-515071-R630	BMH 801 lock case, 65mm back-set, 24mm faceplate, RH
			26	118-514 870-P	Antenna cover ass'y Confidant
				118-514870-P-BT-2	Antenna cover ass'y with Bluetooth Confidant

* To configure part, visit www.dormakabalodgingstore.com or contact customer service: 1.800.999.6213 or +1.514.340.9025 / lodging-cs@dormakaba.com

Confidant RFID (ANSI Mortise Lock Case)

Ordering



Standard Model Number - ASM / ESM (Example)

C	N	00	O	E	L	-	A	M	C	B	-	N	P	C	-	1	O	R
Lock Model	Bluetooth	Outside housing Options	Installation Options	Inside Housing Options	Mortise Options													

Build the model number with the required options

C	N	00		E		-	A	M		B	-	N			-			
Lock Model	Bluetooth	Outside housing Options	Installation Options	Inside Housing Options	Mortise Options													

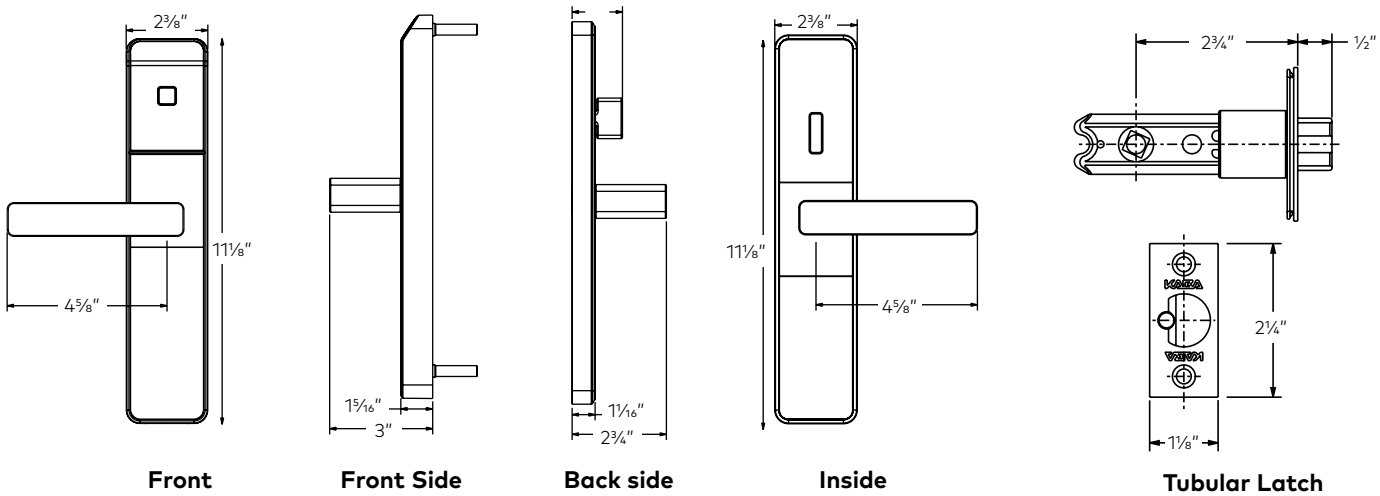
Lock Model			Bluetooth	Outside housing Options		Installation Options				Inside Housing Options			Mortise Options		
Confidant RFID (Fixed value)	System (Fixed value)	Operating System	Bluetooth	Cylinder Support	Outside Lever	Spindle Kit	Mounting Screw	Finish	Mounting Plate	Cylinder Support	Privacy	Inside lever	Model	Deadbolt Functionality	Handing
C	N Ilco	00 FDU/ ATLAS	O No BLE 1 BLE Ready 2 BLE Enabled D ¹ DEMO No BLE E ¹ DEMO BLE Enabled H Hilton BLE (Only for Hilton properties)	E No Cylinder	S Short L Long Return (California compatible)	A 7/16 mm	M	C Satin Chrome Interior B Satin Brass Interior E Satin Chrome Exterior H Satin Brass Exterior U Satin Chrome Oceanfront	B Backplate mount	N No Cylinder	N No Thumbturn P Privacy Thumbturn	C California (non reversible Not available with F Handing Mortise Option) S Short Return	1 ASM 1 1/4" 3 ASM 1"	O Std. DB (requires privacy) 1 ADB (not available with ESM) 2 No Deadbolt	L LH & RHR w/ S inside lever LH w/ California inside lever R RH & LHR w/ S inside lever RH w/ California inside lever X LHR w/ California inside lever Y RHR w/ California inside lever F Dual handed (RH mortise, 2 strikes) Reversible (not with California inside lever)

* Not available with BLE

(1) Demo locks (D and E) are short lever, satin chrome only.

Confidant RFID (Tubular Latch)

Ordering



Standard Model Number - Tubular Latch (Example)

C	N	00	O	E	S	8	M	C	B	N	P	C	6	N	L
Lock Model	Bluetooth	Outside housing Options	Installation Options	Inside Housing Options	Mortise Options										

Build the model number with the required options

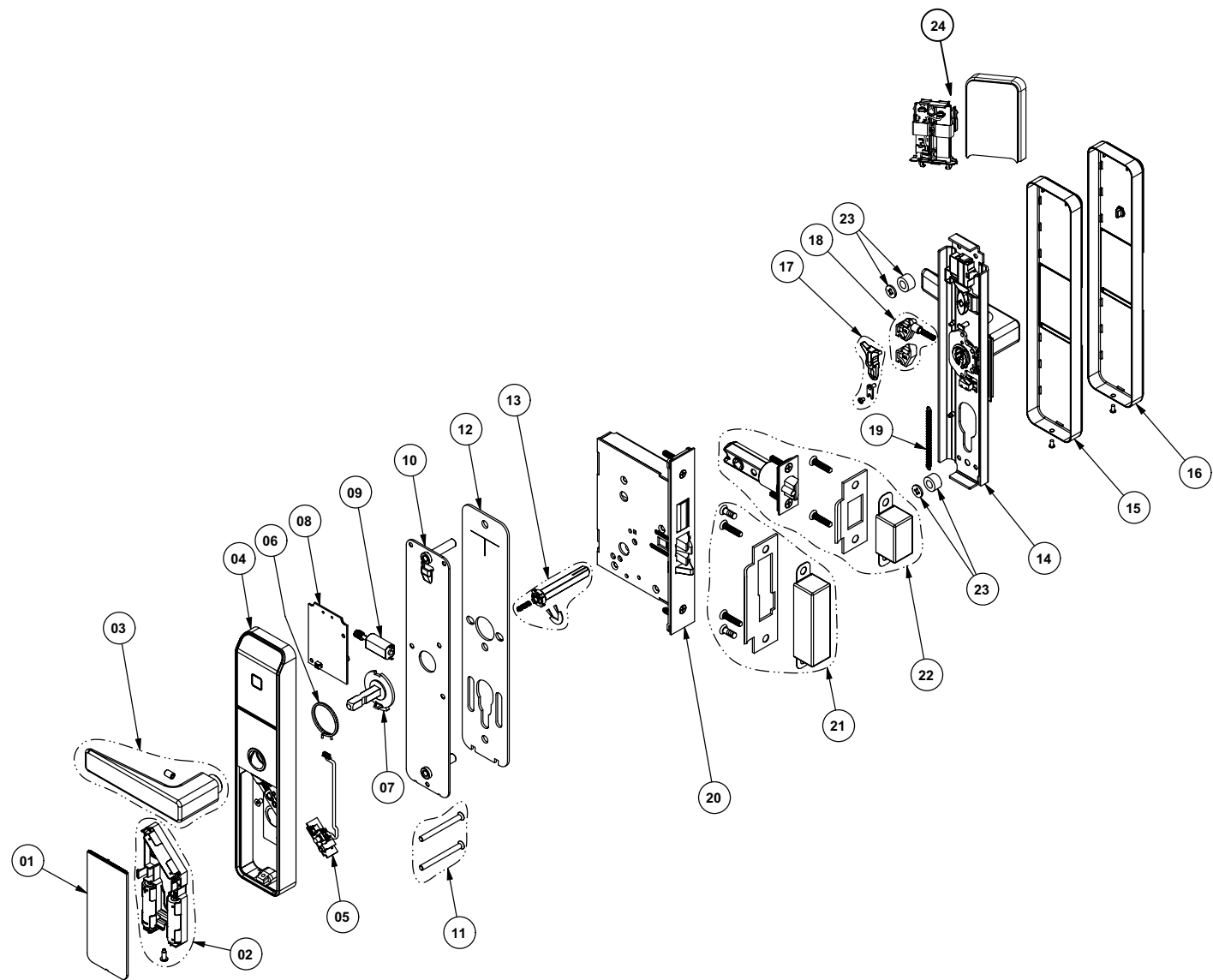
C	N	00		E		8	M		B	N				N	
Lock Model	Bluetooth	Outside housing Options	Installation Options	Inside Housing Options	Mortise Options										

Lock Model			Bluetooth	Outside housing Options		Installation Options				Inside Housing Options			Mortise Options		
Confidant RFID (Fixed value)	System (Fixed value)	Operating System	Bluetooth	Cylinder Support	Outside Lever	Spindle Kit	Mounting Screw	Finish	Mounting Plate	Cylinder Support	Privacy	Inside lever	Model	Deadbolt: Functionality	Handing
C	N Ilco	00 FDU/ ATLAS	O No BLE 1 BLE Ready 2 BLE Enabled D ¹ DEMO No BLE E ¹ DEMO BLE Enabled H Hilton BLE (Only for Hilton properties)	E No Cylinder	S Short L Long Return (California compatible)	8 8 mm	M	C Satin Chrome Interior B Satin Brass Interior E Satin Chrome Exterior H Satin Brass Exterior U Satin Chrome Oceanfront	B Backplate mount	N No Cylinder	N No Thumbturn No Privacy P Privacy Thumbturn With Kickoff	C California (non reversible. Not available with F Handing Mortise Option) S Short	6 Tubular 2 3/4" backset t-strike 7 Tubular 2 3/8" backset t-strike	N None	L LH R RH F Reversible (not with California inside lever)

(1) Demo locks (D and E) are short lever, satin chrome only.

Confidant RFID (ANSI Mortise Lock Case)

Spare Parts



Confidant RFID (ANSI Mortise Lock Case)

Spare Parts

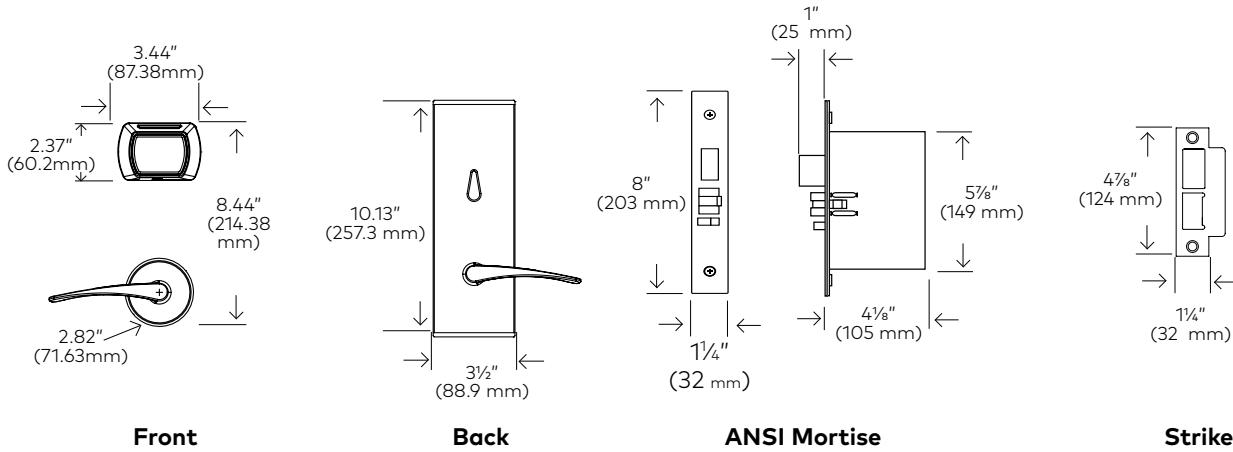
ITEM NUMBER	PART NUMBER	DESCRIPTION
1	118+513769	BATTERY DOOR ASSY CONFIDANT
2	118+513774	BATTERY HOLDER ASSY CONFIDANT
3	069+513776+1626	LEVER HANDLE 8 mm W/ SCREW (satin chrome)
	069+513776+1906	LEVER HANDLE 8 mm W/ SCREW (satin brass)
4	FCN00-AENNxx10N-xx *	FRONT HOUSING ASSEMBLY
5	064-513764	CONFIDANT LOCK TRANSITION PCB W/ CABLE
6	012-513751	LEVER SPRING CONFIDANT
7	118-514116	OUTSIDE HUB AND SPINDLE ASSY CONFIDANT
8	064-513708-001	CONFIDANT LOCK MAIN PCB ATLAS
9	063+514042	MOTOR WORM ASSY CONFIDANT
10	118-513766-6	BACK PLATE CONFIDANT ASSY BP KEY
11	062-514668-1	Screws BP Confidant kit 2 - doors 1 3/8" to 2 1/2"
	062-514668-2	Screws BP Confidant kit 2 - doors > 2 1/2" to 3 5/8"
12	033-513935	Gasket outside housing Confidant RFID
13	062-514673-1	Spindle ass'y 9/32" x 3 9/16" - doors 1 3/8" to 2 1/2"
	062-514673-2	Spindle ass'y 9/32" x 4 3/4" - doors > 2 1/2" to 3 5/8"
14	BCN00-ANNxAx1N-xx*	Inside trim ass'y w/out privacy
	BCN00-ANPxAx1N-xx*	Inside trim ass'y with privacy and kick off
	BCN00-ANDxAx1N-xx*	Inside trim ass'y with privacy no kick off
15	118+514166+1626	Trim plate and contour sub ass'y (satin chrome)
	118+514166+1906	Trim plate and contour sub ass'y (satin brass)
16	118+513975+1626	Trim plate and turn knob ass'y (satin chrome)
	118+513975+1906	Trim plate and turn knob ass'y (satin brass)
17	062-514696	Retainer kit
18	025-514557	Turn knob stopper
19	012-514105	Extension spring
20	M76-xxx1-xxx*	ASM mortise
21	50413x-6xx-K*	Standard 4 7/8" (124 mm)
22	032-514674	Tubular latch kit
24	118+513975+1626	Trim plate and turn knob ass'y (satin chrome)
	118+513975+1906	Trim plate and turn knob ass'y (satin brass)
25	012-514105	Extension spring
26	025-513956-1	Cylinder trim Swiss profile cylinder
26	025-513956-2	Cylinder trim Euro profile cylinder

ITEM NUMBER	PART NUMBER	DESCRIPTION
1	118+513769	BATTERY DOOR ASSY CONFIDANT
2	118+513774	BATTERY HOLDER ASSY CONFIDANT
3	069+513776+1626	LEVER HANDLE 8 mm W/ SCREW (satin chrome)
	069+513776+1906	LEVER HANDLE 8 mm W/ SCREW (satin brass)
4	FCN00-AENNxx10N-xx *	FRONT HOUSING ASSEMBLY
5	064-513764	CONFIDANT LOCK TRANSITION PCB W/ CABLE
6	012-513751	LEVER SPRING CONFIDANT
7	118-514116	OUTSIDE HUB AND SPINDLE ASSY CONFIDANT
8	064-513708-001	CONFIDANT LOCK MAIN PCB ATLAS
9	063+514042	MOTOR WORM ASSY CONFIDANT
10	118-513766-6	BACK PLATE CONFIDANT ASSY BP KEY
11	062-514668-1	Screws BP Confidant kit 2 - doors 1 3/8" to 2 1/2"
	062-514668-2	Screws BP Confidant kit 2 - doors > 2 1/2" to 3 5/8"
12	033-513935	Gasket outside housing Confidant RFID
13	062-514673-1	Spindle ass'y 9/32" x 3 9/16" - doors 1 3/8" to 2 1/2"
	062-514673-2	Spindle ass'y 9/32" x 4 3/4" - doors > 2 1/2" to 3 5/8"
14	BCN00-ANNxAx1N-xx*	Inside trim ass'y w/out privacy
	BCN00-ANPxAx1N-xx*	Inside trim ass'y with privacy and kick off
	BCN00-ANDxAx1N-xx*	Inside trim ass'y with privacy no kick off
15	118+514166+1626	Trim plate and contour sub ass'y (satin chrome)
	118+514166+1906	Trim plate and contour sub ass'y (satin brass)
16	118+513975+1626	Trim plate and turn knob ass'y (satin chrome)
	118+513975+1906	Trim plate and turn knob ass'y (satin brass)
17	062-514696	Retainer kit
18	025-514557	Turn knob stopper
19	012-514105	Extension spring
20	M76-xxx1-xxx*	ASM mortise
21	50413x-6xx-K*	Standard 4 7/8" (124 mm)
22	032-514674	Tubular latch kit
24	118+513975+1626	Trim plate and turn knob ass'y (satin chrome)
	118+513975+1906	Trim plate and turn knob ass'y (satin brass)
25	012-514105	Extension spring
26	025-513956-1	Cylinder trim Swiss profile cylinder
26	025-513956-2	Cylinder trim Euro profile cylinder

* To configure part, visit www.dormakabalodgingstore.com or contact customer service: 1.800.999.6213 or +1.514.340.9025 / lodging-cs@dormakaba.com

Ilco Q90 RFID

ANSI Lock 1-1/4" Mortise - Ordering



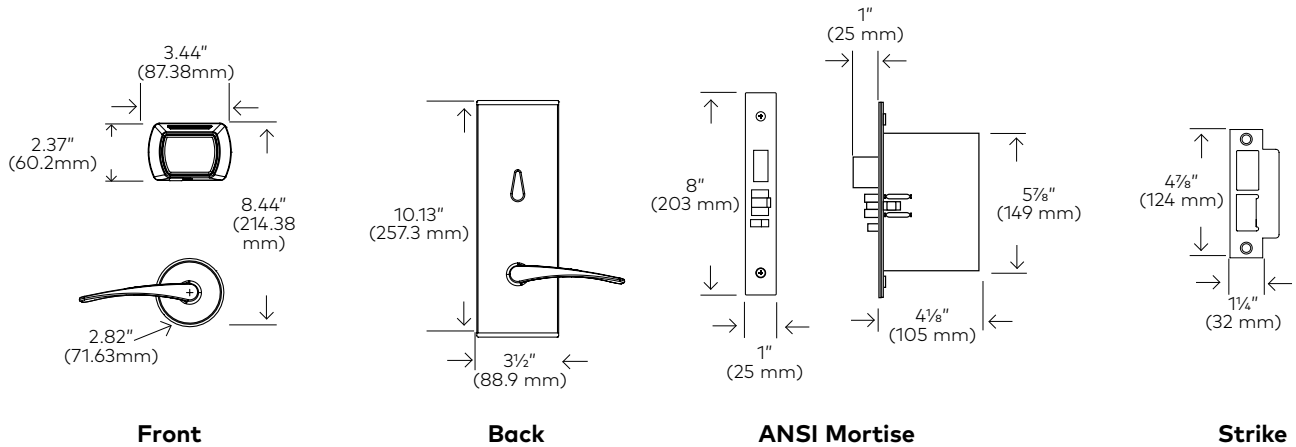
Standard Model (Example)															
Q	9	0	1	0	1	T	E	R	3	0	0	-	6	2	6
Model			Locking Device		Application	Lever Type	Override	Handing	Version	Bluetooth	Door Thickness		Finish		

Build the model number with the desired options															
Q	9								3		0	-			
Model			Locking Device		Application	Lever Type	Override	Handing	Version	Bluetooth	Door Thickness		Finish		

Model	Locking Device	Application	Lever Type	Override	Handing	Version	Bluetooth	Door Thickness	Finishes
Q90 Hotel Lock Deadbolt operated by the thumbturn. Recommended for guestroom.	2 3/4" (70 mm) Backset	1 INT 2 EXT	T Troy/Troy Front Back E Elevon/Elevon Front Back G Gala/Gala Front Back	E Electronic	L Left R Right X Left Reverse Y Right Reverse	3 Contactless Reader	0 BLE Compatible 1 BLE Ready 2 BLE Enabled (soon available)	0 1-3/4" (44mm) 1 1-3/8" (35-40mm) 2 2-1/4" (57.2mm) 3 2-3/8" (60.3mm) 4 2-1/2" (63.5mm) 5 (85mm) 7 2-3/4"-3" (73mm-76mm) A (100mm) B (77mm) D 2" (55mm)	626 Satin Chrome 606 Satin Brass
Q9T Multihousing	10 ANSI, with 1 1/4" (32 mm) face plate 16 Auto Deadbolt ANSI with 1 1/4" (32 mm) face plate								
Q91 Storeroom Lock Inactive deadbolt, No thumbturn, no privacy. Recommended for closets or common areas. Or	12 ANSI, with 1 1/4" (32 mm) face plate								
Q92 Office Lock Inactive deadbolt. Privacy activated with thumbturn. Recommended for offices.									
Q93 Dummy Lock For aesthetic use only.	00 No locking mechanism								

Ilco Q90 RFID

ANSI Lock 1" Mortise - Ordering






Standard Model (Example)

Q	9	0	1	1	1	T	E	L	3	0	0 - 6 2 6
Model	Locking Device	Application	Lever Type	Override	Handing	Version	Bluetooth	Door Thickness	Finish		

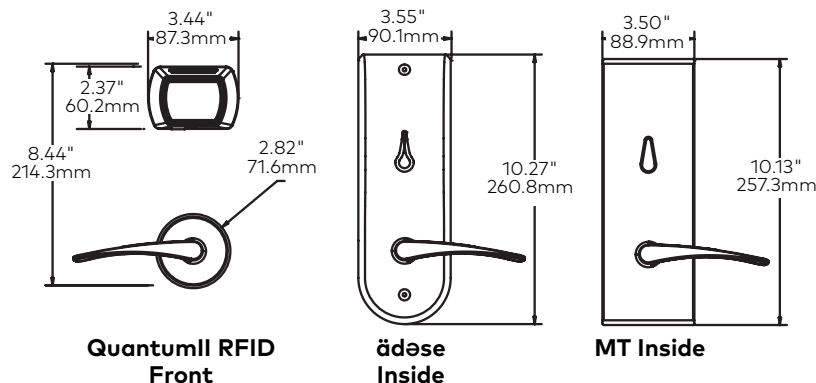
Build the model number with the desired options

Q	9										
Model	Locking Device	Application	Lever Type	Override	Handing	Version	Bluetooth	Door Thickness	Finish		

Model	Locking Device	Application	Lever Type	Override	Handing	Version	Bluetooth	Door Thickness	Finishes	
Q90 Hotel Lock Deadbolt operated by the thumbturn. Recommended for guestroom.	2 3/4" (70 mm) Backset		T Troy/Troy Front Back 	E Electronic	L Left R Right X Left Reverse Y Right Reverse	3 Contactless Reader	0 BLE Compatible 1 BLE Ready 2 BLE Enabled (soon available)	0 1-3/4" (44mm) 1 1-3/8" (35-40mm) 2 2-1/4" (57.2mm) 3 2-3/8" (60.3mm) 4 2-1/2" (63.5mm) 5 (85mm) 7 2-3/4"-3" (73mm-76mm) A (100mm) B (77mm) D 2" (55mm)	626 Satin Chrome 606 Satin Brass	
Q9T Multihousing	11 ANSI, with 1" (25 mm) face plate 17 Auto Deadbolt ANSI with 1" (25.4 mm) face plate		1 INT 2 EXT	E Elevon/Elevon Front Back 						
Q91 Storeroom Lock Inactive deadbolt, No thumbturn, no privacy. Recommended for closets or common areas.	13 ANSI, with 1" (25 mm) face plate			G Gala/Gala Front Back 						
Or Q92 Office Lock Inactive deadbolt. Privacy activated with thumbturn. Recommended for offices.										
Q93 Dummy Lock For aesthetic use only.	00 No locking mechanism									

Saflok QuantumII RFID

Ordering



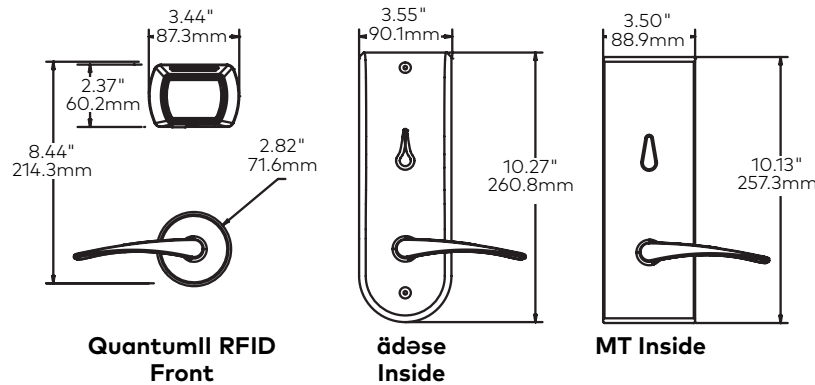
Standard Model (Example) (Continue building the model number to the right)									
Model	Version	Locking Mechanism		Communication		Application	Lever	Handing	
Q R	1	1	1	N	A	O	A	O	L
		Mortise	Faceplate	Primary	Secondary		Type	Position	

Build the model number with the desired options (Continue building the model number to the right)									
Model	Version	Locking Mechanism		Communication		Application	Lever	Handing	
Q	1								
		Mortise	Faceplate	Primary	Secondary		Type	Position	

Style	Version	Locking Mechanism		Communication		Application	Lever		Handing
		Mortise	Faceplate	Primary	Secondary		Type	Position	
QR QuantumII MT QP QuantumII äðäse	1	ASM:	ASM:	N	A	O Interior E Exterior H Heavy	A	O	L
		1 Standard	1 1 1/4" (32 mm)	X Primary Ready	B BLE Compatible		C Continental	1 Standard	R Right Hand
		2 ADB	2 1" (25 mm)	A Zigbee	C BLE Ready		E Elecon		X Left Hand
		3 Utility	Dummy:	A North America (158mW)	D BLE Enabled		G Gala		Y Right Hand
		4 Standard DAJ	D Dummy (no faceplate)	B Zigbee Europe / Asia (10mW)	G Hilton BLE*		K Regal Knob		Reverse
		5 ADB DAJ	ESM:	C Zigbee	H Hilton BLE Mod Bracket*		P Apogee		
		6 Utility DAJ	A 20mm	D International (87mW)	N No Secondary (for Dummy Only)		T Troy		
		7 Utility ADB	B 23mm	E Inncom RF					
		8 Utility ADB DAJ		F Crestron					
		9 NDB		H Telkonet					
		A NDB Utility		J ZIGBEE G2					
		B NDB DAJ		K NorthAmerica					
		C NDB UTL DAJ		L ZIGBEE G2					
		Dummy:		L ZIGBEE G2					
		D Dummy		L ZIGBEE G2					
		ESM:		L ZIGBEE G2					
		G Euro		L ZIGBEE G2					
		H Euro Utility		L ZIGBEE G2					
				L ZIGBEE G2					
				L ZIGBEE G2					

Saflok QuantumII RFID

Ordering



Standard Model (Example) (Continued)

Door Size		Optional Adjustment		Finish	
A	N	O	O	A	B
Thickness	Offset	Outside	Inside	Special Hardware/Functionality	Packout

Build the model number with the desired options (Continued)

Door Size		Optional Adjustment		Finish	
	N	O			
Thickness	Offset	Outside	Inside	Special Hardware/Functionality	Packout

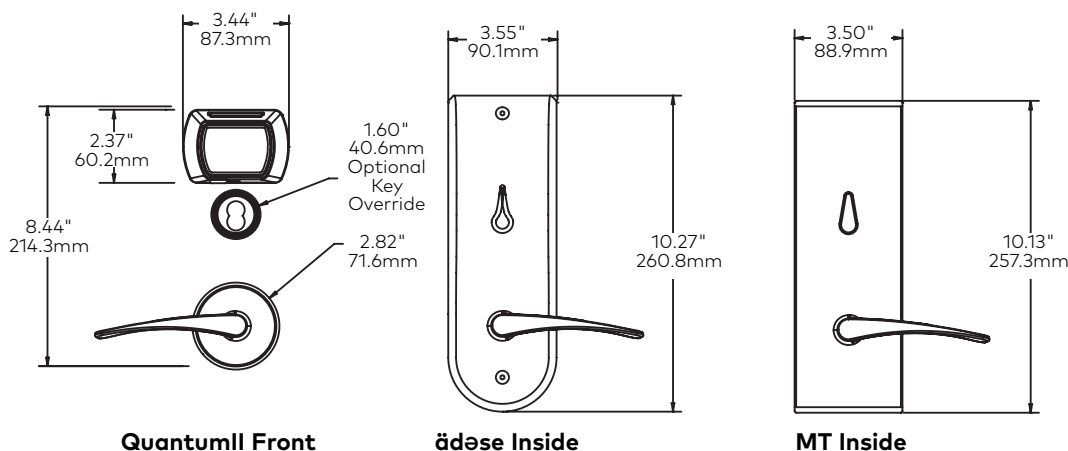
Door Size		Optional Adjustment				Finish	
Thickness	Offset	Outside	Inside	Special Hardware/Functionality	Packout		
A 1.75" (44mm)	N No Offset	O Standard	O Standard	O Standard	O Standard	AB Antique Brass	
B* 1.38" (35-40mm)			A FS Housing/Thumbturn*	A Escape Return**	A Custom Strike	BB Bright Brass	
C 2.00" (51mm)			B FS Housing/ MT Thumbturn*	B Tamper Switch	B Ocean Shipment	BC Bright Chrome	
D 2.25" (57mm)			C FS Housing/äðese Thumbturn*	T Toggle (MT only)	C Ocean/Custom Strike	BK Black	
E 2.38" (60mm)			D FS Housing/äðese Thumbturn*	D Dress Ring	D Ocean/Australia Strike	OZ Dark Mahogany	
F 2.50" (63.5mm)			D FS Housing/(No Thumbturn)*	M Dummy w/ Messenger Cap	E Demo Lock*	SC Satin Chrome	
G 2.87"-3.00" (73-76mm)			F FS Thumbturn	N Dummy w/ Double Messenger Cap	*Demo lock only available in 1-¾" RH door	SN Satin Nickel	
H 3.03" (77mm)						SB Satin Brass	
J 3.35" (85mm)							
K 3.90" (100mm)							
äðese only available in ADB or Utility for door thickness greater than 2.00" (51mm)							

Note: * 1" Faceplate required for 1.38" (35-40mm) door size
FS housing and Dress Ring on select finishes and äðäse only
Heavy on äðäse only, satin chrome only
Messenger locks to be configured with DAJ mortise for optimal
functionality

Some listed lever options are not available in all finishes
Over 2.00 [51mm] or custom door size must include A, C, or D packout
option so that standard strike is not included

Saflok QuantumII Mechanical Key Override (MKO)

Ordering



Standard Model (Example) (Continue building the model number to the right)

Model		Version	Locking Mechanism		Communication		Application	Lever	Handing		
Q	R	1	-	M	1	N	A	O	A	O	L
				Mortise	Faceplate/Cylinder	Primary	Secondary		Type	Position	

Build the model number with the desired options (Continue building the model number to the right)

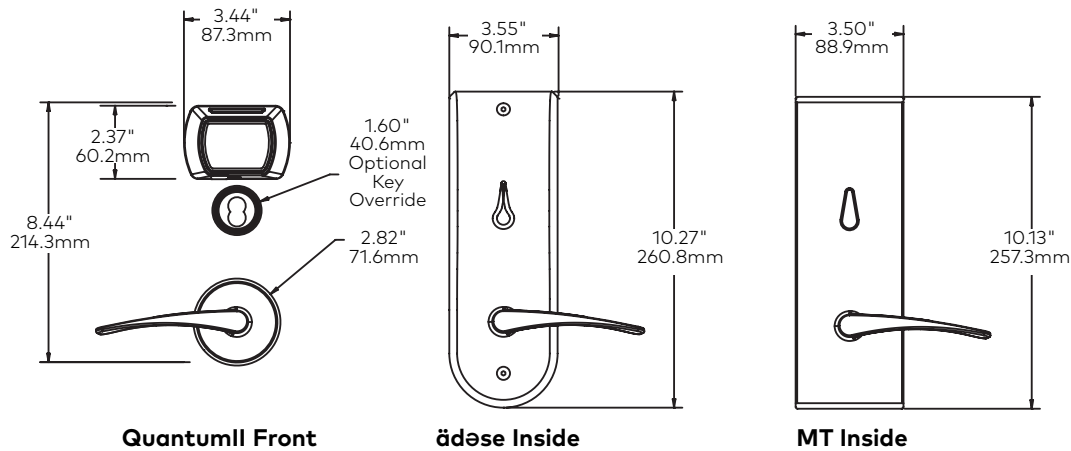
Model	Version	Locking Mechanism		Communication		Application	Lever	Handing
<div>Q</div>	<div>1</div>	<div></div>	<div></div>	<div></div>	<div></div>	<div></div>	<div></div>	<div></div>
		Mortise	Faceplate/Cylinder	Primary	Secondary		Type	Position

Style	Version	Locking Mechanism		Communication		Application	Lever		Handing
		Mortise	Faceplate/Cylinder	Primary	Secondary		Type	Position	
QR QuantumII MT QP QuantumII adese	1	M MKO	1 1 ¼" (32mm) No Cylinder	N No Primary	A BLE Compatible	O Interior E Exterior	A Arc	O Standard	L Left Hand
		N MKO Utility	3 1 ¼" (32mm) Non removable core Keyed differently	X Primary Ready	B BLE Ready		C Continental	1 Vert I/S	R Right Hand
		P MKO NDB	5 1 ¼" (32mm) Non removable core Keyed alike	A Zigbee North America (158mW)	D Hilton BLE*		E Eleven		X Left Hand Reverse
		R MKO NDB Utility	7** 1 ¼" (32mm) SFIC	B Zigbee Europe / Asia (10mW)	H Hilton BLE Mod Bracket*		G Gala		Y Right Hand Reverse
			2 1" (25mm) No Cylinder	C Zigbee International (87mW)			K Regal Knob		
			4 1" (25mm) Non removable core Keyed differently	D Inncom RF			P Apogee		
			6 1" (25mm) Non removable core Keyed alike	E Crestron			T Troy		
			8** 1" (25mm) SFIC	F Telkonet					
				H Zigbee G2 NorthAmerica					
				J Zigbee G2 Europe/Asia					
		K Zigbee G2 International							
		L telkonet G2							
Note: **Option 7 and 8 SFIC cylinder does not include core									
				*Only available with Zigbee G2					

Note: **Option 7 and 8 SFIC cylinder does not include core

Saflok QuantumII Mechanical Key Override (MKO)

Ordering



Standard Model (Example) (Continued)

Door Size		Optional Adjustment				Finish	
A	N	O	O	O	O	B	B
Thickness	Offset	Outside	Inside	Special Hardware/Functionality	Packout		

Build the model number with the desired options (Continued)

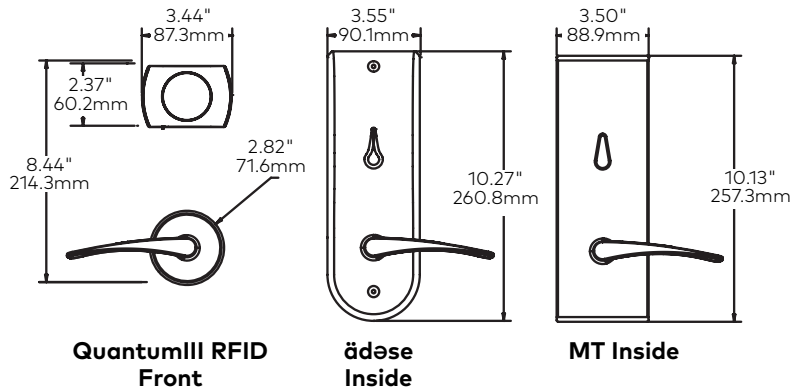
Door Size		Optional Adjustment				Finish	
	N	O					
Thickness	Offset	Outside	Inside	Special Hardware/Functionality	Packout		

Door Size		Optional Adjustment				Finish
Thickness	Offset	Outside	Inside	Special Hardware/Functionality	Packout	
A 1.75" (44mm)	N No Offset	O Standard	O Standard	O Standard	O Standard	BB Bright Brass
B* 1.38" (35-40mm)			A FS Housing/Thumbturn*	A Escape Return**	A Custom Strike	BC Bright Chrome
C 2.00" (51mm)			B FS Housing/ MT Thumbturn*	B Tamper Switch	B Ocean Shipment	BK Black
D 2.25" (57mm)			C FS Housing/äðese Thumbturn*	T Toggle (MT Only)	C Ocean/Custom Strike	OZ Dark Mahogany
E 2.38" (60mm)			D FS Housing/(No thumbturn)*	D Dress Ring	D Ocean/Australia Strike	SC Satin Chrome
F 2.50" (63.5mm)			F FS Thumbturn	** Escape return for MT I/S only.	E Demo Lock*	SN Satin Nickel
G 2.87"-3.00" (73-76mm)					*Demo Lock only available in 1-3/4" RH door Demo only with KD cylinder	SB Satin Brass
H 3.03" (77mm)						
J 3.35" (85mm)						
K 3.90" (100mm)						
äðese only available in ADB or Utility for door thickness greater than 2.00" (51mm)			*BLE not available with FS housing. FS housing only available with äðese locks			*Knob only available in BB, BS, SB, SS *AB only available with äðese I/S *FS option not available in BB, BK, OZ, or SB *Continental not available in SN *Only SC, BC, OZ, and BK approved for exterior application

Note: * 1" Faceplate required for 1.38" (35-40mm) door size
 FS housing and Dress Ring on select finishes and äðese only
 Heavy on äðese only, satin chrome only
 Some listed lever options are not available in all finishes
 Over 2.00 [51mm] or custom door size must Include A, C, or D packout option so that standard strike is not included

Saflok QuantumIII RFID

Ordering



Standard Model (Example) (Continue building the model number to the right)

Model		Version	Locking Mechanism		Communication		Application	Lever	Handing	
Q	T	1	-	1	N	A	O	A	O	L
				Mortise	Faceplate	Primary	Secondary	Type	Position	

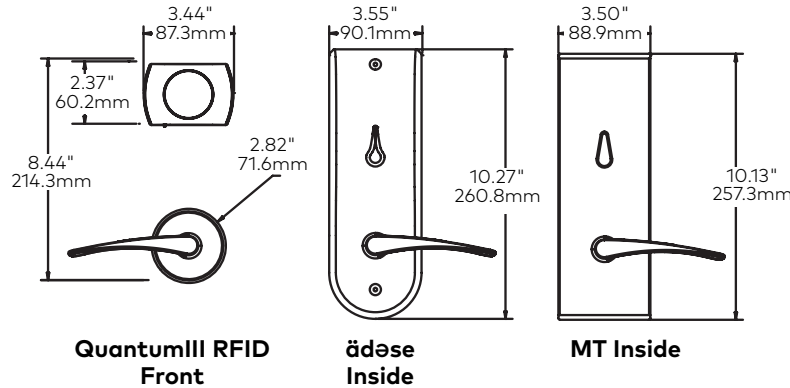
Build the model number with the desired options (Continue building the model number to the right)

Model		Version	Locking Mechanism		Communication		Application	Lever	Handing	
<div>Q</div>	<div></div>	<div>1</div>	-	<div></div>	<div></div>	<div></div>	<div></div>	<div></div>	<div></div>	<div></div>
			Mortise	Faceplate	Primary	Secondary		Type	Position	

Style	Version	Locking Mechanism		Communication		Application	Lever		Handing
		Mortise	Faceplate	Primary	Secondary		Type	Position	
QT QuantumIII MT	1	ASM:	ASM:	N	A	O	A	O	L
QU QuantumIII äðese		1 Standard	1 1 1/4" (32 mm)	No Primary	BLE Compatible	Interior	Arc	Standard	Left Hand
		2 ADB	2 1" (25 mm)	Primary Ready	BLE Ready	Exterior	C	1	Right Hand
		3 Utility	Dummy:	A Zigbee North America (158mW)	C BLE Enabled	Heavy	E	Vert I/S	X
		4 Standard DAJ	D Dummy (no faceplate)	B Zigbee Europe / Asia (10mW)	D Hilton BLE*		G		Left Hand Reverse
		5 ADB DAJ	ESM:	C Zigbee International (87mW)	G BLE Mod Bracket		K		Y
		6 Utility DAJ	A 20mm	D Inncom RF	H Hilton BLE Mod Bracket*		P		Right Hand Reverse
		7 Utility ADB	B 23mm	E Crestron	Dummy:		T		
		8 Utility ADB DAJ		F Telkonet	N No Secondary (for Dummy Only)				
		9 NDB		H Zigbee G2 NorthAmerica	*Hilton BLE (only for Hilton properties)				
		A NDB Utility		J Zigbee G2 Europe/Asia					
		B NDB DAJ		K Zigbee G2 International					
		C NDB UTL DAJ		L Telkonet G2 *Only available with Zigbee G2					
		Dummy:							
		D Dummy							
		ESM:							
		G Euro							
		H Euro Utility							

Saflok QuantumIII RFID

Ordering



Standard Model (Example) (Continued)

Door Size		Optional Adjustment		Finish	
A	N	O	O	A	B
Thickness	Offset	Outside	Inside	Special Hardware/Functionality	Packout

Build the model number with the desired options (Continued)

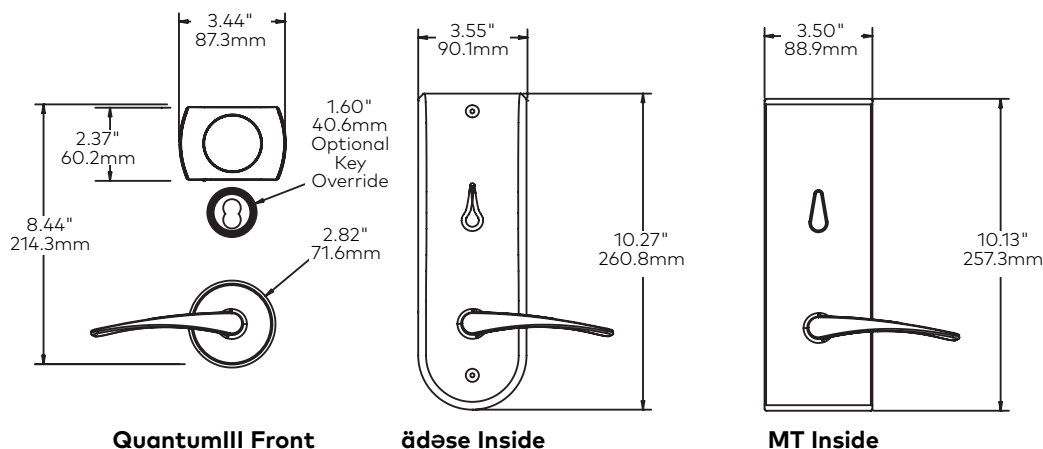
Door Size		Optional Adjustment		Finish	
	N	O			
Thickness	Offset	Outside	Inside	Special Hardware/Functionality	Packout

Door Size		Optional Adjustment				Finish	
Thickness	Offset	Outside	Inside	Special Hardware/Functionality	Packout		
A 1.75" (44mm)	N No Offset	O Standard	O Standard	O Standard	O Standard	AB Antique Brass	
B* 1.38" (35-40mm)			A FS Housing/Thumbturn*	A Escape Return**	A Custom Strike	BB Bright Brass	
C 2.00" (51mm)			B FS Housing/MT Thumbturn*	B Tamper Switch	B Ocean Shipment	BC Bright Chrome	
D 2.25" (57mm)			C FS Housing/äðäse Thumbturn*	T Toggle (MT only)	C Ocean/Custom Strike	BK Black	
E 2.38" (60mm)			D FS Housing/äðäse Thumbturn*	D Dress Ring	D Ocean/Australia Strike	OZ Dark Mahogany	
F 2.50" (63.5mm)			D FS Housing/Utility (Turn Piece Plug)	M Dummy w/ Messenger Cap	E Demo Lock*	SC Satin Chrome	
G 2.87"-3.00" (73-76mm)			F FS Thumbturn*	N Dummy w/ Double Messenger Cap	*Demo lock only available in 1-¾" RH door	SN Satin Nickel	
H 3.03" (77mm)						SB Satin Brass	
J 3.35" (85mm)							
K 3.90" (100mm)							
äðäse only available in ADB or Utility for door thickness greater than 2.00" (51mm)				*BLE not available with FS housing. FS housing only available with äðäse locks	** Escape return for MT I/S only.		*Knob only available in BB, BS, SB, SS *AB only available with äðäse I/S *FS option not available in BB, BK, OZ, or SB *Continental not available in SN *Only SC, BC, OZ, and BK approved for exterior application

Note: * 1" Faceplate required for 1.38" (35-40mm) door size
 FS housing and Dress Ring on select finishes and ädäse only
 Heavy on ädäse only, satin chrome only
 Messenger locks to be configured with DAJ mortise for optimal functionality
 Some listed lever options are not available in all finishes
 Over 2.00 [51mm] or custom door size must include A, C, or D packout option so that standard strike is not included

Saflok QuantumIII Mechanical Key Override (MKO)

Ordering



Standard Model (Example) (Continue building the model number to the right)

Model	Version	Locking Mechanism		Communication		Application	Lever	Handing	
<div>Q</div> <div>T</div>	<div>1</div>	<div>M</div>	<div>1</div>	<div>N</div>	<div>A</div>	<div>O</div>	<div>A</div>	<div>O</div>	<div>L</div>
		Mortise	Faceplate/Cylinder	Primary	Secondary		Type	Position	

Build the model number with the desired options (Continue building the model number to the right)

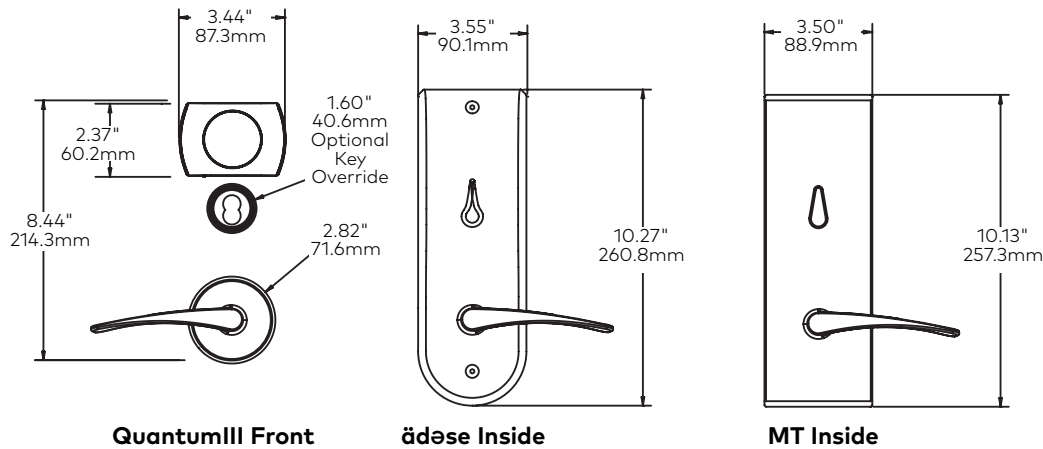
Model	Version	Locking Mechanism		Communication		Application	Lever	Handing	
<div>Q</div>	<div>1</div>	<div></div>	<div></div>	<div></div>	<div></div>	<div></div>	<div></div>	<div></div>	<div></div>
		Mortise	Faceplate/Cylinder	Primary	Secondary		Type	Position	

Style	Version	Locking Mechanism		Communication		Application	Lever		Handing
		Mortise	Faceplate/Cylinder	Primary	Secondary		Type	Position	
QT QuantumIII MT	1	M MKO	1 1 ¼" (32mm) No Cylinder	N No Primary	A BLE Compatible	O Interior E Exterior	A Arc	O Standard	L Left Hand
QU QuantumIII äðese		N MKO Utility	3 1 ¼" (32mm) Non removable core Keyed differently	X Primary Ready	B BLE Ready		C Continental	1 Vert I/S	R Right Hand
		P MKO NDB		A Zigbee North America (158mW)	D Hilton BLE*		E Elevon		X Left Hand Reverse
		R MKO NDB Utility	5 1 ¼" (32mm) Non removable core Keyed Alike	B Zigbee Europe / Asia (10mW)	G BLE Mod Bracket		G Gala		Y Right Hand Reverse
			7** 1 ¼" (32mm) SFIC	C Zigbee International (87mW)	H Hilton BLE Mod Bracket*		K Regal Knob		
			2 1" (25mm) No Cylinder	D Inncom RF			P Apogee		
			4 1" (25mm) Non removable core Keyed differently	E Crestron			T Troy		
			6 1" (25mm) Non removable core Keyed Alike	F Telkonet					
			8** 1" (25mm) SFIC	H Zigbee G2 NorthAmerica					
				J Zigbee G2 Europe/Asia					
			K Zigbee G2 International						
			L Telkonet G2						
Note: **Option 7 and 8 SFIC cylinder does not include core									
*Only available with Zigbee G2									

Note: **Option 7 and 8 SFIC cylinder does not include core

Saflok QuantumIII Mechanical Key Override (MKO)

Ordering



Standard Model (Example) (Continued)

Door Size		Optional Adjustment			Finish	
A	N	O	O	O	B	B
Thickness	Offset	Outside	Inside	Special Hardware/Functionality	Packout	

Build the model number with the desired options (Continued)

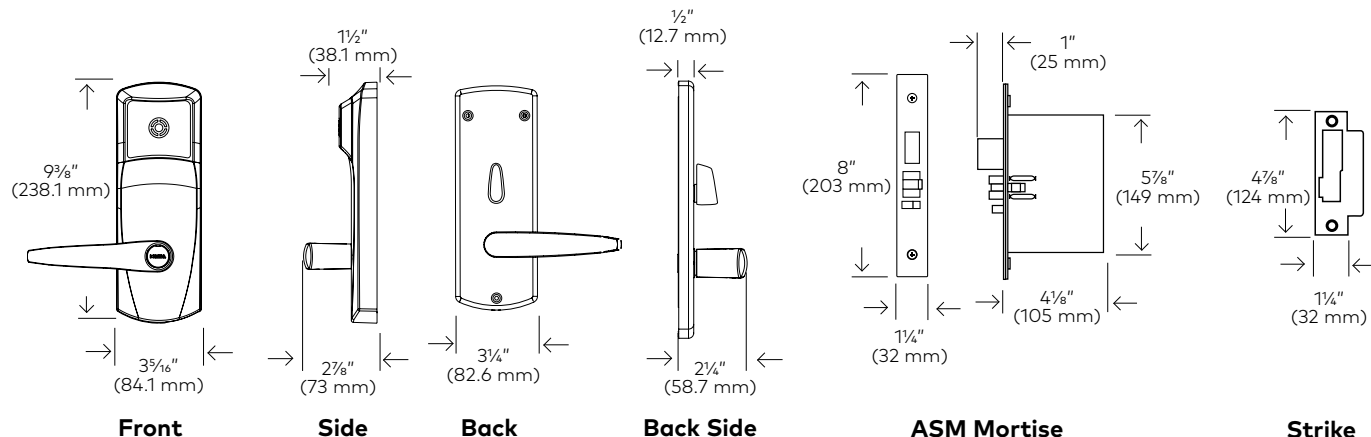
Door Size		Optional Adjustment			Finish	
	N	O				
Thickness	Offset	Outside	Inside	Special Hardware/Functionality	Packout	

Door Size		Optional Adjustment				Finish
Thickness	Offset	Outside	Inside	Special Hardware/Functionality	Packout	
A 1.75" (44mm)	N No Offset	O Standard	O Standard	O Standard	O Standard	AB Antique Brass
B* 1.38" (35-40mm)			A FS Housing/Thumbturn	A Escape Return**	A Custom Strike	BB Bright Brass
C 2.00" (51mm)			B FS Housing/MT Thumbturn	B Tamper Switch	B Ocean Shipment	BC Bright Chrome
D 2.25" (57mm)			C FS Housing/äðese Thumbturn	T Toggle (MT Only)	C Ocean/Custom Strike	BK Black
E 2.38" (60mm)			D FS Housing/Utility (No Thumbturn)*	D Dress Ring	D Ocean/Australia Strike	OZ Dark Mahogany
F 2.50" (63.5mm)				** Escape return for MT I/S only.	E Demo Lock*	SC Satin Chrome
G 2.87"-3.00" (73-76mm)			*BLE not available with FS housing. FS housing only available with äðese locks		*Demo Lock only available in 1-¾" RH door Demo only with KD cylinder	SN Satin Nickel
H 3.03" (77mm)						SB Satin Brass
J 3.35" (85mm)						*Knob only available in BB, BS, SB, SS
K 3.90" (100mm)						*AB only available with äðese I/S
äðese only available in ADB or Utility for door thickness greater than 2.00" (51mm)					*FS option not available in BB, BK, OZ, or SB	
				*Continental not available in SN		
				*Only SC, BC, OZ, and BK approved for exterior application		

Note: * 1" Faceplate required for 1.38" (35-40mm) door size
 FS housing and Dress Ring on select finishes and ädäse only
 Heavy on ädäse only, satin chrome only
 Some listed lever options are not available in all finishes
 Over 2.00 [51mm] or custom door size must include A, C, or D packout option so that standard strike is not included

Saflok RT RFID

Ordering RT Series (American Steel Mortise-ASM Lock 1 1/4" Mortise)



Standard Model (Example)

7	9	S	0	1	0	1	1	E	L	3	0	-	6	2	6
Model	Model	Model	Model	Locking Device	Locking Device	Application	Lever Type	Override	Handing	Version	Bluetooth		Finish	Finish	Finish

Build the model number with the desired options

7	9									3		-			
Model	Model	Model	Model	Model	Model	Model	Model	Model	Model	Version	Bluetooth		Finish	Finish	Finish

Model	Locking Device	Application	Lever Type	Override	Handing	Version	Bluetooth	Finishes
Guestroom 79S0 Standalone 79R0 Messenger Ready 79Z0 Messenger Online 79Y0 Europe, Asia 79Q0 International 79N0 Escape Return 79W0 Inncom RF 79S4/79Z4/79Y4 79Q4/79N4 Demo Lock 79W4 Inncom RF demo	2 3/4" (70 mm) Backset 10 ASM, with 1 1/4" (32 mm) face plate, field reversible handing 16 Auto Deadbolt ASM with 1 1/4" (32 mm) face plate, field reversible handing 60 ASM DAJ with 1 1/4" (32 mm) face palte, field reversible handing 66 Auto Deadbolt ASM DAJ with 1 1/4" (32 mm) face plate, field reversible handing	1 Interior 2 Exterior locks supplied with gasket for outside escutcheon T Residence mode, includes gasket	1 Long/Long Front Back 2** Short/Short Front Back E*** Elevon Lever Front Back G*** Gala Lever Front Back 8 Long/Long Inside at 45° Front Back H** Short/Short Inside at 45° Front Back	E Electronic K Mechanical key cylindrical Lori universal (1539) key-in-knob OR M Mechanical recodable key cylinder Must specify on lock order which type of key cylinder is required	L Left or Right reverse (Y) R Right or Left reverse (X) F**** Dual Handed (L & R), Left Hand Reverse, Right Hand Reverse (X & Y)	3 Contactless Reader	0 No BLE 1 BLE Ready 2 BLE Enabled H BLE Hilton (only for Hilton properties)	622 Black 626 Satin Chrome 606 Satin Brass U26 Ultra Satin Chrome
Utility 79S1 Standalone 79R1 Messenger Ready 79Z1 Messenger Online 79Y1 Europe, Asia 79Q1 International 79W1 Inncom RF	12 ASM, with 1 1/4" (32 mm) face plate, field reversible handing 62 ASM, DAJ, no deadbolt with 1-1/4" (32 mm) face plate, field reversible handing.							

Note:

* For doors greater than 2 1/2" (63 mm) order a thick door kit in Lock Accessories Miscellaneous section.

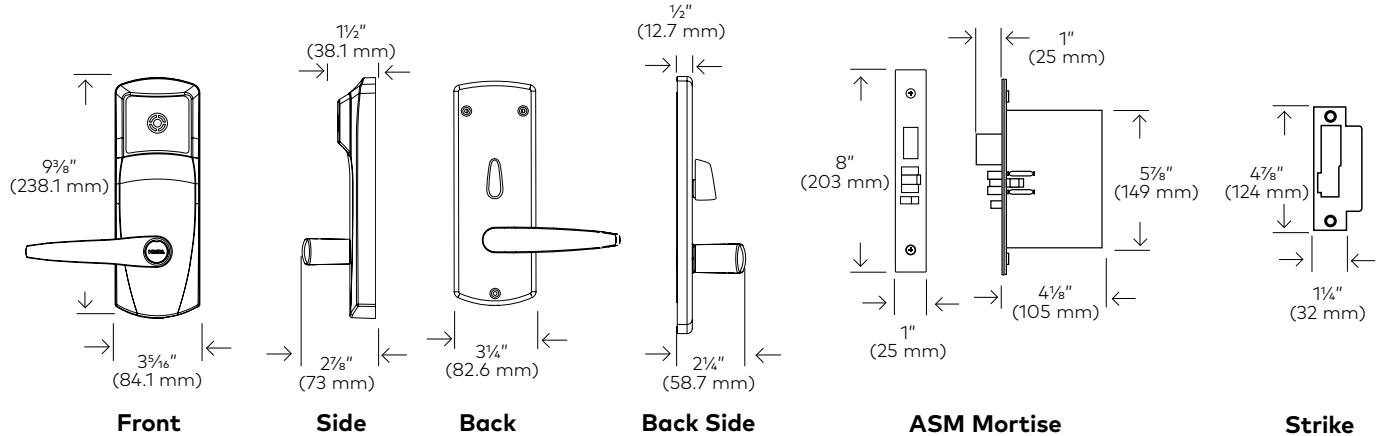
** Use short return levers when moldings are within 4 1/2" (11cm) and 8" (20.32cm) from the edge of the door

*** Levers E & G - Electronic override only, Lever E requires handing

**** Locks are assembled "Right-Hand" and may be field reversed for Left-Hand doors.

Saflok RT RFID

Ordering RT Series (American Steel Mortise-ASM Lock 1" Mortise)



Standard Model (Example)

7	9	S	0	1	1	1	1	E	L	3	0	-	6	2	6
Model				Locking Device		Application		Lever Type	Override	Handing	Version	Bluetooth	Finish		

Build the model number with the desired options

7	9									3		-			
Model				Locking Device		Application		Lever Type	Override	Handing	Version	Bluetooth	Finish		

Model	Locking Device	Application	Lever Type	Override	Handing	Version	Bluetooth	Finishes
Guestroom 79S0 Standalone 79R0 Messenger Ready 79Z0 Messenger Online 79Y0 Europe, Asia 79Q0 International 79N0 Escape Return 79W0 Inncom RF	2 3/4" (70 mm) Backset 11 ASM, with 1" (25 mm) face plate, NOT field reversible 17 Auto Deadbolt ASM with 1" (25 mm) face plate, NOT field reversible 61 ASM DAJ with 1" (25 mm) face palte, NOT field reversible handing 67 Auto Deadbolt ASM DAJ with 1" (25 mm) face plate, not field reversible handing	1 Interior 2 Exterior locks supplied with gasket for outside escutcheon T Residence mode, includes gasket	1 Long/Long Front Back 2** Short/Short Front Back E*** Eleven Lever Front Back G*** Gala Lever Front Back 8 Long/Long Inside at 45° Front Back H** Short/Short Inside at 45° Front Back	E Electronic K Mechanical key cylindrical Lori universal (1539) key-in-knob OR Mechanical recodable key cylinder Must specify on lock order which type of key cylinder is required	L Left or Right reverse (Y) R Right or Left reverse (X)	3 Contactless Reader	0 No BLE 1 BLE Ready 2 BLE Enabled H BLE Hilton (only for Hilton properties)	622 Black 626 Satin Chrome 606 Satin Brass U26 Ultra Satin Chrome
Utility 79S1 Standalone 79R1 Messenger Ready 79Z1 Messenger Online 79Y1 Europe, Asia 79Q1 International 79W1 Inncom RF	13 ASM, no deadbolt with 1" (25 mm) face plate, NOT field reversible handing. 63 ASM, DAJ, no deadbolt with 1" (25 mm) face plate, NOT field reversible handing.							

Note: * For doors greater than 2 1/2" (63 mm) order a thick door kit in Lock Accessories Miscellaneous section.

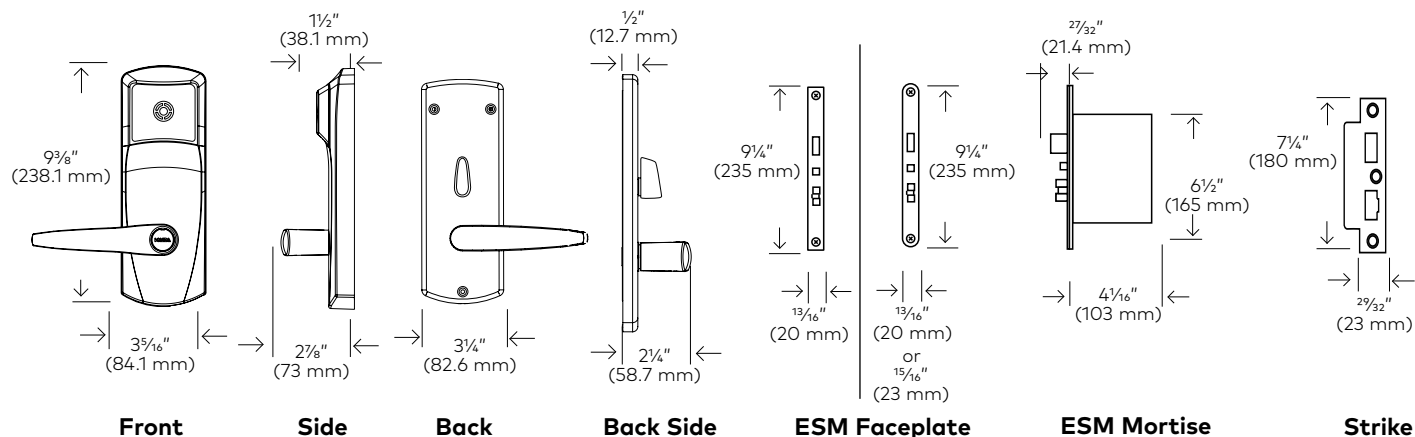
** Use short return levers when moldings are within 4 1/2" (11cm) and 8" (20.32cm) from the edge of the door

*** Levers E & G - Electronic override only, Lever E requires handing

**** Locks are assembled "Right-Hand" and may be field reversed for Left-Hand doors.

Saflok RT RFID

Ordering RT Series (Slim Mortise-ESM Lock)



Standard Model (Example)

7	9	S	0	3	0	1	1	E	L	3	0	-	6	2	6
Model				Locking Device		Application	Lever Type	Override	Handing	Version	Bluetooth				Finish

Build the model number with the desired options

7	9									3		-			
Model				Locking Device		Application	Lever Type	Override	Handing	Version	Bluetooth				Finish

Model	Locking Device	Application	Lever Type	Override	Handing	Version	Bluetooth	Finishes
Guestroom 79S0 Standalone 79R0 Messenger Ready 79Z0 Messenger Online 79Y0 Europe, Asia 79Q0 International 79N0 Escape Return 79W0 Inncom RF	2 3/4" (70 mm) Backset 00 No locking mechanism, no strike 30 ESM, with no face plate, field reversible handing	1 Interior 2 Exterior locks supplied with gasket for outside escutcheon T Residence mode, includes gasket	1 Long/Long Front Back 2** Short/Short Front Back E*** Elecon Lever Front Back G*** Gala Lever Front Back 8 Long/Long Inside at 45° Front Back H** Short/Short Inside at 45° Front Back	E Electronic K Mechanical key cylindrical Lori universal (1539) key-in-knob OR Mechanical recodable key cylinder Must specify on lock order which type of key cylinder is required	L Left or Right reverse (Y) R Right or Left reverse (X) F**** Dual Handed (L & R), Left Hand Reverse, Right Hand Reverse (X & Y)	3 Contactless Reader	0 No BLE 1 BLE Ready 2 BLE Enabled H BLE Hilton (only for Hilton properties)	622 Black 626 Satin Chrome 606 Satin Brass U26 Ultra Satin Chrome
Utility 79S1 Standalone 79R1 Messenger Ready 79Z1 Messenger Online 79Y1 Europe, Asia 79Q1 International 79W1 Inncom RF	31 ESM, with no face plate, field reversible handing.							

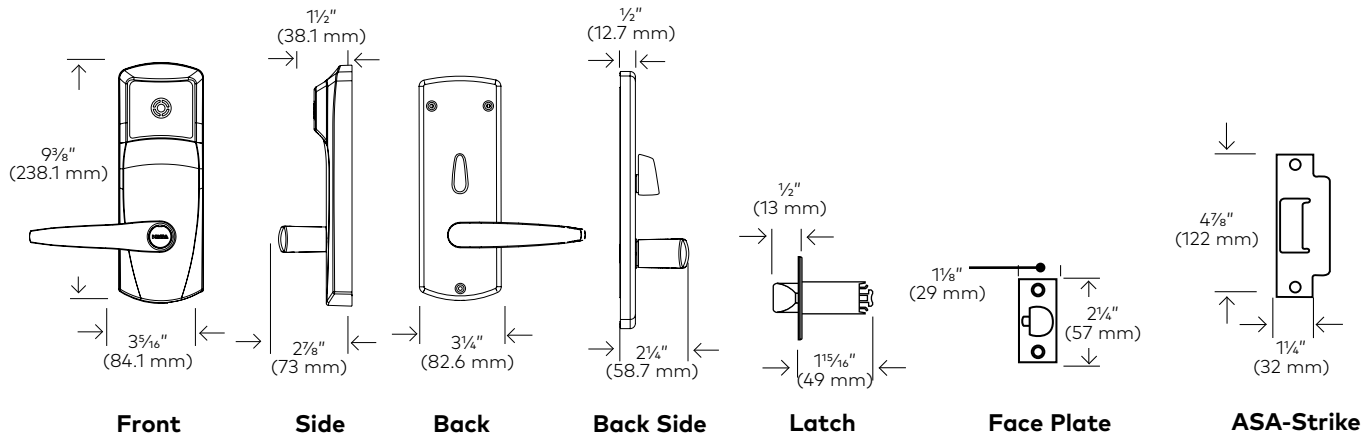
ESM Faceplate and Strike - Handing	
Mortise face plates are not included with Slim Mortise. To order see below.	
1 3/16" (20 mm) round face plate with deadbolt cutout	128/508593-D626
without deadbolt cutout	128/508593-0626
2 9/32" (23 mm) round face plate with deadbolt cutout	128/508595-D626
without deadbolt cutout	128/508595-0626
1 3/16" (20 mm) square face plate with deadbolt cutout	128/508594-D626
without deadbolt cutout	128/508594-0626
7 1/4" (180 mm) Strike with deadbolt Universal	041-510141-630K

Note: Gala and Elecon lever only available with electronic override

Note: * For doors greater than 2 1/2" (63 mm) order a thick door kit in Lock Accessories Miscellaneous section.
 ** Use short return levers when moldings are within 4 1/2" (11cm) and 8" (20.32cm) from the edge of the door
 *** Levers E & G - Electronic override only, Lever E requires handing
 **** Locks are assembled "Right-Hand" and may be field reversed for Left-Hand doors.
 Locks equipped with Zigbee (online) should be configured with DAJ mortise. Some listed lever options are not available in all finishes

Saflok RT RFID

Ordering RT Series (Cylindrical Lock***)



Standard Model (Example)

7	9	S	1	5	0	2	1	E	F	3	0	-	6	2	6
Model				Locking Device		Lever Type		Override	Handing	Version	Bluetooth		Finish		

Build the model number with the desired options

7	9					2			F	3		-			
Model				Locking Device		Lever Type		Override	Handing	Version	Bluetooth		Finish		

Model	Locking Device		Lever Type	Override	Handing	Version	Bluetooth	Finishes
Utility	2 3/4" (70 mm) Backset							
79S1	50	2	1	E	F****	3	0	622
Standalone	2 3/4" (70 mm) Backset with 1/2" (13 mm) latch. Thumbturn is on inside escutcheon for privacy but can be disabled	Exterior locks supplied with gasket for outside escutcheon	Long/Long Front Back	Electronic	Dual Handing left hand, right hand (L & R), Left Hand Reverse, Right Hand Reverse (X & Y) (Assembled RH)	Contactless Reader	No BLE	Black
79R1	54	T	2**	K			1	626
Messenger Ready	2 3/8" (60 mm) Backset with 1/2" (13 mm) latch. Thumbturn is on inside escutcheon for privacy but can be disabled	Residence mode, includes gasket	Short/Short Front Back	Mechanical key cylindrical Lori universal (1539) key-in-knob OR Mechanical recodable key cylinder Must specify on lock order which type of key cylinder is required			BLE Ready	Satin Chrome
79Z1			E***				2	606
Messenger Online			Eleven Lever Front Back				BLE Enabled	Satin Brass
79Y1			G***				H	U26
Europe, Asia			Gala Lever Front Back				BLE Hilton (only for Hilton properties)	Ultra Satin Chrome
79Q1			8					
International			Long/Long Inside at 45° Front Back					
79W1			H**					
Incom RF			Short/Short Inside at 45° Front Back					

Note: * For doors greater than 2 1/2" (63 mm) order a thick door kit in Lock Accessories Miscellaneous section.

** Use short return levers when moldings are within 4 1/2" (11cm) and 8" (20.32cm) from the edge of the door

*** Levers E & G - Electronic override only, Lever E requires handing

**** Locks are assembled "Right-Hand" and may be field reversed for Left-Hand doors.

Locks equipped with Zigbee (online) should be configured with DAJ mortise. Some listed lever options are not available in all finishes

Legacy Perimeter Access



Exit Device Operators

Overview

dormakaba offers a series of exit device hardware that is compatible with mechanical and electrical applications. This hardware is manufactured for the most demanding access/egress applications.

Vertical Rod Exit Device:

The Dorma 9400 series is a surface- mounted vertical rod exit device with a modern touch bar design.

Rim Exit Device:

The Dorma 9300 series is a single-point rim latch with a modern touch bar design.

dormakaba Panic Bar Locks:

Combining the Best Features – Inside and Out

- Easy-to-install mechanical interface eliminates the need for an electrician
- No wires running through the door, frame, or hinges
- Self-contained battery allows up to 50,000 or up to 3 years for Confidant RFID
- Auditable entries
- Auto latch/unlatch feature makes manual dogging unnecessary
- UL fire rated (optional)

Dorma 9300 Series Rim Exit Device

Dorma 9400 Series Vertical Rod Exit Device

Hand	Non-handed
Stock	36" door width (standard); 48" door width available at an upcharge
Door Types	Wood, hollow metal, fiberglass, or aluminum
Door Requirements	Fits standard 1 3/4" - 2 1/4" doors
Mounting height	40" above finished floor
Stile Width	4 5/8" with standard 99 strike 4 1/8" with optional 98 strike
Latch Bolts	Stainless steel dead-locking; Pullman-type top latch
Finishes*	Bright Brass Satin Brass Bright Stainless Steel Satin Stainless Steel
Other panic bar options available	
*Check availability of finish for corresponding lock	



Available locks



Confidant RFID

Ilco 790

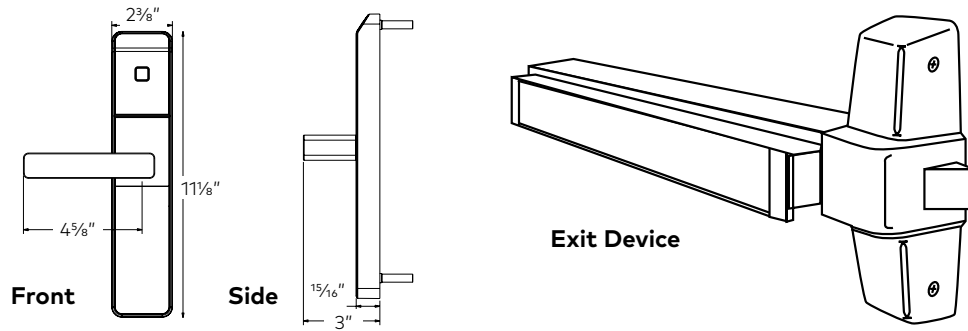
Ilco 770

Ilco 760

Ilco Solitaire 710-II

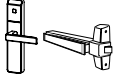
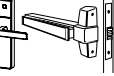



Exit Device Operator-Confidant RFID

Based on the customer supplied options below
Ordering (Available in North America only)



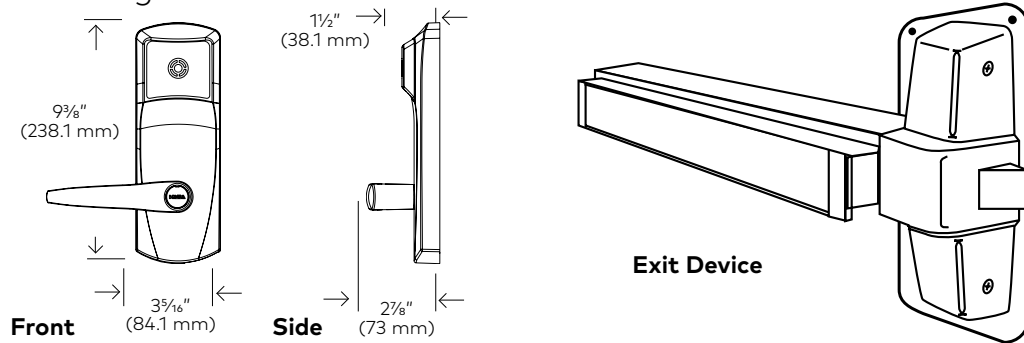
Standard Model Number - Exit Device Operator - NA (Example)									
C	N	00	0	-	1	7	S	R	1 - C
Lock Model		Bluetooth			Installation Options				Finish

Build the model number with the required options									
C		00		-					
Lock Model		Bluetooth			Installation Options				Finish

Lock Model		Bluetooth		Installation Options				Finish	
Confidant RFID (Fixed value)	System	Operating System	Bluetooth	Model	Type of Exit Device	Outside Lever	Handing	Door Thickness	Finish
C	N Ilco 3 Dummy Trim	00 FDU/ ATLAS	0 No BLE 1 BLE Ready 2 BLE Enabled H Hilton BLE (Only for Hilton properties)	1 Rim Operator Device Outdoor front lock housing. Includes Dorma exit device.	7 Dorma 9300 	S Short Return L Long Return	R Right L Left	1 1 3/4" - 2" (46-53mm) 2 >2" - 2 1/4" (53-57mm) Return	C Satin Chrome E Satin Chrome Exterior U Satin Chrome Oceanfront B Satin Brass H Satin Brass Exterior
				2 Mortise Operator Outdoor front lock housing. Exit device not included.	0 Von Duprin 9875, 9975EO-F A Arrow S3908, S1908 7 Dorma 9500, F9500 				
				3 Rim Operator Outdoor front lock housing. Exit device not included.	0 Von Duprin 98/99 EO-F 1 Arrow S3888 2 Yale 7100-36 5 Precision 21, FL21 6 Detex 10, FL10 7 Dorma 9300/F9300 8 Arrow S1808, S3808 9 Detex V40 H Hager 4500 C Corbin Russwin ED5200 M Monarch 18-R*F18-R 				
				4 Vertical Rod Surface Mount Operators Outdoor front lock housing. Exit device not included.	0 Von Duprin 9827, 9927EO-F 1 Arrow S3708, A1708 2 Yale 7170 5 Precision 22, FL22 6 Detex 20, FL20 7 Dorma 9400/F9400 C Corbin Russwin ED5400 H Hager 4500 				
				5 Vertical Rod Concealed Operators Outdoor front lock housing. Exit device not included.	0 Von Duprin 9847, 9947EO-F 7 Dorma 9100/F9100 2 Yale 7160 				

Exit Device Operator-Model 79E

Compatible with 770, Generation E-760, Solitaire 710-II/710 Series, System 700 lock and FDU or ATLAS - Ordering

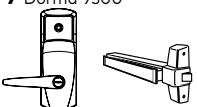

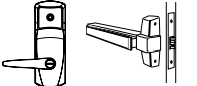



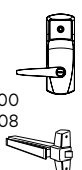
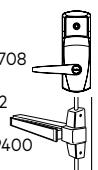



Standard Model (Example)

7	9	E	1	7	1	1	K	N	6	0	1 - 6	2 6
Model				Type of Exit Device	RFID	Lever	Override	Handing	Version	Bluetooth	Door Thickness	Finish

Build the model number with the desired options

7	9	E			1			N	6			-			
Model				Type of Exit Device	RFID	Lever	Override	Handing	Version	Bluetooth	Door Thickness		Finish		

Model	Type of Exit Device	Lever Type	Override	Handing	Version	Bluetooth	Door Thickness	Finishes
79E1 Rim Operator Device Outdoor front lock housing. Includes Dorma exit device.	7 Dorma 9300 	1 Long/Front 	E Electronic K Mechanical key cylindrical Lori Universal (1539) key-in-knob OR Mechanical recordable key cylinder key-in-knob * Must specify on lock order which type of key cylinder is required	N Dual Handing X** Left Hand Reverse Y** Right Hand Reverse ** For Elevon lever or vertical rod surface mount with BLE	6 Contactless Reader	0 No BLE 1 BLE Ready 2 BLE Enabled H Hilton BLE (Only for Hilton properties)	1 1 1/4" - 2" (46-53 mm) 2 > 2" - 2 1/4" (53-57 mm) For door thickness 2 (> 2" - 2 1/4") 10 weeks lead time required.	626 Satin Chrome 606 Satin Brass U26 Satin Chrome Supreme Finish
79E2 Mortise Operators Outdoor front lock housing. Exit device not included.	0 Von Duprin 9875,9975EO-F A Arrow S3908,S1908 	2 Short/Front  E Elevon (specify handing)  G Gala 						
79E3* Rim Operators Outdoor front lock housing. Exit device not included.	0 Von Duprin 98/99 EO-F 1 Arrow S3888 2 Yale 7100-36 5 Precision 21,FL21 6 Detex 10, FL10 7 Dorma 9300/F9300 8 Arrow S1808,S3808 9 Detex V40 H Hagar 4500 							
79E4* Vertical Rod Surface Mount Operators Outdoor front lock housing. Exit device not included.	0 Von Duprin 9827,9927EO-F 1 Arrow S3708,S1708 2 Yale 7170 5 Precision 22,FL22 6 Detex 20, FL20 7 Dorma 9400/F9400 H Hagar 4500 S Sargent 8710 							
79E5 Vertical Rod Concealed Operators Outdoor front lock housing. Exit device not included.	0 Von Duprin 9847,9947EO-F 2 Yale 7160 7 Dorma 9100/F9100  <small>Rods are inside the door.</small>							

Exit Device Operator

- Operates like the 790 Series lock
- Allows exit doors equipped with panic devices to act as controlled entrances
- Weight: 3 lbs (1.3 kg)
- Minimum door style required 5" (127 mm)
- Supplied with gasket kit for exterior doors
- All fitted with Adaptor Plate

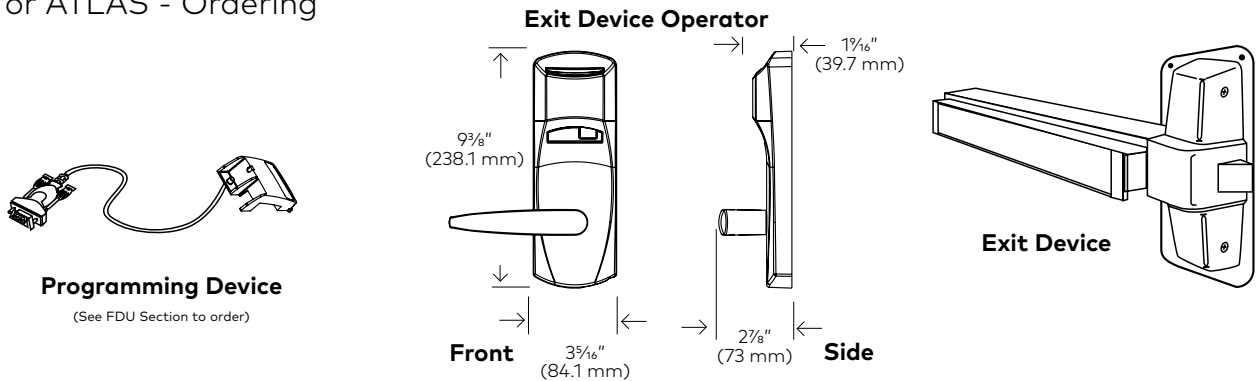
Exit Device

- Stainless Steel Dorma Exit Devices. Two finishes available: Satin Chrome and Satin Brass
- Satin Brass Exit Device supplied with Satin Brass lock operator

* For compatibility with Arrow S3808, S1808, S3708, S1708 order square spindle to cross-point spindle adapter (part# 032-511055).

Exit Device Operator-Model 750

Compatible with 770, Generation E-760, Solitaire 710-II/710 Series, System 700 lock and FDU or ATLAS - Ordering



Standard Model (Example)																		
<div>7</div>	<div>5</div>	<div>1</div>		<div>7</div>		<div>3</div>	<div>1</div>	-	<div>K</div>		<div>N</div>	<div>4</div>		<div>1</div>	-	<div>6</div>	<div>2</div>	<div>6</div>
Model				Type of Exit Device		Track	Lever		Override		Handing	Version		Door Thickness		Finish		
Build the model number with the desired options																		
<div>7</div>	<div>5</div>	<div></div>		<div></div>		<div>1</div>	<div></div>	-	<div></div>		<div>N</div>	<div>4</div>		<div></div>	-	<div></div>	<div></div>	<div></div>
Model				Type of Exit Device		Track	Lever		Override		Handing	Version		Door Thickness		Finish		

Model	Type of Exit Device	Lever Type	Override	Handing	Version	Door Thickness	Finishes
751 Rim Operator Device Outdoor swipe front lock housing. Includes Dorma exit device.	7 Dorma 9300	1 Long/Front	E Electronic K Mechanical key cylindrical Lori Universal (1539) key-in-knob OR Mechanical recordable key cylinder key-in-knob * Must specify on lock order which type of key cylinder is required	N Dual Handing	4 Thrift & Ilco Format Reader	1 1 3/4" - 2" (46-53 mm) 2 > 2" - 2 1/4" (53-57 mm) For door thickness 2 (> 2" - 2 1/4") 10 weeks lead time required.	626 Satin Chrome 606 Satin Brass 827 Chrome Supreme Finish
752 Mortise Operators Outdoor swipe front lock housing. Exit device not included.	0 Von Duprin 9875,9975EO-F A Arrow S3908,S1908	2 Short/Front					
753* Rim Operators Outdoor swipe front lock housing. Exit device not included.	0 Von Duprin 98/99 EO-F 1 Arrow S3888 2 Yale 7100-36 5 Precision 21, FL21 6 Detex 10, FL10 7 Dorma 9300/F9300 8 Arrow S1808, S3808 9 Detex V40 H Hagar 4500	3					
754* Vertical Rod Surface Mount Operators Outdoor swipe front lock housing. Exit device not included.	0 Von Duprin 9827,9927EO-F 1 Arrow S3708,S1708 2 Yale 7170 5 Precision 22,FL22 6 Detex 20, FL20 7 Dorma 9400/F9400 H Hagar 4500 S Sargent 8710	0 Dummy Trim					
755 Vertical Rod Concealed Operators Outdoor swipe front lock housing. Exit device not included.	0 Von Duprin 9847, 9947EO-F 2 Yale 7160 7 Dorma 9100						

Exit Device Operator

- Operates like the 770 Series lock
- Allows exit doors equipped with panic devices to act as controlled entrances
- Weight: 3 lbs (1.3 kg)
- Minimum door style required 5" (127 mm)
- Supplied with gasket kit for exterior doors.

Exit Device

- Stainless Steel Dorma Exit Devices. Two finishes available: Satin Chrome and Satin Brass.
- Satin Brass Exit Device supplied with Satin Brass lock operator.

* For compatibility with Arrow S3808, S1808, S3708, S1708 order square spindle to cross-point spindle adapter (part# 032-511055).

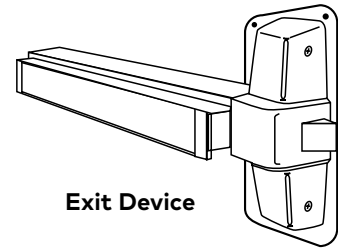
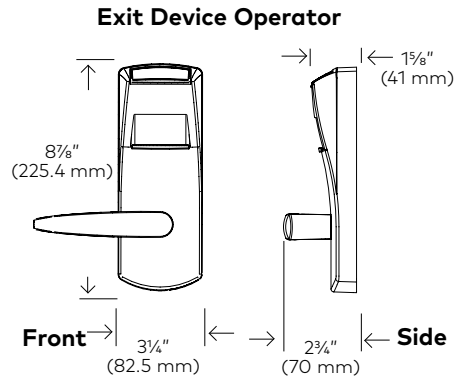
Exit Device Operator-Model 730

Compatible with Generation E-760, Solitaire 710-II/710 Series, System 700 lock and FDU or ATLAS - Ordering



Programming Device

(See FDU Section to order)



Exit Device

Standard Model (Example)

7	3	1	7	3	1	-	K	N	4	1	-	6	2	6
Model	Type of Exit Device	Track	Lever	Override	Handing	Version	Door Thickness	Finish						

Build the model number with the desired options

7	3		1		-		N	4		-				
Model	Type of Exit Device	Track	Lever	Override	Handing	Version	Door Thickness	Finish						

Model	Type of Exit Device	Track	Lever Type	Override	Handing	Version	Door Thickness	Finishes
731 Rim Operator Device Outdoor swipe front lock housing. Includes Dorma exit device.	7 Dorma 9300 	1 2 3 0	1 Long/Front 	E Electronic K Mechanical key cylindrical Lori Universal (1539) key-in-knob OR Mechanical recordable key cylinder key-in-knob * Must specify on lock order which type of key cylinder is required	N Dual Handing	4 Thrift & Ilco Format Reader	1 1 3/4" - 2" (46-53 mm) 2 > 2" - 2 1/4" (53-57 mm) For door thickness 2 (> 2" - 2 1/4") 10 weeks lead time required.	626 Satin Chrome 606 Satin Brass 827 Chrome Supreme Finish
732 Mortise Operators Outdoor swipe front lock housing. Exit device not included.	0 Von Duprin 9875,9975EO-F A Arrow S3908,S1908 		2 Short/Front 					
733* Rim Operators Outdoor swipe front lock housing. Exit device not included.	0 Von Duprin 98/99 EO-F 1 Arrow S3888 2 Yale 7100-36 5 Precision 21, FL21 6 Detex 10, FL10 7 Dorma 9300/F9300 8 Arrow S1808, S3808 9 Detex V40 H Hagar 4500 		0 Dummy Trim					
734* Vertical Rod Surface Mount Operators Outdoor swipe front lock housing. Exit device not included.	0 Von Duprin 9827,9927EO-F 1 Arrow S3708,S1708 2 Yale 7170 5 Precision 22,FL22 6 Detex 20, FL20 7 Dorma 9400/F9400 H Hagar 4500 S Sargent 8710 							
735 Vertical Rod Concealed Operators Outdoor swipe front lock housing. Exit device not included.	0 Von Duprin 9847, 9947EO-F 2 Yale 7160 7 Dorma 9100 							

Exit Device Operator

- Operates like the 760 Series lock
- Allows exit doors equipped with panic devices to act as controlled entrances
- Weight: 3 lbs (1.3 kg)
- Minimum door style required 5" (127 mm)
- Supplied with gasket kit for exterior doors.

Exit Device

- Stainless Steel Dorma Exit Devices. Two finishes available: Satin Chrome and Satin Brass.
- Satin Brass Exit Device supplied with Satin Brass lock operator.
- * For compatibility with Arrow S3808, S1808, S3708, S1708 order square spindle to cross-point spindle adapter (part# 032-511055).

Exit Device Operator

- Operates like the 760 Series lock
- Allows exit doors equipped with panic devices to act as controlled entrances
- Weight: 3 lbs (1.3 kg)
- Minimum door style required 5" (127 mm)
- Supplied with gasket kit for exterior doors.

Exit Device

- Stainless Steel Dorma Exit Devices. Two finishes available: Satin Chrome and Satin Brass.
- Satin Brass Exit Device supplied with Satin Brass lock operator.
- * For compatibility with Arrow S3808, S1808, S3708, S1708 order square spindle to cross-point spindle adapter (part# 032-511055).

Exit Device Operator-Model 720-II

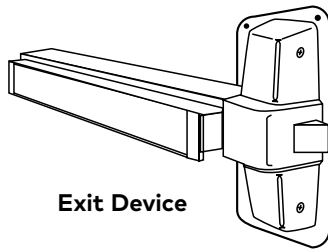
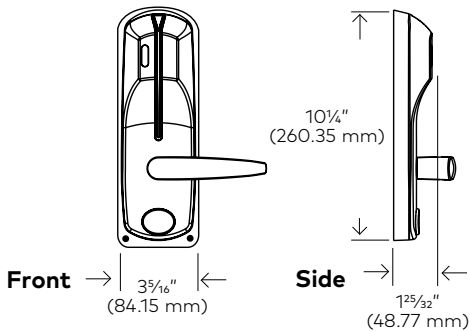
Compatible with Solitaire 710-II/710 Series, System 700 lock and FDU or ATLAS - Ordering

Exit Device Operator



Programming Device

See FDU or ATLAS Section to order.
(Same as 710-II)



Exit Device

Standard Model (Example)

7	2	1	7	3	1	-	K	F	3	1	A	6	2	6
Model	Type of Exit Device	Track	Lever	Override	Handing	Version	Door Thickness	Type	Finish					

Build the model number with the desired options

7	2								3		A			
Model	Type of Exit Device	Track	Lever	Override	Handing	Version	Door Thickness	Type	Finish					

Model	Type of Exit Device	Track	Lever Type	Override	Handing	Version	Door Thickness	Type	Finishes
721 Rim Operator Device Outdoor swipe front lock housing. Includes Dorma exit device.	7 Dorma 9300 	1	1 Long/Front 	E Electronic K Mechanical key cylindrical Lori Universal (1539) key-in-knob in lever B Best adaptor	F Dual handing X Left Hand Reverse (Yale only) Y Right Hand Reverse (Yale only) (See page 5 for handing information)	3 Thrift & Ilco Format Reader	1 1 1/4" (45 mm) 2 1 1/8" (48 mm) 3 2" (51 mm) 4 2 1/8" (54 mm) 5 2 1/4" (57 mm) V *Variables * To be used when door thickness is greater than 2 1/2" 66 mm)	A Standard Plated	626 Satin Chrome 606 Satin Brass 827 Chrome Supreme Finish
722 Mortise Operators Outdoor swipe front lock housing. Exit device not included.	0 Von Duprin 9875,9975EO-F A Arrow S3908,S1908 	2	2 Short/Front 						
723 Rim Operators Outdoor swipe front lock housing. Exit device not included.	0 Von Duprin 98/99 EO-F 1 Arrow S3888 2 Yale 7100-36 5 Precision 21, FL21 6 Detex 10, FL10 7 Dorma 9300/F9300 	3							
724 Vertical Rod Surface Mount Operators Outdoor swipe front lock housing. Exit device not included.	0 Von Duprin 9827,9927EO-F 1 Arrow S3708,S1708 5 Precision 22,FL22 6 Detex 20, FL20 7 Dorma 9400/F9400 								
725 Vertical Rod Concealed Operators Outdoor swipe front lock housing. Exit device not included.	0 Von Duprin 9847, 9947EO-F 								

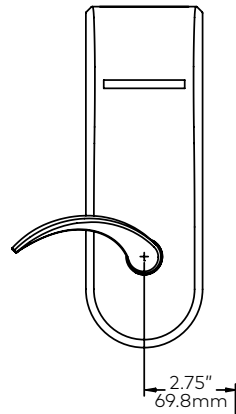
Exit Device Operator

- Operates like the Solitaire 710-II lock
- Allows exit doors equipped with panic devices to double as controlled entrances
- Minimum door style required 5" (127 mm)
- Supplied with gasket kit for exterior doors.

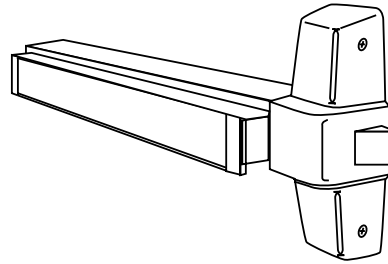
Exit Device

- Stainless Steel Dorma Exit Devices. Two finishes available: Satin Chrome and Satin Brass.
- Satin Brass Exit Device supplied with Satin Brass lock operator.
- For compatibility with Arrow S3808, S1808, S3708, S1708 order square spindle to cross-point spindle adapter (part# 032-511055).

Saflok ädəse Exit Device



ədəse Front



Exit Device

Standard model number (Continue building the model number to the right)

Model	Version	Panic Device	Device Type	Communication	Application
<div>P</div> <div>X</div> <div>T</div>	<div>3</div>	-	<div>O</div>	<div>N</div> <div>Primary</div> <div>N</div> <div>Secondary</div>	<div>O</div>

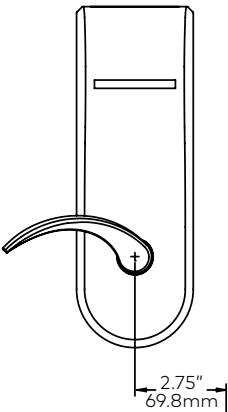
Build the model number with the desired options (Continue building the model number to the right)

Model			Version	Panic Device	Device Type	Communication		Application
P	X	T	3	-				
						Primary	Secondary	

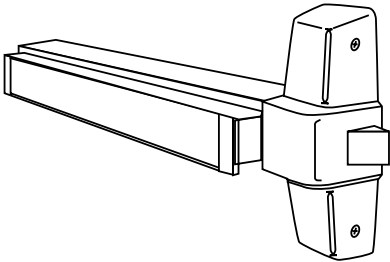
Model	Version	Panic Device	Device Type	Communication		Application
				Primary	Secondary	
PXT äðese Exit Device	3	A AEB4200R Series* (Rim Only) B Detex (Advantex) 10 Series (Rim Only)* C Detex (Advantex) 20 Series (Vert Only)* D Dorma 9300 (Rim Only) E Dorma 9400 (Vert Only) F Falcon 25 Series (Rim Only) G Phi Series FI21* (Rim Only) H Phi Series FI22* (Vert Only) J Sargent 8713* (Vert Only; Square Spindle) K Sargent 8715* (Vert Only; Bladed Spindle) L Sargent 8888F* (Rim Only) M Von Duprin 88 N Von Duprin 98 P Von Duprin 99 Q Yale 2100 Series* R Yale 7100 Series* S Hager 4500 Series*	O No Bar Rim Devices: 1 Rim 36" Std Bar 2 Rim 36" Fire Rated Bar 3 Rim 48" Std Bar 4 Rim 48" Fire Rated Bar Vertical Rod Devices: 5 Vertical 36" Std Bar 6 Vertical 36" Fire Rated Bar 7 Vertical 48" Std Bar 8 Vertical 48" Fire Rated Bar	N No Primary X Primary Ready A Zigbee N. America (158mW) B Zigbee Europe / Asia (10mW) C Zigbee International (87mW) D Inncom RF E Crestron F Telkonet	N No Secondary	O Interior E Exterior

Note: this product is discontinued. However it will still be supported.
 Note: *Bar not offered

Saflok ädəse Exit Device



ədəse Front



Exit Device

Standard model number (Continued)								
Lever	Handing	Door Size	Optional Adjustment	Packout	Finish			
A	O	L	A	N	O	O	S	B
Type	Position	Thickness	Height/Offset	Outside	Inside			

Build the model number with the desired options (Continued)								
Lever	Handing	Door Size	Optional Adjustment	Packout	Finish			
<input type="checkbox"/>	<input type="checkbox"/>	<input type="checkbox"/>	<input type="checkbox"/>	<input type="checkbox"/>	<input type="checkbox"/>	<input type="checkbox"/>	<input type="checkbox"/>	<input type="checkbox"/>
Type	Position	Thickness	Height/Offset	Outside	Inside			

Lever		Handing	Door Size		Optional Adjustment		Packout	Finish
Type	Position		Thickness	Height/Offset	Outside	Inside		
A Arc	O Standard	L Left Hand	A 1.75" (44mm)	N Standard	O Standard	O Standard	O Standard	BB Bright Brass
C Continental		R Right Hand	B 1.38" (35-40mm)	B 8' Door (Vert)		D Dummy	B Ocean Shipment	BC Bright Chrome
E Eleven			C 2.00" (51mm)	C 9' Door (Vert)				BK Black
G Gala			D 2.25" (57mm)	D 10' Door (Vert)				OZ Dark Mahogany
K Regal Knob			E 2.38" (60mm)					SC Satin Chrome
P Apogee			F 2.50" (63.5mm)					SN Satin Nickel
T Troy			G 2.87"-3.00" (73-76mm)					SB Satin Brass
			H 3.03" (77mm)					Knob Only
			J 3.35" (85mm)					Available in BB, BS, SB, SS
			K 3.90" (100mm)					*Continental Not Available In SN
			*Any door thickness above 1.75 will require engineering approval and possible custom parts					*Only SC, BC, OZ, and BK approved for exterior application

Note: *Bar not offered Note: this product is discontinued. However it will still be supported.

Ilco RAC 4 / 4XT

Ordering

RAC 4

Standard Model (Example)

C	7	2	S	—	7	A	N	C	1	—	1	S	C	0
Series	Configuration	Reader 1	Cable Length	Reader 2	Track	Power Supply	Mounting	Finish	Bluetooth					

Build the model number with the desired options

C	7	2	S	—			N		1	—				
Series	Configuration	Reader 1	Cable Length	Reader 2	Track	Power Supply	Mounting	Finish	Bluetooth					

Series	Configuration	Reader Devices				Power Supply		*Contactless Reader		
		Reader 1	Cable Length	Reader 2	Track			Mounting	Finish	Bluetooth
C72	S Single Reader	6 Swipe Reader 4 Insert Reader 7 Contactless Reader	A 15 ft. Std. B 25 ft. C 50 ft. D 75 ft. E 100 ft.	N None Available only on RAC 4XT	2 Track 2 3 Track 3 C Contactless	1 1 North America 2 International		S Surface mount F Flush mount G** Gang Box (USA & Canada Only) N Narrow Stile	C Satin Chrome B Satin Brass	0 Standard 2 Enabled H Hilton (not on surface mount) (only for Hilton properties)

RAC 4XT

Standard Model (Example)

C	7	3	D	—	7	A	N	C	1	—	1	B	S	A	S	C	0
Series	Configuration	Reader 1	Cable Length	Reader 2	Track	Power Supply	Battery Backup	Rem. Prog. Int.	Relay Exp.	Mounting	Finish	Bluetooth					

Build the model number with the desired options

C	7	3	D	—				1	—								
Series	Configuration	Reader 1	Cable Length	Reader 2	Track	Power Supply	Battery Backup	Rem. Prog. Int.	Relay Exp.	Mounting	Finish	Bluetooth					

Series	Configuration	Reader Devices				Power Supply	Battery Backup	Rem. Prog. Int.	Relay Exp.	*Contactless Reader		
		Reader 1	Cable L.	Reader 2	Track					Mounting	Finish	Bluetooth
C73	D Two Reader Ready	6 Swipe Reader 4 Insert Reader 7 Contactless Reader	A 15 ft. Std. B 25 ft. C 50 ft. D 75 ft. E 100 ft.	6 Swipe Reader 4 Insert Reader 7 Contactless Reader N None	3 2 C Contactless	1 1 North America 2 International	N None Optional B With Battery P Battery Ready (Battery not included)	N None Optional S Single Box	N None Optional A 8 Relays	S Surface mount F Flush mount G** Gang Box (USA & Canada Only) N Narrow Stile	C Satin Chrome B Satin Brass	0 Standard 2 Enabled H Hilton (not on surface mount) (only for Hilton properties)

* Contactless reader only. Does not apply to swipe reader.

** Gang Box is not Rohs compatible

Ilco RAC 4 / 4XT

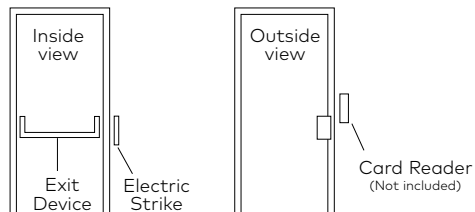
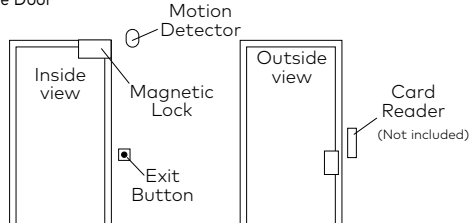
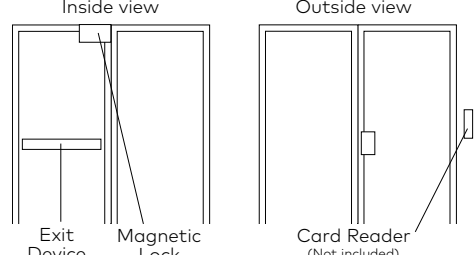
Door Hardware Kit - Ordering

Build the product number vertically by selecting the features and options you need.

For single doors with adequate depth (1¹/₄" - 43 mm), the electric strike configuration is suggested.

The Remote Access Controller and the Reader are not included.

Standard Model (Example)												
D	K	1	—	S	J	Y	—	4	5	—	S	A
Inside /Outside View				Locking Device	Exit Device	Handing		Length			Finish	
Build the model number with the desired options												
D	K		—				—			—		
Inside /Outside View				Locking Device	Exit Device	Handing		Length			Finish	

Inside/Outside view	Locking Device	Exit Device	Handing	Length	Finish
1 Single Door 	S HES 7000-783 Electric Strike includes 3/4" faceplate T HES7000-783 electronic strike 1/2" faceplate	J Jackson 1095 Exit Device	X Left Hand Reverse Y Right Hand Reverse	45 Exit Device 45 inches	SA Sprayed Aluminum Optional SB Sprayed Brown
2 Single Door 	M Magnetic Lock 8310	M Motion Detector 6179 Exit Button Conford 918N	N N/A	00 None	SA Magnetic Lock Sprayed Aluminum
3 Double Doors (Single Door Active) 	M Magnetic Lock 8310	P Push Bar Pannex 120SS-1 Door Loop	N N/A	36 Push Bar 36 inches Optional 48 Push Bar 48 inches	SA Push Bar only Sprayed Aluminum Optional SB Sprayed Brown

Ilco RAC 4 / 4XT

Door Hardware Kit - Ordering

Build the product number vertically by selecting the features and options you need.

For single doors with adequate depth (1¹/₁₆" - 43 mm), the electric strike configuration is suggested.

The Remote Access Controller and the Reader are not included.

Standard Model (Example)								
<div><div>D</div><div>K</div><div>1</div></div>	–	<div><div>S</div></div>	<div><div>J</div></div>	<div><div>Y</div></div>	–	<div><div>4</div><div>5</div></div>	–	<div><div>S</div><div>A</div></div>
Inside /Outside View		Locking Device	Exit Device	Handing		Length		Finish
Build the model number with the desired options								
<div><div>D</div><div>K</div><div></div></div>	–	<div><div></div></div>	<div><div></div></div>	<div><div>Y</div></div>	–	<div><div></div><div></div></div>	–	<div><div></div><div></div></div>
Inside /Outside View		Locking Device	Exit Device	Handing		Length		Finish
Inside/Outside view		Locking Device	Exit Device	Handing	Length	Finish		
<div>4</div> <div>Double Doors (Both Doors Active)</div> <div>RAC 4XT ONLY</div> <div><div><div>Inside view</div><div><div><div></div><div></div></div><div>Magnetic Locks</div><div><div>Exit Device</div><div>Exit Device</div></div></div><div><div>Outside view</div><div><div><div></div><div></div></div><div>Card Reader (Not included)</div></div></div></div></div>		<div>M</div> <div>Magnetic Lock (2)</div> <div>8310</div> <div><div>D</div><div>Double Magnetic Lock 8320</div></div>	<div>P</div> <div>Push Bar (2)</div> <div>Pannex 120SS-1</div> <div>2 Door Loops</div>	<div>N</div> <div>N/A</div>	<div>36</div> <div>Push Bar</div> <div>36 inches</div> <div>Optional</div> <div><div>48</div><div>Push Bar</div><div>48 inches</div></div>	<div>SA</div> <div>Push Bar only</div> <div>Sprayed Aluminum</div> <div>Optional</div> <div><div>SB</div><div>Sprayed Brown</div></div>		
<div>5</div> <div>Double Doors (Both Doors Active)</div> <div>RAC 4XT ONLY</div> <div><div><div>Inside view</div><div><div><div></div><div></div></div><div>Motion Detector</div><div>Magnetic Locks</div><div><div>Exit Button</div></div></div><div><div>Outside view</div><div><div><div></div><div></div></div><div>Card Reader (Not included)</div></div></div></div></div>		<div>M</div> <div>Magnetic Lock (2)</div> <div>8310</div> <div><div>D</div><div>Double Magnetic Lock 8320</div></div>	<div>M</div> <div>Motion Detector 6179</div> <div>Exit Button Conford 918N</div>	<div>N</div> <div>N/A</div>	<div>00</div> <div>None</div>	<div>SA</div> <div>Magnetic Lock</div> <div>Sprayed Aluminum</div>		

Ilco RAC 4 / 4XT

Accessories

Item	Part#	
Magnetic Lock (Rutherford 8310) 1500 lb holding force / Surface mounted Dual Voltage 12 VDC/24 VDC 1 $\frac{5}{8}$ "(D) x 2 $\frac{5}{8}$ "(W) x 10 $\frac{1}{2}$ " (L) / (4.1 cm D x 6.7 cm W x 26.7 cm L) Weight: 11 lbs (5.0 kg)	504631 (Sprayed Aluminum)	
For Outdoor or Swimming Pool Applications order 019-511973		
Dual Magnetic Lock (Rutherford 8320) Top Jamb "Z" Bracket Kit Can be needed to mount the magnetic lock	030-514689 030-511843	
Push Bar (Pannex 120A SS-1) SPDT switch rated 5A, 250Vac / UL listed 34 $\frac{3}{8}$ " (87 cm) fit door ranging from 22" to 35" (56 to 89 cm) wide Weight: 10 lbs (4.5 kg)	504440-SA (Sprayed Aluminum)	
Push Bar (Pannex L120A SS-1) SPDT switch rated 5A, 250Vac / UL listed, not for fire rated doors 46 $\frac{3}{8}$ " (118 cm) long for door ranging from 28" to 47" (71 to 120 cm) wide Weight: 12 lbs (5.5 kg)	504440-SA-48 (Sprayed Aluminum)	
Exit Device (Jackson 1095) Extra heavy duty lever arms / Contoured cross bar Handed, non reversible / 45" (114.3 cm) long / Weight: 5 lbs (2.3 kg)	50465401626 (Sprayed Aluminum RHR) 50465501626 (Sprayed Aluminum LHR)	
Electric Strike (Rutherford 0161) for RIM Exit Devices For standard door, fail locked, satin stainless steel finish Accommodates Rim Mounted Exit Device with up to $\frac{5}{8}$ " throw latch bolt Non-Handed 12 VDC Current Draw 0.45 amps 24 VDC Current Draw 0.25 amps, UL Tested 9" x 1 $\frac{5}{8}$ " x 1 $\frac{1}{16}$ " / Weight 3 lbs (1.4 kg)	506367-SA	
For Satin Brass order 506381-40		
Flush Electric Strike (Rutherford 6514) For hollow metal door, or wood frame Field reversible 1 $\frac{1}{4}$ " x 4 $\frac{7}{8}$ " Ansi square corner satin stainless steel finish	051-507842	
Exit Button (Conford 918N) Tamper proof screws, Snap action switch element 1 $\frac{3}{4}$ " (44 mm) diameter button / 4 $\frac{3}{4}$ "(H) x 1 $\frac{5}{8}$ "(W) x 2"(D) (121 mm H x 41 mm W x 51 mm D) Weight: $\frac{1}{2}$ lbs (.23 kg)	031-511964 (Sprayed Aluminum)	
Motion Detector (Sentrol 6179) Operating voltage 12V DC Wall or corner mounting Range 45 ft (13.716 m) X 90° 3 $\frac{1}{16}$ "(H) x 2 $\frac{7}{8}$ "(W) x 2 $\frac{7}{16}$ "(D) (94 mm H x 73 mm W x 61 mm D) Weight: $\frac{1}{2}$ lbs (0.23 kg)	040-512401	
Weather Protection Cover for reader	032-510573	
dormakaba card reader retrofit (Upgrades to dormakaba card reader from Ilco card reader)	Stainless Steel/ Matt black plastic fascia Reversible	062-511383

Saflok QuantumII RFID Remote/ Elevator Control Unit (RCU/ECU)

Ordering

Standard Model (Example)												
Style	Version	Function	Relay/Mag Kit	Mount	Reader	Communication		Custom	Finish			
C Q R	2	R C	0	1	1	N	B	0	0	0	S B	S B
						Primary	Secondary	Reader	PCB	Packout	Faceplate	Reader

Build the model number with the desired options												
Style	Version	Function	Relay/Mag Kit	Mount	Reader	Communication		Custom	Finish			
C Q R	2							0	0			
						Primary	Secondary	Reader	PCB	Packout	Faceplate	Reader

Style	Version	Function	Relay/Mag Kit	Mount	Reader	Communication		Custom			Finish	
						Primary	Secondary	Reader	PCB	Packout	Faceplate	Reader
CQR QuantumII	2	RC RCU EC ECU (Messenger not an option)	0 Standard 1 relay	1 Surface (RCU Only 2 Flush	1 Single	N No Primary Messenger: (RCU Only) A Zigbee N. America (158mW) B Zigbee Europe / Asia (10mW) C Zigbee International (87mW) D Inncom RF E Crestron F Telkonet X Messenger Ready	B BLE Ready C BLE Enabled D Hilton BLE* *Hilton BLE only for Hilton Properties	0 Standard	0 Standard ECU: M MCC Personality	0 Standard B Ocean Shipping	Without Messenger: SB Satin Brass SC Satin Chrome OZ Dark Mahogany BB Bright Brass BC Bright Chrome BK Black With Messenger: BL Black BR Brown IV Ivory WH White:	SB Satin Brass SC Satin Chrome OZ Dark Mahogany BB Bright Brass BC Bright Chrome SN Satin Nickel AB Antique Brass BK Black

Magnet Kits												
CQR QuantumII	2	RC RCU	F PIR Sensor G Pushbar 36" Door H Pushbar 48" Door	1 Surface 2 Flush	1 Single Magnet 2 Dual Magnet	N No Primary Messenger: A Zigbee N. America (158mW) B Zigbee Europe / Asia (10mW) C Zigbee International (87mW) D Inncom RF E Crestron F Telkonet X Messenger Ready	B BLE Ready C BLE Enabled D Hilton BLE* *Hilton BLE only for Hilton Properties	0 Standard	0 Standard	0 Standard B Ocean Shipping	Without Messenger: SB Satin Brass SC Satin Chrome OZ Dark Mahogany BC Bright Chrome With Messenger: BL Black BR Brown IV Ivory WH White	SB Satin Brass SC Satin Chrome OZ Dark Mahogany BC Bright Chrome

Saflok QuantumII RFID Remote/ Elevator Control Unit (RCU/ECU)

Ordering

Screwless Kit

Standard Model (Example)

Style	Version	Function	Relay/Mag Kit	Mount	Reader	Communication	Custom	Finish
C Q R	2	R C	0	2	1	A B	0 0 0	B S S B
						Primary Secondary	Reader PCB Packout	Faceplate Reader

Build the model number with the desired options

Style	Version	Function	Relay/Mag Kit	Mount	Reader	Communication	Custom	Finish
C Q R	2	R C	0	2	1		0	
						Primary Secondary	Reader PCB Packout	Faceplate Reader

Style	Version	Function	Relay/Mag Kit	Mount	Reader	Communication		Reader	Custom		Finish	
						Primary	Secondary		PCB	Packout	Faceplate	Reader
CQR QuantumII	2	RC RCU	0 Standard 1 relay	2 Flush	1 Single	N No Primary	B BLE Ready	0 Standard	0 Standard	0 Standard	BS Black Screwless	SB Satin Brass
						Messenger: (RCU only)	C BLE Enabled			B Ocean Shipping	BT Brown Screwless	SC Satin Chrome
						A Zigbee N. America (158mW)	D Hilton BLE*				VS Ivory Screwless	OZ Dark Mahogany
						B Zigbee Europe / Asia (10mW)	*Hilton BLE only for Hilton Properties				WS White Screwless	BB Bright Brass
						C Zigbee International (87mW)					AL Almond Screwless	BC Bright Chrome
						D Inncom RF					GR Gray Screwless	SN Satin Nickel
						E Crestron					LA Light Almond Screwless	AB Antique Brass
						F Telkonet					BE Beige Screwless	BK Black
						X Messenger Ready					TP Taupe Screwless	
						H Zigbee G2 North America					SI Sienna Screwless	
						J Zigbee G2 Europe/Asia						
						K Zigbee G2 International						
						L Telkonet G2						
						*Only available with Zigbee G2						

Saflok QuantumII RFID Multi Channel Controller (MCC/EMCC)

Ordering

Standard Model (Example)												
Style	Version	Function	Relay/Mag Kit	Mount	Reader	Communication		Custom			Finish	
CQR	2	MC	1	2	1	N	B	0	0	0	S	B
						Primary	Secondary	Reader	PCB	Packout	Faceplate	Reader

Build the model number with the desired options												
Style	Version	Function	Relay/Mag Kit	Mount	Reader	Communication		Custom			Finish	
CQR	2			2				0	0			
						Primary	Secondary	Reader	PCB	Packout	Faceplate	Reader

Style	Version	Function	Relay/Mag Kit	Mount	Reader	Communication		Custom			Finish	
						Primary	Secondary	Reader	PCB	Packout	Faceplate	Reader
CQR QuantumII	2	MC MCC ME EMCC	MCC: 1 8 relay 2 12 relay EMCC: 3 16 relay 5 32 relay 6 48 relay 7 64 relay 8 80 relay 9 96 relay A 112 relay B 128 relay	2 Flush	1 Single 2 Dual	MCC: N No Primary 1 Go Far 2 Go Far International EMCC: 1 Go Far 2 Go Far International	B BLE Ready C BLE Enabled D Hilton BLE* *Hilton BLE only supports MFC with up to 12 channels and must be configured as a pass device. EMCC does not support Hilton BLE	0 Standard	0 Standard	0 Standard B Ocean Shipping	SB Satin Brass SC Satin Chrome OZ Dark Mahogany BB Bright Brass BC Bright Chrome BK Black	SB Satin Brass SC Satin Chrome OZ Dark Mahogany BB Bright Brass BC Bright Chrome SN Satin Nickel AB Antique Brass BK Black

*Hilton BLE only supports MFC with up to 12 channels and must be configured as a pass device.
EMCC does not support Hilton BLE

Saflok QuantumIII RFID Remote/Elevator Control Unit (RCU/ECU)

Ordering

Standard Model (Example)												
Style	Version	Function	Relay/Mag Kit	Mount	Reader	Communication		Custom	Finish			
C Q T	2	R C	0	1	1	N	B	0	0	0	S B	B K
						Primary	Secondary	Reader	PCB	Packout	Faceplate	Reader
Build the model number with the desired options												
Style	Version	Function	Relay/Mag Kit	Mount	Reader	Communication		Custom	Finish			
C Q T	2				1			0	0			B K
						Primary	Secondary	Reader	PCB	Packout	Faceplate	Reader
Style	Version	Function	Relay/Mag Kit	Mount	Reader	Communication		Custom			Finish	
						Primary	Secondary	Reader	PCB	Packout	Faceplate	Reader
CQT QuantumIII	2	RC RCU EC ECU (Messenger not an option)	0 Standard 1 relay	1 Surface (RCU Only) 2 Flush	1 Single	N No Primary Messenger: (RCU Only) A Zigbee N. America (158mW) B Zigbee Europe / Asia (10mW) C Zigbee International (87mW) D Inncom RF E Crestron F Telkonet X Messenger Ready	B BLE Ready C BLE Enabled D Hilton BLE* *Hilton BLE only for Hilton Properties	0 Standard	0 Standard	0 Standard B Ocean Shipping	Without Messenger: SB Satin Brass SC Satin Chrome OZ Dark Mahogany BB Bright Brass BC Bright Chrome BK Black With Messenger: BL Black BR Brown IV Ivory WH White	BK Black
Magnet Kits												
CQT QuantumIII	2	RC RCU	F PIR Sensor G Pushbar 36" Door H Pushbar 48" Door	1 Surface 2 Flush	1 Single Magnet 2 Dual Magnet	N No Primary Messenger: A Zigbee N. America (158mW) B Zigbee Europe / Asia (10mW) C Zigbee International (87mW) D Inncom RF E Crestron F Telkonet X Messenger Ready	B BLE Ready C BLE Enabled D Hilton BLE* *Hilton BLE only for Hilton Properties	0 Standard	0 Standard	0 Standard B Ocean Shipping	Without Messenger: SB Satin Brass SC Satin Chrome OZ Dark Mahogany BB Bright Brass BC Bright Chrome With Messenger: BL Black BR Brown IV Ivory WH White	BK Black

Saflok QuantumIII RFID Remote/Elevator Control Unit (RCU/ECU)

Ordering

Screwless Kit

Build the model number with the desired options

Style	Version	Function	Relay/Mag Kit	Mount	Reader	Communication	Custom	Finish
C Q	2	R C	0	2	1	N	0 0	0 0
						Primary Secondary	Reader PCB Packout	Faceplate Reader

Style	Version	Function	Relay/Mag Kit	Mount	Reader	Communication		Reader	Custom		Finish	
						Primary	Secondary		PCB	Packout	Faceplate	Reader
CQT QuantumIII	2	RC RCU	0 Standard 1 relay	2 Flush	1 Single	N No Primary Messenger: A Zigbee N. America (158mW) B Zigbee Europe / Asia (10mW) C Zigbee International (87mW) D Inncom RF E Crestron F Telkonet X Messenger Ready H Zigbee G2 North America J Zigbee G2 Europe/Asia K Zigbee G2 International L Telkonet G2 *Only available with Zigbee G2	B BLE Ready C BLE Enabled D Hilton BLE* *Hilton BLE only for Hilton Properties	0 Standard	0 Standard	0 Standard B Ocean Shipping	BS Black Screwless BT Brown Screwless VS Ivory Screwless WS White Screwless AL Almond Screwless GR Gray Screwless LA Light Almond Screwless BE Beige Screwless TP Taupe Screwless SI Sienna Screwless	BK Black

Saflok QuantumIII RFID Multi Channel Controller (MCC/EMCC)

Ordering

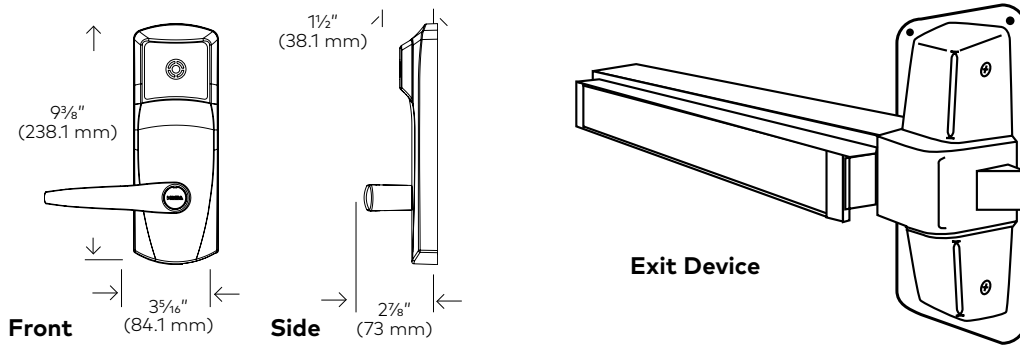
Standard Model (Example)																	
Style			Version	Function		Relay/Mag Kit	Mount	Reader	Communication		Custom			Finish			
C	Q	T	2	M	C	1	2	1	N	B	0	0	0	S	B	B	K
									Primary	Secondary	Reader	PCB	Packout	Faceplate		Reader	
Build the model number with the desired options																	
Style			Version	Function		Relay/Mag Kit	Mount	Reader	Communication		Custom			Finish			
C	Q	T	2				2				0	0			B	K	
									Primary	Secondary	Reader	PCB	Packout	Faceplate		Reader	

Style	Version	Function	Relay/Mag Kit	Mount	Reader	Communication		Reader	Custom	Packout	Finish	
						Primary	Secondary		PCB		Faceplate	Reader
CQT QuantumIII	2	MC MCC ME EMCC	MCC: 1 8 relay 2 12 relay EMCC: 3 16 relay 5 32 relay 6 48 relay 7 64 relay 8 80 relay 9 96 relay A 112 relay B 128 relay	2 Flush	1 Single 2 Dual	MCC: N No Primary 1 Go Far 2 Go Far International EMCC: 1 Go Far 2 Go Far International	B BLE Ready C BLE Enabled D Hilton BLE* *Hilton BLE only supports MFC with up to 12 channels and must be configured as a pass device. EMCC does not support Hilton BLE	0 Standard	0 Standard	0 Standard B Ocean Shipping	SB Satin Brass SC Satin Chrome OZ Dark Mahogany BB Bright Brass BC Bright Chrome BK Black	BK Black

*Hilton BLE only supports MFC with up to 12 channels and must be configured as a pass device.
EMCC does not support Hilton BLE

Saflok RT Panic Bar Trim

Ordering





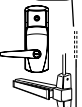


Standard Model (Example)

7	9	S	1	7	2	1	E	N	6	0	1	6	2	6
Model				Type of Exit Device	RFID	Lever	Override	Handing	Version	Bluetooth	Door Thickness Finish			

Build the model number with the desired options

7	9	S			2				6					
Model				Type of Exit Device	RFID	Lever	Override	Handing	Version	Bluetooth	Door Thickness Finish			

Model	Type of Exit Device	Lever Type	Override	Handing	Version	Bluetooth	Door Thickness	Finishes
79S1 Rim Operator Device Outdoor front lock housing. Includes Dorma exit device.	7 Dorma 9300	2 1 Long/Front  2 Short/Front 	E Electronic K Mechanical key cylindrical Lori Universal (1539) key-in-knob OR Mechanical recordable key cylinder key-in-knob Note: Gala and Eleveon levers only available with electronic override	N Standard ----- ** For Eleveon Lever or Vertical Rod Surface Mount with BLE/MSNGR X Left Hand Reverse Y Right Hand Reverse	6 Contactless Reader	0 No BLE 1 BLE Ready 2 BLE Enabled H Hilton	1 1 3/4" - 2" (46-53 mm) 2 > 2" - 2 1/4" (53-57 mm) For door thickness 2 (> 2" - 2 1/4") 10 weeks lead time required.	626 Satin Chrome 606 Satin Brass U26 Satin Chrome Supreme Finish 622 Black
79S2 Mortise Operators Outdoor front lock housing. Exit device not included.	0 Von Duprin 9875,9975EO-F A Arrow S3908,S1908 7 Dorma 9500	E Eleveon/Front  G Gala/Front 						
79S3* Rim Operators Outdoor front lock housing. Exit device not included.	0 Von Duprin 98/99 EO-F 1 Arrow S3888 2 Yale 7100-36 5 Precision 21,FL21 6 Detex 10, FL10 7 Dorma 9300/F9300 D Dorma 8300 8 Arrow S1808,S3808 9 Detex V40 H Hagar 4500 C Corbin Russwin 5200 R Precision 5100							
79S4* Vertical Rod Surface Mount Operators Outdoor front lock housing. Exit device not included.	0 Von Duprin 9827,9927EO-F 1 Arrow S3708,S1708 2 Yale 7170 5 Precision 22,FL22 6 Detex 20, FL20 7 Dorma 9400/F9400 D Dorma 8400 H Hagar 4500 S Sargent 8713 C Corbin Russwin 5400 R Precision 5200							
79S5 Vertical Rod Concealed Operators Outdoor front lock housing. Exit device not included.	0 Von Duprin 9847,9947EO-F 2 Yale 7160 7 Dorma 9100/F9100	 <small>Rods are inside the door.</small>						

Exit Device Operator

- Allows exit doors equipped with panic devices to act as controlled entrances
- Weight: 3lbs (1.3kg)
- Minimum door style required 5" (127mm)
- Supplied with gasket kit for exterior doors
- All fitted with adaptor plates

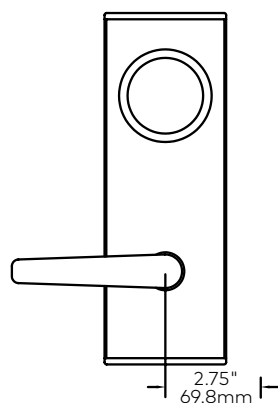
For Messenger Ready order replace 79S with 79R model, for Online order 79Z (79Y for Europe and Asia or 79Q for International) and 79W for Inncom RF

Exit Device

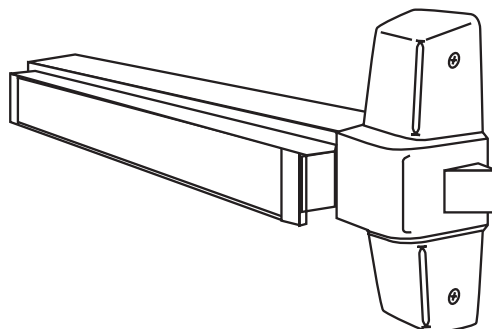
- Two finishes available: satin chrome and satin brass
- * For compatibility with Arrow S3808, S1808, S3708, S1708 order square spindle to cross-point spindle adaptor (part# 032-511055)

Saflok MT Series Exit Device

Ordering



MT RFID Front



Exit Device

Build the model number with the desired options (Continue building the model number to the right)

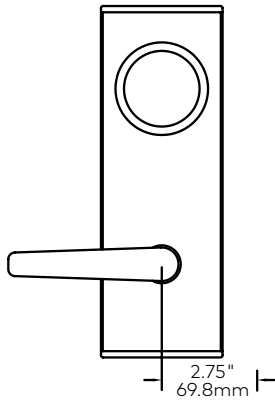
Model	Version	Panic Device	Device Type	Communication	Application
P M T	3	-		<input type="checkbox"/> Primary <input type="checkbox"/> Secondary	<input type="checkbox"/>

Model	Version	Panic Device	Device Type	Communication		Application
				Primary	Secondary	
PMT MT Card Exit Device	3 MT Card	A AEB4200R Series* (Rim Only)	0 No Bar	N No Primary	Mag Card / Dummy: N No Secondary	O Interior E Exterior
		B Detex (Advantex) 10 Series (Rim Only)*	Rim Devices:	X Primary Ready		
		C Detex (Advantex) 20 Series (Vert Only)*	1 Rim 36" Std Bar	A Zigbee		
		D Dorma 9300 (Rim Only)	2 Rim 36" Fire Rated Bar	B N. America (158mW)		
		E Dorma 9400 (Vert Only)	3 Rim 48" Std Bar	C Zigbee Europe / Asia (10mW)		
		F Falcon 25 Series (Rim Only)	4 Rim 48" Fire Rated Bar	D Zigbee International (87mW)		
		G Phi Series FI21* (Rim Only)	Vertical Rod Devices:	E Inncom RF		
		H Phi Series FI22* (Vert Only)	5 Vertical 36" Std Bar	F Crestron		
		J Sargent 8713* (Vert Only; Square Spindle)	6 Vertical 36" Fire Rated Bar	H Telkonet		
		K Sargent 8715* (Vert Only; Bladed Spindle)	7 Vertical 48" Std Bar	J Zigbee G2 North America		
		L Sargent 8888F* (Rim Only)	8 Vertical 48" Fire Rated Bar	K Zigbee G2 Europe/Asia		
		M Von Duprin 88		L Zigbee G2 International		
		N Von Duprin 98		L Telkonet G2		
		P Von Duprin 99		*Only available with Zigbee G2		
		Q Yale 2100 Series*				
		R Yale 7100 Series*				
		S Hager 4500 Series*				

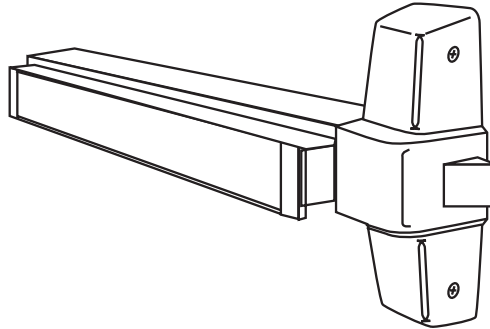
Note: *Bar not offered

Saflok MT Series Exit Device

Ordering



MT RFID Front



Exit Device

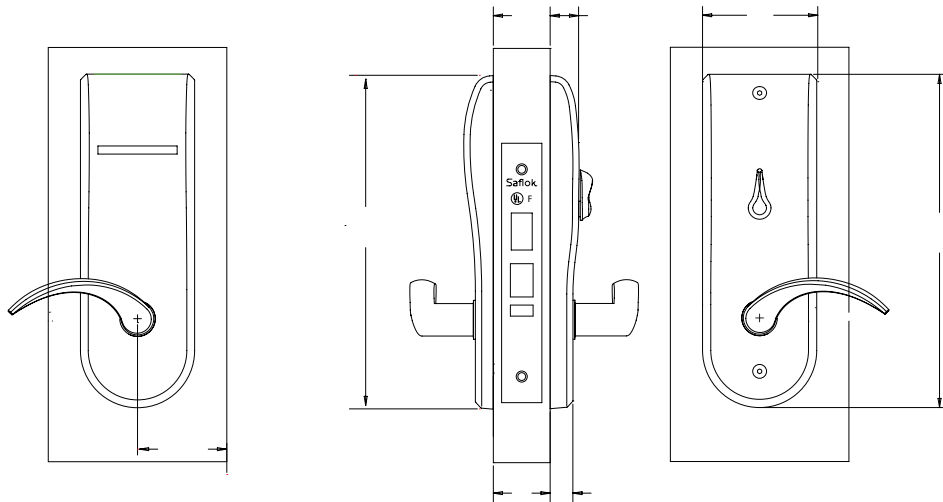
Build the model number with the desired options (Continued)

Lever	Handing	Door Size	Optional Adjustment	Finish
<input type="checkbox"/> Type <input checked="" type="checkbox"/> Position	<input type="checkbox"/>	<input type="checkbox"/> Thickness <input type="checkbox"/> Height/Offset	<input type="checkbox"/> Inside <input type="checkbox"/> Packout	<input type="checkbox"/> <input type="checkbox"/>

Lever		Handing	Door Size		Optional Adjustment			Finish
Type	Position		Thickness	Height/Offset	Outside	Inside	Packout	
A Arc	O Standard	L Left Hand R Right Hand	A 1.75" (44mm)	N Standard	O Standard	O Standard D Dummy M Dummy W/Messenger Cap	O Standard B Ocean Shipment	BB Bright Brass
C Continental			B 1.38" (35-40mm)	B 8' Door (Vert)	A Plain Lens (RFID Only)			BC Bright Chrome
E Elevon			C 2.00" (51mm)	C 9' Door (Vert)	L Marriott Lens (RFID Only)*			BK Black
G Gala			D 2.25" (57mm)	D 10' Door (Vert)	*Marriott lens only for Marriott properties			OZ Dark Mahogany
K Regal Knob			E 2.38" (60mm)					SC Satin Chrome
P Apogee			F 2.50" (63.5mm)					SN Satin Nickel
T Troy			G 2.87"-3.00" (73-76mm)					SB Satin Brass
			H 3.03" (77mm)					Knob Only Available in BB, BS, SB, SS
			J 3.35" (85mm)		*Continental Not Available In SN			
			K 3.90" (100mm)		*Only SC, BC, OZ, and BK approved for exterior application			
			*Any door thickness above 1.75 will require engineering approval and possible custom parts					

Saflok ädäse (ASM/ESM)

Ordering



Standard Model (Example) (Continue building the model number to the right)

Model	Version	Locking Mechanism		Communication		Application	Lever		Handing
X	F	1	1	N	N	O	A	O	L
		Mortise	Faceplate	Primary	Secondary		Type	Position	

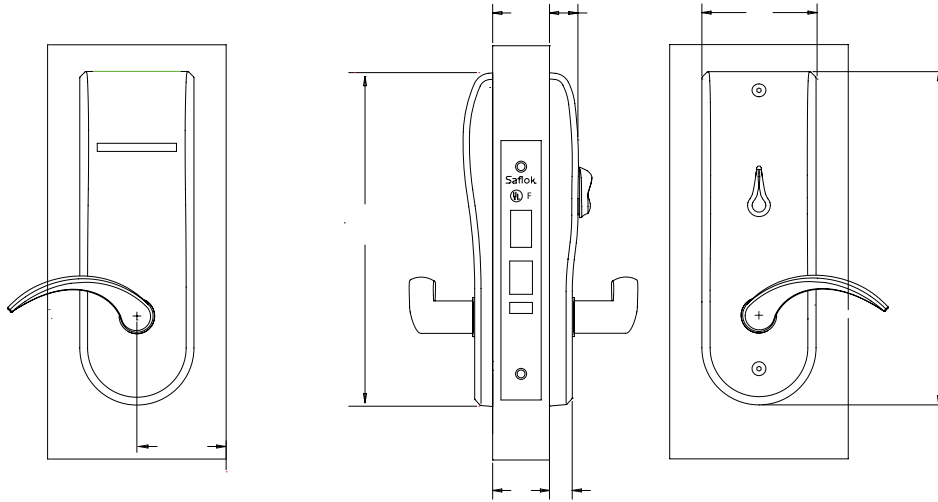
Build the model number with the desired options (Continue building the model number to the right)

Model	Version	Locking Mechanism		Communication		Application	Lever		Handing
X	F	1			N				
		Mortise	Faceplate	Primary	Secondary		Type	Position	

Style	Version	Locking Mechanism		Communication		Application	Lever		Handing
		Mortise	Faceplate	Primary	Secondary		Type	Position	
XF ädäse Card	1	ASM:	ASM:	N	N	O	A	O	L
		1 Standard	1 1 - 1/4" (32 mm)	No Primary	No Secondary	Wood Interior	Arc	Standard	Left Hand
		2 ADB	2 1" (25 mm)	Primary Ready		Wood Exterior	C Continental	1 Vert I/S	Right Hand
		3 Utility	Dummy:	A Zigbee North America (158mW)			E Eleven	2 Vert O/S	Left Hand
		4 Standard DAJ	D Dummy (no faceplate)	B Zigbee Europe / Asia (10mW)			G Gala	3 Vert I/S & O/S	Reverse
		5 ADB DAJ	ESM:	C Zigbee International (87mW)			K Regal Knob		Right Hand
		6 Utility DAJ	A 20mm	D Inncom RF			P Apogee		Reverse
		7 Utility ADB	B 23mm	E Crestron			T Troy		
		8 Utility ADB DAJ		F Telkonet					
		9 NDB							
		A NDB Utility							
		B NDB DAJ							
		C NDB UTL DAJ							
		Dummy:							
		D Dummy							
		ESM:							
		G Euro							
		H Euro Utility							

Saflok ädäse (ASM/ESM)

Ordering



Standard Model (Example) (Continued)

Door Size		Optional Adjustment				Finish	
A	N	O	O	O	O	A	B
Thickness	Offset	Outside	Inside	Special Hardware/Functionality	Packout		

Build the model number with the desired options (Continued)

Door Size		Optional Adjustment				Finish	
	N		O				
Thickness	Offset	Outside	Inside	Special Hardware/Functionality	Packout		

Door Size		Optional Adjustment				Finish
Thickness	Offset	Outside	Inside	Special Hardware/Functionality	Packout	
A 1.75" (44mm)	N No Offset	O Standard	O Standard	O Standard	O Standard	AB Antique Brass
B* 1.38" (35-40mm)				B Tamper Switch	A Custom Strike	BB Bright Brass
C 2.00" (51mm)				M Dummy w/ Messenger Cap	B Ocean Shipment	BC Bright Chrome
D 2.25" (57mm)				N Dummy w/ Double Messenger Cap	C Ocean/Custom Strike	BK Black
E 2.38" (60mm)					D Ocean/Australia Strike	OZ Dark Mahogany
F 2.50" (63.5mm)					E Demo Lock*	SC Satin Chrome
G 2.87"-3.00" (73-76mm)					*Demo lock only available in 1-¾" RH door	SN Satin Nickel
H 3.03" (77mm)						SB Satin Brass
J 3.35" (85mm)						*Knob only available in BB, BS, SB, SS *Continental not available in SN *Only SC, BC, OZ, and BK approved for exterior application
K 3.90" (100mm)						
äðase only available in ADB or Utility for door thickness greater than 2.00" (51mm)						

Note: * 1" Faceplate required for 1.38" (35-40mm) door size
 Messenger locks should be configured with DAJ mortise.
 Some listed lever options are not available in all finishes

Saflok XT Remote/Elevator Control Unit (RCU/ECU)

Ordering

Standard Model (Example)																			
C	X	T	2	-	R	C	2	1	1	N	N	0	0	0	S	B	/	N	N
Style			Version		Function		Relay/Mag Kit	Mount	Reader	Communication		Reader	Custom		Packout	Finish			
										Primary	Secondary		PCB			Faceplate	Reader		

Build the model number with the desired options																		
C	X	T	2	-	R	C	2					0	0					
Style			Version		Function		Relay/Mag Kit	Mount	Reader	Communication		Reader	Custom		Packout	Finish		
										Primary	Secondary		PCB		Faceplate	/	N	N
																	Reader	

Style	Version	Function	Relay/Mag Kit	Mount	Reader	Communication		Communication			Finish	
						Primary	Secondary	Reader	PCB	Packout	Faceplate	Reader
CXT XT Card	1	RCU ECU (Messenger not an option) Euro Utility	0 Standard 1 relay	1 Surface (RCU only) 2 Flush	1 Single	N No Secondary	0 Wood Interior D Hilton BLE*	0 Standard	0 Standard M MCC Personality (ECU only)	0 Standard B Ocean Shipping	SB Satin Brass SC Satin Chrome OZ Dark Mahogany	NN No Reader
						Messenger: A Zigbee N. America (158mW) B Zigbee Europe / Asia (10mW) C Zigbee International (87mW) D Inncom RF E Crestron F Telkonet X Messenger Ready	*Hilton BLE only for Hilton properties					

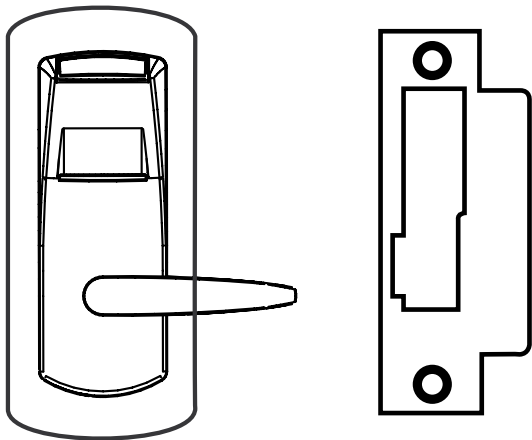
Magnet Kits												
CXT XT Card	1	RCU RCU ECU ECU (Messenger not an option) Euro Utility	0 Standard 1 relay	1 Surface (RCU only) 2 Flush	1 Single	N No Secondary Messenger: A Zigbee N. America (158mW) B Zigbee Europe / Asia (10mW) C Zigbee International (87mW) D Inncom RF E Crestron F Telkonet X Messenger Ready	0 Wood Interior D Hilton BLE* *Hilton BLE only for Hilton properties	0 Standard	0 Standard M MCC Personality (ECU only)	0 Standard B Ocean Shipping	SB Satin Brass SC Satin Chrome OZ Dark Mahogany	NN No Reader

Legacy Lock Accessories



Lock Accessories

Retrofit Kit for Standard doors 1 3/4"



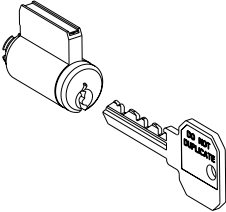
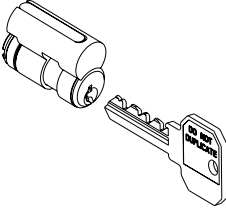
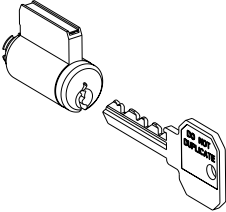
Retro	Frame Type	Door Type	Locks to be installed	Recommendations
Ilco, Saflok, Onity, Schlage with Mortise and ASA Strike 4 7/8"	Metal	Metal	760, 770,790	Extended Lip Strike 47/8" P/N: LH 502815-xxx-K, P/N:RH 502816-xxx-K Dress plate Std P/N: 061-513071-xxx or Long P/N: 061-513073-xxx Mortise Stabilizer P/N: 50567701045 for 1 3/4" Door
	Metal	Wood	760, 770,790	Extended Lip Strike 47/8" P/N: LH 502815-xxx-K, P/N: RH 502816-xxx-K Dress plate Std P/N: 061-513071-xxx or Long P/N:061-513073-xxx
	Wood	Wood	760, 770,790	Extended Lip Strike 47/8" P/N: LH 502815-xxx-K, P/N:RH 502816-xxx-K Dress plate Std P/N: 061-513071-xxx or Long P/N:061-513073-xxx
Ving 1050 Mortise with ASA Strike 4 7/8"	Metal	Metal	760, 770,790	Strike 63/4" P/N:LH 502780-xxx-K for RH 502781-xxx-K Dress plate Std P/N: 061-513071-xxx or Long P/N:061-513073-xxx Mortise Stabilizer P/N: 50567701045 for 13/4" Door
	Metal	Wood	760, 770,790	Special 83/4" Mortise Face Plate P/N:041-511907-xxx Dress plate Standard P/N: 061-513071-xxx
	Wood	Wood	760, 770,790	Strike 63/4" P/N:LH 502780-xxx-K for RH 502781-xxx-K Dress plate Std P/N: 061-513071-xxx or Long P/N:061-513073-xxx

Note: Metal door described here is hollow metal, for filled metal (insulate clad door) use same information as wood door.
Notice: The onsite site survey and visual inspection should still be done carefully to cover for any extra accessories that might be needed.

* Mortise Stabilizer for 13/8" Door P/N: 505677101045

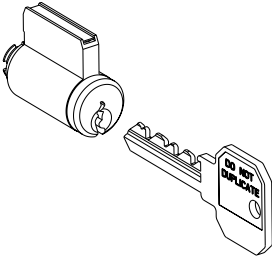
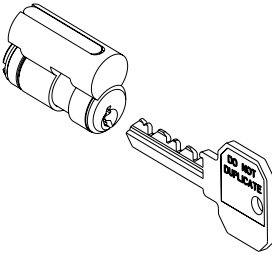
Lock Accessories

Cores & Cylinders

Standard Model (Example)				
<div>9</div> <div>Model</div>	<div>6</div> <div>Pins</div>	<div>3</div> <div>Keyway</div>	<div>4</div> <div>Finish</div>	<div></div> <div>Keying</div>
Build the model number with the desired options				
<div></div> <div>Model</div>	<div></div> <div>Pins</div>	<div></div> <div>Keyway</div>	<div>4</div> <div>Finish</div>	<div></div> <div>Keying</div>
Models	Pins	Keyway	Finish	Keying
<div></div> <div>9 Lori Cylinder Compatible Locks: Generation E760 Generation E730 Solitaire 710-II Solitaire 720-II SolitaireSMART Oracode 660 Oracode 4400 770 Series</div>	<div>6 6 Pins</div>	<div>3</div>	<div>4B Satin Brass ANSI 606</div>	<div>KA Keyed Alike KAI Keyed Alike by Group MK Master Keyed (for Shabbat Compliance)</div>
<div></div> <div>8 Unican Core Compatible Locks: SolitaireSMART Solitaire 710 Solitaire 720 System 700-II</div>	<div>6 6 Pins 7 7 Pins</div>	<div>3 Lori 1 RMO 2 North American Project order</div>	<div>4 Satin Brass ANSI 606</div>	<div>KA Keyed Alike KAI Keyed Alike by Group MK Master Keyed (for Shabbat Compliance)</div>
<div></div> <div>9 Recodeable Lori Cylinder Compatible Locks: Generation E760 Generation E730 Oracode 660 Oracode 4400 Solitaire 710-II Solitaire 720-II 770 Series</div>	<div>6 6 Pins</div>	<div>3</div>	<div>4RB Satin Brass ANSI 606</div>	<div>KA3 Three Combinations in One Cylinder</div>

Lock Accessories

Keys

Standard Model (Example)			
<div>9</div> <div>Model</div>	<div>6</div> <div>Pins</div>	<div>3</div> <div>Keyway</div>	<div>E</div> <div></div> <div>Key</div>
Build the model number with the desired options			
<div></div> <div>Model</div>	<div></div> <div>Pins</div>	<div></div> <div>Keyway</div>	<div></div> <div></div> <div>Key</div>
Models	Pins	Keyway	Key
 <div>9 Key for Lori Cylinder</div>	<div>6 6 Pins</div>	<div>3</div>	<div>E Entry</div> <div>M Master</div> <div>EM Individual Entry under a Master</div>
 <div>8 Key for Unican Core</div>	<div>6 6 Pins</div> <div>7 7 Pins</div>	<div>1 RMO</div> <div>2 North American Project order</div>	<div>E Entry</div> <div>C Control</div> <div>M Master</div> <div>EG Entry under a group</div> <div>CM Control under a Master</div> <div>CG Control under a Group</div> <div>EM Individual Entry under a Master</div>
<div>9 Recodable Key Kit</div>	<div>6 6 Pins</div>	<div>3</div>	<div>0 Recodable Key Kit</div>

Lock Accessories

Decorative Plates

Compatible with SolitaireSMART, Solitaire710-II/710

Specifications

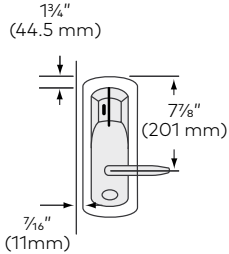
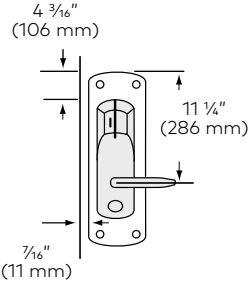
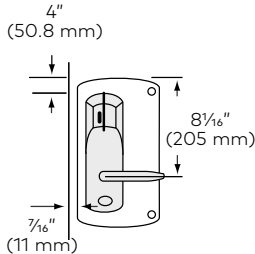
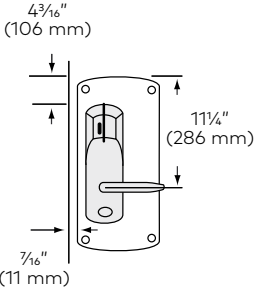
Plated Cold Rolled Steel, Solid Brass or Stainless Steel.

Mounting screws and washers included.

All plates are 1/32" (0.8 mm) thick.

Reverse handing when ordering for the interior of the door for Solitaire 710-II.

Longer mounting screws may be required.

Availability	Location		Finish	Plate Number
Standard 14 ³ / ₃₂ " (358 mm) X 4 ⁵ / ₈ " (117 mm) 	Cylindrical / Mortise			
	Location	SolitaireSMART/710-II In/Outside housing	Solitaire 710 In/Outside housing	
	Indoor	no/yes	yes/yes	Satin Brass
	In/Outdoor	no/yes	yes/yes	Stainless Steel
NOTE: For the 710-II inside housing, use the long faceplate				
Long 17 ¹ / ₂ " (445 mm) X 4 ⁵ / ₈ " (117 mm) 	Cylindrical / Mortise			
	Location	SolitaireSMART/710-II In/Outside housing	Solitaire 710 In/Outside housing	
	Indoor	yes/yes	yes/yes	Satin Brass
	In/Outdoor	yes/yes	yes/yes	Stainless Steel
Wide 14 ⁵ / ₁₆ " (363 mm) X 6 ⁷ / ₈ " (175 mm) 	Cylindrical / Mortise			
	Location	Indoor Left Hand Indoor Right Hand Indoor Left Hand Indoor Right Hand	Stainless Steel Stainless Steel Stainless Steel Stainless Steel	062-508150-L606 062-508150-R606 062-508150-L630 062-508150-R630
Long & Wide 17 ¹ / ₂ " (445 mm) X 6 ⁷ / ₈ " (175 mm) 	Cylindrical / Mortise			
	Location	Indoor Left Hand Indoor Right Hand In/Outdoor Left Hand In/Outdoor Right Hand	Satin Brass Satin Brass Stainless Steel Stainless Steel	062-510776-L606 062-510776-R606 062-510776-L630 062-510776-R630

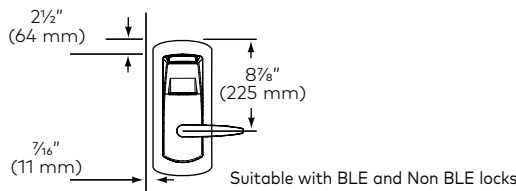
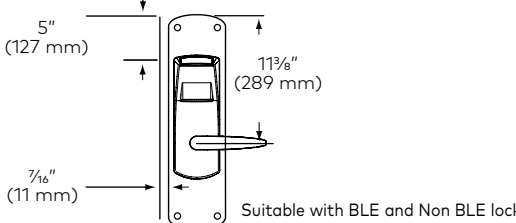
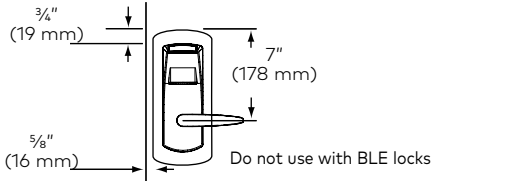
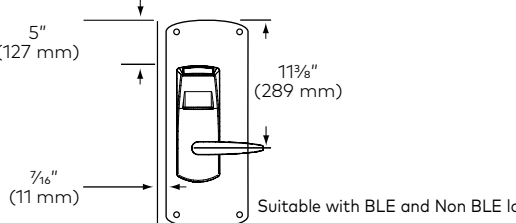
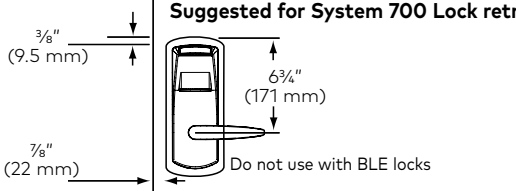
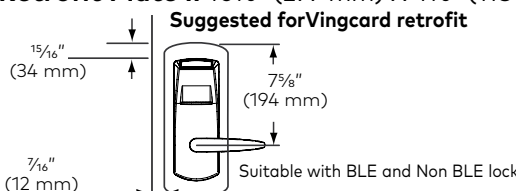
Lock Accessories

Decorative Plates

Compatible with Generation E-760/770/790/750/79E/730

Specifications

Mounting screws and washers included where applicable. All plates are $\frac{1}{32}$ " (0.8 mm) thick.
Compatible with mortise (ASM, ESM) and cylindrical lock.

Availability	Location	Finish	Plate Number
Standard 14" (356 mm) X $4\frac{5}{8}$ " (117 mm) 	Indoor/Outdoor Indoor/Outdoor	Stainless Steel PVD Satin Brass	062-513071-630 062-513071-906
Long 17 $\frac{1}{2}$ " (445 mm) X $4\frac{5}{8}$ " (117 mm) 	Indoor/Outdoor Indoor/Outdoor	Stainless Steel PVD Satin Brass	062-513073-630 062-513073-906
Short 10 $\frac{1}{2}$ " (242 mm) X $4\frac{5}{8}$ " (117 mm) 	Indoor/Outdoor Indoor/Outdoor	Stainless Steel PVD Satin Brass	061-513070-630 061-513070-906
Long & Wide 17 $\frac{1}{2}$ " (445 mm) X $6\frac{7}{8}$ " (175 mm) 	Indoor Left hand Indoor Right hand In/Outdoor Left hand In/Outdoor Right hand	Satin Brass Satin Brass Stainless Steel Stainless Steel	062-513074-L906 062-513074-R906 062-513074-L630 062-513074-R630
Retrofit Plate 10 $\frac{1}{16}$ " (256 mm) X $3\frac{3}{4}$ " (95 mm) Suggested for System 700 Lock retrofit 	In/Outdoor In/Outdoor	Stainless Steel PVD Satin Brass	061-513072-630 061-513072-906
Retrofit Plate II 10 $\frac{7}{8}$ " (277 mm) X $4\frac{5}{8}$ " (118 mm) Suggested for Vingcard retrofit 	In/Outdoor In/Outdoor	Stainless Steel PVD Satin Brass	061-513490-630 061-513490-906

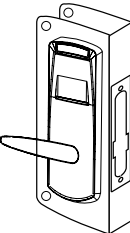
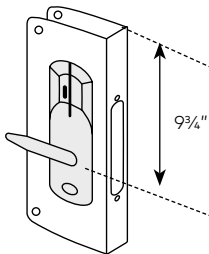
Lock Accessories

Decorative Plates

Compatible with Generation E-760/770/790/750/79E/730

Wrap plates

Plated C.R. Steel, Solid Brass, Stainless Steel. Mounting screws and washers included.
Non-handed. All plates are 1/32" (0.8 mm) thick.

Availability	Location	Finish	Plate Number
Wrap 1¾" (44 mm) X 15¹¹⁄₁₆" (399 mm) X 5½" (140 mm) Standard (ASM) Mortise 1¼" face plate for Generation E-760, 770, 790  Mortise Indoor In/Outdoor Satin Brass Stainless Steel 062-513075-906 062-513075-630 Suitable with BLE and Non BLE locks			
Wrap 1¾" (44 mm) X 15¹¹⁄₁₆" (399 mm) X 5½" (140 mm) Standard (AMM) Mortise 1¼" face plate for Solitaire 710-II/710/SMART  Mortise Indoor In/Outdoor Satin Brass Stainless Steel 062-510777-606 062-510777-630			

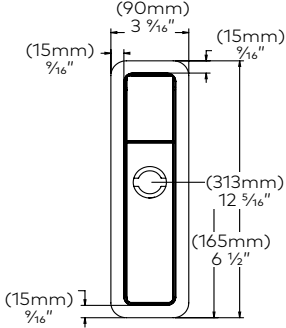
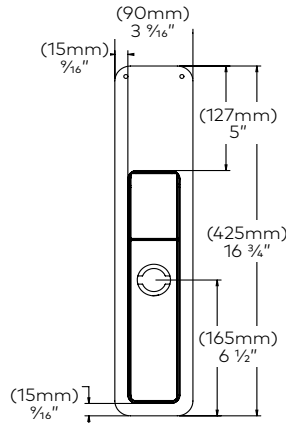
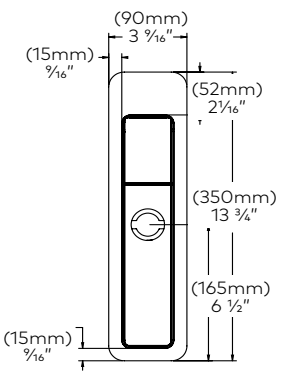
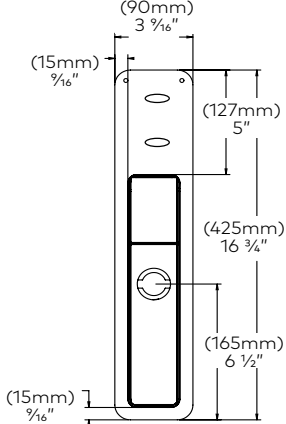
Lock Accessories

Decorative Plates

Compatible with Confidant RFID (ASM Mortise Lock Case) and Confidant RFID (ESM Mortise Lock Case) Kit 1, Kit 2, Kit 3

Specifications:

Mounting screws and washers included where applicable. All plates are 1/32" (0.8 mm) thick.


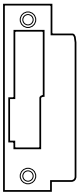
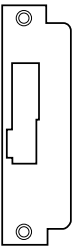

	Location	Finish	Plate Number
	Retrofit Plate I 313mm x 90 mm Indoor/Outdoor Indoor / Outdoor	Satin Chrome Satin Brass	061-514185-630 061-514185-906
	Retrofit Plate II 425 mm x 90 mm Suggested for Vingcard retrofit Indoor/Outdoor Indoor / Outdoor	Satin Chrome Satin Brass	061-514185-2630 061-514185-2906
	Retrofit Plate III 350mm x 90mm Suggested for Cisa & Onity retrofit Plate Indoor/Outdoor Indoor / Outdoor	Satin Chrome Satin Brass	061-514185-3630 061-514185-3906
	Retrofit Plate IV for Bluetooth (inside side only) 425 mm x 90 mm Indoor/Outdoor Indoor / Outdoor	Satin Chrome Satin Brass	061-514185-4630 061-514185-4906

Lock Accessories

Strikes - Compatible with Generation E-760, 770, 790 Solitaire710-II/710, SolitaireSMART & System 700-II Lock

Standard Mortise Strikes

All strikes include mounting screws. For strikes only, omit the "K" from the product number. Left Hand Reverse Door requires Right Hand Strike. Right Hand Reverse Door requires Left Hand Strike

	Handing	Finish	Part Number
* Standard 4⁷/₈" (124 mm)  <p>*Strike included with the lock at no charge, unless otherwise specified. Non-creditable unless purchased separately.</p>	Left Hand	Satin Brass	504131-606-K
	Right Hand	Satin Brass	504132-606-K
	Left Hand	Stainless Steel	504131-630-K
	Right Hand	Stainless Steel	504132-630-K
Wide Lip 4⁷/₈" (124 mm) 	Left Hand	Satin Brass	502815-606-K
	Right Hand	Satin Brass	502816-606-K
	Left Hand	Stainless Steel	502815-630-K
	Right Hand	Stainless Steel	502816-630-K
Long 6 ³/₄" (171 mm) 	Left Hand	Satin Brass	502780-606-K
	Right Hand	Satin Brass	502781-606-K
	Left Hand	Stainless Steel	502780-630-K
	Right Hand	Stainless Steel	502781-630-K
Extra Long 8 ¹/₂" (216 mm) 	Left Hand	Satin Brass	506102-606-K
	Right Hand	Satin Brass	506103-606-K
	Left Hand	Stainless Steel	506102-630-K
	Right Hand	Stainless Steel	506103-630-K

Lock Accessories

Strikes - Compatible with Generation E-760, 770, 790 Solitaire710-II/710, SolitaireSMART & System 700-II Lock






Mortise Strikes

All strikes include mounting screws.

For strikes only, omit the "K" from the product number.




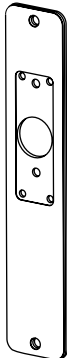
Left Hand Reverse Door requires Right Hand Strike.

Right Hand Reverse Door requires Left Hand Strike.

	Handing	Finish	Part Number
ASM/AMM 12" (305 mm) Dust box not included 	Left Hand Right Hand		041-512197-XXXX 041-512198-XXXX Replace XXX by 606 for Satin Brass and 630 for Stainless Steel
Smoke Seal 4⁷/₈" (124 mm) Dust Box not included 	Left Hand Right Hand Left Hand Right Hand	Satin Brass Satin Brass Stainless Steel Stainless Steel	041-508275-606K 041-508276-606K 041-508275-630K 041-508276-630K
Slim Mortise Strike ESM 7¹/₄" (180 mm) with deadbolt 	Universal (Reversible)	Satin Brass Stainless Steel	041-510141-606K 041-510141-630K
Cylindrical Unit Strike T-Strike 2³/₄" (70 mm) (Dust box not included) 		Satin Brass Satin Chrome	032-512389-606 032-512389-626
Cylindrical Unit Strike 7⁸/₈" ASA Strike (124 mm) (Dust box not included) 		Satin Brass Satin Chrome	204119-606-K 204119-626-K

Lock Accessories

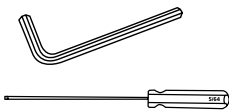
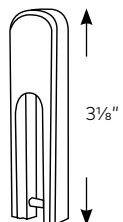
Miscellaneous Plates - Compatible with Generation E-760, SolitaireSMART, Solitaire 710-II/710, System 700 II. 770, 790

	Dimensions	Finish	Part Number
Door Filler Plates			
	23/4" x 11/8" (70 x 29 mm)	Prime Coat Steel	061-507858
	21/4" x 11/8" (57 x 24 mm)	Prime Coat Steel	061-507857
	21/4" x 11/8" (57 x 29 mm)	Brass Plated Steel	061-507856
Hole Filler Plates			
	23/8" (60 mm) Diameter	Silver Coated	061-507860
	23/8" (60 mm) Diameter	Brass Plated Steel	061-507859
Deadbolt Wrap-Around Plate			
	41/4" (H) x 41/2" (W) for 13/4" door (108 x 177 x 44 mm)	Stainless Steel	061-507862
	(Upgrades to dormakaba card reader from Ilco card reader) Reversable Card Reader Not included		
dormakaba Card Reader Retrofit Kit			
		Stainless Steel/ Matt black plastic fascia	062-511383

Lock Accessories

Miscellaneous


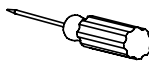

Compatible with 710-II, 710 Lock, SolitaireSMART

Description	Part Number
Allen Keys Allen Key 1/8" (3 mm) for inside housing & 710 lever screw Allen Key 5/64" for battery cover and medallion screw Hex Driver (Allen) 5/64"	 138-507933 138-507930 138-507957
ADA Thumbturn (Black finish) Screw included. Required for full ADA compliance of the lock.	 062-508859-622
Mortise Stabilizer (Bracket for 710, 710-II) Hollow Metal Door 1 1/4" (31 mm) Hollow Metal Door 1" (25 mm)	50567701045 505677101045
Spare Parts Box Includes: Lever spring, spindle, cleaning card, medallion, battery holder, Allen keys, screw kit Solitaire 710-II/SMART Solitaire 710 (includes 3 inside long levers) Replace XXXX by door thickness and finish. Ex: 1606	062-511810-XXXX 062-508034-XXXX
Weather Resistant Kits Solitaire 710-II Inside gasket and outside gasket, reader cable gasket and Aerosol grease	062-510149
Solitaire 710 Aerosol grease, outside gasket, inside gasket, reader cable gasket	062-509009
SolitaireSMART Aerosol grease, outside and inside gasket, reader cable gasket	062-511438
Latch Extension (only for cylindrical lock) For 3 3/4" (95 mm) backset with kick-off feature For 5" (127 mm) backset without kick-off feature For 5" (127 mm) backset with kick-off feature (S700 Pushbutton in knob) * Also compatible with 760, 770 and 790 cylinder locks	062-511900 062-511901 062-511902
Mortise Stabilizer Bracket (For 710, 700 locks only) Hollow Metal Door 1 1/4" (31 mm) Hollow Metal Door 1" (25 mm)	50567701045 505677101045
Weather Protection Cover for lock	032-510573

Lock Accessories

Miscellaneous

Compatible with Generation E-760, 770, 790

Description	Part Number
Outdoor Kit GENERATION E-760 Includes: Outside housing gasket, Stainless Steel battery holder screw	062-510180
Outdoor Kit 770 and 790 Includes: Outside housing gasket, Stainless Steel battery holder screw	033-512017-1
Weather Protection Cover for lock	032-510573
ADA Thumbturn Adapter - Black Finish Suggested for handicap adapted rooms	062-510211-622
Extended 8³/₄" Face Plates for Standard 1³/₄" ASM Mortise With deadbolt cutout Without deadbolt cutout	041-511907-630 041-511908-630
ESM Face Plates 1³/₁₆" (20 mm) round faceplate With deadbolt cutout Without deadbolt cutout	128/508593-DXXX 128/508593-OXXX
2⁹/₃₂" (23 mm) round faceplate With deadbolt cutout Without deadbolt cutout Replace XXX by 630 (Stainless Steel) or 605 (Bright Brass PVD)	128/508595-DXXX 128/508595-OXXX
Thick Door Kit Includes: (3) mounting screws, (1) lock lever spindle and (1) thumbturn spindle For Door thickness 2.5" - 3.75" (66 mm-95 mm) Replace XXX by 606 for Satin Brass or 626 for Satin Chrome	062-512868-XXX
Torx Bit (T-15) For battery holder screw	138-510294
Mortise Stabilizer Bracket Hollow Metal Door 1 ¹ / ₄ " (31 mm) Hollow Metal Door 1" (25 mm)	50567701045 505677101045
Deluxe Screw Cover (Set for two (2) locks) Includes: screw, washer, snap screw retaining ring, snap screw cap Chrome Brass For standard door thickness only.	062-510852-CR 062-510852-BR
ASM Reverse Handing Tool For use when changing the handing of reversible ASM (set of 2)	 027-510382-K
Tool to Remove E-760 lever For E-760 Electronic & Key override	 138-510576
Mortise Gauge for System 700 retrofit	 138-510476

Lock Accessories

Miscellaneous

Compatible with Generation E-760, 770, 790

Description	Part Number
Auto Deadbolt / Office / Storeroom Kit To convert the standard inside trim assembly to Autodeadbolt ASM, ASM Office or ASM/ESM Storeroom functions. Note: For locks built after August 2002	062-510484-k
Spare Parts Box for Generation E-760/770/790K Lock with Mechanical Override For locks with Long & Short Levers Includes: Spindle (2), turn knob spindle (2), mounting screw (6), battery holder screw (5), Allen key 1/8", tool to remove outside lever (1), springs (8), Torx bit, spanner bit, cleaning card (5), Caps (4), plugs for KIK core (4), ASM Reverse Handing Tool (1) Replace XXX by 626 (Satin Chrome) or 606 (Satin Brass)	062-511806-xxx
Spare Parts Box for Generation E-760/770/790 Lock with Electronic Override For locks with Long & Short Levers Includes: Spindle (2), turn knob spindle (2), mounting screw (6), catch assembly (3), Allen key 1/8", tool to remove outside lever (1), Torx bit, spanner bit, cleaning card (5), ASM Reverse Handing Tool (1), springs (3) Replace XXX by 626 (Satin Chrome) or 606 (Satin Brass)	062-511805-xxx
Upgrade Kit for Generation E-760 Lock with Electronic Override Key-in-knob Retrofit Long Lever Short Lever	062-511035-1xxx 062-511035-2xxx
Includes: E-760 Front lock housing with key override (1), hardware bag (1), outside lever (1), battery holder (1), battery holder screw (1), batteries (3), install sheet (1) Replace XXX by 626 (Satin Chrome) or 606 (satin Brass)	

Lock Accessories

Miscellaneous

Spare Parts Boxes Compatible with Confidant RFID

Item	Part Number
SPARE PARTS CONFIDANT BACK PLATE MOUNT 7mm KIT 1 SAT BRASS	062+514344+B7SB
SPARE PARTS CONFIDANT BACK PLATE MOUNT 7mm KIT 1 SAT CHRM	062+514344+B7SC
SPARE PARTS CONFIDANT BACK PLATE MOUNT 8mm KIT 1 SAT BRASS	062+514344+B8SB
SPARE PARTS CONFIDANT BACK PLATE MOUNT 8mm KIT 1 SAT CHRM	062+514344+B8SC
SPARE PARTS CONFIDANT BACK PLATE 9mm KIT 1	062+514344+B9SB
SPARE PARTS CONFIDANT BACK PLATE 9mm KIT 1	062+514344+B9SC
SPARE PARTS CONFIDANT ROSE MOUNT 7mm KIT 1 SAT BRASS	062+514344+R7SB
SPARE PARTS DONFIDANT ROSE MOUNT 7mm KIT 1 SAT CHRM	062+514344+R7SC
SPARE PARTS CONFIDANT ROSE MOUNT 8mm KIT 1 SAT BRASS	062+514344+R8SB
SPARE PARTS CONFIDANT ROSE MOUNT 8mm KIT 1 SAT CHRM	062+514344+R8SC
SPARE PARTS CONFIDANT ROSE MOUNT 9mm KIT 1	062+514344+R9SB
SPARE PARTS CONFIDANT ROSE MOUNT 9mm KIT 1	062+514344+R9SC
SPARE PARTS CONFIDANT BACK PLATE 7mm KIT 2	062+514734+B7SN
SPARE PARTS CONFIDANT BACK PLATE 8mm KIT 2	062+514734+B8SN
SPARE PARTS CONFIDANT BACK PLATE 9mm KIT 2	062+514734+B9SN
SPARE PARTS CONFIDANT ROSE MOUNT 7mm KIT 2	062+514734+R7SN
SPARE PARTS CONFIDANT ROSE MOUNT 8mm KIT 2	062+514734+R8SN
SPARE PARTS CONFIDANT ROSE MOUNT 9mm KIT 2	062+514734+R9SN
SPARE PARTS CONFIDANT KIT 3 NORTH AMERICA	062+514735+BASN
SPARE PARTS CONFIDANT BP 7MM KIT 2	062+514997+B7SN
SPARE PARTS CONFIDANT BP 8MM KIT 2	062+514997+B8SN
SPARE PARTS CONFIDANT BP 9MM KIT 2	062+514997+B9SN
SPARE PARTS CONFIDANT RM 7MM KIT 2	062+514997+R7SN
SPARE PARTS CONFIDANT RM 8MM KIT 2	062+514997+R8SN
SPARE PARTS CONFIDANT RM 9MM KIT 2	062+514997+R9SN
SPARE PARTS CONFIDANT 7MM KIT 1	062+514998+N7SB
SPARE PARTS CONFIDANT 7MM KIT 1	062+514998+N7SC
SPARE PARTS CONFIDANT 8MM KIT 1	062+514998+N8SB
SPARE PARTS CONFIDANT 8MM KIT 1	062+514998+N8SC
SPARE PARTS CONFIDANT 9MM KIT 1	062+514998+N9SB
SPARE PARTS CONFIDANT 9MM KIT 1	062+514998+N9SC
SPARE PARTS CONFIDANT TUBULAR LATCH KIT 3	062+514999+BASN

Lock Accessories

Miscellaneous
Welcome Kits

Item	Part Number
Welcome Kit 760/770	062-514559
Welcome Kit 790 FDU	062-514600
Welcome Kt Confidant FDU	062-514600-C
Welcome Kt Q90 FDU	062-514600-Q90
Welcome Kit 790 ATLAS	062-514789


Lock Accessories

Installation Equipment

Drill Plates

Description	Part Number
Generation E-760/770/790 Set of drilling plates ASM, ESM Right and Left Hand Used as Replacement Part for the installation jig below.	138-510192
Solitaire 710-II/SolitaireSMART Steel drill plates set for mortise (AMM, SMM) Used as Replacement Part for the installation jig below.	138-509875
Solitaire 710-II/SolitaireSMART Steel drill plates set for cylindrical lock Used as Replacement Part for the installation jig below.	138-509061
Solitaire 710 Steel drill plates set for mortise (ASM, ESM) Used as Replacement Part for the installation jig below.	138-509001
Solitaire 710 Steel drill plates set for cylindrical Used as Replacement Part for the installation jig below.	138-509061
Confidant RFID Set of drilling plates ASM Right and Left Hand. Used as replacement part for installation jig below.	138-514836

Installation Jigs



Description	Part Number
Generation E-760/770/790 Steel Installation Jig equipped with drill plate for ASM	138-510190
Generation E-760/770/790 Steel Installation Jig equipped with drill plate for ESM	138-510191
Generation E-760/770/790 Light Duty Jig Includes: Drill plate for System 700 Lock Retrofit (ASM)	138-510193
Solitaire 710-II/SolitaireSMART Jigs for Mortise (AMM)	138-509876
Solitaire 710-II/SolitaireSMART Jigs for cylindrical	138-509060
Solitaire 710 Steel Installation Jigs for Mortise (ASM)	138-508999
Solitaire 710 Steel Installation Jigs for Cylindrical	138-509060
Confidant RFID Steel installation jig equipped with drill plate for ASM	138-514837

Keycards & Other Printing

Generic Keycards, Custom Keycards, Cleaning Supplies, etc.

dormakaba offers a full range of generic and custom keycards, as well as cleaning supplies and replacement batteries, to support its lodging access controls.

These supplies are available from our online store, www.dormakabalodgingstore.com.

Inquiries can be emailed to: lodging-cs@dormakaba.com



Keycard Specifications

Features

- Manufactured in-house under stringent ISO manufacturing guidelines

Options

- Generic keycard design
- Chain Logo keycards
- Custom keycard design

Certifications and Approvals

- ABA (American Bankers Association)

Compatibility*

dormakaba keycards are compatible with the following electronic hotel lock systems:

- Ilco System 700
- Ilco Solitaire 710/710-II
- Ilco SolitaireSMART
- Ilco Generation E-760, 770
- Saflok Passport
- Sargent System 45
- Tesa HT Series
- Timelox 2000
- Vingcard 2000 Series
- Vingcard 3000 Series
- Ving VISION

Card Dimensions

- Finished card size: 2 1/8" x 3 3/8" (54 mm x 86 mm)
- Finished card thickness: .030" (0.76 mm)

*If your lock system is not listed, please contact our customer service department for compatibility information. Samples are available upon request for testing.

Major Chain Logo Card

Available for immediate shipping
Please call **1.800.999.6213** or **+1.514.340.9025**
or visit www.dormakabalodgingstore.com for online purchasing See examples:



Custom Keycard Design

We will develop a custom look for your establishment.
See examples:



Custom Printed Keycards

An ideal way to promote special events, restaurants, sports facilities or other hotel services. Custom printed keycards can be an integral part of your business's promotional strategy. dormakaba offers complete in-house design and printing services to simplify your ordering process. Please request a custom keycard printing specification sheet (Form M1903E) or visit our online store at www.dormakabalodgingstore.com for additional information on artwork development.


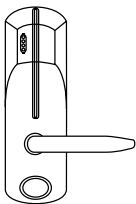
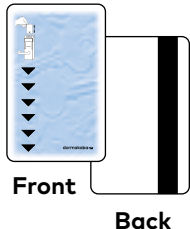
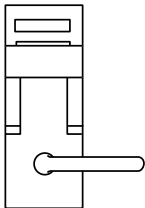
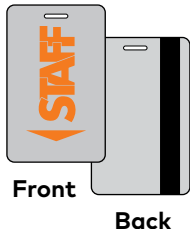
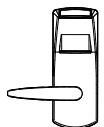
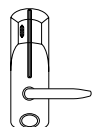
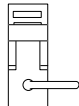
Keycards & Other Printing

Generic Keycards, Custom Keycards, Cleaning Supplies, etc.

Generic Keycards

In stock for immediate shipment.

Solitaire 710-II, 710 Hotel Keycards

Description	Lock	Part #
<p>Standard keycard</p> <p>Front Lock operation pictogram Two colors Powder Blue and Black</p> <p>Back Not printed</p> 		LOC-F0600-BLAN
<p>System 700 II Hotel Keycards</p> <p>Standard keycard</p> <p>Front Generic design Two colors Turquoise & Black</p> <p>Back Not printed</p> 		LOC-F0300-B003
<p>Staff Keycards</p> <p>One color front on a rich silver background, front and plain back Directional arrow on front Ideal for Hotel/Resort staff Punched slots accept retractable card holder (also available)</p> 	 <p>E-760, 770</p>  <p>710-II</p>  <p>700-II</p>	<div><div>LOC-FRED-BLAN</div><div>LOC-FORAN-BLAN</div><div>LOC-FYELL-BLAN</div><div>LOC-FGREN-BLAN</div><div>LOC-FBLUE-BLAN</div><div>LOC-FPURP-BLAN</div><div>LOC-FBLCK-BLAN</div></div> <div><div>RED</div><div>ORANGE</div><div>YELLOW</div><div>GREEN</div><div>BLUE</div><div>PURPLE</div><div>BLACK</div></div> <div>KC-STAFFPAK</div>

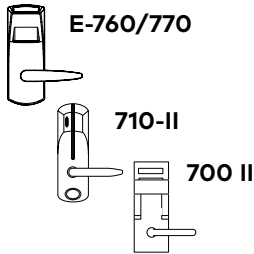

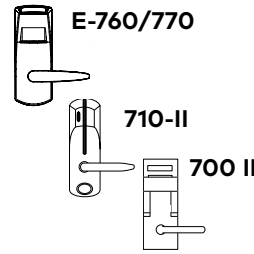

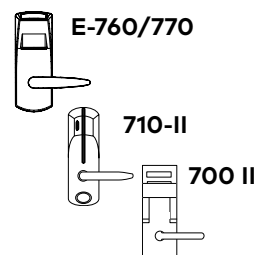

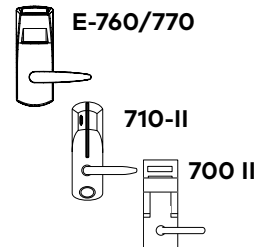
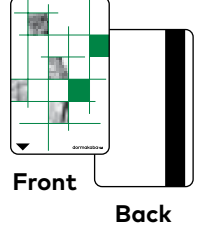
Keycards & Other Printing

Generic Keycards, Custom Keycards, Cleaning Supplies, etc.

Generic Keycards

In stock for immediate shipment.

Generation E-760,770, Solitaire 710-II, 710, System 700 II Keycard

Description	Lock	Part #
Multi-lock "A" Front Two Colors with arrow Back No pictogram, blank		LOC-F1050-BLAN
		
Multi-lock "B" Front Two Colors with arrow Back No pictogram, blank		LOC-F1100-BLAN
		
Multi-lock "C" Front Two Colors with arrow Back No pictogram, blank		LOC-F1150-BLAN
		
Multi-lock "D" Front Two Colors with arrow Back No pictogram, blank		LOC-F1200-BLAN
		



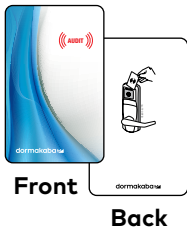


Keycards & Other Printing

Generic Keycards for Contactless 790

Generic Keycards

In stock for immediate shipment.


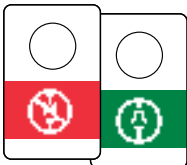



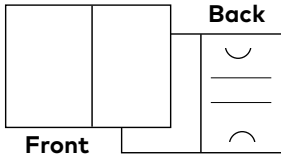

Confidant RFID, Q90, 790 Keycard

Description	Lock	Part #
Mini Mifare - GUEST keycard No audit trail Front Four Colors Back 790 pictogram	 Confidant RFID	No Mag: RFO-F2002-B790 LOC Mag: RFL-F2002-B790 HIC Mag: RFH-F2002-B790
1K Mifare - STAFF keycard Audit trail Front Four Colors Back 790 pictogram	 Confidant RFID	No Mag: RFO-F1001-B790 LOC Mag: RFL-F1001-B790 HIC Mag: RFH-F1001-B790
4K Mifare - AUDIT keycard Audit trail Front Four Colors Back 790 pictogram	 Confidant RFID	No Mag: RFO-F3003-B790 LOC Mag: RFL-F3003-B790 HIC Mag: RFH-F3003-B790
1K Mifare - FOB Audit trail	 Confidant RFID	RED: FOB-M1K-RED
1K Mifare - Wristband Audit trail	 Confidant RFID	RED: WBD-M1K-RED

Custom keycards and other wristbands and fobs colours are available call kim for pricing and availability.

Keycards & Other Printing

Accessories

Item	Description	Part #
Do Not Disturb / English 	Door Hanger Front "Please Do Not Disturb" One color red Back "Please Service Room" One color green	BLK-SERV-DND
Do Not Disturb - Pictogram 	Door Hanger Pictograms only (no text) Front: Red Do not enter Back: Green enter	BLK-SERV0-DND
Retractable Card Holder 	For staff keycards Box of 10 Convenient belt or pocket clip with self-retracting cord.	P203-10
Cleaning Cards 	Box of 50 For regular use in all electronic locking systems to ensure good performance. Cleans magnetic read/write heads in locks, FDU's and Remote Access Controller.	065-501367CC
Welcome Pockets (English) 	Box of 3000 All text, corner borders and logo are dark blue on a white background Cover text Welcome in 7 languages inside text: Safety tips (English).	FLD-WHT-0001
Welcome Pockets (Blank) 	Box of 3000 All white, no printing	FLD-WHT-0000
Welcome Pockets (Bilingual) 	Box of 3000 All text and logo are dark blue on a white background. Cover text Welcome in 6 languages inside text: Safety tips (French and English)	FLD-WHT-0002



Door
Hardware



Electronic
Access & Data



Mechanical
Key Systems



Lodging
Systems



Entrance
Systems



Safe
Locks



Service

Our Sustainability Commitment

Dpiciis dolore, sit plit alibus natiure veniandipsam in rectatem qui re volupit occusdaectur aliquis imperumqui aboria nit, quati andae et re corera none res voluptatur modit aut fuga. Idiorer uptate evendit, totates dolestiumet volorem faccum quae pro es di dolorest tureperspe volores quid explabo riti- am quos suntur sam lis none nullam dolorepero velbea incienihil molupti isci- magni beatiae officil intium id qui quiberum.

