dormakaba

Price List
Architectural Hardware

United States | PL38 | March 2026

What's New

Architectural Hardware

- Remove DORMA throughout
- Replace DORMA SKC and dormakaba SKC throughout with SKC
- Update pricing

Page blank intentionally

Table of Contents

Introduction	Terms of Sale	6
	Finishes Cross Reference	9
Locks	Locks Product Guide	10
	M1000 Grade 1 Mortise Series	12
	MD100 Grade 1 Mortise Dead Bolt Series	24
	T900 Tubular Series	27
	C100 Grade 1 Cylindrical Series	33
	DB100 Grade 1 Dead Bolt Series	41
	C200 Grade 2 Cylindrical Series	46
	C500 Grade 2 Cylindrical Series	53
	DB600 Grade 2 Dead Bolt Series	57
	C300 Grade 2 Cylindrical Series	61
	J300 Grade 2 Interconnected Series	63
Cylinders, Keys, and Keying	Cylinders, Keys, and Keying Product Guide	65
	Master Keying/SKC Policy	66
	Conventional Non-IC Mortise Cylinders	67
	Small & Large Format Interchangeable Cores	68
	Retrofit Cylinder Housings	79
	Tailpieces	81
	Keys and Key Blanks	81
	SFIC Padlocks	83
	Service Parts	84
	Labeling and Cylinder Marking	86
Exit Devices	Exit Devices Guide	87
	9000 Series	89
	9100 Series Wide Stile Concealed Vertical Rod Exit Device	90
	9300 Series Wide Stile Rim Exit Device	92
	9400 Series Wide Stile Surface Vertical Rod Exit Device	94
	9500 Series Wide Stile Mortise Exit Device	96
	9000 Series Exit Trims	101
	9000 Series Exit Trim Options, Cylinders & Mullions	114
	9600 Series Narrow Stile Concealed Vertical Rod Exit Device	118
	9700 Series Narrow Stile Rim Exit Device	120
	9800 Series Narrow Stile Surface Vertical Rod Exit Device	122
	9000 Series Narrow Stile Options and Accessories	124
	9000 Series Narrow Stile Exit Trims	127
	9000 Series Narrow Stile Exit Trim Options, Cylinders & Mullions	133
	8000 Series	137
	8300 Series Rim Exit Device	138
	8400 Series Surface Vertical Rod Exit Device	140
	8000 Series Options and Accessories	142
	8000 Series Exit Trims	144
	8000 Series Exit Trim Options, Cylinders & Mullions	151

Electronic Access Control Components	DKPS Power Supply Series	154
	AC Series	159
	PB Series	161
	39 Series	165
	KS Series	167
	Accessories	170
Low Energy Operators	ED900 Series	173
	ED50/ED100	177
Surface Closers	Surface Closers Product Guide	179
	TS93 Series	181
	8900 Series	184
	8600 Series	190
	7400 Series	194
	7300 Series	198
	STA Series	202
	GSR Series	204
	Closer Bodies	206
Fire/Life Safety	Fire/Life Safety Product Guide	208
	EMR/EMF Series	210
	1800 Series	214
	EM Series	218
Concealed Closers/Pivots	Concealed Door Closers Product Guide	220
	BTS80 Series	222
	BTS80 EMB Series	228
	BTS75V Series	234
	ITS96 Series	240
	RTS88 Series	242
	LM Series Heavy-Duty Pivots	248
	LM Series Extra Heavy-Duty Pivots	252
Stops/Holders	900/700 Series	256
Architectural Pulls and Handles	Finishes Cross Reference	260
	TG138 Locking and Non-Locking Ladder Pulls	261
	TG9387 Non-Locking Ladder Pulls	264
	MANET Non-Locking Ladder Pulls	267
	TG Decorative Pulls	270
	ARCOS Decorative Pulls	271
	Pull Handles for Commercial Doors	272

General information

Terms and conditions of sale

1. **Acceptance.** The following Terms and Conditions of sale are applicable to all Quotations, Contract, Purchase Orders, Order Acknowledgement Forms, and sales of Seller's services and products, and are the only applicable terms and conditions thereto, except for terms establishing prices, quantities, delivery schedules, terms of payment, invoicing, shipping instructions, and the identification of the products associated with each transaction. If any conflict exists between the Terms and Conditions and a Quotation, Purchase Order, Order Acknowledgment form, or sale, these Terms and Conditions shall prevail BY REQUESTING A QUOTATION OF ORDERING ANY PRODUCTS OR SERVICES FROM SELLER, BUYER AGREES TO ALL THE FOLLOWING TERMS AND CONDITIONS. If a written contract signed by both parties is in existence covering the sale of the goods and services, the terms and conditions of the contract shall control to the extent they are inconsistent with these Terms and Conditions.

1. **Order Procedure.** Buyer may or may not request the preparation of a Quotation prior to ordering any products or services from Seller. Buyer then shall place a Purchase Order with Seller. By placing a Purchase Order, Buyer makes an offer to purchase products or services from Seller pursuant to these Terms and Conditions. Seller, in its discretion, may accept or reject the Purchase Order. If Seller accepts the Purchase Order, Seller shall issue an Order Acknowledgement Form confirming Buyer's order. No Purchase Order is binding on Seller unless accepted by Seller as provided in these Terms and Conditions.

2. **Quotations**. All Quotations by Seller are subject to change or withdrawal without prior notice to Buyer unless otherwise specifically stated in the Quotation. Quotation prices are valid on Purchase Orders placed within 90 days of the quote being issued, unless otherwise specifically stated in the quotation. If no order is placed within the stated time frame, prices may be adjusted to reflect the then-current published prices, surcharges, escalators, or other pricing adjustment due to, among other things, costs of materials, labor, transportation, taxes, duties, and other cost increases to Seller. All resulting Purchase Orders become effective only if and when approved and accepted in writing by Seller by the issuance of its Order Acknowledgement Form. Seller reserves the right to discontinue manufacture of any products or change products materials, design, or specifications without notice.

Quotation prices are valid on Purchase Orders placed within 90 days of the quote being issued, unless otherwise specifically stated in this quotation. If no order is placed within the stated time frame, prices may be adjusted to reflect the then-current published prices, surcharges, escalators, or other pricing adjustment due to, among other things, costs of materials, labor, transportation, taxes, duties, and other cost increases to Seller. All resulting Purchase Orders become effective only if and when approved and accepted in writing by Seller by the issuance of its Order Acknowledgement Form. All Quotations and resulting orders are subject to Seller's Terms and Conditions set forth in the price book.

3. **Site Requirements.**

a. The Quotation is contingent upon all work being performed during normal business hours unless otherwise negotiated and a mutually agreeable schedule. The Quotation is calculated on one continuous installation engagement based on acceptable site conditions where other dependent scopes have completed preparation for proposed materials (i.e. electrical work, floor work, adjacent construction). When Buyer has given authorization for work to begin, no other scopes may impede Seller's ability to complete installation in agreed upon area. Seller reserves the right to invoice for costs that are incurred due to unacceptable site conditions or delays by others resulting in additional installation visits.

b. Signed acceptance by Buyer of shop drawings and/or submittals shall be interpreted as acceptance that proposed scope is the correct interpretation of construction documents. Any field verification and/or work required by others as detailed in the submittal will be provided and coordinated by Buyer. Work shall not begin nor shall orders be placed for any projects until all shop drawings and submittals have been approved in writing by Buyer.

4. **Warranty.** Seller warrants only that all products sold pursuant to a Quotation or Purchase Order will conform to the description in the Price Book and will be free from defects in workmanship and materials. The duration of each product warranty is dependent on the particular product. Refer to EAD & DHW warranty statement. Extended warranties may be available for an additional cost. Seller is not responsible for defects or damages caused by wear and tear, consumable materials, vandalism, fires, storms, floods, acts of God, misuse, abuse or alteration by any company other than Seller. Seller further warrants that Buyer will receive good and valid title to the products. Any claim on account of nonconforming or defective products or for any other cause whatsoever shall conclusively be deemed waived by Buyer unless written notice thereof is given to Seller promptly after discovery but no later than sixty (60) days from date of shipment. Seller shall have the right either to replace or repair any nonconforming or defective products, to refund the purchase price upon return of the products, or to grant a reasonable allowance on account of such nonconformance or defect Seller's liability and Buyer's exclusive remedy for nonconforming or defective products shall be limited solely to replacement, repair, refund, or allowance as Seller may elect. Seller shall be given reasonable opportunity to investigate all claims and no materials shall be returned to Seller until after inspection and approval by Seller and receipt by Buyer of written shipping instructions from Seller. Buyer acknowledges and agrees that the remedies set forth in this paragraph are Buyer's exclusive remedies for the delivery of nonconforming or defective products.

Additional Warranties

a) No credit will be provided for any work completed by others during warranty term.

b) Warranty work will be performed during normal business hours with our standard response times. Any warranty work taking place beyond normal business hours or with expedited response time may be billable.

c) Products repaired or replaced under the warranty are warranted only through the remainder of the original warranty period.

DISCLAIMER OF FURTHER WARRANTIES. EXCEPT AS SET FORTH ABOVE, THERE IS NO WARRANTY, REPRESENTATION, OR CONDITION OF ANY KIND, EXPRESS OR IMPLIED (INCLUDING NO WARRANTY OF MERCHANTABILITY OR FITNESS OF THE PRODUCTS FOR ANY USE CONTEMPLATED BY BUYER) CONCERNING

SELLER'S PRODUCTS OR SERVICES AND NONE SHALL BE IMPLIED BY LAW.

5. **LIMITATION OF LIABILITY AND REMEDIES**. SELLER SHALL NOT BE LIABLE, AND BUYER WAIVES ALL CLAIMS AGAINST SELLER FOR ANY INCIDENTAL, CONSEQUENTIAL, OR SPECIAL DAMAGES, INCLUDING WITHOUT LIMITATION, LOST REVENUES AND PROFITS EVEN IF SELLER HAS BEEN ADVISED OF THE POSSIBILITY OF SUCH DAMAGES. BUYER'S EXCLUSIVE REMEDY FOR ANY CAUSE OF ACTION UNDER THESE TERMS AND CONDITIONS IS A CLAIM FOR DAMAGES AND IN NO EVENT WILL DAMAGES OR ANY OTHER RECOVERY OF ANY KIND AGAINST SELLER EXCEED THE PURCHASE PRICE OF THE SPECIFIC PRODUCTS OR SERVICES AS TO WHICH THE CLAIM IS MADE. SELLER WILL NOT BE LIABLE TO BUYER FOR ANY LOSS,

General information

Terms and conditions of sale (con't)

DAMAGE, OR INJURY TO PERSONS OR PROPERTY RESULTING FROM THE HANDLING, STORAGE, TRANSPORTATION, RESALE, OR USE OF THE PRODUCTS IN MANUFACTURING PROCESSES, OR IN COMBINATION WITH OTHER SUBSTANCES, OR OTHERWISE.

6. **Intellectual Property Indemnification.** (a) Seller agrees to defend, indemnify and hold Buyer harmless against any claims, costs, damages, liability and expenses resulting from actual or alleged patent, trademark, or copyright infringement, misappropriation of confidential information, or violation of any other intellectual property right, domestic or foreign, in the selling or use of any part or product that is owned by Seller and that pertains to the subject matter of a Quotation, Purchase Order, or sale of products or services (provided that the product is not modified in anyway by Buyer or any other party, and that the product is used in the manner intended by Seller). If a suit or claim results in any injunction or any other order that would prevent Seller from supplying any product falling under a Quotation, Purchase Order, or sale, or if the result of such a suit or claim would, in the reasonable opinion of Seller, otherwise cause Seller to be unable to supply such products, Seller shall have the right, at its option, if it so chooses, to do one or more of the following: (i) secure an appropriate license to permit Seller to continue supplying the products to Buyer; (ii) modify the relevant product so that it becomes non-infringing, provided that any modification does not cause any material change to the operation or performance of the product; or (iii) replace the relevant product with a non-infringing but practically equivalent product. (b) Buyer agrees to defend, indemnify, and hold Seller harmless against any claims, costs, damages, liability and expenses resulting from actual or alleged patent, trademark, or copyright infringement, misappropriation of confidential information, or violation of any other intellectual property right, domestic or foreign, in the making, using or selling of any product or using any process that is owned by Buyer or is designed or specified by Buyer and that pertains to the subject matter of a Quotation, Purchase Order, or sale.

7. **Ownership of Inventions.** All drawings, know-how, designs, confidential information, and the like disclosed to Buyer by Seller and all rights therein will remain the property of Seller. Buyer shall have no claim to, ownership interest in, no license to, or no rights to any information provided or communicated by Seller.

8. **Lead Times.** If applicable, lead times are based on standard requirements by factory to provide materials proposed. Ship dates will be provided as estimate only once order is placed with the factory. Adequate packaging will be provided for any normal shipping circumstance such that materials will be protected and labeled as required. Special packaging may be provided for an additional expense. Shipping will be cost effective unless expedited fees are accepted by Buyer. If materials are to be provided to job site or Buyer location, Seller will make an informed decision as to the best instruction to provide the shipping company. If materials are not required to have direct delivery, materials will be brought to branch for pickup by Buyer. All freight terms shall be FOB. Any claims for damage in transit or lost freight, receiving, and inspection of materials is the responsibility of Buyer. It is a requirement of Buyer to inspect and review all materials prior to accepting shipment.

9. **Title/Risk of Loss.** All products shall be shipped FOB Seller's manufacturing facility to Buyer's designated delivery location. Unless otherwise agreed by the parties, Seller shall select the method of and carrier for the products. Seller reserves the right to ship items in a single or in multiple shipments. Title and risk of loss to products ordered passes to Buyer upon delivery of the products to the freight carrier. Unless mutually agreed upon in writing, shipping dates are approximate and are based upon prompt receipt of all necessary information.

10. **Prices.** Quoted price is valid for 90 days. Seller reserve the right to revise quotations after the 90 days. All accepted Purchase Orders are subject to Seller's price in effect at time of shipment. Buyer shall be responsible for any increase in freight rates or transportation charges occurring after Seller prepared the Order Acknowledgment Form. on the Order Acknowledgment Form. Buyer shall pay to Seller in addition to the purchase price the amount of all fees, duties, licenses, and all sales, use, privilege, occupation, excise, or other taxes, federal, state, local, or foreign which Seller is required to pay or collect in connection with products or services sold to Buyer.

11. **Payments.** Unless otherwise agreed in writing between the parties, all Seller's invoices are payable within thirty (30) days of their date. Time is of the essence. Interest on past due amounts will be assessed at the rate of 2% per month (24% per annum), or the maximum allowable by law.

Seller reserves the right to full payment upon completion of work unless credit is pre-established. For any work requiring materials purchase or scheduling, a 50% deposit is due at time of proposal acceptance. Twenty percent (20%) of the Quotation, Purchase Order value may be billed after job award. Joint check agreements may be requested at the discretion of Seller. If payment is outstanding for any one account, work may be stopped and outstanding orders cancelled until account is restored. Should Seller require the use of collection, attorney's fees, or fees for insufficient funds, Buyer agrees that these funds will be repaid to Seller. Seller retains the right to file a lien against all or part of the property being improved. Seller reserves the right to add a 2.5% charge if invoice becomes delinquent beyond terms.

12. **Cancellation.** In the event a Buyer's Purchase Order and the issuance of an Order Acceptance Form is cancelled, it will be subject to standard 35% restocking fees, cancellation fees, engineering fees, materials & freight costs incurred, and administrative fees. Standard cancellation is 20% of order as long as no materials have been ordered. Should Buyer release material orders, Buyer will be liable for that portion of the job and 20% of the remaining amount of work unperformed/unordered.

13. **Storage.** If applicable, Seller reserves the right to implement a storage fee if delivery is delayed after agreed upon date. Should project timeline require storage of materials, Seller reserves the right to bill for those materials at the time they have been received at a Seller location, Buyer location, or at job site. Certificate of insurance for stored materials can be provided to Buyer upon request. Signed acceptance by Buyer of shop drawings and/or submittals shall be interpreted as acceptance that proposed scope is the correct interpretation of construction documents. Any field verification and/or work required by others as detailed in the submittal will be provided and coordinated by Buyer.

14. **Insolvency.** Seller may, at any time or times, suspend performance of any order or require payment in cash, security, or other adequate assurance satisfactory to Seller when, in Seller's opinion, the financial condition of Buyer or other grounds for insecurity, including the filing of a petition for bankruptcy, warrant such action.

15. **Force Majeure.** Seller shall not be liable for any delay in fulfilling any order due to (a) fires, floods, strikes, or other labor disputes, accidents to machinery, acts of sabotage, riots, precedence or priorities granted at the request or for the benefit, directly or indirectly, of the federal or any state government or any subdivision or agency thereof, delays in transportation or lack of transportation facilities, restrictions imposed by federal or state legislation or rules of regulations thereunder; or (b) any cause beyond the control of Seller.

16. **Ownership of Equipment.** Unless otherwise agreed in a writing, all material, equipment, facilities, and special tooling, which term includes but is not limited to jigs, dies, fixtures, molds, patterns, special taps, special gauges, special test equipment, and manufacturing aids and replacements thereof, used in the manufacture of the products covered by any order shall remain the property of Seller. Any material, tooling, and equipment furnished to Seller by Buyer shall be and remain the personal property of Buyer with the title to and right of possession

General information

Terms and conditions of sale (con't)

remaining in Buyer.

17. **Confidential Information.** All information furnished or made available by Seller to Buyer in connection with a transaction shall be held in confidence by Buyer. Buyer agrees not to use such information or disclose such information to others without Seller's prior written consent. The obligations of this paragraph does not apply to any information which (a) at the time of disclosure was, or thereafter becomes, generally available to the public by publication or otherwise through no breach by Buyer of any obligation herein, (b) Buyer can show by written records was in Buyer's possession prior to disclosure by the disclosing party, (c) is legally made available to Buyer by or through a third party having no direct or indirect confidentiality obligation to Seller with respect to such information, (d) was independently developed by Buyer without use of any of Seller's confidential information, or (e) is required to be disclosed pursuant to applicable law.

18. **Waiver.** No waiver by Seller of any of these Terms and Conditions shall be effective unless explicitly set forth in writing and signed by Seller. No failure to exercise, or delay in exercising, any rights, remedy, power, or privilege arising from these Terms and Conditions shall operate or be construed as a waiver thereof, nor shall any single or partial exercise of any right, remedy, power, or privilege hereunder preclude any other or further exercise thereof or the exercise of any other right, remedy, power or privilege.

19. **Assignment.** No assignment of any right or interest or delegation of any obligation or performance of Buyer under this order may be made without the prior written consent of Seller. Any attempted assignment or delegation will be wholly void and totally ineffective for all purposes.

20. **Choice of Law.** All sales, agreements for sale, offers to sell, proposals, acknowledgments and contracts of sale, including, but not limited to, Purchase Orders accepted by Seller, shall be considered a contract under the laws of the State of Delaware, and the rights and duties of all persons, and the construction and effect of all provisions hereof, shall be governed by and construed according to the laws of the State of Delaware.

21. **Integration Clause.** These Terms and Conditions constitute the entirety of terms and conditions, except as set forth in paragraph one, governing the sale and purchase of products and services sold by Seller. No modification of these Terms and Conditions shall be of any force or effect unless in writing and signed Seller and Buyer. Buyer may desire to utilize its own form of acknowledgment or acceptance of these Terms and Conditions. However, the use of any such form shall be for convenience only. No modification of these Terms and Conditions shall be affected by the acknowledgment or acceptance of purchase orders, shipping instruction forms, bills of lading or any other document containing terms or conditions at variance with or in addition to those set forth herein, all such varying or additional terms being hereby objected to and rejected by Seller and deemed to be waived by Buyer.

22. **Installation Projects.** Communication: Buyer shall communicate all of these installation terms to any end-user receiving installation services from dormakaba. Work Execution: Any installation quote is prepared with the understanding that openings within the scope of work ("Work") have doors and frames in good working order. dormakaba will perform the Work in the order set forth in a field survey conducted by an end-user, an end-user consultant, or Buyer prior to beginning the installation. Work shall occur weekdays during normal business hours (M-F, 8am – 5pm, local time). Work performed outside of normal business hours is available at a rate of 135% of the normal base rate. Any Work requested to be performed outside of normal business hours will require start and stop time confirmation with installation site, such start and stop time to be obtained by the Buyer or the end-user. Installation Projects are performed as one continuous installation event, from commencement until the completion of the installation. Unless specifically noted otherwise in writing, there will be additional charges for delays or additional trips not caused by dormakaba. Commencement of installation is conditioned on acceptable site conditions, including the completion of dependent scopes of work (e.g., electrical work, keying meetings, distribution of credentials). When Buyer or end-user has given authorization for work to begin, Buyer or end-user shall ensure no other scopes may impede dormakaba's ability to complete installation in agreed upon area. dormakaba reserves the right to assess a fee for costs incurred due to unacceptable site conditions or delays by others resulting in additional installation visits. Union labor, prevailing wage, and certified payroll are excluded from the installation quote unless otherwise set forth in writing. Insurance certificates will be provided upon request. Coverage is limited to the types and amounts set forth on the insurance certificate. Includes execution of materials only as detailed within proposal. Additional Charges: Additional charges may be assessed for delays or additional install time to correct any deficiencies or discrepancies between scope of work and actual jobsite. Any dormakaba materials delivered to Buyer but missing from installation site will be reordered at customer's expense. Any hardware changes or change orders shall be quoted on a separate proposal and timeline. Storage: dormakaba reserves the right to assess a storage fee if Buyer or end-user causes delivery to be delayed after the agreed upon delivery date. Should project timeline require storage of materials after delivery to Buyer or end-user, through no act or omission of dormakaba, dormakaba reserves the right to assess a storage fee, Buyer location, or at job site. Certificate of insurance for stored materials can be provided to Buyer upon request. Exclusions: Unless explicitly included in the installation quote, these are excluded: Distribution to staff of any form of keys, fobs or cards or credentials; any temporary security, barricades, or signage; all carpentry work outside of this specification including drywall, paint, framing, patching of existing holes, etc.; union labor, prevailing wage & certified payroll unless noted otherwise; permits are the responsibility of the end-user; Any special consideration for asbestos and lead paint hazards; any bonds; any NFPA or other certification of tolerances or rating concerning product, door, and frame configuration; disposal of material and packaging; damage from negligence, vandalism or Force Majeure; cleaning of site beyond broom clean; cost for special insurance requirements; consumable materials (e.g., batteries); any electrical work including 120v connections and low voltage wiring pulls; and other similar categories of labor and materials not included in the installation quote.

23. **Installation Warranty.** In addition to the standard product warranty, products installed by the dormakaba Field Services team are covered by a one (1)-year installation warranty on materials to be free from manufacturer defects and on installation labor performed. Extended warranties are available for an additional cost. dormakaba is not responsible for defects or damages caused by wear and tear, consumable materials (e.g., batteries), vandalism, fires, storms, floods, acts of God, misuse, abuse, or alteration on by any company other than dormakaba. No credit will be provided for any work completed by others during warranty term. dormakaba reserves the right to withhold the performance of warranty work if Buyer payments have become past due. Warranty work will be performed during normal business hours with our standard response times. Any warranty work taking place beyond normal business hours or with expedited response time may be billable. In the event that Buyer, its agents, employees, successors, and/or assigns tampers with, misuses, removes any parts, or adds any parts or equipment, Buyer agrees to indemnify, save and hold harmless dormakaba, its agents, employees, successors, and/or assigns, from any and all liability, damages, or losses, including reasonable attorney's fees, arising out of, or incidental to, the aforementioned conduct. dormakaba warrants that all goods manufactured by dormakaba and all services provided by dormakaba hereunder will be free from defects in workmanship and materials for twelve (12) months from the date of final project invoice to the carrier, unless sold as "With All Faults", "Shop", "As Is", "As They Stand" or other similar designation. Products repaired or replaced under the warranty are warranted only through the remainder of the original warranty period.

General information

Finishes Cross Reference

Finish Description	Finish Appearance	dormakaba/BHMA Code	Nearest U.S. Equivalent
Brass	Bright	605	US3
	Satin	606	US4
Bronze	Polished	611	US9
	Satin	612	US10
	Oil Rubbed/Dark Satin	613	US10B
Nickel	Bright	618	US14
	Satin	619	US15
Chrome	Bright	625	US26
	Satin	626	US26D
Stainless	Bright	629	US32
	Satin	630	US32D
Aluminum	Satin Anodized	628	US28
Dark Oxidized Bronze	Satin Anodized	710	US10B
Flat Black	Anodized	711	US19
Aluminum	Painted or Powder Coated	689	US28
Dark (Statuary) Bronze	Painted or Powder Coated	690	US20
Light (Dull) Bronze	Painted or Powder Coated	691	US10
Black	Painted or Powder Coated	693	Black Anodized
Dark (Duronodic) Bronze	Painted or Powder Coated	695	Dark Bronze Anodized
Satin Brass (Gold)	Painted or Powder Coated	696	US4
Primed	Painted or Powder Coated	600	USP
Custom	Painted or Powder Coated	Custom	RAL Pallet
Designer	Painted	Designer	Sample Match

* Excluding Mechanical Locks, Architectural Pulls & Handles, and Sliding Systems. See appropriate product section for available finishes.

Reference: ANSI A156.18 American National Standard for Materials and Finishes

600 Series Plated Finishes designate the appearance of the finish, regardless of the base material. For example, 605 defines a polished brass material, but 605 can be any base material, like steel or stainless, that is finished to provide the appearance of polished brass.

Standard sprayed finishes are shown above.

For a **Custom Color**, refer to the Custom Color Pallet. For Door Controls, a $110.00 net setup fee per purchase order, per color will be charged. For exits and trim, a $120.00 net setup fee per purchase order, per color will be charged. For a copy of the Custom Color Pallet, please contact your Representative or our Customer Service Department. Locks are NOT included in the Custom Color program.
For a **Designer Color**, custom matched to a supplied sample, three (3) each 2" × 3" color chip samples are required. For Door Controls, a non-refundable fee of $270.00 net is required per color match request, per order prior to processing. For exits and trim, non-refundable $430.00 net fee is required per color match request, per order prior to processing. Allow six (6) weeks for designer color development. If a match can not be made to the customer's satisfaction after three (3) attempts, dormakaba reserves the right to decline the order. Metallic colors are difficult to duplicate and may be rejected. Locks are NOT included in the Designer Color program.

Please contact our Sales Service Department, or your local sales representative for further information.

Locks

How to Determine Hand of Door

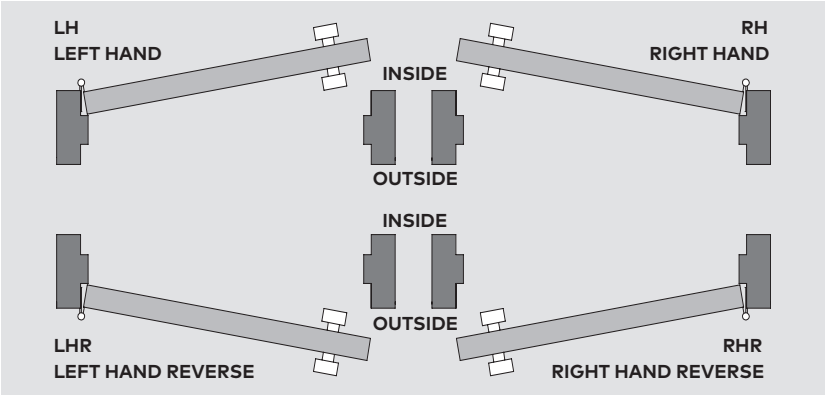

How to Determine Handed Levers

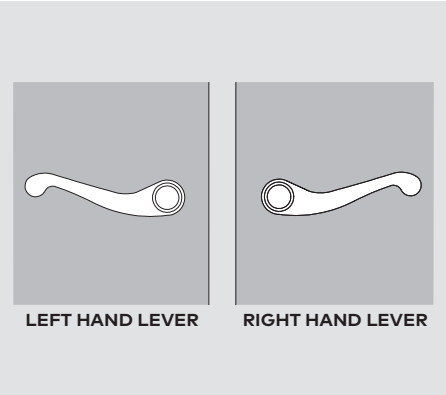

Product Guide

	Description	ANSI BHMA	Fire Rated	Standard Cylinder	SFIC	Schlage Style/LFIC
M1000 Lock	GR1 Mortise Lock	Yes	Yes	Yes	Yes	Yes
T900 Lock	GR2 Decorative Tubular Lock (M9000 Trim)	No	Option	N/A	N/A	N/A
MD100	GR1 Small Case Mortise Dead Bolt	Yes	Yes	Yes	Yes	Yes
C100 Lever Lock	GR1 Cylindrical Lever Lock	Yes	Yes	Yes	Yes	No
DB100 Dead Bolt	GR1 Tubular Dead Bolt	Yes	Yes	Yes	Yes	No
C200 Lever Lock	GR1 Tubular Dead Bolt	Yes	Yes	Yes	Yes	No
DB600 Dead Bolt	GR2 Tubular Dead Bolt	Yes	Yes	Yes	Yes	No
C500 Lever Lock	GR2 Cylindrical Lever Lock	Yes	Yes	Yes	Yes	No
C300 Lever Lock	GR2 Cylindrical Lever Lock	Yes	Option	Yes	No	No
J300 Interconnected Lock	GR2 Interconnected Lock	Yes	Yes	Yes	Yes	No

M1000 Series
Ordering Guide

	Function
Privacy w/DB & indicator	996
Faculty restroom/hotel w/ DB & indicator	986
Storeroom w/DB single cylinder	980
Dormitory w/DB (F21)	973
Intruder dead bolt (F33)	968
Intruder dead bolt (F34)	967
Storeroom w/DB (F14)	966
Storeroom w/DB (F35)	958
Dormitory w/DB (F11)	957
Corridor w/DB (F13)	956
Entry w/DB (F20)	953
Privacy w/DB (F19)	940
Institution (F30)	082
Electrically unlocked/ locked w/double locking	082EU
Electrically unlocked/ locked w/double locking	082EL
Electrically unlocked/ locked	080EU
Electrically unlocked/ locked	080EL
Storeroom (F07)	080
Storeroom single sided	079
Classroom intruder latch bolt w/inside indicator	072
Classroom intruder latch bolt (F32)	071
Classroom (F05)	070
Classroom single sided	069
Apartment (F09)	060
Office/entry (alt F04)	053
Office/entry (F04)	050
Privacy, bedroom/bath w/ coin turn indicator	046
Privacy bedroom/bath w/ emergency turn indicator	045
Privacy, bedroom/bath w/ coin turn	042
Privacy, bedroom/bath w/ emergency turn	040
Exit/communicating passage	026
Exit/communicating passage (F31)	025
Passage/closet (F01)	010
Dummy trim two sides	002
Dummy trim one side	001

	Lever
Premium	LA
Premium	LD
Premium	LN
Premium	L109
Premium	L110
Premium	L112
Premium	L114
Premium	L117
Standard	LT
Standard	LR
Standard	LF
Standard	LG
Standard	LC

	Finish
630AM	Satin stainless anti-microbial
626AM	Satin chrome anti-microbial
630	Satin stainless
629	Bright stainless
626	Satin chrome
625	Bright chrome
622	Satin black
619	Satin nickel
618	Bright nickel
613	Dark oxidized satin bronze
612	Satin bronze
606	Satin brass
605	Bright brass

1. Additional functions available.
2. Standard door thickness is 1-3/4" to 2-1/4" (44mm to 51mm) Requirements for doors 1-13/16" (46 mm) and thicker can vary by trim and function. Consult factory for these special applications.
3. Example shows default values. Refer to Lock Options section for full details.

Split finishes available - pricing will default to higher priced finish option
Split levers available - pricing will default to higher priced lever style

M1	953	D	LR	A	626	_____	RH	134	5006	114	XXXX

Product Family
Heavy Duty Grade 1 Mortise Lockset

	Cylinder
Temporary SFIC	T
SFIC (less core)	J
Less cylinder	L
Conventional cylinder	D
Temporary Schlage LFIC	G
Schlage LFIC (less core)	R

	Rose / Escutcheon
A	2-1/4" Dia. Rose
B	2-9/16" Dia. Rose
H	2-5/16" x 8-9/16" Escutcheon (630AM not avail)
M	2-1/4"x7-1/2" Escutcheon
D	2-9/16" Dia. Decorative Rose (629 and 630 only)

Security Screws
(619, 625, 626, 630 finishes only)

	Door Hand
TX	
RH	Right hand
RHR	Right hand reverse
LH	Left hand
LHR	Left hand reverse

Door Thickness[2]
Strike Options[3]
Lip Length[3]
Keying Options Field

Trim Options

Lever Options — Standard

LR

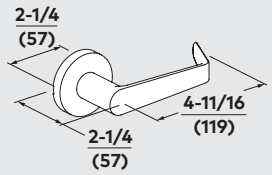

LC

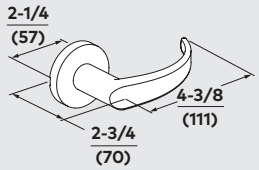

LF

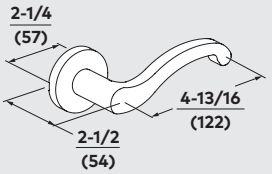

LG

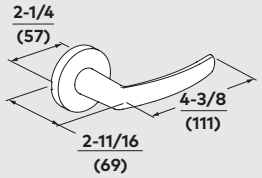

LT

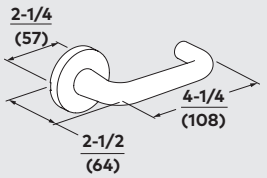

LV

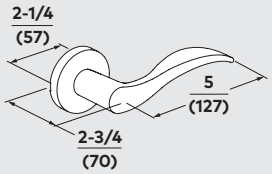

L118

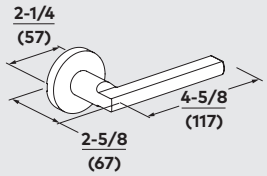

Lever Options — Premium

LA

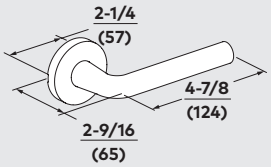

LD

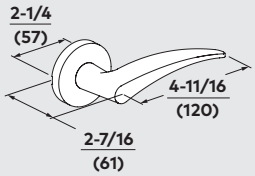

LN

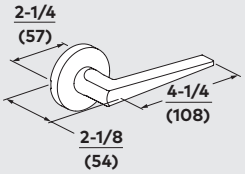

L109

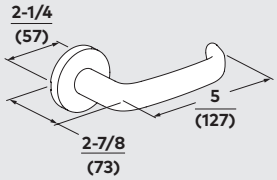

L110

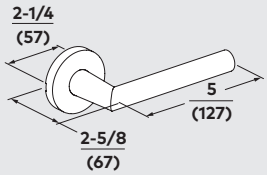

L112

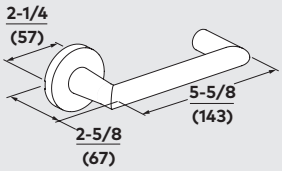

L114

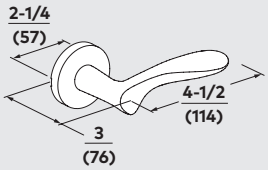

L117

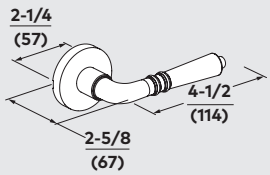

Note: L109, L112, and L117 avaialble in 629/630 only

Trim Styles
All Finishes

Wrought Roses

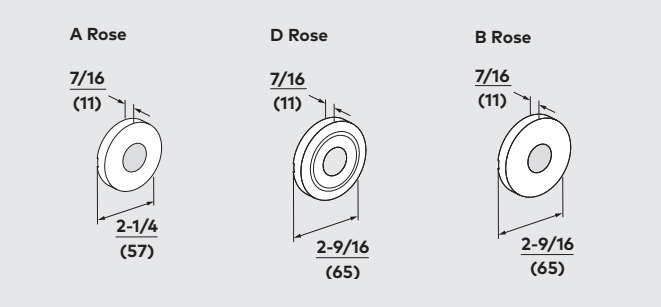

Note: D rose only available in 630

Escutcheons

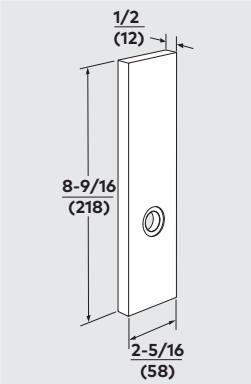

H - Cast or Forged

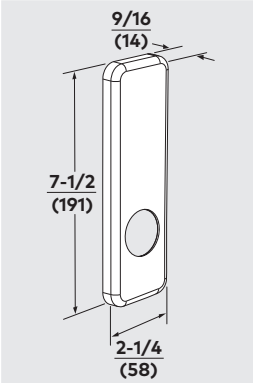

M - Wrought

Note: 630 anti-microbial not available in H escutcheon)

Finish Availability Chart

	605	606	612	613	618	619	622	625	626	629	630
Standard Levers											
LR	•	•	•	•	•	•	•	•	•		•
LC	•	•	•	•	•	•	•	•	•		•
LG	•	•	•	•	•	•	•	•	•		•
LF	•	•	•	•	•	•	•	•	•		
LT	•	•	•	•	•	•	•	•	•		•
LV	•	•	•	•	•	•	•	•	•		
L118		•	•	•	•	•	•				•
Premium Levers											
LA	•	•	•	•	•	•	•	•	•		•
LD	•	•	•	•	•	•	•	•	•		
LN	•	•	•	•	•	•	•	•	•		
L109										•	•
L110	•	•	•	•	•	•	•	•	•		•
L112										•	•
L114	•	•	•	•	•	•	•	•	•		
L117										•	•

NOTE: See next 4 pages for mortise lock pricing arranged by Trim Style.

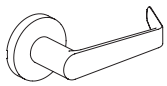

Standard levers with **Rose** trim

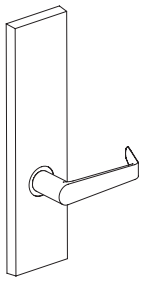

Standard levers with **Escutcheon** trim

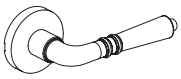

Premium levers with **Rose** trim

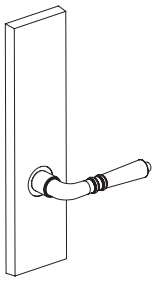

Premium levers with **Escutcheon** trim

Standard Lever – Rose Styles

Levers: LR, LC, LF, LG, LT, LV, L118

Roses: A, B, D

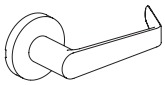

L118 not available in 605, 625, or 626 finish
LF and LV not available in 630 finish
See Lever Finish Availability Chart
D rose only available in 629 or 630 finish

ANSI #	Function	Description	A,B,D Rose 626 List $	A,B,D Rose 605, 606, 612, 613, 618, 619, 622, 625, 629,630 List $
Non-Keyed				
—	M1001 (w/out lock case)	Single dummy	351.00	402.00
—	M1002 (w/out lock case)	Double dummy	746.00	803.00
—	M1003 (w/lock case)	Single dummy	552.00	582.00
—	M1004 (w/lock case)	Double dummy	906.00	961.00
F01	M1010	Passage/closet	975.00	1,084.00
F31	M1025	Exit/communicating passage	1,122.00	1,236.00
	M1026	Exit (double sided trim)	1,301.00	1,551.00
—	M1041	Privacy, bedroom or bath	1,122.00	1,236.00
—	M1043	Privacy w/coin turn	1,199.00	1,316.00
—	M1047	Privacy w/indicator	1,350.00	1,410.00
F19	M1940	Privacy w/ deadbolt	1,350.00	1,410.00
—	M1942	Privacy w/ deadbolt and coin turn	1,434.00	1,490.00
Keyed, Single Cylinder				
F04	M1050	Office/Entry	1,249.00	1,370.00
F04	M1053	Office/Entry	1,249.00	1,370.00
—	M1056	Office/Entry w/automatic unlocking	1,359.00	1,482.00
—	M1069	Classroom (single sided trim)	1,084.00	1,249.00
F05	M1070	Classroom	1,249.00	1,370.00
	M1079	Storeroom (single sided trim)	1,084.00	1,249.00
F07	M1080	Storeroom	1,249.00	1,370.00
—	M1080EL[1]	Electrically locked (Fail Safe; 24 V)	1,880.00	1,935.00
—	M1080EU[1]	Electrically unlocked (Fail Secure; 24 V)	1,880.00	1,935.00
F20	M1953	Entry w/dead bolt	1,286.00	1,410.00
F13	M1956	Corridor w/dead bolt	1,286.00	1,410.00
F12	M1959	Dormitory/Exit w/dead bolt	1,286.00	1,410.00
F21	M1973	Dormitory w/dead bolt	1,286.00	1,410.00
—	M1980	Storeroom w/dead bolt	1,286.00	1,410.00
F15	M1985	Faculty restroom/hotel w/dead bolt	1,359.00	1,482.00
—	M1986	Faculty restroom/hotel w/dead bolt/indicator	1,465.00	1,599.00
—	M1996	Privacy w/dead bolt/indicator	1,465.00	1,599.00
Keyed, Double Cylinder				
F09	M1060	Apartment	1,370.00	1,499.00
F32	M1071	Intruder latch bolt	1,370.00	1,499.00
F30	M1082	Institution lock	1,370.00	1,499.00
—	M1082EL[2]	Electrically locked (Fail Safe) w/double locking (24 V)	1,986.00	2,041.00
—	M1082EU[2]	Electrically unlocked (Fail Secure) w/double locking (24 V)	1,986.00	2,041.00
F11	M1957	Dormitory w/dead bolt	1,438.00	1,499.00
F35	M1958	Storeroom w/dead bolt	1,438.00	1,499.00
F14	M1966	Storeroom w/dead bolt	1,438.00	1,499.00
F34	M1967	Intruder w/dead bolt	1,438.00	1,499.00
	M1968	Intruder w/dead bolt	1,438.00	1,499.00
Deadbolt Only				
F17	M1960	Deadbolt Only — Cylinder × Turn **(No Trim)**	650.00	676.00
F18	M1961	Deadbolt Only — Cylinder × Blank **(No Trim)**	534.00	567.00
F16	M1962	Deadbolt Only — Cylinder × Cylinder **(No Trim)**	784.00	814.00
F29	M1963	Deadbolt Only — Classroom **(No Trim)**	784.00	814.00

NOTES:
1. Available with Request to Exit (RX), Latch Monitoring (LM) or both
2. Available with Request to Exit (RX) or Latch Monitoring
See RX and LM Pricing

Standard Lever – Escutcheon Styles

Levers: LR, LC, LF, LG, LT, LV, L118
Escutcheons: H, M

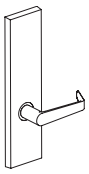

NOTE: H Escutcheon Trim cannot be rehanded in the field.

L118 not available in 605, 625, or 626 finish
LF and LV not available in 630 finish
See Lever Finish Availability Chart

			H Escutcheon		M Escutcheon	
			626	**605, 606, 612, 613, 618, 619, 622, 625, 629,630**	**626**	**605, 606, 612, 613, 618, 619, 622, 625, 629,630**
ANSI #	**Function**	**Description**	**List $**			
Non-Keyed						
—	M1001 (w/out lock case)	Single dummy	—	—	—	—
—	M1002 (w/out lock case)	Double dummy	817.00	806.00	715.00	765.00
—	M1003 (w/lock case)	Single dummy	—	—	—	—
—	M1004 (w/lock case)	Double dummy	983.00	964.00	865.00	920.00
F01	M1010	Passage/closet	1,103.00	1,073.00	930.00	1,031.00
F31	M1025	Exit/communicating passage	—	—	—	—
	M1026	Exit (double sided trim)	1,633.00	1,821.00	1,477.00	1,691.00
	M1041	Privacy, bedroom or bath	1,256.00	1,217.00	1,065.00	1,176.00
	M1043	Privacy w/coin turn	1,336.00	1,291.00	1,136.00	1,250.00
	M1047	Privacy w/indicator	—	—	—	—
F19	M1940	Privacy, w/deadbolt	1,431.00	1,375.00	1,284.00	1,338.00
—	M1942	Privacy w/deadbolt and coin turn	1,508.00	1,450.00	1,355.00	1,410.00
Keyed, Single Cylinder						
F04	M1050	Office/Entry	1,388.00	1,339.00	1,182.00	1,298.00
F04	M1053	Office/Entry	1,388.00	1,339.00	1,182.00	1,298.00
—	M1056	Office/Entry w/automatic unlocking	1,506.00	1,397.00	1,288.00	1,408.00
	M1069	Classroom (single sided trim)	—	—	—	—
F05	M1070	Classroom	1,388.00	1,339.00	1,182.00	1,298.00
	M1079	Storeroom (single sided trim)	—	—	—	—
F07	M1080	Storeroom	1,388.00	1,339.00	1,182.00	1,298.00
—	M1080EL[1]	Electrically locked (Fail Safe; 24 V)	1,956.00	1,875.00	1,775.00	1,829.00
—	M1080EU[1]	Electrically unlocked (Fail Secure; 24 V)	1,956.00	1,875.00	1,775.00	1,829.00
F20	M1953	Entry w/dead bolt	1,429.00	1,377.00	1,217.00	1,334.00
F13	M1956	Corridor w/dead bolt	1,429.00	1,377.00	1,217.00	1,334.00
F12	M1959	Dormitory/Exit w/dead bolt	1,429.00	1,377.00	1,217.00	1,334.00
F21	M1973	Dormitory w/dead bolt	1,429.00	1,377.00	1,217.00	1,334.00
—	M1980	Storeroom w/dead bolt	1,429.00	1,377.00	1,217.00	1,334.00
F15	M1985	Faculty restroom/hotel w/dead bolt	1,506.00	1,431.00	1,288.00	1,408.00
—	M1986	Faculty restroom/hotel w/dead bolt/indicator	—	—	—	—
—	M1996	Privacy w/dead bolt/indicator	—	—	—	—
Keyed, Double Cylinder						
F09	M1060	Apartment	1,515.00	1,459.00	1,298.00	1,417.00
F32	M1071	Intruder latch bolt	1,515.00	1,459.00	1,298.00	1,417.00
F30	M1082	Institution lock	1,515.00	1,459.00	1,298.00	1,417.00
—	M1082EL[2]	Electrically locked (Fail Safe) w/double locking (24 V)	2,062.00	1,969.00	1,873.00	1,929.00
—	M1082EU[2]	Electrically unlocked (Fail Secure) w/double locking (24 V)	2,062.00	1,969.00	1,873.00	1,929.00
F11	M1957	Dormitory w/dead bolt	1,515.00	1,459.00	1,362.00	1,417.00
F35	M1958	Storeroom w/dead bolt	1,515.00	1,459.00	1,362.00	1,417.00
F14	M1966	Storeroom w/dead bolt	1,515.00	1,459.00	1,362.00	1,417.00
F34	M1967	Intruder w/dead bolt	1,515.00	1,459.00	1,362.00	1,417.00
	M1968	Intruder w/dead bolt	1,515.00	1,459.00	1,362.00	1,417.00
Deadbolt Only						
F17	M1960	Deadbolt Only — Cylinder × Turn **(No Trim)**	—	633.00	—	—
F18	M1961	Deadbolt Only — Cylinder × Blank **(No Trim)**	—	531.00	—	—
F16	M1962	Deadbolt Only — Cylinder × Cylinder **(No Trim)**	—	761.00	—	—
F29	M1963	Deadbolt Only — Classroom **(No Trim)**	—	761.00	—	—

NOTES:
1. Available with Request to Exit (RX), Latch Monitoring (LM) or both
2. Available with Request to Exit (RX) or Latch Monitoring
See RX and LM Pricing

Premium Lever – Rose Styles

Levers: LA, LD, LN, L109, L110, L112, L114, L117

Roses: A, B, D

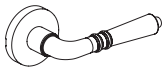

L109, L112, and L117 not available in 625 or 626 finishes
LD, LN, and L114 not available in 630 finish
See Lever Finish Availability Chart
D rose only available in 629 or 630 finish

ANSI #	Function	Description	A, B, D Rose 626 List $	A, B, D Rose 605, 606, 612, 613, 618, 619, 622, 625, 629,630 List $
Non-Keyed				
—	M1001 (w/out lock case)	Single dummy	346.00	397.00
—	M1002 (w/out lock case)	Double dummy	736.00	787.00
—	M1003 (w/lock case)	Single dummy	538.00	569.00
—	M1004 (w/lock case)	Double dummy	890.00	946.00
F01	M1010	Passage/closet	958.00	1,061.00
F31	M1025	Exit/communicating passage	1,099.00	1,210.00
	M1026	Exit (double sided trim)	1,359.00	1,609.00
	M1041	Privacy, bedroom or bath	1,099.00	1,210.00
	M1043	Privacy w/coin turn	1,169.00	1,294.00
	M1047	Privacy w/indicator	1,319.00	1,376.00
F19	M1940	Privacy w/dead bolt	1,319.00	1,376.00
—	M1942	Privacy w/dead bolt and coin turn	1,401.00	1,451.00
Keyed, Single Cylinder				
F04	M1050	Office/Entry	1,217.00	1,334.00
F04	M1053	Office/Entry	1,217.00	1,334.00
—	M1056	Office/Entry w/automatic unlocking	1,326.00	1,448.00
	M1069	Classroom (single sided trim)	1,107.00	1,273.00
F05	M1070	Classroom	1,217.00	1,334.00
	M1079	Storeroom (single sided trim)	1,107.00	1,273.00
F07	M1080	Storeroom	1,217.00	1,334.00
—	M1080EL[1]	Electrically locked (Fail Safe; 24 V)	1,829.00	1,882.00
—	M1080EU[1]	Electrically unlocked (Fail Secure; 24 V)	1,829.00	1,882.00
F20	M1953	Entry w/dead bolt	1,254.00	1,375.00
F13	M1956	Corridor w/dead bolt	1,254.00	1,375.00
F12	M1959	Dormitory/Exit w/dead bolt	1,254.00	1,375.00
F21	M1973	Dormitory w/dead bolt	1,254.00	1,375.00
—	M1980	Storeroom w/dead bolt	1,254.00	1,375.00
F15	M1985	Faculty restroom/hotel w/dead bolt	1,326.00	1,448.00
—	M1986	Faculty restroom/hotel w/dead bolt/indicator	1,427.00	1,560.00
—	M1996	Privacy w/dead bolt/indicator	1,427.00	1,560.00
Keyed, Double Cylinder				
F09	M1060	Apartment	1,334.00	1,460.00
F32	M1071	Intruder latch bolt	1,334.00	1,460.00
—	M1072	Intruder latch bolt with indicator	1,448.00	1,573.00
F30	M1082	Institution lock	1,334.00	1,460.00
—	M1082EL[2]	Electrically locked (Fail Safe) w/double locking (24 V)	1,929.00	1,985.00
—	M1082EU[2]	Electrically unlocked (Fail Secure) w/double locking (24 V)	1,929.00	1,985.00
F11	M1957	Dormitory w/dead bolt	1,407.00	1,460.00
F35	M1958	Storeroom w/dead bolt	1,407.00	1,460.00
F14	M1966	Storeroom w/dead bolt	1,407.00	1,460.00
F34	M1967	Intruder w/dead bolt	1,407.00	1,460.00
	M1968	Intruder w/dead bolt	1,407.00	1,460.00
Deadbolt Only				
F17	M1960	Deadbolt Only — Cylinder × Turn **(No Trim)**	607.00	633.00
F18	M1961	Deadbolt Only — Cylinder × Blank **(No Trim)**	500.00	531.00
F16	M1962	Deadbolt Only — Cylinder × Cylinder **(No Trim)**	733.00	761.00
F29	M1963	Deadbolt Only — Classroom **(No Trim)**	733.00	761.00

NOTES: 1. Available with Request to Exit (RX), Latch Monitoring (LM) or both
2.Available with Request to Exit (RX) or Latch Monitoring
See RX and LM Pricing

Premium Lever – Escutcheon Styles

Levers: LA, LD, LN, L109, L110, L112, L114, L117
Escutcheons: H, M



NOTE: H Escutcheon Trim cannot be rehanded in the field.

			H Escutcheon		M Escutcheon	
		See Lever Finish Availability Chart	**626**	**605, 606, 612, 613, 618, 619, 622, 625, 629,630**	**626**	**605, 606, 612, 613, 618, 619, 622, 625, 629,630**
ANSI #	**Function**	**Description**	**List $**			
Non-Keyed						
—	M1001 (w/out lock case)	Single dummy	—	—	—	—
—	M1002 (w/out lock case)	Double dummy	867.00	849.00	753.00	810.00
—	M1003 (w/lock case)	Single dummy	—	—	—	—
—	M1004 (w/lock case)	Double dummy	1,031.00	901.00	906.00	964.00
F01	M1010	Passage/closet	1,159.00	1,126.00	977.00	1,082.00
F31	M1025	Exit/communicating passage	—	—	—	—
	M1026	Exit (double sided trim)	1,691.00	1,878.00	1,535.00	1,749.00
	M1041	Privacy, bedroom or bath	1,313.00	1,276.00	1,117.00	1,227.00
	M1043	Privacy w/coin turn	1,395.00	1,347.00	1,188.00	1,304.00
	M1047	Privacy w/indicator	—	—	—	—
F19	M1940	Privacy w/dead bolt	1,493.00	1,432.00	1,339.00	1,395.00
—	M1942	Privacy w/dead bolt and coin turn	1,569.00	1,511.00	1,415.00	1,468.00
Keyed, Single Cylinder						
F04	M1050	Office/Entry	1,446.00	1,400.00	1,236.00	1,351.00
F04	M1053	Office/Entry	1,446.00	1,400.00	1,236.00	1,351.00
—	M1056	Office/Entry w/automatic unlocking	1,567.00	1,456.00	1,344.00	1,466.00
	M1069	Classroom (single sided trim)	—	—	—	—
F05	M1070	Classroom	1,446.00	1,400.00	1,236.00	1,351.00
	M1079	Storeroom (single sided trim)	—	—	—	—
F07	M1080	Storeroom	1,446.00	1,400.00	1,236.00	1,351.00
—	M1080EL[1]	Electrically locked (Fail Safe; 24 V)	2,032.00	1,947.00	1,844.00	1,900.00
—	M1080EU[1]	Electrically unlocked (Fail Secure; 24 V)	2,032.00	1,947.00	1,844.00	1,900.00
F20	M1953	Entry w/dead bolt	1,493.00	1,436.00	1,276.00	1,395.00
F13	M1956	Corridor w/dead bolt	1,493.00	1,436.00	1,276.00	1,395.00
F12	M1959	Dormitory/Exit w/dead bolt	1,493.00	1,436.00	1,276.00	1,395.00
F21	M1973	Dormitory w/dead bolt	1,493.00	1,436.00	1,276.00	1,395.00
—	M1980	Storeroom w/dead bolt	1,493.00	1,436.00	1,276.00	1,395.00
F15	M1985	Faculty restroom/hotel w/dead bolt	1,567.00	1,491.00	1,344.00	1,466.00
—	M1986	Faculty restroom/hotel w/dead bolt/indicator	—	—	—	—
—	M1996	Privacy w/dead bolt/indicator	—	—	—	—
Keyed, Double Cylinder						
F09	M1060	Apartment	1,580.00	1,537.00	1,351.00	1,477.00
F32	M1071	Intruder latch bolt	1,580.00	1,537.00	1,351.00	1,477.00
F30	M1082	Institution lock	1,580.00	1,537.00	1,351.00	1,477.00
—	M1082EL[2]	Electrically locked (Fail Safe) w/double locking (24 V)	2,139.00	2,061.00	1,946.00	2,001.00
—	M1082EU[2]	Electrically unlocked (Fail Secure) w/double locking (24 V)	2,139.00	2,061.00	1,946.00	2,001.00
F11	M1957	Dormitory w/dead bolt	1,580.00	1,537.00	1,419.00	1,477.00
F35	M1958	Storeroom w/dead bolt	1,580.00	1,537.00	1,419.00	1,477.00
F14	M1966	Storeroom w/dead bolt	1,580.00	1,537.00	1,419.00	1,477.00
F34	M1967	Intruder w/dead bolt	1,580.00	1,537.00	1,419.00	1,477.00
	M1968	Intruder w/dead bolt	1,580.00	1,537.00	1,419.00	1,477.00
Deadbolt Only						
F17	M1960	Deadbolt Only — Cylinder × Turn **(No Trim)**	—	633.00	—	—
F18	M1961	Deadbolt Only — Cylinder × Blank **(No Trim)**	—	531.00	—	—
F16	M1962	Deadbolt Only — Cylinder × Cylinder **(No Trim)**	—	761.00	—	—
F29	M1963	Deadbolt Only — Classroom **(No Trim)**	—	761.00	—	—

NOTES:
1. Available with Request to Exit (RX), Latch Monitoring (LM) or both
2. Available with Request to Exit (RX) or Latch Monitoring
See RX and LM Pricing

Cylinder Types, Keying Options, and Keyways

Cylinder	Option	Description		List Add/Deduct $
Conventional Cylinders (non-interchangeable core)				
D		Conventional cylinder	Example: M1070D	
	KD	**Keyed differently to a random combination; SC keyway with 2 keys (default)**		**N/C**
	KA2	Keyed alike in pairs to a random combination; SC keyway with 2 keys		N/C
	NSK	Keyed alike, sets of three or more; SC keyway with 2 keys		22.00
	NS2	Keyed alike double cylinder locks; SC keyway with 2 keys		40.00
	1-Bit	Operated by 1-bit cut key; SC, SE keyway with 2 key blanks (order 1-bit key separately)		N/C
	0-Bit	Operated by 0-bit key; D100 keyway — ⊘ **Keys sold separately**		N/C
	0-Bit	Operated by 0-bit cut key; AA, CA, CB, CC, CD, CE, RA, RB, GA, SF, YA, YG keyways with 2 key blanks		22.00
	MKD	Master keyed; SC, SE, or D100 keyway — ⊘ **Keys sold separately**		27.00
	MK2	Master keyed double cylinder lock; SC, SE, or D100 keyway — ⊘ **Keys sold separately**		53.00
	CMK	Construction master keyed single cylinder locks — ⊘ **Keys sold separately**		29.00
	CM2	Construction master keyed double cylinder locks — ⊘ **Keys sold separately**		57.00
L		Lock less conventional cylinder and cylinder ring	Example: M1070L	Deduct 30.00
Interchangeable Core Cylinders				
T		SFIC — Housing with keyed temporary SFIC construction core (Core may be returned for a full refund) — ⊘ **Keys sold separately**	Example: M1070T	64.00
J		SFIC — Housing with disposable plastic SFIC plug	Example: M1070J	64.00
G		Schlage LFIC — Housing with keyed temporary Schlage LFIC construction core (Core may be returned for full refund) — ⊘ **Keys sold separately**	Example: M1070G	76.00
R		Schlage LFIC — Housing less core	Example: M1070R	15.00

1. For uncombinated cores, UNC, cores must be ordered separately, see Cylinders, Keys & Keying.
Locks will be supplied w/plastic construction core, Option J.

⊘ Denotes keys must be ordered separately.

Cut Keys Ordered Separately

Part #	Description	List $
45101	SFIC Cut key — Change key, master key, construction master key, or control key; BA, BB, BC, BD, BE, BF BG, BH, BJ, BK, BL, BM, BQ, SC, SE keyways	13.00
45401	SFIC Cut key — Change key, master key, or control key; SKC keyways — D100 etc.	18.00
45103	SFIC Cut key — Emergency key for M1985C or M1986C; BA keyways	34.00
45403	SFIC Cut key — Emergency key for M1985C or M1986C; SKC keyways — D100 etc.	34.00
45404	CONV/LFIC Cut key — 1-bit key for operating 1-bit cylinders — SC, SE keyways	10.00
45405	LFIC Cut key — 1-bit control key (to install/remove "1-bit" LFIC cores) — SC keyway	10.00
44101SC	CONV/LFIC Key blank — SC keyway	7.00
44104SC	LFIC Key blank — Control key (to install/remove LFIC Cores) — SC keyway	9.00

NOTES:
- M1985D and M1986D are available MKD, CMK, or 1-bit only.
- Emergency keys for M1985D and M1986D are 45101 or 45401.
- Distribution of SKC keys (listed as D100) is restricted. See Cylinders, Keys & Keying section for SKC policies.
- 1-bit cylinder comes with (2) uncut keys and will require a 1-bit cut key, sold separately, to operate cylinder. SC and SE keyways only.
- See Keys and Key Blanks section for complete list.

Configuration Options

Description: Grade 1 Mortise Locks Less Components (Use LRA trim design and specified finish for base list price.)	List Deduct $
Less outside lever and rose Example: M1953D **LLL** × LRA 626 RH 134 5006 114; includes mortise less trim kit 76007272	Deduct 36.00
Less inside lever and rose Example: M1953D LRA × **LLL** 626 RH 134 5006 114; includes mortise less trim kit 76007272	Deduct 36.00
Less strike Example: M1953D LRA 626 RH 134 **LLL**	Deduct 36.00

NOTES:
- For other configurations, consult factory.
- Mortise locks not available less trim both sides.

Strikes

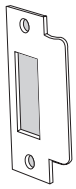

Part #	Description	List Add $
5006 — ANSI Strike for Mortise Lock (*see below for usage)		
5006-114	**1-1/4" × 4-7/8", 1-1/4" lip length, square corner, curved lip**	N/C
5006-078	1-1/4" × 4-7/8", 7/8" lip length, square corner, straight lip	30.00
5006-112	1-1/4" × 4-7/8", 1-1/2" lip length, square corner, curved lip	30.00
5006-134	1-1/4" × 4-7/8", 1-3/4" lip length, square corner, curved lip	30.00
5006-200	1-1/4" × 4-7/8", 2" lip length, square corner, curved lip	30.00
5006-214	1-1/4" × 4-7/8", 2-1/4" lip length, square corner, curved lip	42.00

* Default length strike shown in bold for all M1000 functions. Lip length is distance from center of mounting holes to edge of strike.

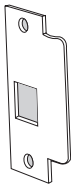

Part #	Description	List Add $
5007 — ANSI Strike for Mortise Lock (*see below for usage)		
5007-114	1-1/4" × 4-7/8", 1-1/4" lip length, square corner (specify hand)	20.00

* Optional handed strike available for M1000 functions without dead bolts. Only available in 1-1/4" lip length. Specify hand.

Antimicrobial Coating

Description of Components Coated		List Add $
Available on 626 and 630 finishes only. **Specify AM. Example: 626AM or 630AM**		
Rose Trim A, B, or D	Inside: lever, rose, and thumbturn Outside: Lever and rose	113.00
Escutcheon Trim H* or M	Inside: lever, escutcheon, and thumbturn Outside: Lever and escutcheon	130.00

NOTES:
- Extended leadtime, consult factory.
- *AM option on 630 H escutcheon, consult factory.

Special Application Options

Occupancy Indicators

	Part #	Description	List Add $
	79019	Occupancy indicator for rose trim used w/cylinder, reading OCCUPIED/VACANT or SECURED/UNSECURED. Both readings supplied. Specify finish.	143.00
	79020	Occupancy indicator for rose trim used without cylinder, emergency access, reading OCCUPIED/VACANT. Specify finish.	143.00
	79022	Occupancy indicator w/cointurn for rose trim used without cylinder, reading OCCUPIED/VACANT. Specify finish.	143.00

NOTES:
- 1-3/4"–2-1/8" thick doors.
- Specify finish. Example: 79019 626.
- Indicators will work on the following functions but may have unexpected operation on lock sets that remain locked when the dead bolt is retracted: M1046, 1056, 1072, 1940, 1942, 1953, 1956, 1957, 1959, 1960, 1961, 1962, 1966, 1967, 1968, 1973, 1974, 1980, 1985, 1986, 1996

Tactile Markings

	Part #	Description	List Add $
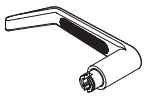	660003	Abrasive coated lever (all designs)	72.00

NOTE: Tactile marking is applied to outside lever only, unless otherwise specified. Prices shown per single lever.

Request to Exit/Latch Monitoring

Suffix	Description	List Add $
RX	Request to exit, M1080EU/ 1080EL/ 1082EU/ 1082EL. Specify RX. Example: M1080ELRX.	256.00
LM	Latch Monitoring, M1080EL/1080EU/ 1082EL/ 1082EU. Specify LM. Example: M1080EULM.	256.00
RXLM	Request to Exit & Latch Monitoring, 1080EL/ 1080EU. Specify RXLM. Example: M1080ELRX.	503.00
RXQC	Request to Exit & Quick Connect, M1080EU/ 1080EL/ 1082EU/ 1082EL. Specify RXQC. Example M1080EURXQC	314.00
LMQC	Latch Monitoring & Quick Connect, M1080EU/ 1080EL/ 1082EU/ 1082EL. Specify LMQC. Example M1080EULMQC	314.00
RXLMQC	Request to Exit, Latch Monitoring & Quick Connect, M1080EU/ 1080EL/ 1082EU/ 1082EL. Specify RXLMQC 486.00 Example M1080EURXLMQC	561.00
QC	Quick Connect Ex. M1080EUQC	58.00

Security Screws

Specify	Description	List Add $
TX A/B/D	Security screws for all exposed fasteners (sectional trim and dead bolts only).	28.00
TX H	Security screws for all exposed fasteners (H escutcheon only).	30.00
TX M	Security screws for all exposed fasteners (M escutcheon only).	30.00

NOTE: Only available for use with 619, 625, 626, and 630 finish locksets.

MD100 Series
Ordering Guide

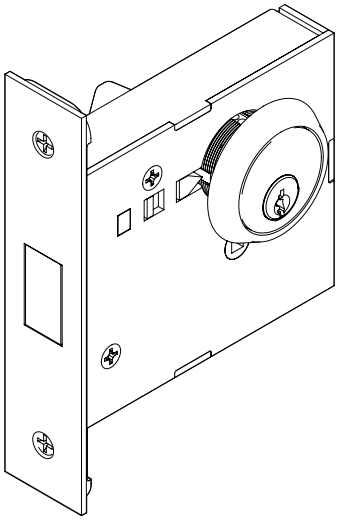

Function

- Turn Only — 81
- Indicator × Turn — 71
- Cylinder × Classroom — 63*
- Cylinder × Cylinder — 62
- Cylinder × Blank — 61
- Cylinder × Turn — 60

Antimicrobial Coating — AM

TX — Security Screws

Strike Options

Keying Options Field

MD1	60	626			RH	134	5301	D	XXXX

Product Family

Grade 1 Small Case Mortise Dead Bolt

- Satin Stainless — 630
- Satin Chrome — 626
- Bright Chrome — 625
- Matte Black — 622
- Bright Nickel — 618
- Satin Nickel — 619
- Dark Oxidized Satin Bronze — 613
- Satin Bronze — 612
- Satin Brass — 606
- Bright Brass — 605

- Right Hand/ Right Hand Reverse — RH
- Left Hand/ Left Hand Reverse — LH

Handing (MD163 only)

134 — 1-3/4"–2-1/4"

Door Thickness

- T — Temporary SFIC
- J — SFIC (Less Core)
- L — Less Cylinder
- D — Conventional Cylinder
- G — Temporary Schlage LFIC
- R — Schlage LFIC (Less Core)

Cylinder Type

* D963 function available in 613, 619, 626, and 630 finish only.

			626, 630, 619	605, 606, 612, 613, 622, 625
ANSI #	**Function**	**Description**	**List $**	
E06071	MD160	Cylinder × Turn	503.00	534.00
E06061	MD162	Cylinder × Cylinder	577.00	607.00
E06091	MD163	Cylinder × Classroom	577.00	607.00
E06081	MD161	Cylinder × Blank	477.00	506.00
—	MD171	Cylinder Indicator × Turn	577.00	614.00
E06181	MD181	Turn Only	378.00	397.00

Cylinder Types, Keying Options, and Keyways

Cylinder	Option	Description		List Add/Deduct $
Conventional Cylinders (non-interchangeable core)				
D		Conventional cylinder	Example: MD160D	
	KD	**Keyed differently to a random combination; SC keyway with 2 keys (default)**		**N/C**
	KA2	Keyed alike in pairs to a random combination; SC keyway with 2 keys		N/C
	NSK	Keyed alike, sets of three or more; SC keyway with 2 keys		22.00
	NS2	Keyed alike double cylinder locks; SC keyway with 2 keys		40.00
	1-Bit	Operated by 1-bit cut key; SC, SE keyway with 2 key blanks (order 1-bit key separately)		N/C
	1-Bit	Operated by 1-bit cut key; D100 keyway — ⊘ **Keys sold separately**		N/C
	0-Bit	Operated by 0-bit cut key; AA, CA, CB, CC, CD, CE, RA, RB, GA, SF, YA, YG keyways with 2 key blanks		22.00
	MKD	Master keyed; SC, SE, or D100 keyway — ⊘ **Keys sold separately**		27.00
	MK2	Master keyed double cylinder lock; SC, SE, or D100 keyway — ⊘ **Keys sold separately**		53.00
	CMK	Construction master keyed single cylinder locks — ⊘ **Keys sold separately**		29.00
	CM2	Construction master keyed double cylinder locks — ⊘ **Keys sold separately**		57.00
L		Lock less conventional cylinder and collar	Example: MD160L	Deduct 30.00
Interchangeable Core Cylinders				
T		SFIC — Housing with keyed temporary SFIC construction core (Core may be returned for a full refund) — ⊘ **Keys sold separately**	Example: MD160T	64.00
J		SFIC — Housing with disposable plastic SFIC plug	Example: MD160J	64.00
G		Schlage LFIC — Housing with keyed temporary Schlage LFIC construction core (Core may be returned for full refund) — ⊘ **Keys sold separately**	Example: MD160G	76.00
R		Schlage LFIC — Housing less core	Example: MD160R	15.00

1. For uncombinated cores, UNC, cores must be ordered separately, see Cylinders, Keys & Keying.
Locks will be supplied w/plastic construction core, Option J.

⊘ Denotes keys must be ordered separately.

Cut Keys Ordered Separately

Part #	Description	List $
45101	SFIC Cut key — Change key, master key, construction master key, or control key; BA, BB, BC, BD, BE, BF BG, BH, BJ, BK, BL, BM, BQ, SC, SE keyways	13.00
45401	SFIC Cut key — Change key, master key, or control key; SKC keyways — D100 etc.	18.00
45404	CONV/LFIC Cut key —1-bit key for operating 1-bit cylinders — SC, SE keyways	10.00
45405	LFIC Cut key — 1-bit control key (to install/remove "1-bit" LFIC cores) — SC keyway	10.00
44101SC	CONV/LFIC Key blank — SC keyway	7.00
44104SC	LFIC Key blank — Control key (to install/remove LFIC Cores) — SC keyway	9.00

NOTES:
- Distribution of SKC keys (listed as D100) is restricted. See Cylinders, Keys & Keying section for SKC policies.
- 1 bit cylinder comes with (2) uncut keys and will require a 1 bit cut key, sold separately, to operate cylinder. SC and SE keyways only.
- See Keys and Key Blanks section for complete list.

MD100 Accessories

Antimicrobial Coating

Description of Components Coated		List $
Available on 626 and 630 finished. Specify AM. Example 626AM or 630AM.		
Inside	Thumb Turn and Rose if applicable to function	50.00

NOTE: AM Coating not available on Cylinders (AM Coating not available on outside). Extended lead time required, consult factory.

Security Screws

Specify	Description	List $
TX	Security Screws for Strike, Armor Plate, Thumb Turn	30.00

NOTE: Only available for use with 619, 625, 626, and 630 finish locksets.

T900 Series
Ordering Guide

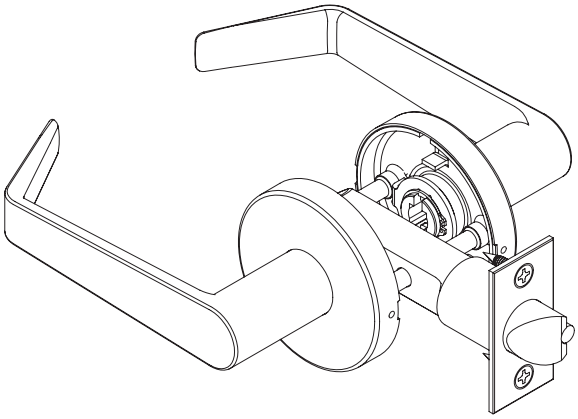

Finish[3]

630	— Satin Stainless
626	— Satin Chrome
625	— Bright Chrome
622 PVD	— Satin Black
619 PVD	— Satin Nickel
613 PVD	— Dark Oxidized Satin Bronze
612 PVD	— Satin Bronze
606 PVD	— Satin Brass
605 PVD	— Bright Brass

Function

Privacy, Bedroom or Bath —	40
Exit/Communicating Passage —	25
Passage/Closet —	10
Double Dummy —	02
Single Dummy, Through-Bolted —	01

Rose Design

2-9/16" Dia.[1] Decorative —	D
2-9/16" Dia. —	B

Fire-Rated[5]

F

Latch Bolt[6]

Strike Options[6]

Lip Length[6]

T9	10	LR	B	626		RH		90202	134	5101	118

Product Family
Grade 2
Tubular Lockset

LC	— Lever
LD	— Lever, Handed
LG	— Lever
LN	— Lever
LR	— Lever
LT	— Lever
PREMIUM	— Premium Lever

Lever Design[2]

AM

Antimicrobial Coating[4]

RH	— Right Hand
LH	— Left Hand

Door Hand

134	— 1-3/8"–1-3/4"

Door Thickness[6,7]

1. D rose not available in 625 or 626.
2. See Finish Availability chart, page 21.
3. For split finishes, consult factory. Specify in-swing or out-swing.
4. Available on 626/630 finishes only.
5. Fire rated latch available on T925 (standard) and T910 (optional). Not available on T
6. Example shows default values. Refer to Configuration Options section for full detai
7. Standard door thickness is 1-3/8"–1-3/4". Contact factory for other thicknesses.

Trim Options

Lever Options

Standard

LR

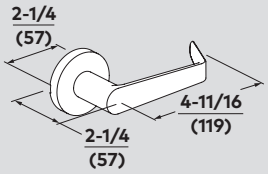

LC

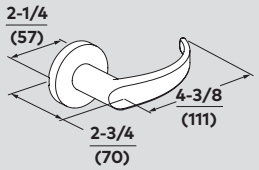

LF

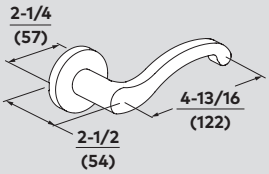

LG

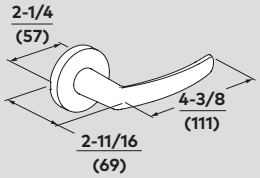

LT

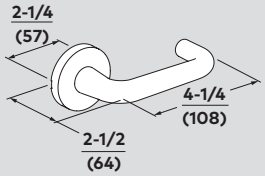

LV

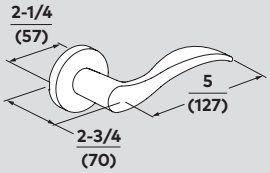

L118

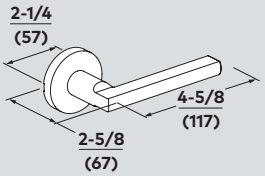

Premium

LA

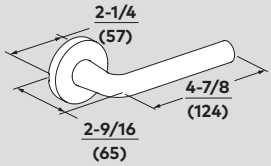

LD

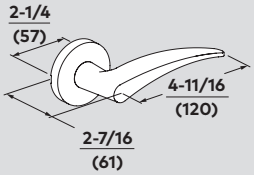

LN

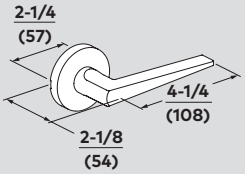

L109

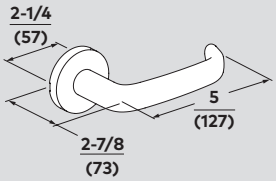

L110

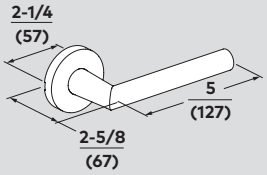

L112

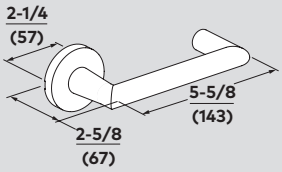

L114

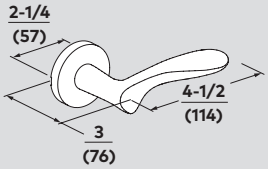

L117

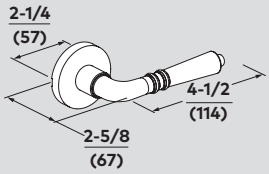

KB

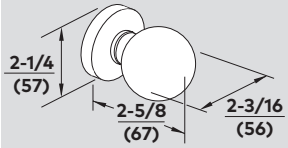

Wrought Roses

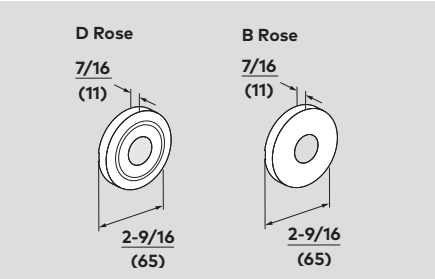

Finish Availability Chart									
	605	**606**	**612**	**613**	**619**	**622**	**625**	**626**	**630**
Standard Levers									
LR	•	•	•	•	•	•	•	•	•
LC	•	•	•	•	•	•	•	•	•
LG	•	•	•	•	•	•	•	•	•
LF	•	•	•	•	•	•	•	•	
LT	•	•	•	•	•	•	•	•	•
LV	•	•	•	•	•	•	•	•	
L118		•	•	•	•	•			•
Premium Levers									
LA	•	•	•	•	•	•	•	•	•
LD	•	•	•	•	•	•	•	•	
LN	•	•	•	•	•	•	•	•	
L109		•	•	•	•	•			•
L110	•	•	•	•	•	•	•	•	•
L112		•	•	•	•	•			•
L114	•	•	•	•	•	•	•	•	
L117	•	•	•	•	•	•			•
Knob									
KB		•	•	•	•	•			•

T900 Series

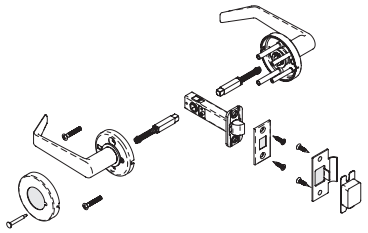

Standard Levers

L118 not available in 605, 625, or 626 finish.
LF and LV not available in 630 finish.
See Lever Finish Availability Chart, page 21.
D rose not available in 625 or 626.

ANSI #	Function	Description	List $	
			626	**605, 606, 612, 619, 622, 625, 613, 630**
Keyless				
—	T901	Single dummy, surface mounted	232.00	246.00
—	T902	Double dummy	317.00	339.00
F75	T910	Passage/closet	380.00	405.00
F111	T925	Exit/communicating	380.00	405.00
F76	T940	Privacy, bedroom or bath	407.00	428.00

NOTE: Split finishes will be priced at the higher finish list price.

Premium Levers

L109, L112, and L117 not available in 625 or 626 finishes.
LD, LN, and L114 not available in 630 finish.
See Lever Finish Availability Chart, page 21.
D rose not available in 625 or 626.

ANSI #	Function	Description	List $	
			626	**605, 606, 612, 619, 622, 625, 613, 630**
Keyless				
—	T901	Single dummy, surface mounted	252.00	266.00
—	T902	Double dummy	352.00	375.00
F75	T910	Passage/closet	420.00	442.00
F111	T925	Exit/communicating	420.00	442.00
F76	T940	Privacy, bedroom or bath	443.00	468.00

NOTE: Split finishes will be priced at the higher finish list price.

Configuration Options

Non-Fire Latch Bolts

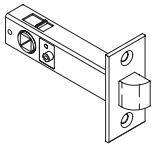

Part #	Backset	Description	List Add $
90202	2-3/4"	1-1/8" faceplate, passage, square corner, non-fire, T910 only	N/C
90200	2-3/4"	1" faceplate, passage, square corner, non-fire, T910 only	N/C
90100	2-3/8"	1" faceplate, passage, square corner, non-fire, T910 only	N/C
90101	2-3/8"	1" faceplate, passage, 1/4" radius corner, non-fire, T910 only	N/C
90232	2-3/4"	1-1/8" faceplate, privacy, square corner, non-fire, T940 only	N/C
90230	2-3/4"	1" faceplate, privacy, square corner, non-fire, T940 only	N/C
90130	2-3/8"	1" faceplate, privacy, square corner, non-fire, T940 only	N/C
90131	2-3/8"	1" faceplate, privacy, 1/4" radius corner, non-fire, T940 only	N/C

Fire-Rated Latch Bolts

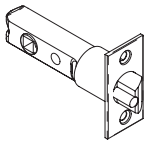

Part #	Backset	Description	List Add $
91202	2-3/4"	1-1/8" faceplate, passage, square corner, 90 min fire-rated, T910	24.00
91200	2-3/4"	1" faceplate, passage, square corner, 90 min fire-rated, T910	24.00
91100	2-3/8"	1" faceplate, passage, square corner, 90 min fire-rated, T910	24.00
91101	2-3/8"	1" faceplate, passage, 1/4" radius corner, 90 min fire-rated, T910	24.00

NOTE: List add for fire-rated latch with T910 only. Fire-rated latch standard for T925 – no list add. Not available on T940.

Strikes

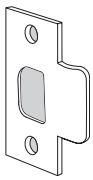

Part #	Description	List Add $
5101 — T Strike with Dust Box		
5101-118	**1-1/8" × 2-3/4", 1-1/8" lip length, square corner**	N/C
5101-112	1-1/8" × 2-3/4", 1-1/2" lip length, square corner	34.00
5102-118	1-1/8" × 2-3/4", 1-1/8" lip length, radius corner	N/C

NOTE: Default strike shown in bold.

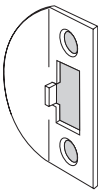

Part #	Description	List Add $
5201, 5202 — Full Lip Strike		
5201-118	1-5/8" × 2-1/4", 1-1/8" lip length, square corner	N/C
5202-118	1-5/8" × 2-1/4", 1-1/8" lip length, 1/4" radius corner	N/C

Strikes Continued

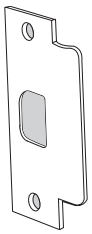

Part #	Description	List Add $
5001 — ANSI Strike, includes Dust Box		
5001-1316	1-1/4" × 4-7/8", 1-3/16 lip length, square corner	N/C
5001-112	1-1/4" × 4-7/8", 1-1/2 lip length, square corner	34.00
5001-078	1-1/4" × 4-7/8", 7/8 lip length	34.00

Special Application Options

Antimicrobial Coating

Available on 626 and 630 finish. Specify AM. Example: 626AM

Description of Components Coated		List Add $
Lever trim	Inside: Lever and rose Outside: lever and rose	73.00

NOTE: Extended leadtime, consult factory.

Tactile Markings

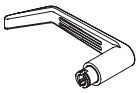

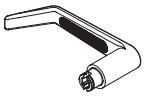

Part #	Description	List Add $
660002	Knurled or grooved lever (LR, LT, and LG designs only)	99.00
660003	Abrasive coated lever or knob (all designs)	72.00

NOTE: Tactile marking is applied to outside knob or lever only, unless otherwise specified. Prices shown per single lever or knob.

Special Strikes (Non-Standard Lip Lengths)

Part #	Description	List Add $
5001 – ANSI Strike with Tubular Lock Cutout, includes Dust Box		
5001-XXX	1-1/4" × 4-7/8", special lip length (longer than 1-1/2"). Specify length and finish.	135.00

Example: 5001-200 630 for a 2" lip length in 630 finish.
NOTE: Non-standard items are considered to be special request items and have an extende lead time. Consult factory for more information.

C100 Series
Ordering Guide

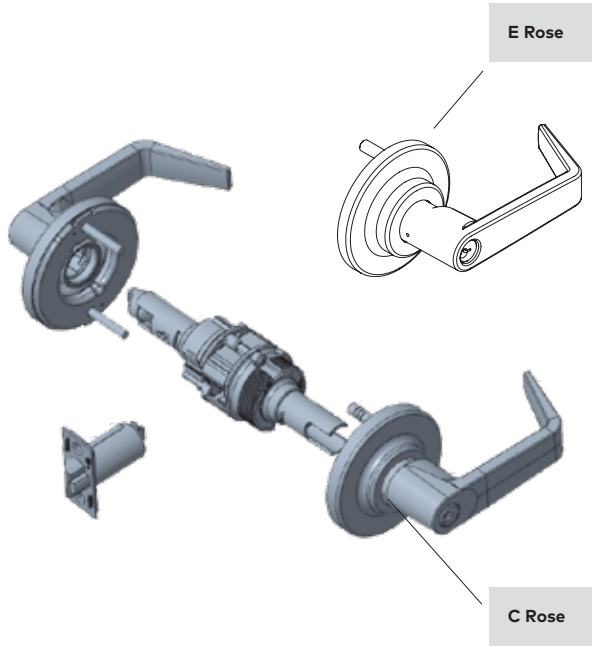

Function

F93 – Faculty Restroom/Hotel[1]	85
F87 – Asylum	82
Electrically Unlocked (Fail Secure)	80EU
Electrically Locked (Fail Safe)	80EL
F86 – Storeroom	80
F110 – Classroom Intruder	77
F90 – Corridor/Dormitory	73
F80 – Communicating	72
F84 – Classroom	70
F91 – Store Door	66
F113 – Exit/ Communicating Classroom	65
F88 – Apartment	60
F92 – Service Station	55
F109 – Entry	53
F82 – Entry/Office	50
F112 – Exit/ Communicating Storeroom	48
Hospital Privacy	44
F76A – Privacy, Bedroom or Bath	40
F77A – Patio	30
F111 – Exit/ CommunicatingPassage	25
F89 – Exit	12
F75 – Passage/Closet	10
Double Dummy	02
Single Dummy	01

Cylinder Type[3]

D	Conventional Cylinder
L	Less Conventional Cylinder
J	SFIC (Less Core)
T	Temporary SFIC

Finish

626	Satin Chrome
625	Bright Chrome
622	Satin Black
619	Satin Nickel
613	Dark Oxidized Satin Bronze
612	Satin Bronze
606	Satin Brass
605	Bright Brass

C1	53		D	LR	C	626			RH	10252	134	5001	1316	XXXX

Product Family
Heavy-Duty Grade 1 Cylindrical Lockset

Request to Exit[2] — RX

Lever Design
Lever — LR
Lever — LC
Lever — LG

Rose Design
C — 3-1/2" Dia.
D — 3-1/2" Dia. stamped, **LOCK**
E — 3-1/2" Dia. stepped rose
F — 3-1/2" Dia. stepped rose stamped, **LOCK**

Antimicrobial Coating[4] — AM

Security Screws — TX

Door Hand
RH — Right Hand
LH — Left Hand

Door Thickness[5]
134 — 1-3/4"–2-1/4"
138 — 1-3/8"–1-5/8"

Latch Bolt

Strike Options

Lip Length

Keying Options Field

1. Faculty restroom/hotel function available only in SFIC.
2. Request to exit option only available on lever lock.Available with C110, C150, C153, C170, C180, C180EL & C180EU functions only.
3. Consult factory for other cylinder options
4. Antimicrobial coating available on lever trim, 626 finish only. Consult factory for other finishes.
5. Door thickness range: Lever locks 1-3/4″ – 2-1/4″ without spacers; 1-3/8″ – 1-5/8″ with spacers.

Lever Designs

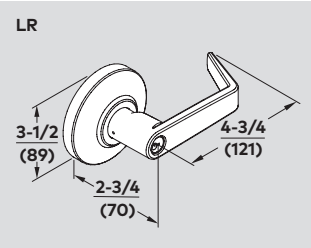

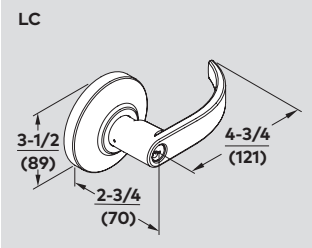

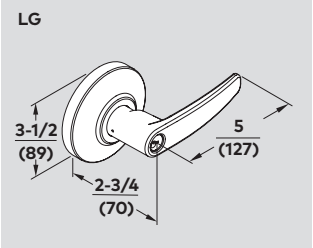

Rose Designs

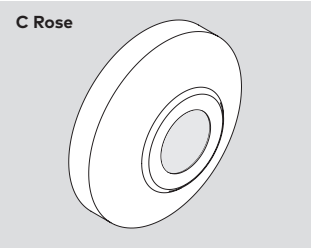

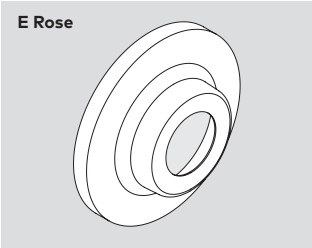

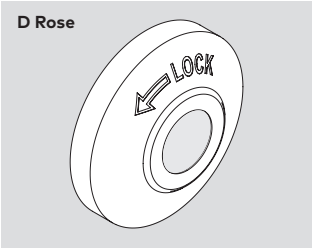

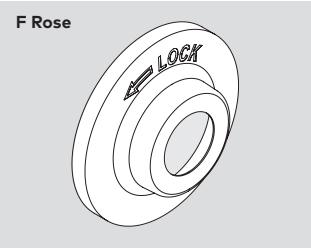

Lever Locks

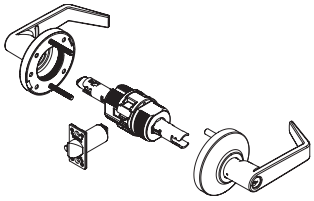

ANSI #	Function	Description	Lever Locks 626 List $	Lever Locks 605, 606, 612, 619, 625, 613, 622 List $
Keyless				
F75	C110	Passage/closet	672.00	723.00
F89	C112	Exit	672.00	723.00
F111	C125	Exit/communicating passage	672.00	723.00
F77A	C130	Patio	794.00	851.00
F76A	C140	Privacy, bedroom or bath	769.00	824.00
—	C144	Hospital privacy	769.00	824.00
—	C101	Single dummy	290.00	317.00
—	C102	Double dummy	554.00	611.00
Keyed, Single Cylinder				
F112	C148	Exit/communicating storeroom	893.00	963.00
F82	C150	Entry/office	893.00	963.00
F109	C153	Entry	893.00	963.00
F84	C170	Classroom	893.00	963.00
F92	C155	Service station	893.00	963.00
F113	C165	Exit/communicating classroom	893.00	963.00
F86	C180	Storeroom	893.00	963.00
F90	C173	Corridor/dormitory	921.00	975.00
F93	C185[1]	Faculty restroom/hotel	1,043.00	1,097.00
—	C180EL	Electrically locked (fail safe)	1,216.00	1,273.00
—	C180EU	Electrically unlocked (fail secure)	1,216.00	1,273.00
Keyed, Double Cylinder				
F80	C172	Communicating	1,079.00	1,137.00
F87	C182	Asylum	1,079.00	1,137.00
F88	C160	Apartment	1,079.00	1,137.00
F91	C166	Store door	1,079.00	1,137.00
F110	C177	Classroom intruder (includes **LOCK** rose on inside)	1,079.00	1,137.00

NOTE: 1. Faculty restroom/hotel function available only in SFIC.

Cylinder Types, Keying Options, and Keyways

Cylinder	Option	Description		List Add/Deduct $
Conventional Cylinders (non-interchangeable core)				
D		Conventional cylinder	Example: C153D	
	KD	**Keyed differently to a random combination; SC keyway with 2 keys (default)**		N/C
	KA2	Keyed alike in pairs to a random combination; SC keyway with 2 keys		N/C
	NSK	Keyed alike, sets of three or more; SC keyway with 2 keys		22.00
	NS2	Keyed alike double cylinder locks; SC keyway with 2 keys		40.00
	1-Bit	Operated by 1-bit cut key; SC, SE keyway with 2 key blanks (order 1-bit key separately)		N/C
	0-Bit	Operated by 0-bit key; D100 keyway — ⊘ **Keys sold separately**		N/C
	0-Bit	Operated by 0-bit cut key; AA, CA, CB, CC, CD, CE, RA, RB, GA, SF, YA, YG keyways with 2 key blanks		22.00
	MKD	Master keyed; SC, SE, or D100 keyway — ⊘ **Keys sold separately**		27.00
	MK2	Master keyed double cylinder lock; SC, SE, or D100 keyway — ⊘ **Keys sold separately**		53.00
	CMK	Construction master keyed single cylinder locks — ⊘ **Keys sold separately**		29.00
	CM2	Construction master keyed double cylinder locks — ⊘ **Keys sold separately**		57.00
L		Lock less conventional cylinder	Example: C153L	Deduct 30.00
Interchangeable Core Cylinders				
T		SFIC — Housing with keyed temporary SFIC construction core (Core may be returned for a full refund) — ⊘ **Keys sold separately**	Example: C170T	64.00
J		SFIC — Housing with disposable plastic SFIC plug	Example: C170J	64.00

1. For uncombinated cores, UNC, cores must be ordered separately, see Cylinders, Keys & Keying.
⊘ Denotes keys must be ordered separately.

Cut Keys Ordered Separately		
Part #	**Description**	**List $**
45101	SFIC Cut key — Change key, master key, construction master key, or control key; BA, BB, BC, BD, BE, BF, BG, BH, BJ, BK, BL, BM, BQ, SC, SE keyways	13.00
45401	SFIC Cut key — Change key, master key, or control key; SKC keyways — D100 etc.	18.00
45404	CONV Cut key — 1-bit key for operating 1 bit cylinders — SC, SE keyways	10.00
44101SC	CONV Key blank — SC keyway	7.00

NOTES:
Distribution of SKC keys (listed as D100) is restricted. See Cylinders, Keys & Keying section for SKC policies.
1-bit cylinder comes with (2) uncut keys and will require a 1-bit cut key, sold separately, to operate cylinder.
See Keys and Key Blanks section for complete list.

Configuration Options

Latch Bolts

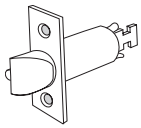

9/16" Throw, 2-3/4" Backset

Part #	Description	List Add $
10252	1-1/8" × 2-/4" front, 1" diameter, square corner, deadlocking latch	N/C

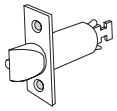

9/16" Throw, 3-3/4" Backset

Part #	Description	List Add $
10352	1-1/8" × 2-1/4" front, 1" diameter, square corner, deadlocking latch	36.00

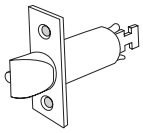

9/16" Throw, 5" Backset

Part #	Description	List Add $
10552	1-1/8" × 2-1/4" front, 1" diameter, square corner, deadlocking latch	36.00

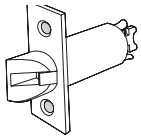

3/4" Throw, 2-3/4" Backset

Part #	Description	List Add $
100 Locks		
18262	1-1/8" × 2-1/4" front, 1" diameter, square corner. Available in 605/ 606, 612, 613, 622, 626.	157.00

Strikes

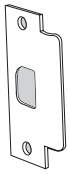

Part #	Description	List Add $
5001 — ANSI Strike Includes Dust Box		
5001-1316	**1-1/4" × 4-7/8", 1-3/16" lip length, square corner**	N/C
5003-078	ANSI 7/8" Flat lip strike	30.00

NOTE: Default strike shown in bold.

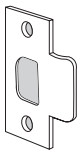

Part #	Description	List Add $
5101 — T Strike with Dust Box		
5101-118	1-1/8" × 2-3/4", 1-1/8" lip length, square corner	N/C
5105-112	1-1/8" × 2-3/4", 1-1/2" lip length, square corner	30.00

Antimicrobial Coating
Available on 626 finish. Specify AM. Example: 626AM

Description of Components Coated		List Add $
Lever trim	Inside: Lever and rose Outside: lever and rose	68.00

NOTE: Extended leadtime, consult factory.

Special Application Options

Knurled Levers (Tactile Markings)

Part #	Description	List Add $
660003	Abrasive adhesion	72.00

NOTE: Tactile marking is applied to outside knob or lever only, unless otherwise specified. Prices shown are for one lever only.

Spacers for 1-3/8" Doors, C100 Series

Part #	Description	605, 606, 612, 613, 622, 625, 626 List Add $
660005	Spacers for thin door, 1 pair (2 spacers) 1-3/8" door – Specify finish.	68.00

NOTE: Spacers are included if 1-3/8" door thickness is specified.

Security Screws

Part #	Description	List Add $
TX	Security screws for latch and strike.	30.00

NOTE: Specify finish 625/626, 605/606, 611/612, 613

Special Strikes (Non-Standard Lip Lengths)

Part #	Description	List Add $
5001-XXX	1-1/4" × 4-7/8", special lip length (longer than 1-1/2"). Specify length.	127.00

NOTE: Non-standard items are considered to be special request items and have an extended lead time. Consult factory for more information.
Lip length is distance from center of mounting holes to edge of strike.

Request to Exit

Specify	Description	List Add $
RX	Request to exit, available on C100 lever models: C110, C150, C153, C170, C180, C180EL, C180EU	229.00

Indicator Rose

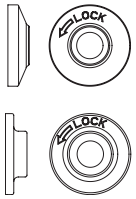

Specify	Description	List Add $
D Rose*	Stamped **LOCK** on inside rose (specify finish)	N/C
F Rose*	Stepped, stamped **LOCK** on inside rose (specify finish)	N/C

* Optional on inside of C160 Apartment function; Standard on inside of C177 Intruder function.

DB100 Series
Ordering Guide

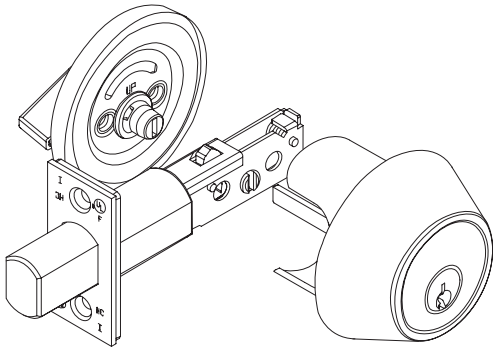

Function

- Turn x Turn — 82
- Turn only — 81
- Turn x Blank Plate — 80
- Turn x Occupancy Indicator — 71
- Cylinder x Classroom — 63
- Cylinder x Cylinder — 62
- Cylinder x Blank Plate — 61
- Cylinder x Turn — 60

Cylinder Type[1]

- D — Conventional Cylinder
- J — SFIC (Less Core)
- T — Temporary SFIC

Security Screws

TX

Latch Bolt[3]

DB	1	60	D	626			28752	5103	XXXX

Dead Bolt — D

Product Type

Heavy-Duty Grade 1 Tubular Dead Bolt

Product Family

- Bright Brass — 605
- Satin Brass — 606
- Satin Bronze[4] — 612
- Dark Oxidized Satin Bronze — 613
- Satin Nickel[4] — 619
- Matte Black[4] — 622
- Bright Chrome[4] — 625
- Satin Chrome — 626

Finish

AM

Antimicrobial Coating[3]

Strike Options[2]

Keying Options Field

1. The Less Conventional Cylinder option is not available for the DB100 Series.
2. Example shows default values. Refer to Configuration Options section for full details.
3. Available on 626 finish only. Consult factory for other finishes.
4. Special Order Finish — May require additional lead time.

DB100 Series

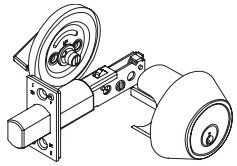

ANSI #	Function	Description	626	605, 606, 612, 619, 625, 613, 622
			List $	
Keyless				
E21111	DB180	Thumb turn × blank plate	257.00	285.00
E2191	DB181	Thumb turn only	247.00	275.00
—	DB182	Thumb turn × thumb turn (windstorm)	306.00	337.00
—	DB171	Thumb turn × occupancy indicator w/coin turn	251.00	280.00
Keyed, Single Cylinder				
E2151	DB160	Cylinder × turn	306.00	337.00
E2161	DB161	Cylinder x blank	284.00	312.00
E2171	DB163	Cylinder × classroom turn	320.00	350.00
Keyed, Double Cylinder**				
E2141	DB162	Cylinder × cylinder	391.00	420.00

**** CAUTION:** Double cylinder locks used on residences and any door in a structure which is used for egress are a life safety hazard in times of emergency and their use is not recommended. Installation should be in accordance with existing codes only.

NOTE: List prices for keyed locks include standard (D) cylinder, keyed different (KD) with two (2) nickel silver keys.

Cylinder Types, Keying Options, and Keyways

Cylinder	Option	Description		List Add/Deduct $
Conventional Cylinders (non-interchangeable core)				
D		Conventional cylinder	Example: DB160D	
	KD	**Keyed differently to a random combination; SC keyway with 2 keys (default)**		N/C
	KA2	Keyed alike in pairs to a random combination; SC keyway with 2 keys		N/C
	NSK	Keyed alike, sets of three or more; SC keyway with 2 keys		22.00
	NS2	Keyed Alike double cylinder locks; SC keyway with 2 keys		40.00
	1-Bit	Operated by 1-bit cut key; SC, SE keyway with 2 key blanks (order 1-bit key separately)		N/C
	0-Bit	Operated by 0-bit key; D100 keyway — ⊘ **Keys sold separately**		N/C
	0-Bit	Operated by 0-bit cut key; AA, CA, CB, CC, CD, CE, RA, RB, GA, SF, YA, YG keyways with 2 key blanks		22.00
	MKD	Master keyed; SC, SE, or D100 keyway — ⊘ **Keys sold separately**		27.00
	MK2	Master keyed double cylinder lock; SC, SE, or D100 keyway — ⊘ **Keys sold separately**		53.00
	CMK	Construction master keyed single cylinder locks — ⊘ **Keys sold separately**		29.00
	CM2	Construction master keyed double cylinder locks — ⊘ **Keys sold separately**		57.00
Interchangeable Core Cylinders				
T		Lock with keyed temporary SFIC construction core (cores may be returned for a full refund) — ⊘ **Keys sold separately**	Example: DB160T	64.00
J		Lock with disposable plastic SFIC plug	Example: DB160J	64.00

* The Less Cylinder option is not available for the D800 Series.
1. For uncombinated cores, UNC, cores must be ordered separately, see Cylinders, Keys & Keying. Locks will be supplied w/plastic construction core, Option J.
⊘ Denotes keys must be ordered separately.

Cut Keys Ordered Separately

Part #	Description	List $
45101	SFIC Cut key — Change key, master key, construction master key, or control key; BA, BB, BC, BD, BE, BF BG, BH, BJ, BK, BL, BM, BQ, SC, SE keyways	13.00
45401	SFIC Cut key — Change key, master key, or control key; SKC keyways — D100 etc.	18.00
45404	CONV Cut key — 1-bit key for operating 1-bit cylinders — SC, SE keyways	10.00
44101SC	CONV Key blank — SC keyway	7.00

NOTES:
- Distribution of SKC keys (listed as D100) is restricted. See Cylinders, Keys & Keying section for SKC policies.
- 1-bit cylinder comes with (2) uncut keys and will require a 1-bit cut key, sold separately, to operate
- See Keys and Key Blanks section for complete list.

Configuration Options

Dead Bolts

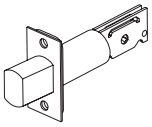

1" Throw

Part #	Description	List Add $
28752	**1-1/8" × 2-1/4" faceplate, 2-3/4" backset, square corner**	N/C
28652	1-1/8" × 2-1/4" faceplate, 2-3/8" backset, square corner	N/C

NOTE: Default configuration shown above in bold.

Strikes

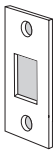

Part #	Description	List Add $
5103 — Standard Strike for Dead Bolt		
5103	**1-1/8" × 2-3/4", no lip, square corner**	N/C

NOTE: Default strike shown above in bold.

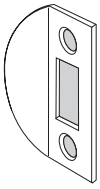

Part #	Description	List Add $
5203 — Full Lip Strike with Dead Bolt Cutout		
5203-118	1-5/8" × 2-1/4", 1-1/8" lip length, square corner	N/C
5204-118	1-5/8" × 2-1/4", 1-1/8" lip length, 1/4" radius corner	N/C

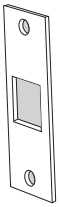

Part #	Description	List Add $
5004 — ANSI Strike with Dead Bolt Cutout (specify finish)		
5004	1-1/4" × 4-7/8" no lip, square corner	14.00

Antimicrobial Coating

Description of Components Coated	List Add $
Available on 626 finish. Specify AM. Example: 626AM	
Inside: thumbturn, rose, or same as outside for double cylinder	73.00
Outside: trim ring and cylinder faceplate	

NOTE: Extended leadtime, consult factory.

Special Application Options

Security Screws

Specify	Description	List Add $
TX	Security screws for latch and strike. 626 Finish Only	30.00

NOTE: Security screws are not available for the 62 function. Security screws are stainless steel, will not match all finishes.

C200 Series

Ordering Guide

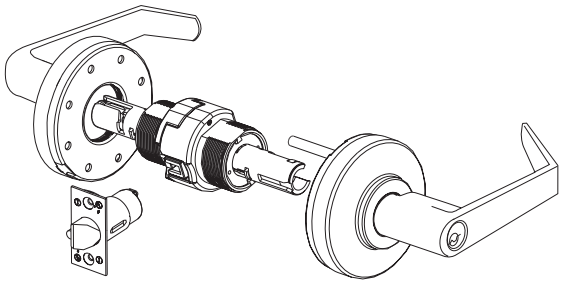

Function

Storeroom	80
Classroom	70
Entry	53
Entry/Office	50
Privacy, Bedroom or Bath	40
Patio	30
Exit/Communicating Passage	25
Exit	12
Passage/Closet	10
Dummy Trim One Side	01

Cylinder Type

D	Conventional Cylinder
L	Less Cylinder
J	SFIC (Less Core)
T	Construction Core SFIC

Finish

626	Satin Chrome
625	Bright Chrome
613	Dark Oxidized Satin Bronze
612	Satin Bronze
606	Satin Brass
605	Bright Brass

Lever Trim	Product Type	Product Family	Function	Cylinder Type	Lever Design	Rose Design	Finish	Security Screws	Latch Bolt[1]	Door Thickness	Strike Options[1]	Lip Length	Keying Options Field
C	2	53	D	LR	E	626		17252	134	2001	1316	XXXX

Product Type: 2 — Grade 2 Cylindrical Lockset

Lever Design: LR — Lever; LC — Lever; LG — Lever

Rose Design: E — 3-7/16" Dia. Rose

Door Thickness: 134 — 1-3/8" – 1-3/4"

1. Example shows default values. Refer to Lock Options section or price book for full details.

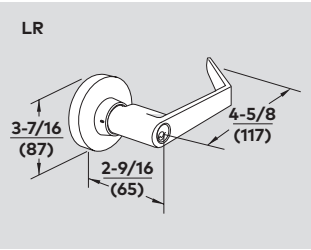

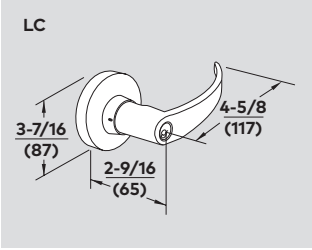

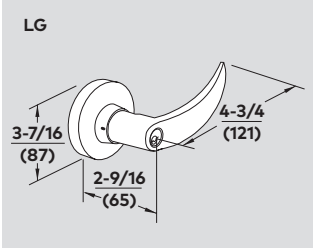

Lever Locks

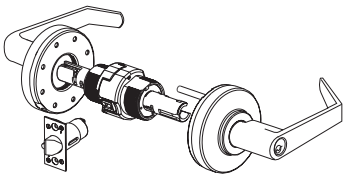

			Lever Locks	
			626	605, 606, 612, 625, 613
ANSI #	**Function**	**Description**	**List $**	
Keyless				
F75	C210	Passage/closet	304.00	350.00
F89	C212	Exit	337.00	382.00
F111	C225	Exit/communicating passage	337.00	382.00
F77A	C230	Patio	346.00	390.00
F76A	C240	Privacy, bedroom or bath	346.00	390.00
—	C201	Single dummy	175.00	200.00
Keyed, Single Cylinder				
F82	C250	Entry/office	442.00	488.00
F109	C253	Entry	442.00	488.00
F84	C270	Classroom	442.00	488.00
F86	C280	Storeroom	442.00	488.00

NOTES:
- Split trim not available.

Cylinder Types, Keying Options, and Keyways

Cylinder	Option	Description		List Add/Deduct $
Conventional Cylinders (non-interchangeable core)				
D		Conventional cylinder	Example: C253D	
	KD	**Keyed differently to a random combination; SC keyway with 2 keys (default)**		N/C
	KA2	Keyed alike in pairs to a random combination; SC keyway with 2 keys		N/C
	NSK	Keyed alike, sets of three or more; SC keyway with 2 keys		22.00
	NS2	Keyed alike double cylinder locks; SC keyway with 2 keys		40.00
	1-Bit	Operated by 1-bit cut key; SC, SE keyway with 2 key blanks (order 1-bit key separately)		N/C
	0-Bit	Operated by 0-bit key; D100 keyway — ⊘ **Keys sold separately**		N/C
	0-Bit	Operated by 0-bit cut key; AA, CA, CB, CC, CD, CE, RA, RB, GA, SF, YA, YG keyways with 2 key blanks		22.00
	MKD	Master keyed; SC, SE, or D100 keyway — ⊘ **Keys sold separately**		27.00
	MK2	Master keyed double cylinder lock; SC, SE, or D100 keyway — ⊘ **Keys sold separately**		53.00
	CMK	Construction master keyed single cylinder locks — ⊘ **Keys sold separately**		29.00
	CM2	Construction master keyed double cylinder locks — ⊘ **Keys sold separately**		57.00
L		Lock less conventional cylinder	Example: C253L	Deduct 30.00
Small Format Interchangeable Core Cylinders				
T		Lock with keyed temporary SFIC construction core (cores may be returned for a full refund) — ⊘ **Keys sold separately**	Example: C253T	64.00
J		Lock with disposable plastic SFIC plug	Example: C253J	64.00

1. For uncombinated cores, UNC, cores must be ordered separately, see Cylinders, Keys & Keying.
Locks will be supplied w/plastic construction core, Option J.
⊘ Denotes keys must be ordered separately.

Cut Keys Ordered Separately

Part #	Description	List $
45101	SFIC Cut key — Change key, master key, construction master key, or control key; BA, BB, BC, BD, BE, BF BG, BH, BJ, BK, BL, BM, BQ, SC, SE keyways	13.00
45401	SFIC Cut key — Change key, master key, or control key; SKC keyways — D100 etc.	18.00
45404	CONV Cut key — 1-bit key for operating 1-bit cylinders — SC, SE keyways	10.00

NOTES:
- Distribution of SKC keys (listed as D100) is restricted. See Cylinders, Keys & Keying section for SKC policies.
- 1-bit cylinder comes with (2) uncut keys and will require a 1-bit cut key , sold separately, to operate cylinder.
- See Keys and Key Blanks section for complete list.

Configuration Options

Latch Bolts

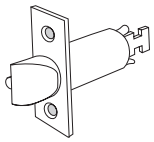

1/2" Throw, 2-3/8" Backset		
Part #	**Description**	**List Add $**
For 210, 212, 225, 250, 253, 270, or 280 Functions		
17150	1" × 2-1/4" front, 7/8" diameter, square corner	N/C
17151	1" × 2-1/4" front, 7/8" diameter, 1/4" radius corner	N/C
17152	1-1/8" × 2-1/4" front, 1" diameter, square corner	N/C
For 230 & 240 Function		
17180	1" × 2-1/4" front, 7/8" diameter, square corner	N/C
17181	1" × 2-1/4" front, 7/8" diameter, 1/4" radius corner	N/C
17182	1-1/8" × 2-1/4" front, 1" diameter, square corner	N/C

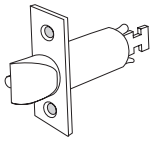

1/2" Throw, 2-3/4" Backset		
Part #	**Description**	**List Add $**
For 210, 212, 225, 250, 253, 270, or 280 Functions		
17250	1" × 2-1/4" front, 7/8" diameter, square corner	N/C
17251	1" × 2-1/4" front, 7/8" diameter, 1/4" radius corner	N/C
17252	**1-1/8" × 2-1/4" front, 1" diameter, square corner**	N/C
For 230 & 240 Function		
17280	1" × 2-1/4" front, 7/8" diameter, square corner	N/C
17281	1" × 2-1/4" front, 7/8" diameter, 1/4" radius corner	N/C
17282	**1-1/8" × 2-1/4" front, 1" diameter, square corner**	N/C

NOTE: Default configurations for C200 shown above in bold.

Latch Bolts (continued)

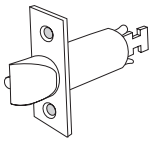

1/2" Throw, 3-3/4" Backset

Part #	Description	List Add $
For 210, 212, 225, 250, 253, 270, or 280 Functions		
17350	1" × 2-1/4" front, 7/8" diameter, square corner	33.00
17351	1" × 2-1/4" front, 7/8" diameter, 1/4" radius corner	33.00
17352	1-1/8" × 2-1/4" front, 1" diameter, square corner	33.00
For 230 & 240 Function		
17380	1" × 2-1/4" front, 7/8" diameter, square corner	33.00
17381	1" × 2-1/4" front, 7/8" diameter, 1/4" radius corner	33.00
17382	1-1/8" × 2-1/4" front, 1" diameter, square corner	33.00

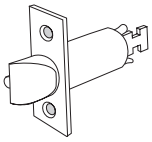

1/2" Throw, 5" Backset

Part #	Description	List Add $
For 210, 212, 225, 250, 253, 270, or 280 Functions		
17550	1" × 2-1/4" front, 7/8" diameter, square corner	33.00
17551	1" × 2-1/4" front, 7/8" diameter, 1/4" radius corner	33.00
17552	1-1/8" × 2-1/4" front, 1" diameter, square corner	33.00
For 230 & 240 Function		
17580	1" × 2-1/4" front, 7/8" diameter, square corner	33.00
17581	1" × 2-1/4" front, 7/8" diameter, 1/4" radius corner	33.00
17582	1-1/8" × 2-1/4" front, 1" diameter, square corner	33.00

Strikes

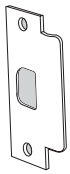

Part #	Description	List Add $
2001 — ANSI Strike with Cylindrical Lock Cutout		
2001-1316	**1-1/4" × 4-7/8", 1-3/16" lip length, square corner**	N/C

NOTE: Default strike for C200 lock shown above in bold.

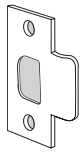

Part #	Description	List Add $
2101 — T Strike with Dust Box		
2101-118	1-1/8" × 2-3/4", 1-1/8" lip length, square corner	N/C
2102-118	1-1/8" × 2-3/4", 1-1/8" lip length, radius corner. Available only in 630 for use with 626 and 619.	N/C

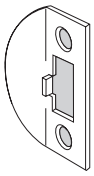

Part #	Description	List Add $
2201, 2202 — Full Lip Strike		
2201-118	1-5/8" × 2-1/4", 1-1/8" lip length, square corner	N/C
2202-118	1-5/8" × 2-1/4", 1-1/8" lip length, 1/4" radius corner	N/C

Special Application Options

Security Screws

Specify	Description	List Add $
TX	Security screws for latch and strike. 626 Finish Only	30.00

NOTE: Security screws are not available for the 62 function. Security screws are stainless steel, will not match all finishes.

C500 Series

Finish Availability Chart

	613	619	626	605	606	625
LR	•	•	•	•	•	•
LC	•	•	•	•	•	•
LG	•	•	•	—	—	—

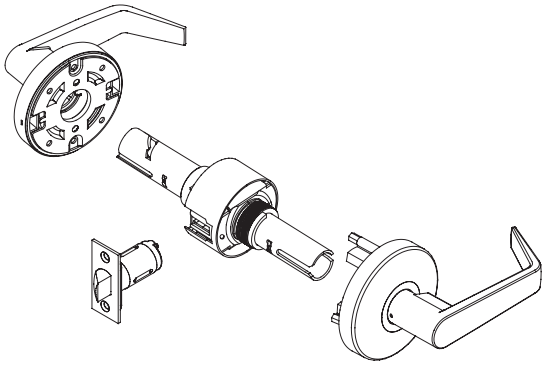

Function

- Storeroom — 80
- Classroom — 70
- Entry — 53
- Office/Entry — 50
- Privacy, Bedroom or Bath — 40
- Patio — 30
- Exit/Communicating Passage — 25
- Passage/Closet — 10
- Dummy Trim One Side — 01

Cylinder Type[1]

- D — Conventional Cylinder
- C — SFIC (With Core)
- J — SFIC (Less Core)
- T — Temporary SFIC

Finish[2]

- 626 — Satin Chrome
- 625 — Bright Chrome
- 619 — Satin Nickel
- 613 — Dark Oxidized Satin Bronze
- 606 — Satin Brass
- 605 — Bright Brass

Keying Options Field

Strike Options[3]

C5	53	D	LR	C	626	15250	134	5001	XXXX

- Product Family: C5 — Grade 2 Cylindrical Lockset
- Lever Design: LR, LC, LG
- Rose Design: C
- Latch Bolt[3]: 15250
- Door Thickness: 134 — 1-3/8"–1-3/4"

1. The C500 is not available less conventional cylinder.
All keyed functions are available with or without SFIC cores.

2. For split finishes, consult factory. Specify in-swing or out-swing.

3. Example shows default values. Refer to Configuration Options section for full details.

NOTE: SFIC available on LR and LC lever designs only, not available on LG lever.

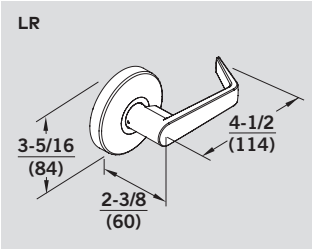

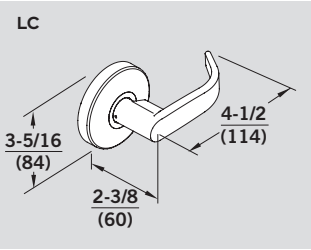

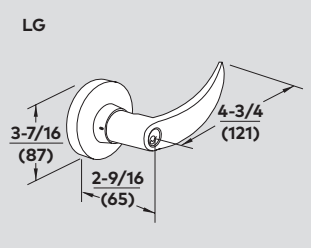

Lever Locks

ANSI #	Function	Description	Lever Locks 626 List $	Lever Locks 605, 606, 613, 619, 625 List $
Keyless				
F75	C510	Passage/closet	197.00	218.00
F111	C525	Exit/Communicating passage	197.00	218.00
F77A	C530	Patio	201.00	221.00
F76A	C540	Privacy, bedroom or bath	201.00	221.00
—	C501	Single dummy	117.00	127.00
Keyed, Single Cylinder				
F82A	C550	Entry/Office	215.00	236.00
F109	C553	Entry	215.00	236.00
F84	C570	Classroom	215.00	236.00
F86	C580	Storeroom	215.00	236.00

NOTE: Split finishes will be priced at the higher finish list price.

Cylinder Types, Keying Options & Keyways

Cylinder	Option	Description		List Add/Deduct $
Conventional Cylinders (non-interchangeable core)				
D	Conventional cylinder		Example: C553D	
	KD	**Keyed differently to a random combination; SC keyway with 2 keys (default)**		N/C
	KA2	Keyed alike in pairs to a random combination; SC keyway with 2 keys		N/C
	NSK	Keyed alike, sets of three or more; SC keyway with 2 keys		22.00
	1-Bit	Operated by 1-bit cut key; D100 keyway — ⊘ **Keys sold separately**		N/C
	0-Bit	Operated by 0-bit key; SC, SE keyway with 2 key blanks (order 1-bit key separately)		N/C
	0-Bit	Operated by 0-bit cut key; SC, SE, AA, CA, CB, CC, CD, CE, RA, RB, GA, SF, YA, YG keyways with 2 key blanks		22.00
	MKD	Master keyed; SC, SE, or D100 keyway — ⊘ **Keys sold separately**		27.00
	CMK	Construction master keyed single cylinder locks — ⊘ **Keys sold separately**		29.00
Small Format Interchangeable Core Cylinders				
T		Temporary SFIC construction core (Cores may be returned for a full refund) — ⊘ **Keys sold separately**	Example: C553T	64.00
J		SFIC core sold separately (see Cylinders & Keying)	Example: C553J	64.00
C		Lock with combinated SFIC core installed at the factory[1]; BA (default), BB, BC, BD, BE, BF, BG, BH, BJ, BK, BL, BM, BQ, D100 keyway — ⊘ **Keys sold separately**	Example: C553C	76.00

*The Less Cylinder option is not available for the C500 Series
1. For uncombinated cores, UNC, cores must be ordered separately, see Cylinders, Keys & Keying.
⊘ Denotes keys must be ordered separately.

Cut Keys Ordered Separately

Part #	Description	List $
45101	SFIC Cut key — Change key, master key, construction master key, or control key; BA, BB, BC, BD, BE, BF BG, BH, BJ, BK, BL, BM, BQ, SC, SE keyways	13.00
45401	SFIC Cut key — Change key, master key, or control key; SKC keyways — D100 etc.	18.00
45404	CONV/LFIC Cut key — 1-bit key for operating 1-bit cylinders — SC, SE keyways	10.00

NOTES:
- Distribution of SKC keys (listed as D100) is restricted. See Cylinders, Keys & Keying section for SKC policies.
- 1-bit cylinder comes with (2) uncut keys and will require a 1-bit cut key, sold separately, to operate cylinder.
- See Keys and Key Blanks section for complete list.

Configuration Options

Latch Bolts

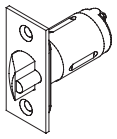

1/2" Throw, 2-3/8" Backset		
Part #	**Description**	**Add List $**
For 510 or 540 Functions		
15130	1" × 2-1/4" front, 7/8" diameter, square corner	N/C
15131	1" × 2-1/4" front, 7/8" diameter, 1/4" radius corner	N/C
For 525, 550, 553, 570, or 580 Functions		
15150	1" × 2-1/4" front, 7/8" diameter, square corner	N/C
15151	1" × 2-1/4" front, 7/8" diameter, 1/4" radius corner	N/C
For 530 Function		
15180	1" × 2-1/4" front, 7/8" diameter, square corner	N/C
15181	1" × 2-1/4" front, 7/8" diameter, 1/4" radius corner	N/C

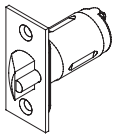

1/2" Throw, 2-3/4" Backset		
Part #	**Description**	**List Add $**
For 510 or 540 Functions		
15230	**1" × 2-1/4" front, 7/8" diameter, square corner**	N/C
15231	1" × 2-1/4" front, 7/8" diameter, 1/4" radius corner	N/C
15232	1-1/8" × 2-1/4" front, 7/8" diameter, square corner	N/C
For 525, 550, 553, 570, or 580 Functions		
15250	**1" × 2-1/4" front, 7/8" diameter, square corner**	N/C
15251	1" × 2-1/4" front, 7/8" diameter, 1/4" radius corner	N/C
15252	1-1/8" × 2-1/4" front, 7/8" diameter, square corner	N/C
For 530 Function		
15280	**1" × 2-1/4" front, 7/8" diameter, square corner**	N/C
15281	1" × 2-1/4" front, 7/8" diameter, 1/4" radius corner	N/C
15282	1-1/8" × 2-1/4" front, 7/8" diameter, square corner	N/C

NOTE: Default configurations for C500 shown above in bold.

Special Application Options

Drilling Jig

	Part #	Description	List $
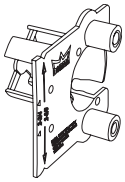	76004794	Drilling jig for C100, C200, and C500 locksets	23.00
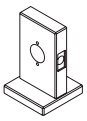	640003	Mount, C800 lever, CL700, and C500 Series — 1-1/8" × 2-1/4" faceplate	159.00

Strikes

	Part #	Description	List Add $
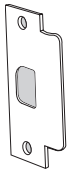	**5001 — ANSI Strike with Cylindrical Lock Cutout**		
	5001-1316	**1-1/4" × 4-7/8", 1-3/16" lip length, square corner**	N/C
	5001-112	1-1/4" × 4-7/8", 1-1/2" lip length, square corner	34.00

NOTE: Default strike for C500 lock shown above in bold.

	Part #	Description	List Add $
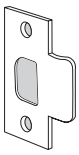	**5101, 5102 — "T" Strike with Dust Box**		
	5101-118	1-1/8" × 2-3/4", 1-1/8" lip length, square corner	N/C
	5101-112	1-1/8" × 2-3/4", 1-1/2" lip length, square corner	34.00
	5102-118	1-1/8" × 2-3/4", 1-1/8" lip length, 1/4" radius corner	N/C
	5102-112	1-1/8" × 2-3/4", 1-1/2" lip length, 1/4" radius corner	34.00

	Part #	Description	List Add $
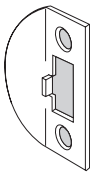	**5201, 5202 — Full Lip Strike**		
	5201-118	1-5/8" × 2-1/4", 1-1/8" lip length, square corner	N/C
	5202-118	1-5/8" × 2-1/4", 1-1/8" lip length, 1/4" radius corner	N/C

Abrasive Coated Levers (Tactile Markings)

Part #	Description	List Add $
660003	Abrasive coated lever (all designs)	72.00

NOTE: Tactile marking is applied to outside lever only, unless otherwise specified.

DB600 Series
Ordering Guide

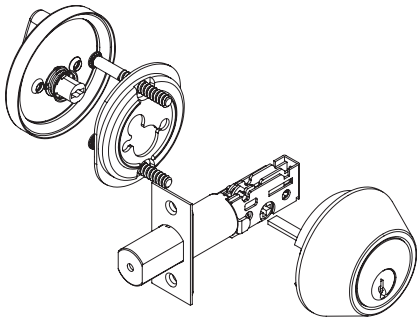

Cylinder Type[5]

D	Conventional Cylinder
C	SFIC (With Core)
J	SFIC (Less Core)
T	Temporary SFIC

Function

Cylinder × Blank[1]	80
Cylinder × Cylinder	62
Cylinder × Turn	60

Door Thickness[6]

134	1-3/8"–1-3/4"

Keying Options Field

DB	6	60	D	630	26170	134	5103	XXXX

Product Type

Dead Bolt	DB

Product Family

Grade 2 Tubular Dead Bolt

Finish[4]

Bright Brass	605
Dark Oxidized Satin Bronze	613
Satin Nickel[2]	619
Satin Chrome	626
Bright Stainless[3]	629
Satin Stainless	630

Latch Bolt[6]

26173	Adj, Drive-In
26171	Adj, 1" RC
26170	Adj, 1" SQ with Filler

Strike Options[6]

1. DB680 not available in 605 finish.
2. 619 finish available standard cylinder only.
3. 629 finish only available for DB660 (standard and SFIC)
4. For split finishes, consult factory. Specify in-swing or out-swing.
5. The Less Conventional Cylinder option is not available for the DB600 Series.
6. Example shows default values. Refer to Configuration Options section for full details.

DB600 Series

ANSI #	Function	Description	626, 630	605, 613, 619* 629**
			List $	
E2152	DB660	Cylinder × turn	148.00	159.00
E2142	DB662	Cylinder × cylinder	187.00	201.00
	DB680	Turn × blank	111.00	121.00

* 619 finish available standard cylinder only.
**629 finish only available for DB660 – standard and SFIC

NOTES:
- List prices for keyed locks include standard (D) cylinder, keyed different (KD) with two (2) nickel silver keys.
- Split finishes will be priced at the higher finish list price.

Cylinder Types, Keying Options & Keyways

Cylinder	Option	Description	List Add/Deduct $	
Conventional Cylinders (non-interchangeable core)				
D	Conventional cylinder		Example: DB660D	
	KD	**Keyed differently to a random combination; SC keyway with 2 keys (default)**		N/C
	KA2	Keyed alike in pairs to a random combination; SC keyway with 2 keys		N/C
	NSK	Keyed alike, sets of three or more; SC keyway with 2 keys		22.00
	NS2	Keyed alike double cylinder locks; SC keyway with 2 keys		40.00
	1-Bit	Operated by 1-bit cut key; SC, SE keyway with 2 key blanks (order 1-bit key separately)		N/C
	0-Bit	Operated by 0-bit key; D100 keyway — ⊘ **Keys sold separately**		N/C
	0-Bit	Operated by 0-bit cut key; AA, CA, CB, CC, CD, CE, RA, RB, GA, SF, YA, YG keyways with 2 key blanks		22.00
	MKD	Master keyed; SC, SE, or D100 keyway — ⊘ **Keys sold separately**		27.00
	MK2	Master keyed double cylinder lock; SC, SE, or D100 keyway — ⊘ **Keys sold separately**		53.00
	CMK	Construction master keyed single cylinder locks — ⊘ **Keys sold separately**		29.00
	CM2	Construction master keyed double cylinder locks — ⊘ **Keys sold separately**		57.00
Small Format Interchangeable Core Cylinders				
T		Locks with keyed temporary SFIC construction cores (Cores may be returned for a full refund) — ⊘ **Keys sold separately**	Example: DB660T	64.00
J		SFIC core sold seperately	Example: DB660J	64.00
C		Lock with combinated SFIC core installed at the factory[1]; BA (default), BB, BC, BD, BE, BF, BG, BH, BJ, BK, BL, BM, BQ, D100 keyway — ⊘ **Keys sold separately** Example: DB660C		76.00

* The Less Cylinder option is not available for the DB600 Series.
1. For uncombinated cores, UNC, cores must be ordered separately, see Cylinders, Keys & Keying.
⊘ Denotes keys must be ordered separately.

Cut Keys Ordered Separately

Part #	Description	List $
45101	SFIC Cut key — Change key, master key, construction master key, or control key; BA, BB, BC, BD, BE, BF BG, BH, BJ, BK, BL, BM, BQ, SC, SE keyways	13.00
45401	SFIC Cut key — Change key, master key, or control key; SKC keyways — D100 etc.	18.00
45404	CONV/LFIC Cut key — 1-bit key for operating 1-bit cylinders — SC, SE keyways	10.00

NOTES:
- Distribution of SKC keys (listed as D100) is restricted. See Cylinders, Keys & Keying section for SKC policies.
- 1-bit cylinder comes with (2) uncut keys and will require a 1-bit cut key , sold separately, to operate cylinder.
- See Keys and Key Blanks section for complete list.

Configuration Options

Dead Bolts

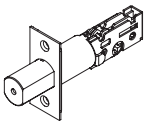

Part #	Description	List Add $
1" Throw, 2-3/8" – 2-3/4" Adjustable Backset		
26170	**1" × 2-1/4" faceplate, square corner (1-1/8" wide w/filler)**	N/C
26171	1" × 2-1/4" Faceplate, Radius Corner	N/C
26173	1" diameter, drive in (626 Finish only)	N/C

NOTE: Default configuration shown above in bold.

Strikes

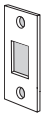

Part #	Description	List Add $
5103 — Standard Strike for Dead Bolt		
5103	**1-1/8" × 2-3/4", no lip, square corner**	N/C

NOTE: Default strike shown above in bold.

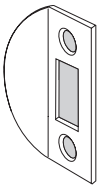

Part #	Description	List Add $
5203 — Full Lip Strike with Dead Bolt Cutout		
5203-118	1-5/8" × 2-1/4", 1-1/8" lip length, square corner	N/C
5204-118	1-5/8" × 2-1/4", 1-1/8" lip length, 1/4" radius corner	N/C

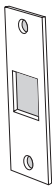

Part #	Description	List Add $
5004 — ANSI Strike with Dead Bolt Cutout		
5004	1-1/4" × 4-7/8", no lip, square corner	12.00

C300 Series

Finish Availability Chart	626	613	619	605
LR	•	•		
LC	•	•		•
LG	•	•	•	
LS		•	•	•
L118	•	•	•	

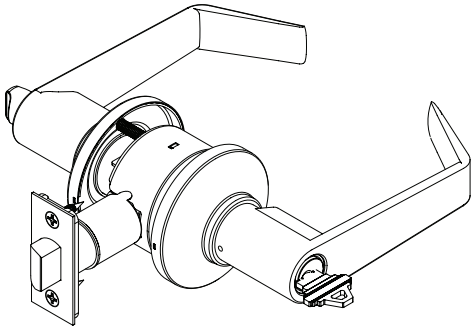

Product Family: Grade 2 Cylindrical Lockset

Lever
- Lever — L118
- Lever Handed — LSB
- Lever — LGB
- Lever — LCB
- Lever — LRB

Backset
- 2-3/8" Fire — 238F
- 2-3/4" Fire — 234F
- 2-3/8" Non-Fire* — 238N
- 2-3/4" Non-Fire* — 234N

Strike
- ANSI Strike, Square Corner — 5001
- T Strike, Square Corner — 5101
- Full Lip, Square Corner — 5201
- Full Lip, Radius Corner — 5202

Cylinder Type
- D — Standard Cylinder

Keying

C3	53	LRB	626				RH	D	SCKD

Function
- Single Dummy — 01
- Passage — 10
- Patio — 30
- Privacy — 40
- Entry — 53

Finish
- 626 — Satin Chrome
- 613 — Dark Bronze
- 619 — Satin Nickel
- 605 — Bright Brass

Faceplate
- 100S — 1" Square
- 118S — 1-1/8" Square
- 100R — 1" Radius
- DRIV — Drive-In 238N Only

Handing
- RH
- LH

Keyway
- SC — SC Keyway
- D100 — SKC D100 Keyway

*C353 and C330 only available with fire rated latch.

Levers

LC

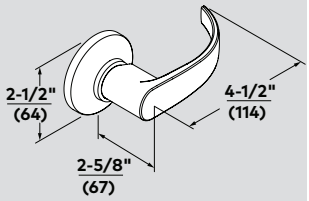

LG

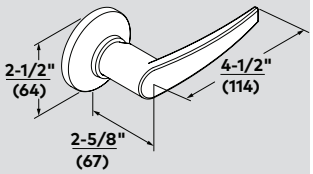

LR

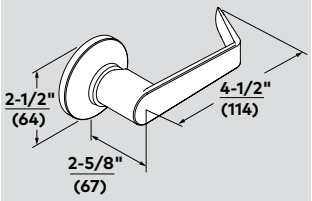

LS — Handed Lever

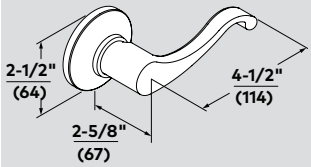

Strikes

L118

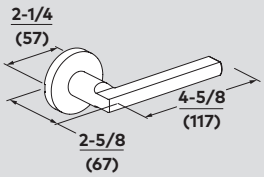

ANSI Strike

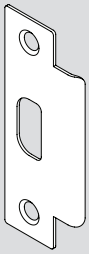

T Strike

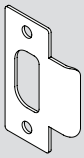

Full Lip

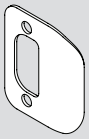

			626	605, 613, 619
ANSI #	**Function**	**Description**	**List $**	
—	C301	Single dummy	59.00	63.00
F75	C310	Passage/closet	114.00	116.00
F77A	C330	Patio	128.00	131.00
F76A	C340	Privacy, bedroom, or bath	118.00	120.00
F109	C353	Entry	146.00	149.00

Strikes

Option	Description	List $
5202	**Full lip strike, radius corner — default**	N/C
5001	ANSI strike	16.00
5101	T strike, square corner	N/C
5102	T strike, radius corner	N/C
5201	Full lip strike, square corner	N/C

Latches

Option	Description	List $
C310/C340 Latches		
234N	2-3/4" Backset non-fire	N/C
238N	2-3/8" Backset non-fire	N/C
234F	2-3/4" Backset fire rated	17.00
238F	2-3/8" Backset fire rated	17.00
C330/C353 Latches		
234F	2-3/4" Backset fire rated	N/C
238F	2-3/8" Backset fire rated	N/C

Abrasive Coated Levers (Tactile Markings)

Part #	Description	List $
660003	Abrasive coated lever (all designs)	72.00

NOTE: Tactile marking is applied to outside lever only, unless otherwise specified.

Keying

Option	Description	List $
KD	**Keyed differently to a random combination; SC keyway with 2 keys (default)**	N/C
KA2	Keyed alike in pairs to a random combination; SC keyway with 2 keys	N/C
NSK	Keyed alike, sets of three or more; SC keyway with 2 keys	22.00
1-Bit	Operated by 1-bit cut key, SC, SE keyway with 2 key blanks (order 1-bit key separately)	N/C
0-Bit	Operated by 0-bit key, D100 keyway — ⊘ **Keys sold separately**	N/C
0-Bit	Operated by 0-bit cut key; AA, CA, CB, CC, CD, CE, RA, RB, GA, SF, YA, YG keyways with 2 key blanks	22.00
MKD	Master keyed; SC, SE, or D100 keyway — ⊘ **Keys sold separately**	27.00
CMK	Construction master keyed single cylinder locks — ⊘ **Keys sold separately**	29.00

NOTE: Less Cylinder option is not available on the C300 series. ⊘ Denotes keys must be ordered separately.

Keys

Part #	Description	List $
45101	SFIC Cut key — Change key, master key, construction master key, or control key; BA, BB, BC, BD, BE, BF BG, BH, BJ, BK, BL, BM, BQ, SC, SE keyways	13.00
45401	SFIC Cut key — Change key, master key, or control key; SKC keyways — D100 etc.	18.00
45404	CONV/LFIC Cut key — 1-bit key for operating 1-bit cylinders – SC, SE keyways	10.00

NOTES:
- Distribution of SKC keys (listed as D100) is restricted. See Cylinders, Keys & Keying section for SKC policies.
- 1-bit cylinder comes with (2) uncut keys and will require a 1-bit cut key, sold separately, to operate cylinder.
- See Keys and Key Blanks section for complete list.

J300 Series

Finish Availability Chart	626	613	619	605[1]
LR	•	•		
LC	•	•		•
LG	•	•	•	
LS		•	•	•
L118	•	•	•	

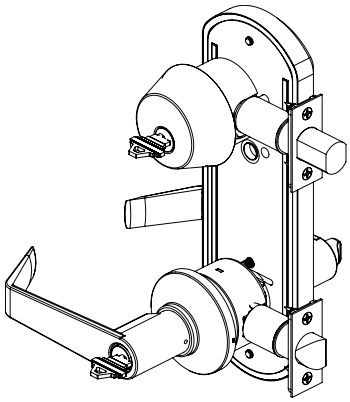

Product Family: Grade 2 Interconnected Lockset

Lever
- Lever — L118
- Lever (Handed) — LSB
- Lever — LGB
- Lever — LCB
- Lever — LRB

Backset
- 2-3/8" Fire — 238F
- 2-3/4" Fire — 234F

Handing
- Left Hand/Left Hand Reverse — LH
- Right Hand/Right Hand Reverse — RH

Cylinder Type
- T — Temporary SFIC
- C — SFIC (With Core)
- J — SFIC (Less Core)
- D — Standard Cylinder

Keying

J3 | 10 | LRB | 626 | | | | RH | D | SCKD

Function
- Entry – Single Cylinder — 10
- Privacy with Indicator[1] — 46
- Entry – Double Cylinder[2] — 53

Finish
- Satin Chrome — 626
- Dark Bronze — 613
- Satin Nickel — 619
- Bright Brass — 605

Faceplate
- 1" Square — 100S
- 1-1/8" Square — 118S
- 1" Radiused — 100R

Strike
- 5701 — (1) T Strike Square, (1) No Lip Square
- 5703 — (1) Full Lip Square, (1) No Lip Square
- 5704 — (1) Full Lip Radiused, (1) No Lip Radiused
- 5705 — (1) Full Lip Square, (1) Full Lip Square
- 5706 — (1) Full Lip Radiused, (1) Full Lip Radiused

1. J346 not available in 605.
2. SFIC core on J353 function available with LR lever only.

Levers

LC

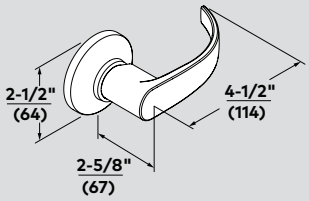

LG

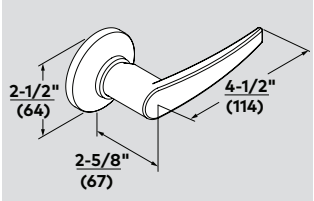

LR

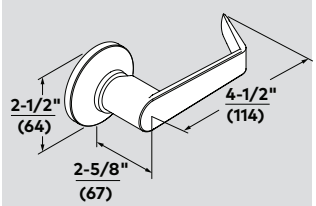

LS — Handed Lever

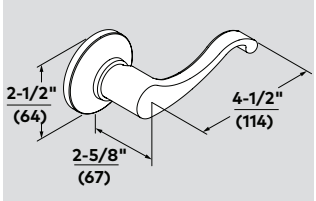

Strikes

L118

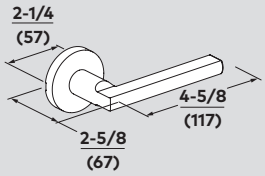

T Strike

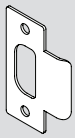

Full Lip

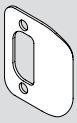

No Lip, Deadbolt Strike

			All Levers — Per Chart	
			626	605, 613, 619
ANSI #	**Function**	**Description**	**List $**	
F95	J310	Entrance, Single Locking	583.00	604.00
—	J346	Privacy with Indicator	583.00	604.00
F97	J353	Entrance, Double Locking	730.00	746.00

Strikes

Option	Description	List Add $
5701	**Lock — T strike square/Deadbolt — no lip square (default)**	N/C
5703	Lock — full lip square/Deadbolt — no lip square	N/C
5704	Lock — full lip radiused/Deadbolt — no lip radiused	N/C
5705	Lock — full lip square/Deadbolt — full lip square	N/C
5706	Lock — full lip radiused/Deadbolt — full lip radiused	N/C
Description		
Split Finish		53.00

Cylinder Types, Keying Options and Keyways

Cylinder	Option	Description		List Add/Deduct $
Conventional Cylinders (non-interchangeable core)				
D	Conventional cylinder			
	KD	**Keyed differently to a random combination; SC keyway with 2 keys (default)**		N/C
	KA2	Keyed alike in pairs to a random combination; SC keyway with 2 keys		N/C
	NSK	Keyed alike, sets of three or more; SC keyway with 2 keys		22.00
	1-Bit	Operated by 1-bit cut key; SC, SE keyway with 2 key blanks (order 1-bit key separately)		N/C
	0-Bit	Operated by 0-bit key; D100 keyway — ⊘ **Keys sold separately**		N/C
	0-Bit	Operated by 0-bit cut key; AA, CA, CB, CC, CD, CE, RA, RB, GA, SF, YA, YG keyways with 2 key blanks		22.00
	MKD	Master keyed; SC, SE, or D100 keyway — ⊘ **Keys sold separately**		27.00
	MK2	Master keyed double cylinder lock; SC, SE, or D100 keyway — ⊘ **Keys sold separately**		53.00
	CMK	Construction master keyed single cylinder locks — ⊘ **Keys sold separately**		29.00
	CM2	Construction master keyed double cylinder locks — ⊘ **Keys sold separately**		57.00
L		Lock less conventional cylinder, per cylinder	Example: J310L	Deduct 30.00
Small Format Interchangeable Core Cylinders				
T		Lock with keyed temporary SFIC construction core, per cylinder (cores may be returned for a full refund) — ⊘ **Keys sold separately**	Example: J310T	64.00
J		Lock with disposable plastic SFIC construction core	Example: J353J	64.00
C		Lock with combinated SFIC core installed at the factory[1]; BA (default), BB, BC, BD, BE, BF, BG, BH, BJ, BK, BL, BM, BQ, D100 keyway — ⊘ **Keys sold separately**	Example: J310C	76.00

NOTE: The Less Cylinder option is not available on the C500 Series.

⊘ Denotes keys must be ordered separately.

Cut Keys Ordered Separately

Part #	Description	List $
45101	SEIC Cut key — Change key, master key, construction master key, or control key; BA, BB, BC, BD, BE, BF BG, BH, BJ, BK, BL, BM, BQ, SC, SE keyways	13.00
45401	SFIC Cut key — Change key, master key, or control key; SKC keyways — D100 etc.	18.00
45404	CONV/LFIC Cut key — 1-bit key for operating 1-bit cylinders — SC, SE keyways	10.00

NOTES:
- 1-bit cylinder comes with (2) uncut keys and will require a 1-bit cut key, sold separately, to operate cylinder. SC and SE keyways only.
- See Keys and Key Blanks section for complete list.

Cylinders, Keys, and Keying

Product Guide

CYLINDER AVAILABILITY	Conventional	Interchangeable Core 6-Pin	Interchangeable Core 7-Pin	Conventional Hotel	Interchangeable Core Hotel
Mortise Cylinder	90	96	97	—	98
Rim Cylinder	80	86	87	—	—
KIL Cylinder	70	—	—	75	—
KIK Cylinder	71	—	—	—	—
Small Format Interchangeable Core	—	76	77	—	—

KEYWAY AVAILABILITY	SC Keyway	SE Keyway	Retrofit Keyways AA, CA, CB, CC, CD, CE, RA, RB, GA, SF, WA, YA,YG	SFIC Keyways BA, BB, BC, BD, BE, BF, BG, BH, BJ, BK, BL, BM, BQ	SKC Keyways D100
KD Keyed different to a random combination	Yes	No	No	No	No
KA2 Keyed alike in pairs to a random combination	Yes	No	No	No	No
NSK Keyed alike in sets of 3 or more	Yes	No	No	No	No
MKD Master keyed or keyed to a specific combination	Yes	Yes	No	Yes	Yes
CMK Construction master keyed	Yes	Yes	No	No	Yes (Not available SFIC)

Master Keying

Master keying charges do not include keys. Always order and price keys as a separate line item.

A completed Key System Specifcation Form is required for every new master key system ordered. Orders and keying schedules must use BHMA/ANSI Standard Key Coding Symbols. See ANSI 156.28 for reference.

Keying capacity varies greatly with product and system architecture. Check keying requirements prior to selecting product. Expressions like "Plan for maximum expansion" have no meaning. The table below is a very general guide and can be misinterpreted. For more information, please contact Customer Service.

Cylinder/Core Mechanism	Theoretical Number of Changes Under the Top Master Key	System Capacity	Example of Theoretical Keying Capacity in Three Levels of Keying (Grand Master, Master and Changes)
SC Keyway with Construction Keying	4^5 = 1,024	Smaller Projects	GMK and 16 Masters of 64 Changes Each
SC Keyway without Construction Keying	4^6 = 4,096	Medium Projects	GMK and 16 Masters of 256 Changes Each
77BA, BB etc. SFIC only	4^7 = 16,384	Larger Projects	GMK and 64 Masters of 256 Changes Each
SKC with Construction keying	6×4^6 = 24,576	Very Large Projects	GMK and 96 Masters of 256 Changes Each
SKC without Construction Keying	6×4^7 = 98,304	Extremely Large Projects	GMK and 384 Masters of 256 Changes Each

SKC
Distribution of SKC (Shown in the price list as D100 keyway) is restricted. Possession of a price list does not constitute authorization to purchase SKC. Contact your local representative for information about authorization to purchase SKC.

SKC may only be used in the USA and Canada.

Conventional (Non-IC) Mortise Cylinders

Ordering Guide

90 X 10 SC 118 626 KD

Cylinder Type

- 90 — Conventional Mortise

Cylinder Ring (List Add)

- X

Length

- 214 — 2-1/4"
- 200 — 2"
- 134 — 1-3/4"
- 158 — 1-5/8"
- 112 — 1-1/2"
- 138 — 1-3/8"
- 114 — 1-1/4"
- 118 — 1-1/8"

Keying

- 0BIT — SC & D100 provided in 1-bit - 1-bit key sold separately; other keyways provided in 0-bit
- CMK — Construction Master Keyed
- MKD — Master Keyed
- NSK — Keyed Alike, sets of 3 or More
- KA2 — Keyed Alike, Sets of 2
- KD — Keyed Different

Keyway

- 01 — Adams Rite & dormakaba 1340KR Key Removable Mullion
- 02 — Adams Rite 4070
- 09 — dormakaba 9600, 9700 & 9800 Exit Z Trim w/09 or 12 Functions
- 10 — dormakaba M1060 outside; dormakaba 9100, 9300, 9400 & 9500 Exit Y Trim/Options & Other Straight Cam Applications
- 13 — dormakaba 9600, 9700 & 9800 Exit Z Trim w/08 or 11 Functions
- 15 — Schlage Style Clover (L)
- 16 — dormakaba 5000 Series Exit J Trim, Sargent & Yale Narrow
- 19 — Best & CorbinRusswin Style Clover For all M1000 functions. M1060 inside cylinder MD100
- 30 — Falcon Dead Bolt Style Clover
- 31 — CorbinRusswin DL4000 Style

- SC — Schlage C
- SE — Schlage E
- D100 — SKC
- AA — Arrow A
- CA — Corbin 60
- CB — Corbin 67
- CC — Corbin 77
- CD — Corbin 59A1
- CE — CorbinRusswin L4
- RA — Russwin 981
- RB — Russwin D1
- GA — Sargent LA
- SF — Schlage F
- YA — Yale 8
- YG — Yale GA

Retrofit Keyways Available 0-Bitted Only

Finish

- 605 — Bright Brass
- 606 — Satin Brass
- 612 — Satin Bronze
- 613 — Dark Oxidized Satin Bronze
- 625 — Bright Chrome
- 626 — Satin Chrome
- 630 — Satin Stainless (also for use with 619)

NOTE: For Cylinder Rings, refer to page 67.

NOTE: Not all keyways available in all cylinder lengths. Consult factory.

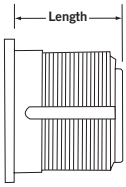

Length Includes Cam

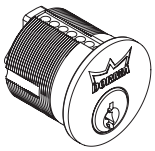

Mortise Cylinder

Option	Keyway	Example	Keys	All Finishes $
KD (standard)/KA2	SC	90X10 SC 118 626 KD	2 keys ea.	109.00
NSK (keyed alike, sets of 3 or more)	SC	90X10 SC 118 626 NSK KA31	2 keys ea.	Add 39.00
Master keyed	SC, SE, D100	90X10 SC 118 626 MKD	⊘ **Keys sold separately**	Add 39.00
Construction master keyed	SC, SE, D100	90X10 SC 118 626 CMK	⊘ **Keys sold separately**	Add 47.00
0-Bit	SC, SE	90X10 SC 118 626 0BIT	2 key blanks provided (1-bit key needed to operate).	22.00
0-Bit	D100	90X10 D100 118 626 0BIT	⊘ **Keys sold separately**	N/C
0-Bit	Retro	90X10 RB 118 626 0BIT	2 key blanks	22.00
138, 112, 158, 134, or 200 length		90X10 SC 112 626 KD		Add 93.00
214, 212, 234, or 300 length		90B10 SC 200 626 KD		Add 68.00

⊘ Denotes keys must be ordered separately.

Keys Ordered Separately for MKD, CMK, and SKC

Part #	Description	List $
45101	Cut key — change key, master key, construction key; SC, SE keyways	13.00
45401	Cut key — change key, master key, construction key; SKC keyways — D100 etc.	18.00
45404	CONV Cut key — 1-bit key for operating 1-bit cylinders; SC, SE keyways only	10.00

NOTES:
- D100 keyway cylinders must be ordered 0-bitted or MKD; keys sold separately.
- Other restrictions apply. See Cylinders, Keys & Keying section for SKC policies.
- 1-bit cylinder comes with (2) uncut keys and will require a 1-bit cut key, sold separately, to operate cylinder. SC and SE keyways only.
- See Keys and Key Blanks section for complete list.

Small Format Interchangeable Core Mortise Housings

Ordering Guide

Cylinder Type

- For 7 Pin Core — 97
- For 6 Pin Core — 96

Cylinder Ring (List Add)

X

Length

- 300 — 3"
- 212 — 2-1/2"
- 214 — 2-1/4"
- 200 — 2"
- 134 — 1-3/4"
- 138 — 1-3/8"

97 X 10 138 626

Cam

- 01 — Adams Rite & dormakaba 1340KR Key Removable Mullion
- 02 — Adams Rite 4070
- 09 — dormakaba 9600, 9700 & 9800 Exit Z Trim w/09 or 12 Functions
- 10 — dormakaba M1060 outside cylinder Mortise Locks; dormakaba 9100, 9300, 9400 & 9500 Exit Y Trim/Options & Other Straight Cam Applications
- 13 — dormakaba 9600, 9700 & 9800 Exit Z Trim w/08 or 11 Functions
- 15 — Schlage Style Clover (L)
- 16 — dormakaba 5000 Series Exit J Trim, Sargent & Yale Narrow
- 19 — Best & CorbinRusswin Style Clover All M1000 Mortise functions, M1060 outside cylinder Mortise locks MD100
- 30 — Falcon Dead Bolt Style Clover
- 31 — CorbinRusswin DL4000 Style

Finish

- 605 — Bright Brass
- 606 — Satin Brass
- 612 — Satin Bronze
- 613 — Dark Oxidized Satin Bronze
- 625 — Bright Chrome
- 626 — Satin Chrome
- 630 — Satin Stainless (also for use with 619)

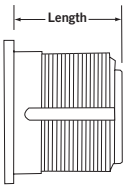

Length Includes Cam

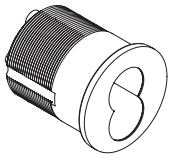

SFIC Mortise Housing

NOTES:
- For Cylinder Rings, refer to page 67.
- To order cores, refer to page 73.

Description	Example	All Finishes $
Housing less core	97X10 00 138 626	100.00
Housing less core — 200 or 214 length (extended leadtime)	97X10 00 200 626	Add 345.00
Housing less core — 212 or 300 length (extended leadtime)	97X10 00 212 626	Add 433.00

Dummy and Thumbturn Cylinders

Ordering Guides

Cylinder Ring (List Add)

Cylinder Type

Dummy — 91 X

91 X 118 626

1-1/8" — 118
1-1/4" — 114

Length

605 — Bright Brass
606 — Satin Brass
612 — Satin Bronze
613 — Dark Oxidized Satin Bronze
625 — Bright Chrome
626 — Satin Chrome

Finish

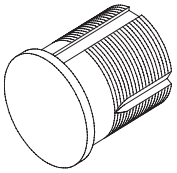

Dummy Cylinder

NOTE: For Cylinder Rings, refer to page 67.

Finish

626 — Satin Chrome
625 — Bright Chrome
613 — Dark Oxidized Satin Bronze
612 — Satin Bronze
606 — Satin Brass
605 — Bright Brass

Cylinder Ring (List Add)

Cylinder Type

Thumbturn — 92 X

92 X 10 118 626

Adams Rite & dormakaba 1340KR Key Removable Mullion — 01
Adams Rite 4070 — 02
dormakaba M1060 outside cylinder Mortise Locks; dormakaba 9100, 9300, 9400 & 9500 Exit Y Trim/Options & Other Straight Cam Applications — 10
Best & CorbinRusswin Style Clover All M1000 Mortise functions, M1060 inside cylinder MD100 — 19

Cam

100 — 1"
114 — 1-1/4"
118 — 1-1/8"

Length

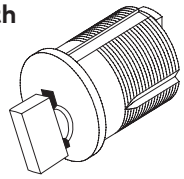

Thumbturn Cylinder

NOTE: For special arm applications, consult Technical Services.

Description	Example	All Finishes $
91 Series dummy cylinder	91X 118 626	80.00
92 Series thumbturn cylinder	92X 10 118 626	109.00

NOTE: For cylinders over 1-1/4" long, contact the factory.

Mortise Cylinder Cams for dormakaba Products

Ordering Guide

Product Type

Mortise Cylinder Cam — 63

Pattern

C — dormakaba SFIC Screw-On
dormakaba 93R Housing for Schlage FSIC

D — dormakaba Conventional

63 10 D

Cam

- 01 — dormakaba Key Removable Mullion & Adams Rite
- 02 — Adams Rite 4070 & Amarlite: Baldwin Mortise Locks, Miscellaneous Non-dormakaba Straight Cam Applications **(Not available in SFIC)**
- 09 — dormakaba 9600, 9700 & 9800 Exit Z Trim w/09 or 12 Functions
- 10 — dormakaba M1060 outside cylinder Mortise Locks; dormakaba 9100, 9300, 9400 & 9500 (prior to 11/2014) Exit Y Trim/Options & Other Straight Cam Applications
- 13 — dormakaba 9500 05 and 08 Functions (11/2014 or later), 9600, 9700 & 9800 Exit Z Trim w/08 or 11 Functions
- 15 — Schlage Style Clover (L)
- 16 — dormakaba 5000 Series Exit J Trim, Sargent & Yale Narrow
- 19 — Best & CorbinRusswin Style Clover All M1000 Mortise functions, M1060 inside cylinder MD100
- 22 — Vingcard

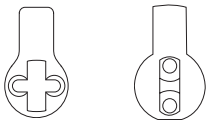

Conventional Cams (Suffix D) have mounting holes at 3 and 9 o'clock.

SFIC/LFIC Cams (Suffix C) have mounting screw holes at 12 and 6 o'clock.

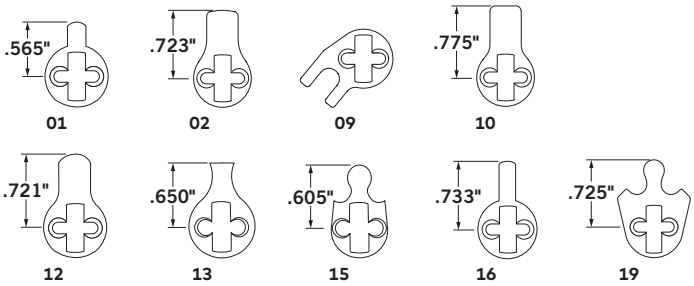

Description	U/M	List $
Cams — 6301D, 6302D, 6309D, 6310D, 6312D, 6313D, 6315D, 6316D, 6319D, 6332D	ea.	14.00
Cams — 6301C, 6309C, 6310C, 6312C, 6313C, 6315C, 6316C	ea.	14.00

Part#	Description	U/M	List $
76007125	Cam screws, dormakaba I/C mortise housing (used with "C" suffix cams) – pack of 20	pack	38.00
76019185	Cam screws, dormakaba standard mortise cylinder (used with "D" suffix cams) – pack of 20	pack	38.00

Retrofit Mortise Cylinder Cams

Ordering Guide for other manufacturers' cylinders

Pattern

- SG — Arrow and Sargent Conventional Cylinders
- CR — CorbinRusswin Conventional Cylinders

Product Type

- Mortise Cylinder Cam — 63

63 11 CR

Cam

- dormakaba 9600, 9700 & 9800 Exit Z Trim w/09 or 12 Functions — 09[1]
- dormakaba 9600, 9700 & 9800 Exit Z Trim w/08 or 11 Functions — 13

1. 09 cam required for dormakaba Z09 & Z12 exit trim. For this, or any other application not shown, contact Technical Services.

Retrofit cams are configured to fit non-dormakaba cylinders. Use of incorrect cams can cause lockouts.

Description	List $
Cams — 6313CR	16.00
Cams — 6313SG	16.00

Mortise Cylinder Rings

Ordering Guide

Cylinder Ring

- H — 13/16" Tapered Ring raises cylinder 5/8" off door
- G — 11/16" Tapered Ring raises cylinder 1/2" off door
- K — 17/32" Tapered Ring raises cylinder 7/16" off door
- J — 7/16" Tapered Ring raises cylinder 1/4" off door
- A — 9/32" Tapered Ring raises cylinder 3/32" off door
- D — 1/4" Blocking Ring
- C — 1/8" Blocking Ring

Product Type

- Mortise Cylinder Ring — 64

64 J 626

Finish

- 605 — Bright Brass
- 606 — Satin Brass
- 612 — Satin Bronze
- 613 — Dark Oxidized Satin Bronze
- 622 — Satin Black
- 625 — Bright Chrome
- 626 — Satin Chrome
- 630 — Satin Stainless (also for use with 619)

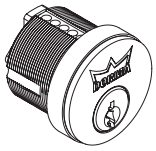

Cylinder with Blocking Ring

Cylinder with Tapered Ring

Description	626	605, 606, 612, 619, 625, 630
	List $	
Blocking rings — 64C, 64D	14.00	16.00
Tapered rings — 64A, 64J, 64K (includes wave washer)	36.00	39.00
Tapered rings — 64G, 64H (includes wave washer)	38.00	40.00
Wave washer (sold in multiples of 25 only)	25 pack	25 pack

Example: 64J 626

Conventional (Non-IC) Rim Cylinders

Ordering Guide

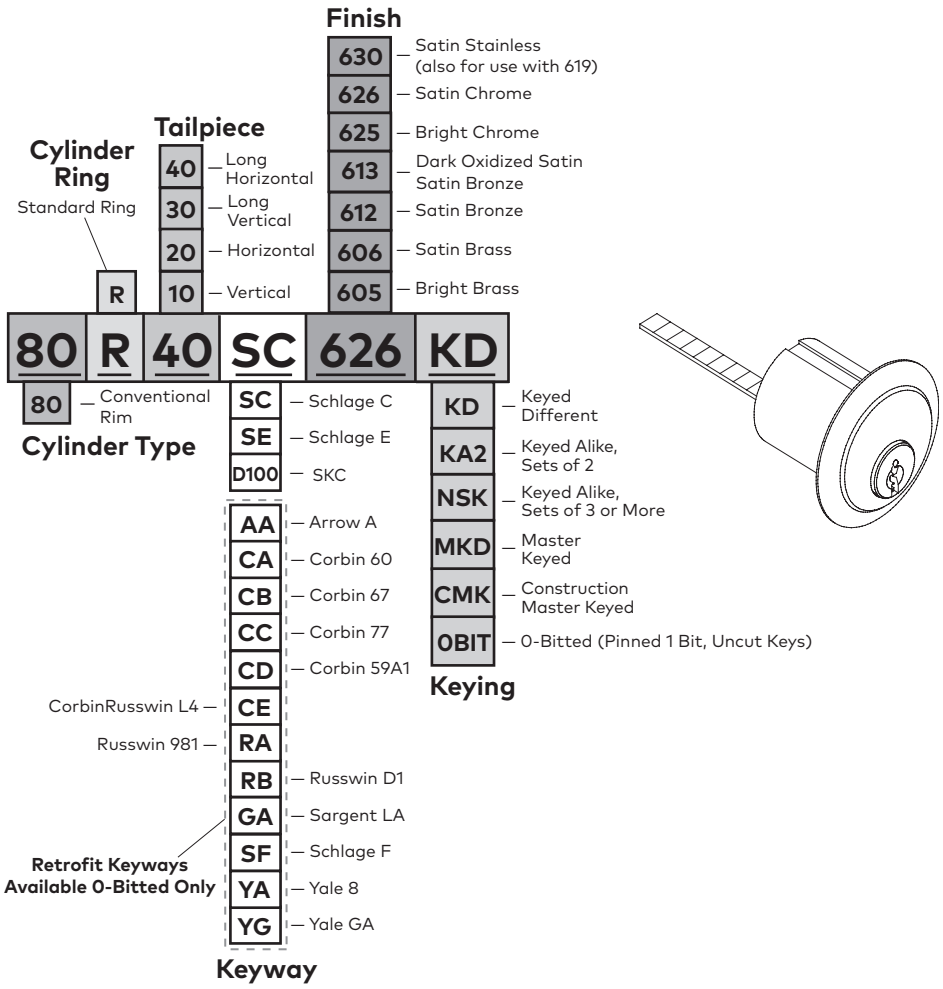

Option	Keyway	Example	Keys	All Finishes $
KD (standard)/KA2/KA4	SC	80R40 SC 626 KD	2 keys ea.	76.00
NSK (KA other than KA2/KA4)	SC	80R40 SC 626 NSK KA31	2 keys ea.	Add 36.00
Master keyed	SC, SE, D100	80R40 SC 626 MKD	⊘ **Keys sold separately**	Add 36.00
Construction master keyed	SC, SE, D100	80R40 SC 626 CMK	⊘ **Keys sold separately**	Add 44.00
0-Bit	SC, SE	80R40 SC 626 0BIT	2 keys ea.	22.00
0-Bit	D100	80R40 D100 626 0BIT	⊘ **Keys sold separately**	N/C
0-Bit	Retro	80R40 RB 626 0BIT	2 keys ea.	22.00

⊘ Denotes keys must be ordered separately.

Keys Ordered Separately for MKD, CMK, and SKC

Part #	Description	List $
45101	Cut key — change key, master key, construction key; SC, SE keyways	13.00
45401	Cut key — change key, master key, construction key; SKC keyways — D100 etc.	18.00
45404	CONV Cut key — 1-bit key for operating 1-bit cylinders; SC, SE keyways only	10.00

NOTES:
- D100 keyway cylinders must be ordered 0-bitted or MKD; keys sold separately.
- Other restrictions apply. See Cylinders, Keys & Keying section for SKC policies.
- 1-bit cylinder comes with (2) uncut keys and will require a 1-bit cut key, sold separately, to operate cylinder. SC and SE keyways only.
- See Keys and Key Blanks section for complete list.

Small Format Interchangeable Core Rim Housings

Ordering Guide

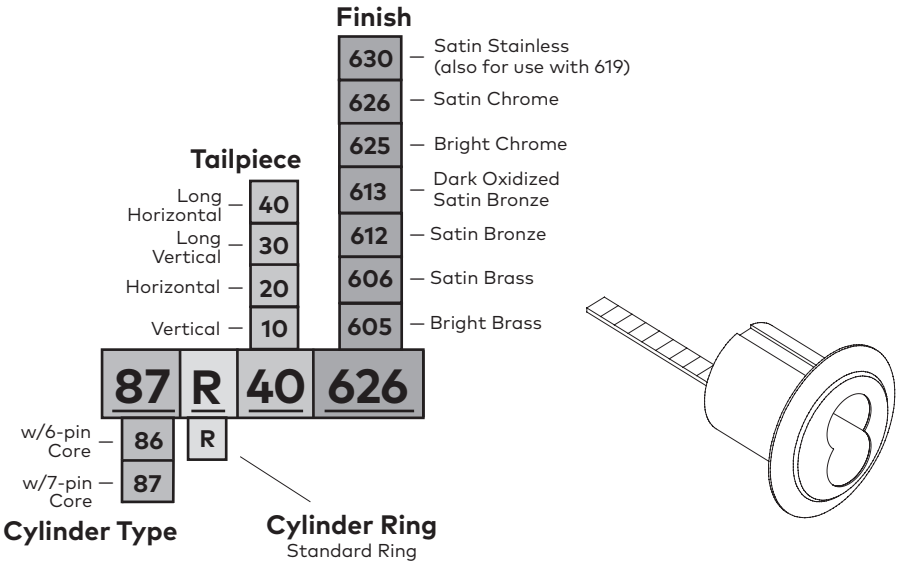

NOTES: • To order cores, refer to page 73.

Description	Example	All Finishes $
Housing less core	87R40 00 626	73.00

Conventional (Non-IC) Key-in-Knob/Lever Cylinders

Ordering Guide (Except Hotel Function)

Tailpiece

- 33 — J300 Upper Cylinder
- 32 — C353 & J353 Lower Cylinder
- 30 — D880
- 28 — C873 Lever Only
- 27 — All C800 Levers except C873 & 885
- 26 — D860 & 863 1-13/16"–3" Door
- 25 — C570
- 24 — C550, 553, 555, 580
- 21 — D862 1-13/16"–2" Door
- 20 — D862 1-3/8"–1-3/4" Door
- 19 — D860 & 863 1-3/8"–2" Door
- 18 — D861
- 17 — DB662
- 16 — DB660
- 13 — R08 Trim CL700 Levers
- 12 — CK700 Knobs

Keyway

Retrofit Keyways Available 0-Bitted Only

- YG — Yale GA
- YA — Yale 8
- SF — Schlage F
- GA — Sargent LA
- RB — Russwin D1
- RA — Russwin 981
- CE — CorbinRusswin L4
- CD — Corbin 59A1
- CC — Corbin 77
- CB — Corbin 67
- CA — Corbin 60
- AA — Arrow A
- D100 — SKC
- SE — Schlage E
- SC — Schlage C

Keying

- 0BIT — 0-Bitted (SC keyway only 1-bitted, Uncut Keys)
- CMK — Construction Master Keyed
- MKD — Master Keyed
- NSK — Keyed Alike, Sets of 3 or More
- KA2 — Keyed Alike, Sets of 2
- KD — Keyed Different

70 12 SC 626 KD

Lock Type

- 70 — Lever Designs
- 71 — Knob Designs

Finish

- 606 — Satin Brass
- 626 — Satin Chrome

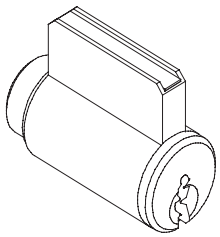

NOTE: To order tailpiece only, refer to page 76.

Option	Keyway	Example	Keys	All Finishes $
KD (standard)/KA2	SC	7010 SC 626 KD2 keys ea.	2 keys ea.	69.00
NSK (keyed alike, sets of 3 or more)	SC	7010 SC 626 NSK KA31	2 keys ea.	Add 36.00
Master keyed	SC, SE, D100	7010 SC 626 MKD	⊘ **Keys sold separately**	Add 36.00
Construction master keyed	SC, SE, D100	7010 SC 626 CMK	⊘ **Keys sold separately**	Add 44.00
0-Bit	SC, SE	7010 SC 626 0BIT	2 keys ea.	22.00
0-Bit	D100	7010 D100 626 0BIT	⊘ **Keys sold separately**	N/C
0-Bit	Retro	7010 RB 626 0BIT	2 keys ea.	22.00

NOTE: For locksets in 619, 625, 626, 629, and 630 finish, order cylinders in 626. For locksets in 605, 606, 612, and 613, order in 606.
⊘ Denotes keys must be ordered separately.

Keys Ordered Separately for MKD, CMK, and SKC

Part #	Description	List $
45101	Cut key — change key, master key, construction key; SC, SE keyways	13.00
45401	Cut key — change key, master key, construction key; SKC keyways — D100 etc.	18.00
45404	CONV Cut key — 1-bit cut key for operating 1-bit cylinders; SC, SE keyways only	10.00

NOTES:
- D100 keyway cylinders must be ordered 0-bitted or MKD; keys sold separately.
- Other restrictions apply. See Cylinders, Keys & Keying section for SKC policies.
- 1-bit cylinder comes with (2) uncut keys and will require a 1-bit cut key, sold separately, to operate cylinder. SC and SE keyways only.
- See Keys and Key Blanks section for complete list.

Conventional (Non-IC) Hotel Cylinders

Ordering Guide

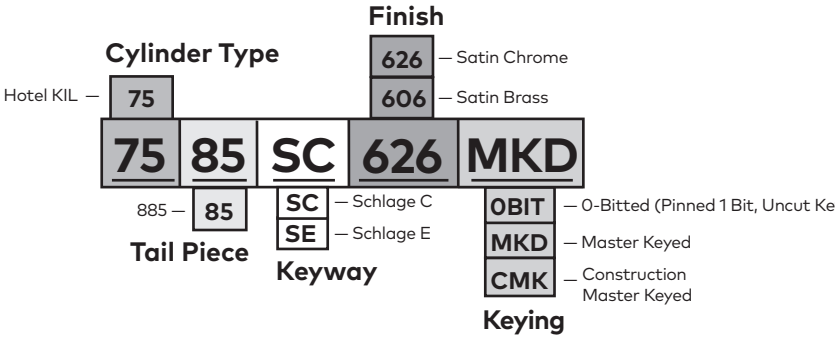

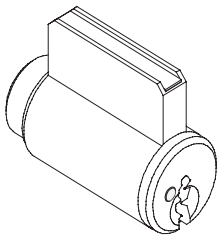

Description	Example	All Finishes $
Key-in-Lever Cylinders		
Key-in-lever hotel cylinder	7585 SC 626 0BIT	110.00
Key-in-lever master keyed cylinder — ⊘ **Keys sold separately**	7585 SC 626 MKD	Add 36.00
Key-in-lever construction keyed cylinder — ⊘ **Keys sold separately**	7585 SC 626 CMK	Add 44.00

NOTES:
- For key-in-lever locksets in 619, 625, and 626 finish, order cylinders in 626. For key-in-lever locksets in 605, 606, 612, and 613, order in 606.
- Key-in-lever hotel cylinders are not available in D100 keyway.

⊘ Denotes keys must be ordered separately.

Keys Ordered Separately for MKD and CMK cylinders

Part #	Description	List $
45101	Cut key — change key, master key, construction key; SC, SE keyways	13.00
45401	Cut key — change key, master key, construction key; SKC keyways — D100 etc.	18.00
45102	Cut key — emergency key 75CYL; SC, SE keyways	33.00

NOTES:
- D100 keyway cylinders must be ordered 0-bitted or MKD; keys sold separately.
- Other restrictions apply. See Cylinders, Keys & Keying section for SKC policies.
- See Keys and Key Blanks section for complete list.

Small Format Interchangeable Core Hotel Cylinder

Ordering Guide

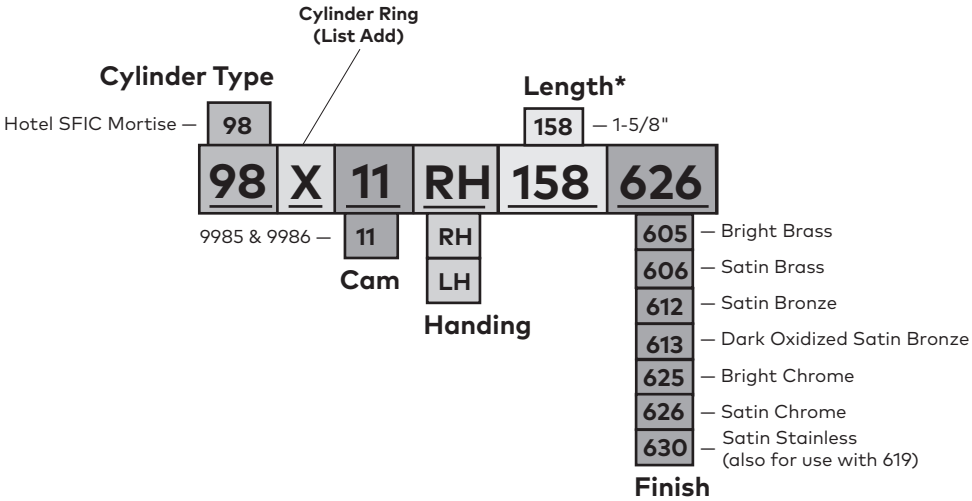

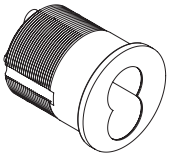

Cylinder without Ring

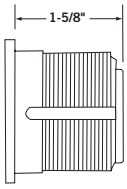

Length Includes Cam

* Extended length cylinders not available.

NOTES: • To order cores, refer to page 73.

Description	Example	All Finishes $
Housing less core	98H11 00 158 626	97.00

1. For uncombinated cores, UNC, cores must be ordered separately.

Small Format Interchangeable Cores

Ordering Guide

Core Length

7-Pin Core — 77
6-Pin Core — 76

Finish

626 — Satin Chrome
606 — Satin Brass

77 BA 606 MKD

Keying

MKD — Combinated (Master Keyed)
UNC — Uncombinated
TMP — Temporary Construction Core

Keyway

BA — Best A
BB — Best B
BC — Best C
BD — Best D
BE — Best E
BF — Best F
BG — Best G
BH — Best H
BJ — Best J
BK — Best K
BL — Best L
BM — Best M
TB — Best TB
BQ — Best Q
D100 — SKC (supplied standard with dormakaba logo - 7-pin Core only)

Black Construction Core — BLK
Blue Construction Core — BLU
Green Construction Core — GRN

Specify Color If Required to Match Existing Project

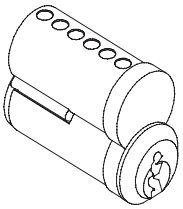

NOTE: To order tailpiece only, refer to page 76.

Description	Example	All Finishes $
Uncombinated core — ⊘ **Keys sold separately**	77 BA 606 UNC	52.00
76 or 77 Series core, combinated — ⊘ **Keys sold separately**	77 BA 606 MKD	Add 36.00
Temporary construction core — ⊘ **Keys sold separately**	77 XX 606 TMP	68.00

Cores may be returned for a full refund (Quantities limited; contact Customer Service for details)

NOTES:
- For locksets in 619, 625, 626, 629, and 630 finish, order cores in 626. For locksets in 605, 606, 612, and 613, order cores in 606.
- SFIC cores are not available 0-Bitted.

⊘ Denotes keys must be ordered separately.

Keys Ordered Separately

Part #	Description	List $
45101	Cut key — change key, master key, control key; "B" keyways	13.00
45401	Cut key — change key, master key, control key; SKC keyways — D100 etc.	18.00
45103	Cut key — emergency key for M9985C "B" keyways	34.00
45403	Cut key — emergency key for M9985C D100 keyway	34.00

NOTES:
- D100 keyway cylinders must be ordered UNC or MKD; keys sold separately.
- Other restrictions apply. See Cylinders, Keys & Keying section for SKC policies.
- See Keys and Key Blanks section for complete list.

Service Items

Part #	Description	List $
860051	Plastic construction core	12.00

Large Format Interchangeable Core

Ordering Guide

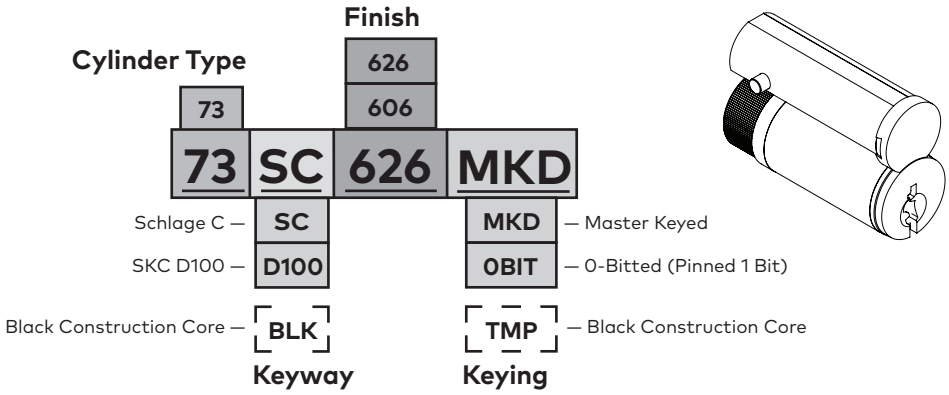

Large Format Interchangeable Cores

Keway	Option	Example	Keys	All Finishes $
SC	0-BIT	73 SC 626 0-BIT	2 Keys Ea. (Control Key Sold Separately)	22.00
SC	MKD	73 SC 626 MKD	Keys Sold Separately	27.00
D100	0-BIT	73 D100 626 0-BIT	Keys Sold Separately	N/C
D100	MKD	73 D100 626 MKD	Keys Sold Separately	27.00
SC	Temp Construction Core	73 BLK 626 TMP	Keys Sold Separately	95.00

NOTES:
- "0-bitted" SC cores come with (2) uncut keys, a 1-bit cut key is required to operate cylinder and must be ordered separately. Control key for removing and installing core must be ordered separately.
- "0-bitted" D100 cores do not come with keys. Keys must be ordered separately (pages 77–78).
- Distribution of SKC keys (listed as D100) is restricted. See Cylinders, Keys & Keying section for SKC policies.

Keys

Part #	Description	List $
45101	Cut key — change key, master key, construction key — SC keyway	13.00
45401	Cut key — change key, master key, construction key — D100 keyway	18.00
45404	Cut key — 1-bit change key (to operate "1-bit" cores) — SC keyway	10.00
45405	Cut key — 1-bit control key (to install/remove "1-bit" LFIC cores) — SC keyway	10.00
44101SC	Key blank — SC keyway	7.00
44104SC	Key blank — Control key (to install/remove LFIC Cores) — SC keyway	9.00
44404D100	Key blank — control key — D100 76014824	34.00
45404D100	Cut key — control key — D100	33.00

Retrofit Interchangeable Core Cylinder Housings

Ordering Guides

Cylinder Type
Rim Cylinder Housing — 83

Cylinder Ring
Standard Ring — R

Tailpiece
40 — Long Horizontal
30 — Long Vertical

83 R R 40 00 626

Retrofit Type
X7 — Sargent XC 11-P-7300B, Arrow Choice Plus CP7S, Arrow Choice Flex C7FS, Arrow Choice Base C7S
X6 — Arrow Choice Plus CP6S, Arrow Choice Flex C6FS, Arrow Choice Base C6S
R — Schlage FSIC

Less Core[1] — 00

Finish
605 — Bright Brass
606 — Satin Brass
612 — Satin Bronze
613 — Dark Oxidized Satin Bronze
625 — Bright Chrome
626 — Satin Chrome
630 — Satin Stainless (also for use with 619)

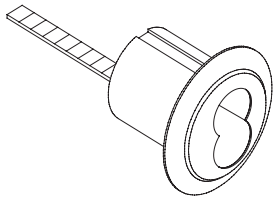

1. Interchangeable cores only available in **R** option (Schlage C) for these rim cylinder housings.

Cylinder Type
Interchangeable Core Housing — 93

Retrofit Type
R — Schlage FSIC
X6 — Arrow Choice Plus CP6S, Arrow Choice Flex C6FS, Arrow Choice Base C6S
X7 — Sargent XC 11-P-7300B, Arrow Choice Plus CP7S, Arrow Choice Flex C7FS, Arrow Choice Base C7S

Cylinder Ring (List Add)

Length
112 — 1-1/2" (R only)
134 — 1-3/4" (X7, X6 only)
138 — 1-3/8" (X7, X6 only)

93 R X 10 00 112 626

Cam
01 — Adams Rite & dormakaba 1340KR Key Removable Mullion
02 — Adams Rite 4070
09 — dormakaba 9600, 9700 & 9800 Exit Z Trim w/09 or 12 Functions
10 — dormakaba M1060 outside cylinder Mortise Locks; dormakaba 9100, 9300, 9400 & 9500 Exit Y Trim/Options & Other Straight Cam Applications
13 — dormakaba 9600, 9700 & 9800 Exit Z Trim w/08 or 11 Functions
15 — Schlage Style Clover (L)
16 — dormakaba 5000 Series Exit J Trim, Sargent & Yale Narrow
19 — Best & CorbinRusswin Style Clover All M1000 functions, M1060 inside cylinder MD100
30 — Falcon Dead Bolt Style Clover
31 — CorbinRusswin DL4000 Style

00 — Less Core[1]

Finish
605 — Bright Brass
606 — Satin Brass
612 — Satin Bronze
613 — Dark Oxidized Satin Bronze
625 — Bright Chrome
626 — Satin Chrome
630 — Satin Stainless (also for use with 619)

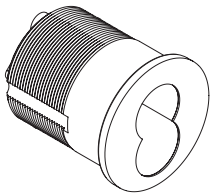

1. Interchangeable cores only available in **R** option (Schlage C) for these mortise cylinder housings.

Retrofit	Description	Example	All Finishes $
Full Size Interchangeable Core Housing — Less Core			
R	Housing prepared for Schlage FSIC	83 R R 40 00 626 or 93 R G 10 00 112 626	15.00
Small Format Interchangeable Core Housings — Less Core			
X7[1]	Housing prepared for Sargent XC 7P and Arrow Choice 7P	83 X7 R 40 00 626 or 93 X7 G 10 00 112 626	87.00
X6[1]	Housing prepared for Arrow Choice 6P	83 X6 R 40 00 626 or 93 X6 G 10 00 112 626	87.00

NOTE: If temporary construction cores are required, consult technical services. SFIC housings X6 require 6-pin temporary cores; X7 require 7-pin temporary cores.

Tailpieces

C100	Tailpiece	Cylinder Type	Application	List $
	71770527 (KIT)	STD	All functions	13.00
	78074975 (KIT)	SFIC	All functions	13.00
C200				
	76002052	STD	All functions	13.00
	71829360	SFIC	All functions	13.00
C500 Tailpieces				
	6724D	Standard	All functions except C570	13.00
	6725D	Standard	C570 function only	13.00
	6724C	SFIC	All functions except C570	13.00
	6725C	SFIC	C570 function only	13.00
J300 Tailpieces				
	6732D	Standard	J353 (lever)	13.00
	6733D	Standard	All functions (deadbolt)	13.00
	6733C	SFIC	All functions (deadbolt)	13.00
	6732C	SFIC	J353 (lever)	13.00
C300 Tailpieces				
	6732D	Standard	C353	13.00
DB600 Tailpieces				
	6716D	Standard	D660	13.00
	6717D	Standard	D662	13.00
	6716C	SFIC	D660	13.00
	6717C	SFIC	D662	13.00

Miscellaneous Tailpieces/Parts

Part #	Description	List $
76008829	Tailpiece, Rim cylinder	13.00
76009468	SFIC tailpiece spacer for use with 6-pin cores (except C800C Series)	8.00

Keys and Key Blanks

Key Blanks

Part #	Description	List $
44101SC	SC section 6-pin (order in multiples of 50), w/dormakaba logo	7.00
44101SE	SE section 6-pin (order in multiples of 50), w/dormakaba logo	7.00
44101BA	BA section 7-pin (order in multiples of 50), w/dormakaba logo and stamped DO NOT DUPLICATE	7.00
44401D100	D100 section 7-pin (order in multiples of 50), w/dormakaba logo and stamped DO NOT DUPLICATE	9.00
44102SC	SC section emergency blank for C885D	29.00
44102SE	SE section emergency blank for C885D	29.00
44103BA	BA section emergency blank for M9985C and M9986C	33.00
44104SC	Key Blank — Control key (to install/remove LFIC Cores) SC keyway.	9.00
44403D100	D100 section emergency blank for M9985C and M9986C	34.00
44404D100	Key blank – control key – (to install/remove LFIC cores) D100 keyway	34.00
44303D400	D400 Emergency key blank for M9985 and M9986C	35.00

NOTE: Distribution of SKC keys (listed as D100) is restricted. See Cylinders, Keys & Keying section for SKC policies.

Cut Keys

Use cut key for master keys, change keys, control keys, construction keys, and emergency key for M9985 and M9986

Part #	Description	List $
45101	Cut key SC, SE, or B sections	13.00
45401D100	Cut key D100 section	19.00
45102SC	SC section emergency key for C885D	33.00
45102SE	SE section emergency key for C885D	33.00
45103	Emergency keys for SFIC, M9985C, and M9986C (specify B keyway)	34.00
45403D100	D100 section emergency key for M9985C and M9986C	34.00
45404D100	Cut key - control key (to install/remove LFIC cores) D100 keyway	31.00

NOTE: Distribution of SKC keys (listed as D100) is restricted. See Cylinders, Keys & Keying section for SKC policies.

Key Stamping

Part #	Description	List Add $
—	Alpha-numeric non-standard key symbols, up to 6 characters	12.00
—	Do not duplicate or US Property Do Not Duplicate	12.00

NOTE: BB through BQ section key stamped DUPLICATION PROHIBITED

SFIC Padlocks

Ordering Guides

Cylinder Type

- T — SFIC, Temporary Core
- C — SFIC, with Core
- J — SFIC, Less Core

Shackle Length

- 2" Shackle — 20
- 1" Shackle — 10

Keying

- TMP — Temporary Construction Core
- MKD — Combinated (Master Keyed)

SFIC Heavy Duty Padlock — **P1 10 J 626 BA MKD**

Finish

- Satin Chrome — 626

Keyway

- BA — Best A
- BB — Best B
- BC — Best C
- BD — Best D
- BE — Best E
- BF — Best F
- BG — Best G
- BH — Best H
- BJ — Best J
- BK — Best K
- BL — Best L
- BM — Best M
- BQ — Best Q
- TB — Best TB
- D100 — SKC 7-Pin Only

- Black Construction Core — BLK
- Blue Construction Core — BLU
- Green Construction Core — GRN

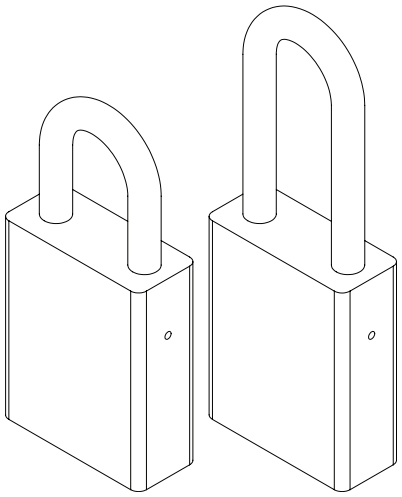

Description	List $
P110 J 626 — SFIC Padlock with 1" shackle, less core	76.00
P120 J 626 — SFIC Padlock with 2" shackle, less core	89.00

Small Format Interchangable Cores		List Add $
T	Temporary construction core — Cores may be returned for a full refund	64.00
J	SFIC Core sold seperately	64.00
C	Padlock with combinated SFIC core; BA (default). Shipped seperately BB, BC, BD, BE, BF, BG, BH, BJ, BK, BL, BM, BQ, D100 Keyway — Keys sold seperately	69.00

Cut Keys Ordered Seperately

Part #	Description	List $
45101	Change key, master key, construction master key or control key; BA, BB, BC, BD, BE, BF, BG, BH, BJ, BK, BL, BM, BQ, SC, SE keyways	13.00
45401	Change key, master key or control key; SKC keyways — D100 etc.	18.00

Service Parts

Pin Kits

Part #	Description	List $
76006942	Pin kit for SC and SE keyway conventional cylinders (0.015 dia. pins)	220.00
76006943	Pin kit for dormakaba small format IC (BA, BB, etc., A2 system; 0.108 dia. pins)	220.00
76007399	Pin kit for SKC (D100) SFIC and conventional cylinders (A2 system)	513.00

NOTE: 7-pin kit for SKC also pins B keyway SFIC.

Key Machine

Part #	Description	List $
76007932	Code key machine for originating SKC keys, 120 VAC 60 Hz. 4 week lead time.	6,703.00
76007934	Code key machine for originating SKC keys, 220 VAC 60 Hz. 4 week lead time.	7,033.00
76007936	Replacement cutter for dormakaba key machines	642.00
76007938	Replacement belt for dormakaba key machines	105.00
76010077	SKC code card for HPC1200/Ilco Universal code machines	42.00

IC Capping Equipment

Part #	Description	List $
76007939	Capsaver press for D100	2,641.00
76010091	Manual capping set for D100 and B keyways (capping block and capping tool)	291.00
76010076	SFIC decombinating block and ejector tool (for B keyways only)	259.00
76010074	Capping tool for manual capping	70.00
76010075	Ejector tool for decombinating	42.00
76010068	Capping strips (pack of 50)	100.00
76010069	Individual caps for manual capping (pack of 500)	33.00

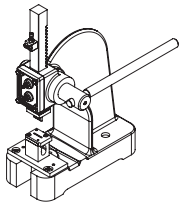

Capsaver Press

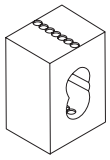

Capping Block

Capping Tool

Ejector Tool

Tools and Service Items

Part #	Description	List $
76010070	Small format IC housing installation wrench	138.00
76010071	Pin tumbler tweezers	58.00
76010072	Cylinder shims (pack of 25; for servicing conventional cylinders)	24.00
76007846	Follower (for servicing all dormakaba conventional cylinders)	20.00
76010246	SKC sample set	200.00
76010534	BA sample set, 626	100.00
76010535	BA sample set, 606	100.00

Replacement Pins, A2 System

Part #	Description (Order in multiples of 100) — Price is per pin		List $
76007952	SKC Spring		0.17
76007953	SKC full size 0 bottom pin	.185"	0.36
76007954	SKC full size 1 bottom pin	.1975"	0.36
76007955	SKC full size 2 bottom pin	.210"	0.36
76007956	SKC full size 3 bottom pin	.2225"	0.36
76007957	SKC full size 4 bottom pin	.235"	0.36
76007958	SKC full size 5 bottom pin	.2475"	0.36
76007959	SKC full size 6 bottom pin	.260"	0.36
76007960	SKC full size 7 bottom pin	.2725"	0.36
76007961	SKC full size 8 bottom pin	.285"	0.36
76007962	SKC full size 9 bottom pin	.2975"	0.36
76007963	SKC full size A top pin	.200"	0.36
76007964	SKC full size B top pin	.235"	0.36
76007965	SKC full size C top pin	.285"	0.36
76007966	SKC full size D top pin	.2975"	0.36
76010031	SFIC/SKC size 2 top	.025"	0.20
76010032	SFIC/SKC size 3 top	.0375"	0.20
76010033	SFIC/SKC size 4 top	.050"	0.20
76010034	SFIC/SKC size 5 top	.0625"	0.20
76010035	SFIC/SKC size 6 top	.075"	0.20
76010036	SFIC/SKC size 7 top	.0875"	0.20
76010037	SFIC/SKC size 8 top	.100"	0.20

Part #	Description (Order in multiples of 100)	— Price is Per Pin	List $
76010038	SFIC/SKC size 9 top	.1125"	0.20
76010039	SFIC/SKC size 10 top	.125"	0.20
76010040	SFIC/SKC size 11 top	.1375"	0.20
76010041	SFIC/SKC size 12 top	.150"	0.20
76010042	SFIC/SKC size 13 top	.1625"	0.20
76010043	SFIC/SKC size 14 top	.175"	0.20
76010044	SFIC/SKC size 15 top	.1875"	0.20
76010045	SFIC/SKC size 16 top	.200"	0.20
76010046	SFIC/SKC size 17 top	.2125"	0.20
76010047	SFIC/SKC size 18 top	.225"	0.20
76010048	SFIC/SKC size 19 top	.2375"	0.20
76010049	SFIC/SKC size 0 bottom pin	.110"	0.20
76010050	SFIC/SKC size 1 bottom pin	.1225"	0.20
76010051	SFIC/SKC size 2 bottom pin	.135"	0.20
76010052	SFIC/SKC size 3 bottom pin	.1475"	0.20
76010053	SFIC/SKC size 4 bottom pin	.160"	0.20
76010054	SFIC/SKC size 5 bottom pin	.1725"	0.20
76010055	SFIC/SKC size 6 bottom pin	.185"	0.20
76010056	SFIC/SKC size 7 bottom pin	.1975"	0.20
76010057	SFIC/SKC size 8 bottom pin	.210"	0.20
76010058	SFIC/SKC size 9 bottom pin	.2225"	0.20

Labeling and Cylinder Marking

Each product on a contract order is automatically labeled with door number, keying information, and hardware set information. This information is placed on a special secondary label. **There is no extra charge for this service.**

In addition to the secondary label, we mark our cylinders with our key symbol in a concealed location using a water-resistant marker. If the cylinder needs to be rekeyed, the marking can be rubbed off without damaging the cylinder.

Visible Cylinder Marking Locations

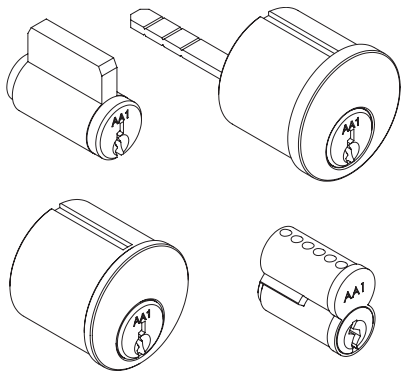

Concealed Cylinder Marking Locations

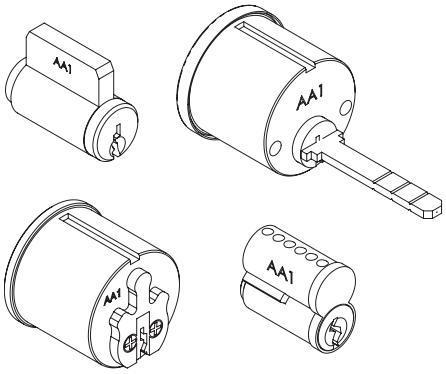

Exit Devices

Product Guide (1 of 2)

GRADE 1 EXIT DEVICES	Concealed Vertical Rod	Rim	Surface Vertical Rod	Mortise
Architectural Wide Stile 9000 Series Panic and Fire Rated	9100	9300	9400	9500
Architectural Narrow Stile 9000 Series Panic and Fire Rated	9600	9700	9800	—
Wide Stile 8000 Series Panic and Fire Rated	—	8300	8400	—

Architectural Mullions 1300 Series Panic/Fire Rated	Aluminum 1-5/8" × 2-5/8" 1310 Panic Rated	Steel 1-1/2" × 2-1/2" 1330 Panic Rated	Steel 2" × 3" 1300 Panic/Fire Rated	Steel 2" × 3" HC1300 Hurricane Rated	Steel 2" × 3" 1340 Key Removable Panic/Fire Rated

Exit Devices

	A156.3 Grade 1	EN11.25 Grade 1	5 Mil ext. cycle test	Latch bolt load rated	Hurri-cane rated	Plated finishes	Powder coat finishes	Fire rated	Panic rated	Escutcheon trim	Sectional trim	Plate and pull trim	Electric Latch retraction	Delayed egress	Touchbar protector
8300 Rim wide stile	Yes	No	No	No	Yes	No	Yes	Yes	Yes	Yes	Yes	Yes	Yes	No	No
8400 SVR wide stile	Yes	No	No	No	Yes	No	Yes	Yes	Yes	Yes	Yes	Yes	Yes	No	No
9300 Rim wide stile	Yes	No	Yes	Yes	Yes	Yes	Yes	Yes	Yes	Yes	Yes	Yes	Yes	Yes	Yes
9100 CVR wide stile	Yes	No	Yes	No	No	Yes	Yes	Yes	Yes	Yes	Yes	Yes	Yes	Yes	Yes
9400 SVR wide stile	Yes	No	Yes	No	Yes	Yes	Yes	Yes	Yes	Yes	Yes	Yes	Yes	No	Yes
9500 Mor-tise wide stile	Yes	No	Yes	No	Yes	Yes	Yes	Yes	Yes	Yes	No	Yes	No	Yes	Yes
9700 Rim narrow stile	Yes	Yes	Yes	Yes	No	Yes	Yes	Yes	Yes	Yes	Yes	Yes	Yes	Yes	Yes
9600 CVR narrow stile	Yes	Yes	Yes	No	No	Yes	Yes	Yes	Yes	Yes	Yes	Yes	Yes	Yes	Yes
9800 SVR narrow stile	Yes	Yes	Yes	No	No	Yes	Yes	Yes	Yes	Yes	Yes	Yes	Yes	No	Yes

Barrier-free (BF) Model Availability

ANSI Exit Device Type	dormakaba Exit Device Model	Functions	Electric Options	Device Lengths	Ratings
Type 1 – Rim	**8300BF**	01, 02, 03, 05, 08, 23		36" & 48"	Panic & Fire
	9300BF		BA, B4		
Type 3 – Mortise	**9500 BF**				
Type 4 – Narrow Rim	**9700BF**				

Handing

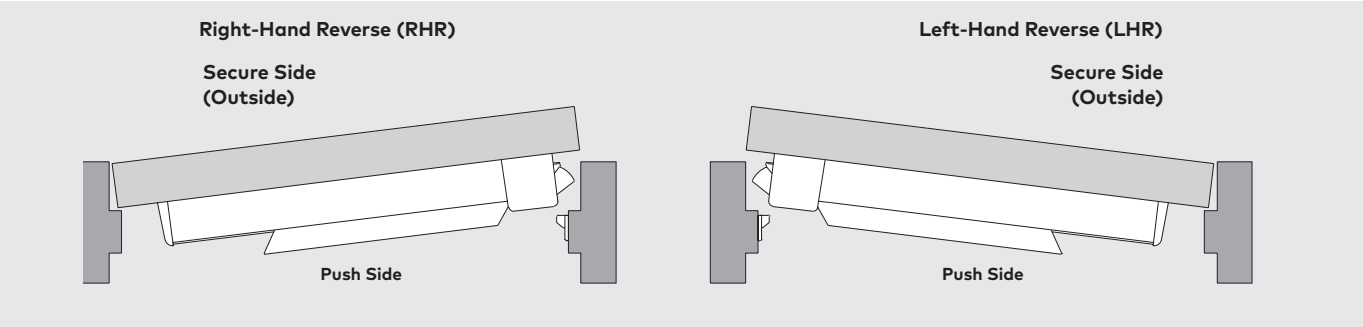

9000 Series Exit Devices

How to Order

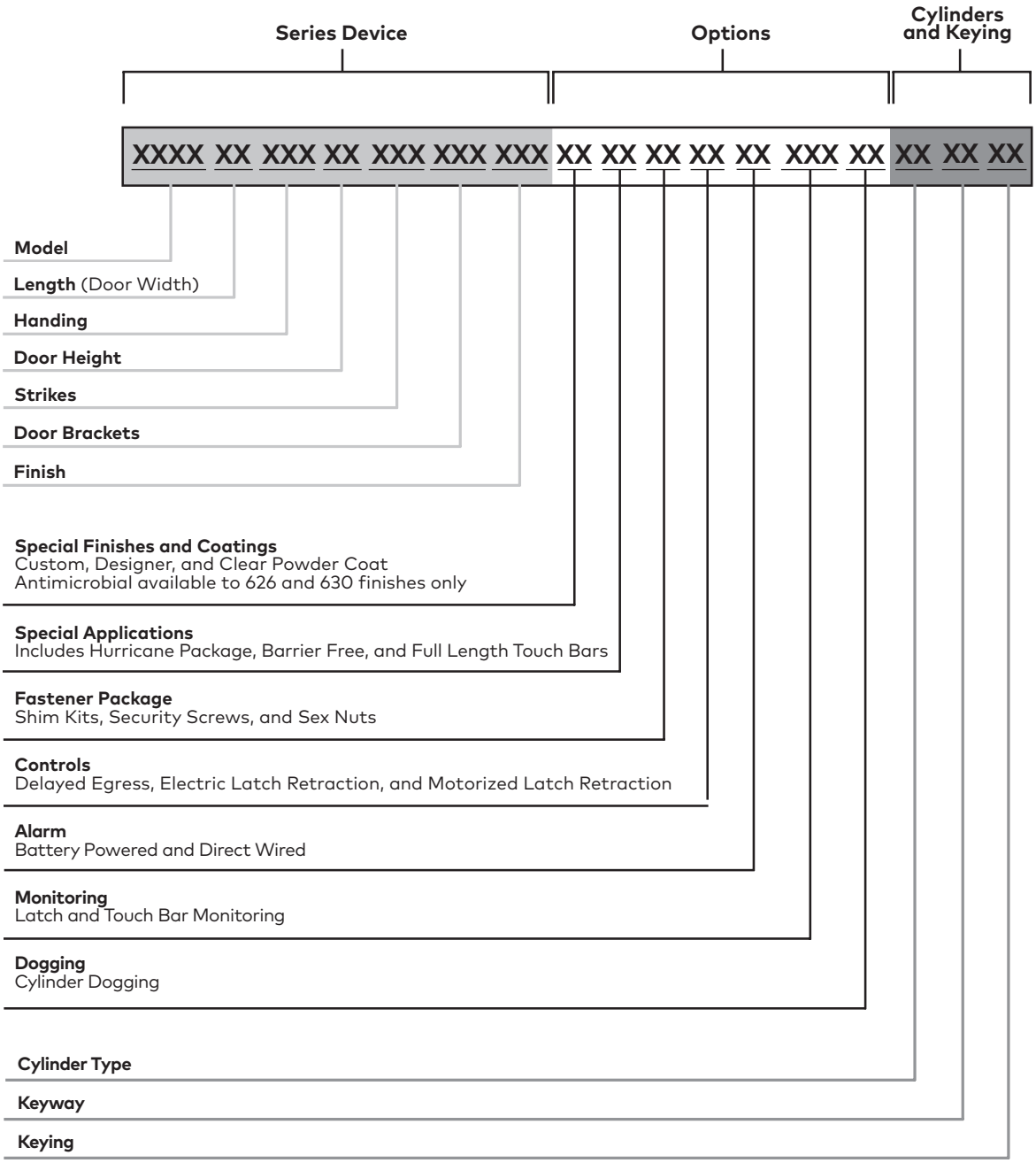

9100 Series

Wide Stile Concealed Vertical Rod Exit Device

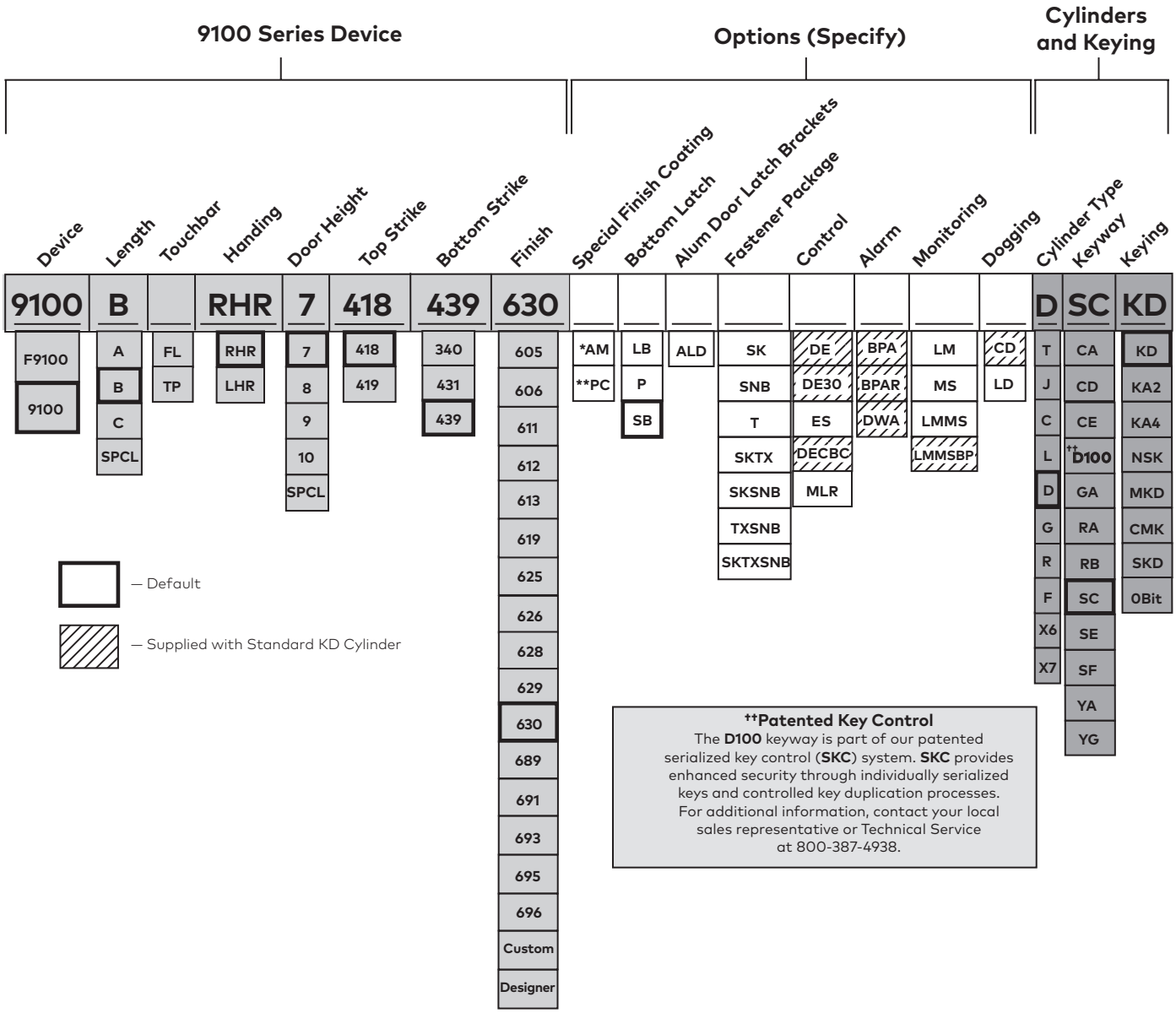

9000 Series — Wide Stile Applications

	All Device Options (except BA, DA, or DE)		BA or DA Device Options	DE Device Option
Device Length	**Maximum Door Width[1]**	**Minimum Door Width[2]**	**Minimum Door Width[2]**	**Minimum Door Width[2]**
A	48" (1220 mm)	34" (864 mm)	39" (991 mm)	41" (1042 mm)
B	36" (915 mm)	28" (712 mm)	33" (839 mm)	35" (889 mm)
C	30" (762 mm)	25" (635 mm)	30" (762 mm)	N/A

1. As delivered from factory, device will fit doors of this width. For other widths, consult Technical Services.
2. Touch bar and rail assembly can be shortened at time of installation to fit doors down to this width.

*Antimicrobial available to 626 and 630 finishes only
**PC - Clear Powder Coat available over 630 - Stainless Steel

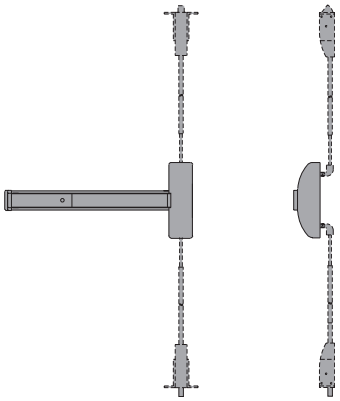

			Available Finishes $			
			689, 691, 693, 695, 696	630	606, 612, 613, 619	605, 611, 625, 626, 629**
Function	**Description**	**Device, Exit Only**				
01	Panic	9100 Concealed vertical rod	2,829.00	3,338.00	3,371.00	3,586.00
01	Fire	F9100 Concealed vertical rod	3,141.00	3,638.00	3,673.00	3,879.00

Typical Options

Item	Description				List Add $
ALD	Wide Stile aluminum door bracket (9100 Series)				N/C
CD	Cylinder dogging (Includes cylinder)				139.00
LD	Less dogging (Standard with fire rated device)				N/C
AM*	Antimicrobial coating				123.00
SNB	Sex nuts (Included with F and HC Options)				28.00
T	Security screws				54.00
FL	Full length touchbar (Not Available DE)				N/C
TP	Touchbar Protector				33.00
LB	Less bottom rod				N/C
P	Pullman bottom latch				85.00
SB	Slide bolt (Default)				N/C
Up to 8'	7' to 8' Adjustable				N/C
Up to 10'	Door Heights over 8' to 10'	—	168.00	—	—

*Antimicrobial available to 626 and 630 finishes only
** For 629 finish, please allow 4 week lead time.

NOTES:
- Prices shown apply to A, B, or C length devices.
- Specify door width and handing. If not specified, Size B, RHR is the standard default.
- List price includes default strikes. For optional strikes, specify strike number and adjust list price accordingly.
- List price for the device does not include trim.
- Devices include wood and machine screws standard.
- Fire and hurricane rated devices include SNB sex nuts standard.
- For options requiring a cylinder, the option list price includes the default cylinder.
- Device includes precut and drilled rods for 7' to 8' doors.
  For 9' doors, device includes precut and drilled rods for a 7' door and a 2' rod extension for the top rod. Specify 9' on order. For 10' doors, device includes precut and drilled rods for an 8' door and a 2' rod extension for the top rod. Specify 10' on order.
  See Device Options for pricing information.
- For special lengths and/or door heights over 10', consult Technical Service.
- All standard devices and trim are designed for 1-3/4"–2-1/4" thick doors. For door thickness greater than 2-1/4", consult Technical Service.
- **ALD** for Wide and Narrow Stile aluminum.
- For the touchbar protector kit - TPK pricing please refer to the Architectural hardware service parts price book

9300 Series

Wide Stile Rim Exit Device



††Patented Key Control
The **D100** keyway is part of our patented serialized key control (**SKC**) system. **SKC** provides enhanced security through individually serialized keys and controlled key duplication processes. For additional information, contact your local sales representative or Technical Service at 800-387-4938.

† Barrier Free option availability:

Exit Device	Functions	Electric Options	Device Lengths	Ratings
9300BF	01, 02, 03, 05, 08, 23	ES, BA, B4, LM, MS, LM/MS, LM/MS/BP	36" & 48"	Panic & Fire

9000 Series — Wide Stile Applications

	All Device Options (except BA, DA, or DE)		BA or DA Device Options	DE Device Option
Device Length	**Maximum Door Width[1]**	**Minimum Door Width[2]**	**Minimum Door Width[2]**	**Minimum Door Width[2]**
A	48" (1220 mm)	34" (864 mm)	39" (991 mm)	41" (1042 mm)
B	36" (915 mm)	28" (712 mm)	33" (839 mm)	35" (889 mm)
C	30" (762 mm)	25" (635 mm)	30" (762 mm)	N/A

1. As delivered from factory, device will fit doors of this width. For other widths, consult Technical Services.
2. Touch bar and rail assembly can be shortened at time of installation to fit doors down to this width.

*Antimicrobial available to 626 and 630 finishes only
**PC - Clear Powder Coat available over 630 - Stainless Steel

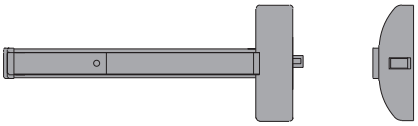

			Available Finishes $			
			689, 691, 693, 695, 696	630	606, 612, 613, 619	605, 611, 625, 626, 629**
Function	**Description**	**Device, Exit Only**				
01	Panic	9300 Rim	1,383.00	2,144.00	2,165.00	2,331.00
01	Fire	F9300 Rim	1,657.00	2,408.00	2,433.00	2,587.00

Typical Options

Item	Description	List Add $
CD	Cylinder dogging (Includes cylinder)	139.00
LD	Less dogging (Standard with fire rated device)	N/C
AM*	Antimicrobial coating	123.00
SNB	Sex nuts (Included with F and HC Options)	28.00
T	Security screws	54.00
HC	Hurricane (Includes SNB)	256.00
BF	Barrier free exit device, meets California Building Code (Section 11B-309.4) requirements for maximum 5 lb operating force.	75.00
FL	Full length touchbar (Not Available DE)	N/C
TP	Touchbar Protector	33.00

*Antimicrobial available to 626 and 630 finishes only
** For 629 finish, please allow 4 week lead time.

NOTES:
- Prices shown apply to A, B, or C length devices.
- Specify door width. If not specified, Size B is the standard default.
- List price includes default strikes. For optional strikes, specify strike number and adjust list price accordingly.
- List price for the device does not include trim.
- Devices include wood and machine screws standard.
- Fire and hurricane rated devices include 463 rim strike and SNB sex nuts standard.
- For options requiring a cylinder, the option list price includes the default cylinder.
- For special lengths, consult Technical Service.
- All standard devices and trim are designed for 1-3/4"–2-1/4" thick doors. For door thickness greater than 2-1/4", consult Technical Service.
- For the touchbar protector kit - TPK pricing please refer to the Architectural hardware service parts price book

9400 Series

Wide Stile Surface Vertical Rod Exit Device

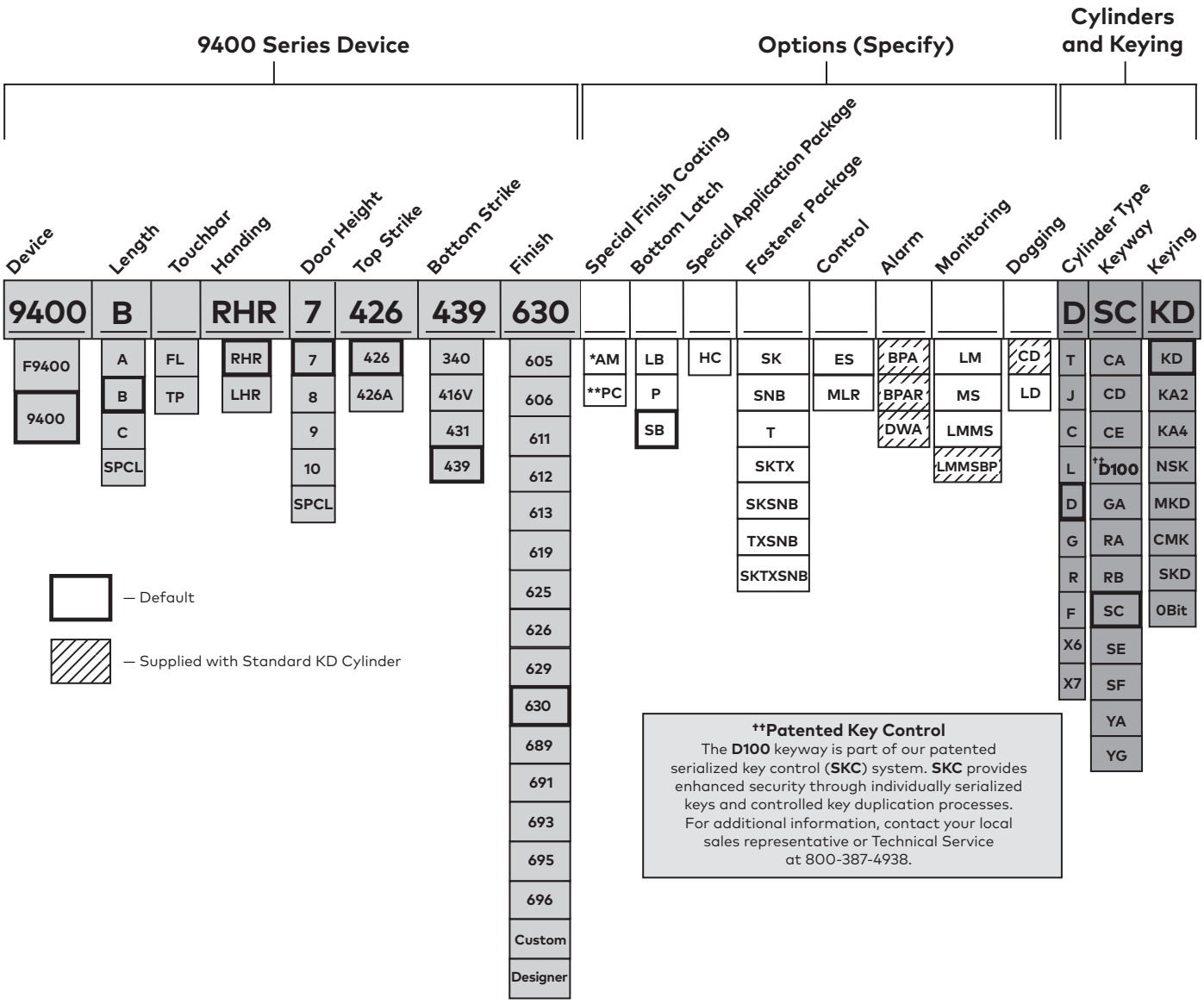

††Patented Key Control
The **D100** keyway is part of our patented serialized key control (**SKC**) system. **SKC** provides enhanced security through individually serialized keys and controlled key duplication processes. For additional information, contact your local sales representative or Technical Service at 800-387-4938.

9000 Series — Wide Stile Applications

	All Device Options (except BA or DA)		BA or DA Device Options
Device Length	**Maximum Door Width[1]**	**Minimum Door Width[2]**	**Minimum Door Width[2]**
A	48" (1220 mm)	34" (864 mm)	39" (991 mm)
B	36" (915 mm)	28" (712 mm)	33" (839 mm)
C	30" (762 mm)	25" (635 mm)	30" (762 mm)

1. As delivered from factory, device will fit doors of this width. For other widths, consult Technical Services.
2. Touch bar and rail assembly can be shortened at time of installation to fit doors down to this width.

*Antimicrobial available to 626 and 630 finishes only
**PC - Clear Powder Coat available over 630 - Stainless Steel

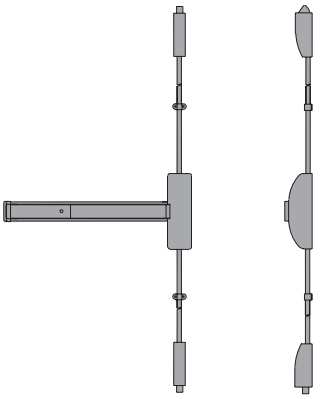

			Available Finishes $			
			689, 691, 693, 695, 696	630	606, 612, 613, 619	605, 611, 625, 626, 629**
Function	**Description**	**Device, Exit Only**				
01	Panic	9400 Surface vertical rod	2,764.00	3,124.00	3,154.00	3,403.00
01	Fire	F9400 Surface vertical rod	3,078.00	3,427.00	3,460.00	3,694.00

Typical Options

Item	Description				List Add $
CD	Cylinder dogging (Includes Cylinder)				139.00
LD	Less dogging (Standard with fire rated device)				N/C
AM*	Antimicrobial coating				123.00
SNB	Sex nuts (included with F and HC options)				28.00
T	Security screws				54.00
HC	Hurricane (Includes SNB)				256.00
FL	Full length touchbar (Not Available DE)				N/C
TP	Touchbar Protector				33.00
LB	Less bottom rod				N/C
P	Pullman bottom latch				85.00
SB	Slide bolt (Default)				N/C
Up to 8'	7' Default				N/C
Up to 10'	Door Heights over 8' to 10'	86.00	168.00	168.00	168.00

*Antimicrobial available to 626 and 630 finishes only
** For 629 finish, please allow 4 week lead time.

NOTES:
- Prices shown apply to A, B, or C length devices.
- Specify door width and handing. If not specified, Size B, RHR is the standard default.
- List price includes default strikes. For optional strikes, specify strike number and adjust list price accordingly.
- List price for the device does not include trim.
- Devices include wood and machine screws standard.
- Fire and hurricane rated devices include SNB sex nuts standard.
- For options requiring a cylinder, the option list price includes the default cylinder.
- Device includes precut and drilled rods for 7' or 8' doors as specified on order.
  For 9' doors, device includes precut and drilled rods for a 7' door and a 2' rod extension for the top rod.
  For 10' doors, device includes precut and drilled rods for an 8' door and a 2' rod extension for the top rod.
  See Device Options for pricing information.
- For special lengths and/or door heights over 10', consult Technical Service.
- All standard devices and trim are designed for 1-3/4"–2-1/4" thick doors. For door thickness greater than 2-1/4", consult Technical Service.
- For the touchbar protector kit - TPK pricing please refer to the Architectural hardware service parts price book

9500 Series

Wide Stile Mortise Exit Device

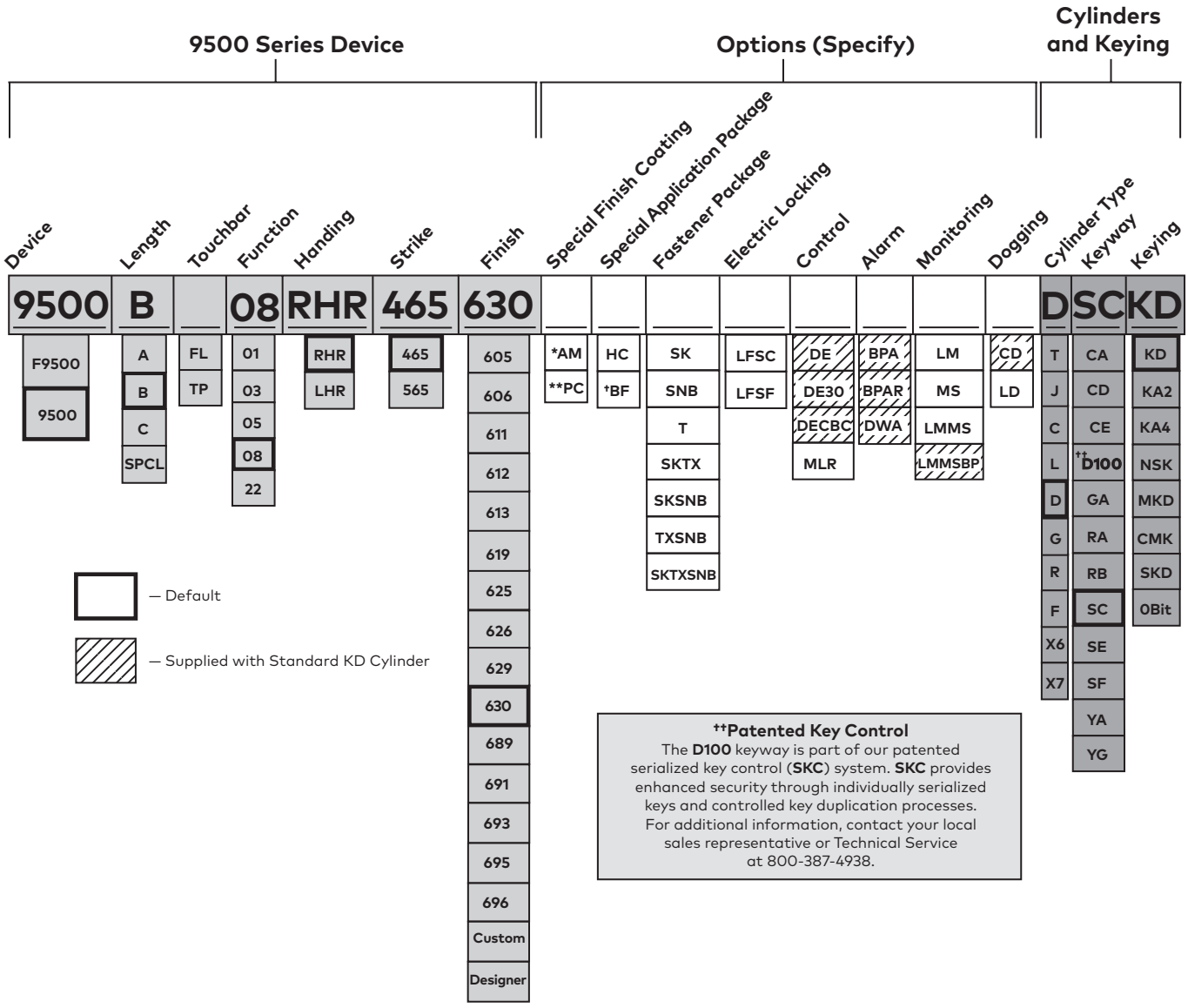

††Patented Key Control
The **D100** keyway is part of our patented serialized key control (**SKC**) system. **SKC** provides enhanced security through individually serialized keys and controlled key duplication processes. For additional information, contact your local sales representative or Technical Service at 800-387-4938.

† Barrier Free option availability:

Exit Device	Functions	Electric Options	Device Lengths	Ratings
9500BF	01, 02, 03, 05, 08, 23	ES, BA, B4, LM, MS, LM/MS, LM/MS/BP	36" & 48"	Panic & Fire

9000 Series — Wide Stile Applications

	All Device Options (except BA, DA, or DE)		BA or DA Device Options	DE Device Option
Device Length	**Maximum Door Width[1]**	**Minimum Door Width[2]**	**Minimum Door Width[2]**	**Minimum Door Width[2]**
A	48" (1220 mm)	34" (864 mm)	39" (991 mm)	41" (1042 mm)
B	36" (915 mm)	28" (712 mm)	33" (839 mm)	35" (889 mm)
C	30" (762 mm)	25" (635 mm)	30" (762 mm)	N/A

1. As delivered from factory, device will fit doors of this width. For other widths, consult Technical Services.
2. Touch bar and rail assembly can be shortened at time of installation to fit doors down to this width.

*Antimicrobial available to 626 and 630 finishes only
**PC - Clear Powder Coat available over 630 - Stainless Steel

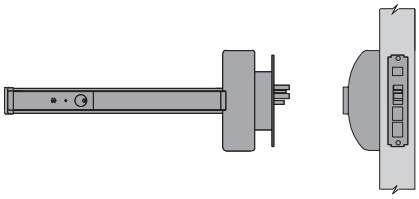

			Available Finishes $			
			689, 691, 693, 695, 696	630	606, 612, 613, 619	605, 611, 625, 626, 629**
Function	**Description**	**Device, Exit Only**				
01	Panic	9500 Mortise	2,471.00	3,002.00	3,032.00	3,170.00
01	Fire	F9500 Mortise	2,744.00	3,266.00	3,299.00	3,426.00

Typical Options

Item	Description	List Add $
CD	Cylinder dogging (Includes Cylinder)	139.00
LD	Less dogging (Standard with fire rated device)	N/C
AM*	Antimicrobial coating	123.00
SNB	Sex nuts (Included with F and HC options)	28.00
T	Security screws	54.00
HC	Hurricane (Includes SNB)	256.00
FL	Full length touchbar (Not Available DE)	N/C
TP	Touchbar Protector	33.00
BF	Barrier free exit device, meets California Building Code (Section 11B-309.4) requirements for maximum 5 lb operating force.	75.00
LFSF	Fail safe, electric locking of mortise lock (requires DKPS-2A power supply and ES105 power transfer)	1,489.00
LFSC	Fail secure, electric unlocking of mortise lock (requires DKPS-2A power supply and ES105 power transfer)	1,489.00

*Antimicrobial available to 626 and 630 finishes only
** For 629 finish, please allow 4 week lead time.

NOTES:
- Prices shown apply to A, B, or C length devices.
- Specify door width and handing. If not specified, Size B, RHR is the standard default.
- List price includes default strikes. For optional strikes, specify strike number and adjust list price accordingly.
- List price for the device does not include trim.
- Devices include wood and machine screws standard.
- Fire and hurricane rated devices include SNB sex nuts standard.
- For options requiring a cylinder, the option list price includes the default cylinder.
- For special lengths, consult Technical Service.
- All standard devices and trim are designed for 1-3/4"–2-1/4" thick doors. For door thickness greater than 2-1/4", consult Technical Service.
- For the touchbar protector kit - TPK pricing please refer to the Architectural hardware service parts price book

Wide Stile Dummy Bars

		Available Finishes $			
		689, 691, 693, 695, 696	630	606, 612, 613, 619	605, 611, 625, 626, 629**
Item	**Description**				
Dummy Touchbars					
9030	Rigid dummy touchbar	883.00	1,272.00	1,316.00	1,316.00
9030MS	Dummy touchbar w/ microswitch	1,306.00	1,626.00	1,645.00	1,645.00
9035	Rigid touchbar	883.00	1,272.00	1,316.00	1,316.00
9036	Moveable touchbar	883.00	1,272.00	1,316.00	1,316.00
9036MS	Moveable touchbar w/ microswitch	1,306.00	1,626.00	1,645.00	1,645.00

**** For 629 finish, please allow 4 week lead time.**

NOTE: Dummy touchbars available in all rail sizes: A, B or C

Wide Stile Options

Option Code	Description	List Add $
Strikes		
9100, 9400 Concealed and Surface Vertical Rods		
340	Flat slide bolt bottom strike (9100 and 9400 Series)	N/C
416V	Surface bottom strike for pullman latch (9400)	N/C
418	Standard top strike (9100 Series)	N/C
419	Wood frame top strike (9100 Series)	28.00
426	Standard top strike (9400 Series)	N/C
426A	Top strike w/angle (9400 Series)	44.00
431	Recessed bottom strike for pullman latch (9100 and 9400 Series)	44.00
439	Standard slide bolt bottom strike (9100 and 9400 Series)	N/C
9300 Rim Devices		
320	Overlap strike	44.00
430	Rim box strike	70.00
463	Standard rim strike (default/no charge for 9300/F9300)	N/A
486	Roller strike	28.00
9500 Mortise		
465	Standard mortise strike	N/C
565	Open back strike	44.00
Special Finishes and Coatings		
AM*	Antimicrobial protected coating	123.00
PC	Clear Powder Coat available over 630 – Stainless Steel	123.00
Custom Color	Custom painted finish selected from RAL color pallet book. For details, see **Finishes Cross Reference**, page viii.	
	Per order, setup charge **(Net)**	195.00
	per exit device only, list add	108.00
	per trim only, list add	108.00
Designer Color	Designer painted color matched to supplied samples. Three (3) each 2" × 3" color chip samples required. For details, see **Finishes Cross Reference**, page viii.	
	per order, non-refundable development/setup charge **(Net)**	687.00
	per exit device only, list add	108.00
	per trim only, list add	108.00
Bottom Latches for 9100 Concealed Vertical Rods & 9400 Surface Vertical Rods		
LB	Less bottom rod	N/C
P	Pullman bottom latch	85.00
SB	Slide bolt (Default)	N/C
Door Height Designation		
9100 Concealed Vertical Rods		
7 or 8	Door heights from 7' to 8' adjustable	N/C
9 or 10	Door heights over 8', up to 10'	86.00
Over 10'	Contact Technical Service for assistance	
9400 Surface Vertical Rods		
7 or 8	Door heights from 7' to 8' (7' Default)	N/C
9 or 10	Door heights over 8', up to 10'	
	For 689, 691, 693, 695, 696 finishes	86.00
	For 605, 606, 611, 612, 613, 619, 625, 626, 630 finishes	168.00

*Antimicrobial available to 626 and 630 finishes only

Wide Stile Options (continued)

Option Code	Description	List Add $
Over 10'	Consult Technical Service	
Special Application Packages		
HC	Hurricane (9300, 9400, and 9500 Series only) Includes SNB	256.00
BF	Barrier free, meets CBC (Section 11B-309.4) requirements for max. 5 lb operating force (9300, 9500)	75.00
FL	Full length touchbar (Not Available DE)	N/C
Fastener Package		
SK	Shim kit	138.00
SNB	Sex nuts	28.00
T	Security screws	54.00
SKTX	Shim kit and security screws	213.00
SKSNB	Shim kit and sex nuts	160.00
TXSNB	Security screws and sex nuts	107.00
SKTXSNB	Shim kit, security screws, and sex nuts	239.00
Electronic Controls		
DE*	Delayed egress (requires ES100 power supply and ES105 power transfer)	2,513.00
DE30*	Delayed egress, 30 second (requires special approval from authority having jurisdiction)	3,108.00
DECBC*	Delayed egress, CBC compliant	3,108.00
MLR	Motorized Latch Retraction/dogging (Recommended RPSMLR Power Supplies, can power up to 2 MLR panic exit devices; RPSMLR2 – Small enclosure, no battery storage; RPSMLR2BB – Large enclosure for battery storage (Batteries not included); See current BEST Precision Price Book pg 25)	1,410.00
ES	Electric latch retraction (requires PS501 power supply and ES105 power transfer)	1,330.00

Alarm		
BA*	Battery powered alarm	922.00
B4*	Battery powered alarm, 4 minute reset	984.00
DA*	Direct wired alarm	922.00
Monitoring		
LM	Latch bolt monitoring	366.00
MS	Monitor switch in touchbar	366.00
LMMS	Latch bolt and touchbar monitor	725.00
LMMSBP*	Latch bolt and touchbar monitor with bypass	725.00
Dogging		
CD*	Cylinder dogging (panic devices only)	139.00
LD	Less dogging (panic devices only)	N/C
Power Supplies, Power Transfers, Power Modules		
AD100	Export power supply for up to 2 ES or LFSF/LFSC or 1 DE device 220 V.	1,107.00
ES101	Delay module	207.00
ES103	Relay module	131.00
ES100	Power supply for DE devices and LFSC/LFSF trims. Powers 1 DE device or 2 trims.	942.00
ES105	Power transfer (recommended for ES, DE & MLR options)	317.00
PS501	Power supply for ES9000 devices. Powers up to 2 devices	1,107.00
PS501220	Export power supply, 220 VAC. Powers up to 2 ES9000 devices	1,107.00
ES2	Power supply card for PS501. Powers an additional 2 devices	603.00
DKPS-2A	Power supply for 9500 LFSC/LFSF. Powers 1 device	841.00
DKPS-2A	Power supply for 9500 LFSC/LFSF powers 2 devices	841.00
RPSMLR	Recommended RPSMLR Power Supplies, can power up to 2 MLR panic exit devices; RPSMLR2 – Small enclosure, no battery storage; RPSMLR2BB – Large enclosure for battery storage (Batteries not included)	841.00
PS406BB	Power supply with battery back-up for solenoid electric latch retraction option	1,579.00

* List price includes default cylinder.

9000 Series Exit Trim

How to Order

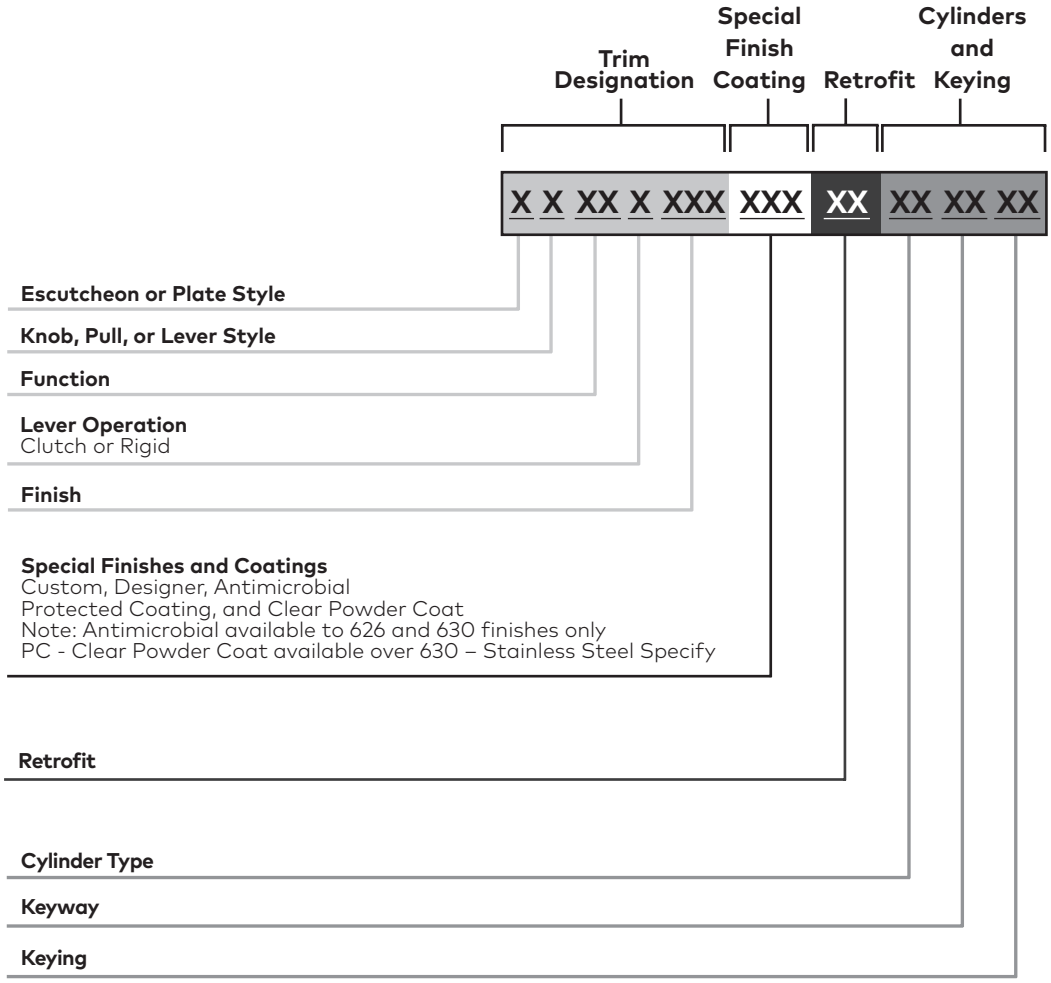

Lever and Knob Styles

A

C

D **Handed**

Right Hand Reverse Bevel
Exit Device Lever Shown

F **Handed**

Left Hand Reverse Bevel
Exit Device Lever Shown

G

K

N

R

T

V **Handed**

Left Hand Reverse Bevel
Exit Device Lever Shown

L109

L110

L112

L114 **Handed**

Left Hand Reverse Bevel
Exit Device Lever Shown

L117

L118

ANSI Function	Description	Y Series Raised Escutcheon 2-3/4" W × 8-1/2" H × 15/16" D	Sectional Trim 3-3/8" Diameter Rose	Plate 2" W × 16" H	Plate 3" W × 16"H	Pulls	Cylinder Only Pull by Others
DT	Dummy trim						
02	Entrance by trim when touchbar is dogged						
03	Entrance by trim when latch bolt is retracted by key. Key removable only when trim is locked.	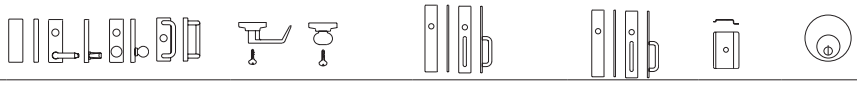					
05	Entrance by thumbpiece. Key locks or unlocks thumbpiece.						
06	Entrance by thumbpiece only when released by key. Key removable only when locked.						
08	Entrance by lever or knob. Key locks or unlocks lever or knob.	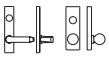	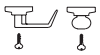				
08C w/ clutch (Handed)	Entrance by lever with clutch option. Key locks or unlocks lever.						
0808 Double Cylinder	Entrance by knob or lever. Outside or inside key locks or unlocks knob or lever. (9300 only)	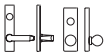					
09	Entrance by lever or knob only when unlocked by key. Key removable only when locked.	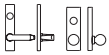					
09C w/ clutch (Handed)	Entrance by lever with clutch option trim unlocked by key. Key removable only when locked.						
11	Entrance by thumbturn and pull. Key locks or unlocks thumbturn.						
12	Entrance by thumbturn and pull only when released by key. Key removable only when locked.						
22	Entrance by thumbpiece (no cylinder). Thumbpiece always active.						
23	Entrance by lever or knob (no cylinder). Lever or knob always active.						
25	Entrance by thumbturn and pull (no cylinder). Thumbturn always active.						

9000 Series Wide Stile Y Escutcheon Trim

Y Series Trim (Specify) | **Door Thickness** | **Special Finish Coating** | **Retrofit** | **Cylinders and Keying**

Escutcheon	Knob, Pull, or Lever	Function	Handing	Electric Locking[2]	Finish				Cylinder Type	Keyway	Keying
					630				D	SC	KD
Y	A	DT	RHR	LFSC	605	Ext3	*AM	R1[3]	T	CA	KD
	C	02R	LHR	LFSF	606	Ext4	**PC		J	CD	KA2
Handed —	D	03			611				C	CE	KA4
	K	03R			612				L	††D100	NSK
Handed —	F	03MR			613				D	GA	MKD
	G	08			619				G	RA	CMK
	R	08M			625				R	RB	SKD
	T	08C — Handed			626				F	SC	0Bit
	O	08MC — Handed			629[1]				X6	SE	
	P	0808 — Double Cylinder (Specific handing)			630				X7	SF	
	N	09			689					YA	
Handed —	V	09C — Handed			691					YG	
	L109	23			693						
	L110				695						
	L112				696						
Handed —	L114				Custom						
	L117				Designer						
	L118										

Suffix **M** required for 9500 mortise
Suffix **C** and **LHR/RHR** required for clutch
Suffix **R** required for rigid lever

— Default

††Patented Key Control
The **D100** keyway is part of our patented serialized key control (**SKC**) system. **SKC** provides enhanced security through individually serialized keys and controlled key duplication processes. For additional information, contact your local sales representative or Technical Service at 800-387-4938.

1. For 629 finish, please allow 4 week lead time.
2. LFSC/LFSF only on 09/09C Functions
3. R1 available for 9300 series devices only.

YK

YC

YP

*Antimicrobial available to 626 and 630 finishes only
**PC - Clear Powder Coat available over 630 - Stainless Steel

		Concealed Vertical Rod	Rim	Surface Vertical Rod	Mortise	Available Finishes $		
		9100 F9100	9300 F9300	9400 F9400	9500 F9500	689, 691, 693, 695, 696	630	605, 606, 611, 612, 613, 619, 625, 626, 629**
ANSI Function	**Description**							
DT	Dummy trim	YODT				204.00	293.00	337.00
02	Entrance by trim when touchbar is dogged.	YP02, YK02R, Yx02R				431.00	624.00	687.00
03	Entrance by trim when latch bolt is retracted by key. Key removable only when trim is locked.	YO03*			YO03M*	318.00	424.00	449.00
		YP03, YK03R, Yx03R			YP03M YK03R Yx3MR	566.00	733.00	799.00
08	Entrance by lever or knob. Key locks or unlocks lever or knob.	YK08, Yx08			YK08M Yx08M	743.00	857.00	987.00
08 w/clutch	Entrance by lever with clutch option. Key locks or unlocks lever. (Handed)	Yx08C			Yx08MC	1,053.00	1,219.00	1,285.00
0808 (9300)	Entrance by lever. Outside or inside key locks or unlocks lever.	—	Yx0808	—	—	1,300.00	1,473.00	1,528.00
09	Entrance by lever or knob only when unlocked by key. Key removable only when locked.	YK09, Yx09			—	743.00	857.00	987.00
09 w/clutch	Entrance by lever with clutch option trim unlocked by key. Key removable only when locked. (Handed)	Yx09C			—	1,053.00	1,219.00	1,285.00
11	Entrance by thumbturn. Key locks or unlocks thumbturn.	YP11			—	701.00	841.00	868.00
12	Entrance by thumbturn when unlocked by key. Key removable only when locked.	YP12			—	701.00	841.00	868.00
11	Entrance by thumbturn. Key locks or unlocks thumbturn.	Y011			—	612.00	787.00	811.00
12	Entrance by thumbturn when unlocked by key. Key removable only when locked.	Y012			—	612.00	787.00	811.00
23	Entrance by lever or knob (no cylinder). Lever or knob always active.	YK23, Yx23			YK23M Yx23M	492.00	718.00	733.00

* Requires Pull by Others
** **For 629 finish, please allow 4 week lead time.**

NOTES:
- Where x appears above, x = lever styles A, C, D, F, G, N, R, T, V, L109, L110, L112, L114, L117 or L118. (Handed Levers — D, F, V, L114)
- List price includes the default cylinder.

9000 Series Wide Stile Sectional Trim

Sectional Trim (Specify)			Special Finish Coating	Cylinders and Keying		
Knob or Lever	Function	Finish		Cylinder Type	Keyway	Keying
		626		D	SC	KD
9C	02	605	*AM	C	CA	KD
9G	03	606	**PC	D	CD	KA2
9K	08	611		J	CE	KA4
9R	23	612		L	††D100	NSK
		613		T	GA	MKD
		619			RA	CMK
		625			RB	SKD
		626			SC	0Bit
		630			SE	
		689			SF	
		691			YA	
		693			YG	
		695				
		696				
		Custom				
		Designer				

— Default

9R

9K

††Patented Key Control
The **D100** keyway is part of our patented serialized key control (**SKC**) system. **SKC** provides enhanced security through individually serialized keys and controlled key duplication processes. For additional information, contact your local sales representative or Technical Service at 800-387-4938.

*Antimicrobial available to 626 and 630 finishes only
**PC - Clear Powder Coat available over 630 - Stainless Steel

		Concealed Vertical Rod	Rim	Surface Vertical Rod	Mortise	Available Finishes $		
		9100 F9100	9300 F9300	9400 F9400	9500 F9500	689, 691, 693, 695, 696	630	605, 606, 611, 612, 613, 619, 625, 626
ANSI Function	**Description**							
02	Entrance by trim when touchbar is dogged.		9C02R 9G02R 9K02R 9R02R		—	475.00	—	535.00
03	Entrance by trim when latch bolt is retracted by key. Key removable only when trim is locked.		9C03 9G03 9K03 9R03		—	581.00	—	646.00
08	Entrance by lever or knob. Key locks or unlocks lever or knob.		9C08 9G08 9K08 9R08		—	581.00	—	646.00
23	Entrance by lever or knob (no cylinder). Lever or knob always active.		9C23 9G23 9K23 9R23		—	475.00	—	535.00

NOTE: List price includes the default cylinder.

9000 Series Wide Stile 3" Plate Trim

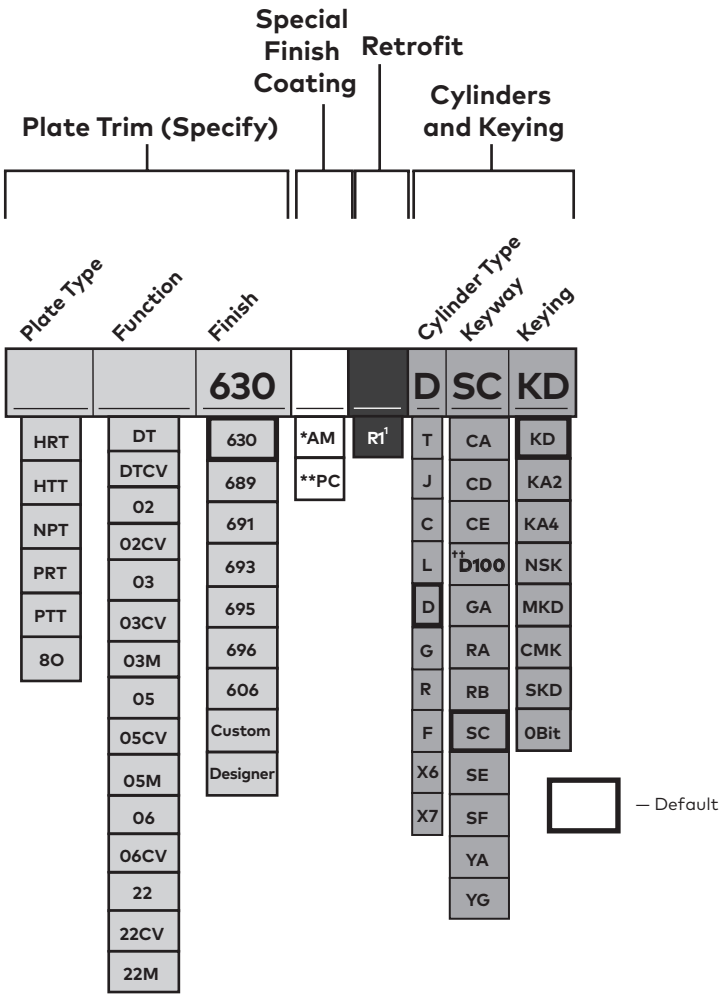

Suffix **CV** required for 9100 CVR
Suffix **M** required for 9500 mortise

††Patented Key Control
The **D100** keyway is part of our patented serialized key control (**SKC**) system. **SKC** provides enhanced security through individually serialized keys and controlled key duplication processes. For additional information, contact your local sales representative or Technical Service at 800-387-4938.

HTT

PRT

1. R1 available for 9300 series devices only.

*Antimicrobial available to 626 and 630 finishes only
**PC - Clear Powder Coat available over 630 - Stainless Steel

		Concealed Vertical Rod	Rim	Surface Vertical Rod	Mortise	Available Finishes $		
		9100 F9100	9300 F9300	9400 F9400	9500 F9500	689, 691, 693, 695, 696	630	605, 606, 611, 612, 613, 619, 625, 626
ANSI Function	**Description**							
DT	Dummy Trim	NPTDTCV	NPTDT			191.00	259.00	283.00
02	Entrance by trim when touchbar is dogged.	PRT02CV PTT02CV	PRT02 PTT02		PRT02M PTT02M	212.00	304.00	351.00
03	Entrance by trim when latch bolt is retracted by key. Key removable only when trim is locked.	NPT03CV* PRT03CV PTT03CV	NPT03* PRT03 PTT03		NPT03M* PRT03M PTT03M	329.00	443.00	467.00
05	Entrance by thumbpiece. Key locks or unlocks thumbpiece.	HRT05CV HTT05CV	HRT05 HTT05		HRT05M HTT05M	376.00	467.00	508.00
06	Entrance by thumbpiece only when released by key. Key removable only when locked.	HRT06CV HTT06CV	HRT06 HTT06		—	376.00	467.00	508.00
22	Entrance by thumbpiece (no cylinder). Thumb-piece always active.	HRT22CV HTT22CV	HRT22 HTT22		HRT22M HTT22M	376.00	371.00	421.00

* Requires Pull by Others

NOTE: List price includes the default cylinder.

9000 Series Wide Stile 2" Plate Trim

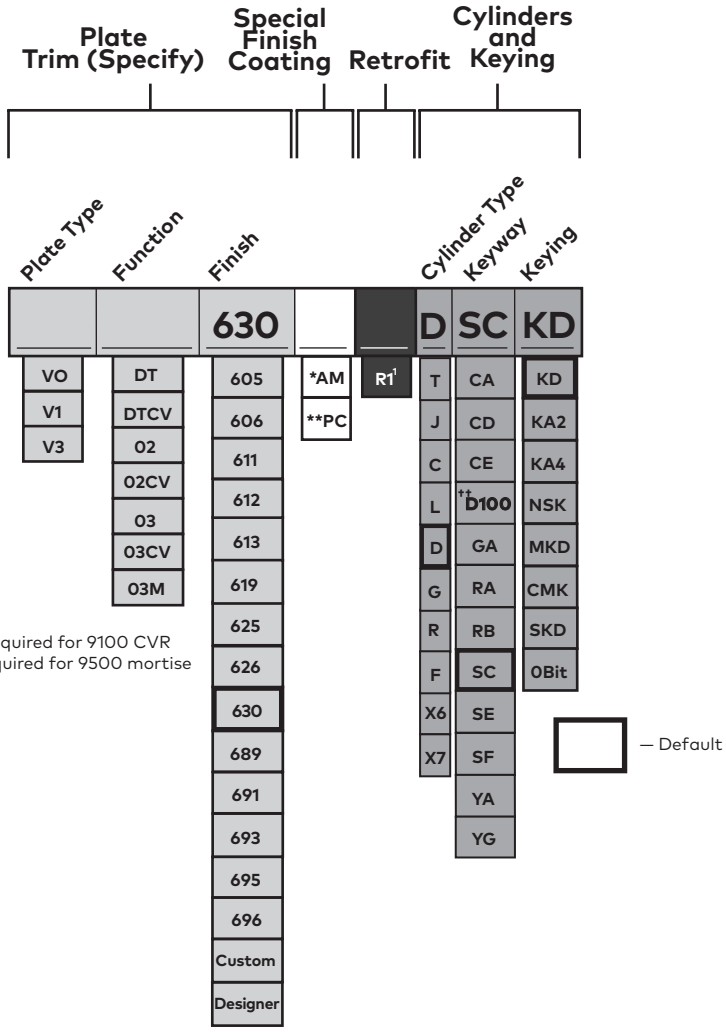

Suffix CV required for 9100 CVR
Suffix M required for 9500 mortise

††Patented Key Control
The **D100** keyway is part of our patented serialized key control (**SKC**) system. **SKC** provides enhanced security through individually serialized keys and controlled key duplication processes. For additional information, contact your local sales representative or Technical Service at 800-387-4938.

1. R1 available for 9300 series devices only.

*Antimicrobial available to 626 and 630 finishes only
**PC - Clear Powder Coat available over 630 - Stainless Steel

V3

V1

		Concealed Vertical Rod	Rim	Surface Vertical Rod	Mortise	Available Finishes $		
		9100 F9100	9300 F9300	9400 F9400	9500 F9500	689, 691, 693 695, 696	630	605, 606, 611, 612, 613, 619, 625, 626
ANSI Function	**Description**							
DT	Dummy Trim	VODTCV	VODT		—	191.00	211.00	283.00
02	Entrance by trim when touchbar is dogged.	V102CV V302CV	V102 V302		—	212.00	283.00	351.00
03	Entrance by trim when latch bolt is retracted by key. Key removable only when trim is locked.	VO03CV* V103CV V303CV	VO03* V103 V303		VO03M* V103M V303M	329.00	394.00	467.00

* Requires Pull by Others

NOTE: List price includes the default cylinder.

9000 Series Wide Stile Pull Trim

Pulls (Specify)				Special Finish Coating	Cylinders and Keying		
Pull Type	Function	Handing	Finish		Cylinder Type	Keyway	Keying
			630		D	SC	KD
OP	02	RHR	605	*AM	T	CA	KD
POF	03HDA	LHR	606	**PC	J	CD	KA2
VRF	02SPM		611		C	CE	KA4
9PBO[1]	03SPM		612		L	††D100	NSK
	03		613		D	GA	MKD
			619		G	RA	CMK
			625		R	RB	SKD
			626		F	SC	0Bit
			630		X6	SE	
			689		X7	SF	
			691			YA	
			693			YG	
			695				
			696				
			Custom				
			Designer				

— Default

††Patented Key Control
The **D100** keyway is part of our patented serialized key control (**SKC**) system. **SKC** provides enhanced security through individually serialized keys and controlled key duplication processes. For additional information, contact your local sales representative or Technical Service at 800-387-4938.

1. 9PBO not applicable on 9500 Device. 03 Function only. Not available in 693 finish.

*Antimicrobial available to 626 and 630 finishes only
**PC - Clear Powder Coat available over 630 - Stainless Steel

VRF

OP

POF

9PBO

		Concealed Vertical Rod	Rim	Surface Vertical Rod	Mortise	Available Finishes $		
ANSI Function	**Description**	**9100 F9100**	**9300 F9300**	**9400 F9400**	**9500 F9500**	**689, 691, 693, 695, 696**	**630**	**605, 606, 611, 612, 613, 619 625, 626**
02	Entrance by trim when touchbar is dogged.	OP02				191.00	236.00	277.00
		—	VRF02SPM	—	—	—	949.00	—
03	Entrance by trim when latch bolt is retracted by key. Key removable only when trim is locked.	—	POF03HDA	—	—	—	1,339.00	—
		9PBO03			—	213.00	212.00	212.00
		—	VRF03SPM	—	—	—	949.00	—

NOTES:
- List price includes the default cylinder.
- 9PBO03 trim not recommended for wood doors. For hollow metal and aluminum door applications. Not applicable on 9500 devices. Not available in 693 finish.

Trim Options

Option Code	Description	List Add $
Special Finishes and Coatings		
AM*	Antimicrobial protected coating	123.00
PC**	Clear Powder Coat available over 630 – Stainless Steel	123.00
Custom Color	Custom painted finish selected from RAL color pallet book. For details, see **Finishes Cross Reference,** page viii.	
	Per order, setup charge **(Net)**	195.00
	per exit device only, list add	108.00
	per trim only, list add	108.00
Designer Color	Designer painted color matched to supplied samples. Three (3) each 2" × 3" color chip samples required. For details, see **Finishes Cross Reference**, page viii.	
	per order, non-refundable development/setup charge **(Net)**	687.00
	per exit device only, list add	108.00
	per trim only, list add	108.00
Electric Locking Trim for 9100 Concealed Vertical Rods, 9300 Rim & 9400 Surface Vertical Rods		
LFSC	Fail secure (requires DORMA ES100 power supply)	852.00
LFSF	Fail safe (requires DORMA ES100 power supply)	852.00
Retrofit		
R1	Von Duprin® retrofit. For Y series and wide stile plate trims (9300 Series devices only)	N/C
Door Thickness (includes extended spindle and fasteners)		
Ext3	Door thickness from 2-1/4"–3-1/4" (57 mm to 83 mm)	128.00
Ext4	Door thickness from 3-1/4"–4-1/4" (83 mm to 108 mm)	128.00

*Antimicrobial available to 626 and 630 finishes only
**PC - Clear Powder Coat available over 630 - Stainless Steel

Cylinders

Rim Cylinders

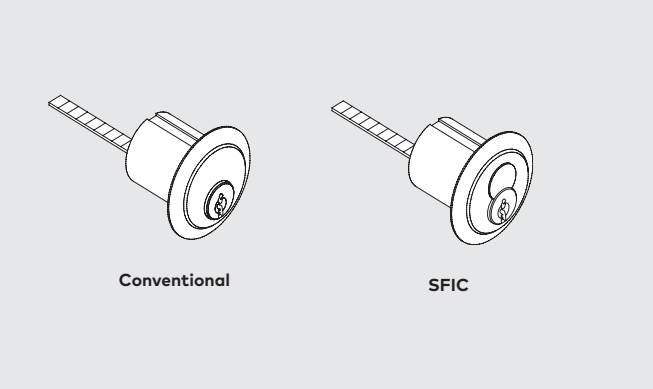

Mortise Cylinders

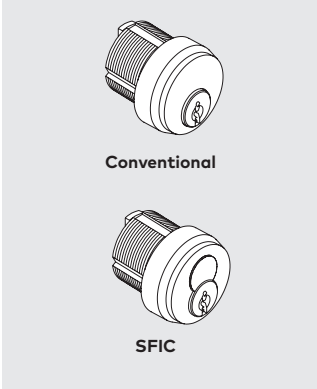

Key-in-Lever Cylinders

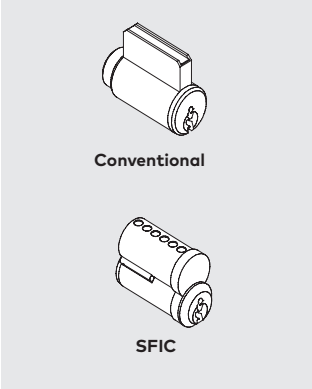

Wide Stile

Application	ANSI Function	Cylinder Type	Conventional (Default)	Cam	SFIC 7-Pin
Cylinders for 9100/F9100 Concealed Vertical Rod, 9300/F9300 Rim, and 9400/F9400 Surface Vertical Rod Wide Stile Devices					
Sectional Trim (Key-in-Lever)	03, 08	Key-in-lever	7013SC	NA	77BA
Wide Plate Trim	03	Rim	80R40SC	NA	87R40BA
Wide Plate Trim	05, 06	Mortise	90A10BA118	#10	97A10BA138
Narrow Plate Trim	03	Rim	80R40SC	NA	87R40BA
Y Escutcheon Trim	03	Rim	80R40SC	NA	87R40BA
Y Escutcheon Trim	08	Mortise	90X10SC118	#10	97D10BA138
Y Escutcheon Trim	09	Mortise	90X09SC118	#9	97D09BA138
Cylinders for 9500/F9500 Mortise Devices shipped prior to 11/2014					
Wide Plate Trim	03, 05	Mortise	90A10SC118	#10	97B10BA138
Wide Plate Trim	03	Mortise	90A10SC118	#10	97B10BA138
Y Escutcheon Trim	03, 08	Mortise	90X10SC158	#10	97D10BA134
Cylinders for 9500/F9500 Mortise Devices shipped 11/2014 or after					
Wide Plate Trim	03	Mortise	90A13SC118	#13	97B13BA138
Wide Plate Trim	05	Mortise	90A12SC118	#12	97B12BA138
Narrow Plate Trim	03	Mortise	90A13SC118	#13	97B13BA138
Y Escutcheon Trim	03	Mortise	90X13SC118	#13	97C13BA138
Y Escutcheon Trim	05, 08	Mortise	90X12SC118	#12	97C12BA138
Cylinders for Device Options					
CD, BA, B4, DE, DE30, DECBC, DA, LMMSBP	—	Mortise	90X10SC118	#10	97D10BA138

Cylinder Types, Keying Options and Keyways for Removable Mullions and Exit Devices

Cylinder	Option	Description	List Add/Deduct $
Conventional Cylinders (non-interchangeable core)			
D		Keying for exit device or removable mullions with conventional cylinder (default)	
	KD	**Keyed differently to a random combination; SC keyway with 2 keys (default)**	N/C
	KA2	Keyed alike in pairs to a random combination; SC keyway with 2 keys	N/C
	NSK	Keyed alike, sets of three or more; SC keyway with 2 keys	22.00
	1-Bit	Operated by a 1-bit key (sold separately); SC, SE keyway with 2 key blanks	N/C
	1-Bit	Operated by a 1-bit key (sold separately); D100 keyway — ⊘ **Keys sold separately**	N/C
	0-Bit	Operated by a key blank; CA, CD, CE, RA, RB, GA, SF, YA, YG keyways with 2 key blanks	22.00
	MKD	Master keyed; SC, SE, or D100 keyway — ⊘ **Keys sold separately**	28.00
	CMK	Construction master keyed single cylinder locks — ⊘ **Keys sold separately**	30.00
L		Keying for exit device or removable mullions less conventional cylinder	Deduct 30.00
Interchangeable Core Cylinders			
T		Keying for exit device or removable mullions with keyed temporary SFIC construction core Keying for exit trim with keyed temporary SFIC construction core (cores may be returned for a full refund) — ⊘ **Keys sold separately**	64.00
J		Keying for exit device or removable mullions with disposable plastic SFIC construction core	N/C
C		Keying for exit device or removable mullions with combinated SFIC core installed at factory[1] Keying for exit trim with combinated core installed at factory; BA (default), BB, BC, BD, BE, BF, BG, BH, BJ, BK, BL, BM, BQ, D100 keyway — ⊘ **Keys sold separately**	72.00
G		Schlage LFIC — Housing with keyed temporary Schlage LFIC construction core (Core may be returned for full refund) — ⊘ **Keys sold separately**	64.00
F		Schlage LFIC — Housing with combinated Schlage LFIC installed at the factory (SC keyway) — ⊘ **Keys sold separately**	72.00
Cylinder Housings Less Cores			
R		Housing prepared for Schlage LFIC	15.00
X7		Housing prepared for Sargent XC 7P and Arrow Choice 7P SFIC	15.00
X6		Housing prepared for Arrow Choice 6P SFIC	15.00

1. For uncombinated cores, **UNC**, cores must be ordered separately, see **Cylinders, Keys & Keying**. Exits/trim will be supplied w/ plastic construction core, Option J.
⊘ Denotes keys must be ordered separately.

Cut Keys Ordered Separately

Part #	Description	List $
45101	SFIC Cut key — Change key, master key, construction master key, or control key; BA, BB, BC, BD, BE, BF BG, BH, BJ, BK, BL, BM, BQ, SC, SE keyways	13.00
45401	SFIC Cut key — Change key, master key, or control key; D100 keyways — D100 etc.	18.00
45404	CONV/LFIC Cut key — 1 bit key for operating 1 bit cylinders — SC, SE keyways	10.00
45405	LFIC Cut key — 1 bit control key (to install/remove "0-bit" LFIC cores) — SC keyway	10.00
44101SC	CONV/LFIC Key blank — SC keyway	7.00
44104SC	LFIC Key blank — Control key (to install/remove LFIC Cores) — SC keyway	9.00

NOTES:
- Distribution of SKC keys (listed as D100) is restricted. See Cylinders, Keys & Keying section for SKC policies.
- For additional information, please refer to Cylinders, Keys, and Keying
- See Keys and Key Blanks section for complete list.

Mullions

Item	Description	List $
Aluminum Mullions × 628 (clear anodized), 1-5/8" × 2-5/8"		
1310-8	8'	1,434.00
1310-8 × 443	8', recessed strike	1,671.00
WS1310-8	8', weatherstrip	1,526.00
WS1310-8 × 443	8', weatherstrip and recessed strike	1,688.00
1310-10	10'	1,526.00
1310-10 × 443	10', recessed strike	1,832.00
WS1310-10	10', weatherstrip	1,671.00
WS1310-10 × 443	10', weatherstrip and recessed strike	1,935.00
Aluminum Mullions × 695 (painted), 1-5/8" × 2-5/8"		
1310-8	8'	1,741.00
1310-8 × 443	8', recessed strike	1,972.00
WS1310-8	8', weatherstrip	1,832.00
WS1310-8 × 443	8', weatherstrip and recessed strike	2,083.00
1310-10	10'	1,884.00
1310-10 × 443	10', recessed strike	2,134.00
WS1310-10	10', weatherstrip	2,009.00
WS1310-10 × 443	10', weatherstrip and recessed strike	2,027.00
Steel Mullions × 600 (primed for paint), 1-1/2" × 2-1/2"		
1330-8	8'	721.00
1330-10	10'	756.00
Steel Mullions × 600 (primed for paint), 2" × 3"		
1300-8	8'	934.00
F1300-8	8', fire-rated	1,204.00
F1300-10	10', fire-rated	1,605.00
1340KR-8	8', key removable (includes standard cylinder using 01 cam)	1,579.00
F1340KR-8	8', fire-rated mullion, key removable (includes standard cylinder using 01 cam)	1,850.00
F1340KR-10	10', fire-rated mullion, key removable (includes standard cylinder using 01 cam)	2,165.00
1300-10	10'	1,077.00
1340KR-EL	8', key removable, electrified mullion	1,832.00
1340KR-10	10', key removable (includes standard cylinder using 01 cam)	1,671.00
1340KR-EL-10	10', key removable, electrified mullion	1,921.00
HC1300-8	8', design pressure rated 80PSF for openings up to 8' × 8' with HC9300 device.	1,741.00
Mullion Storage Kit		
1340SK	Storage kit for 1340/F1340 Series key removable mullion.	470.00

Cylinders for 1340KR/F1340KR Mullions and 1340SK Storage Kit

Type	Standard	7-pin IC	Cam
Mortise	90X01SC118	97D01BA138	01 (AR)

9600 Series

Narrow Stile Concealed Vertical Rod Exit Device

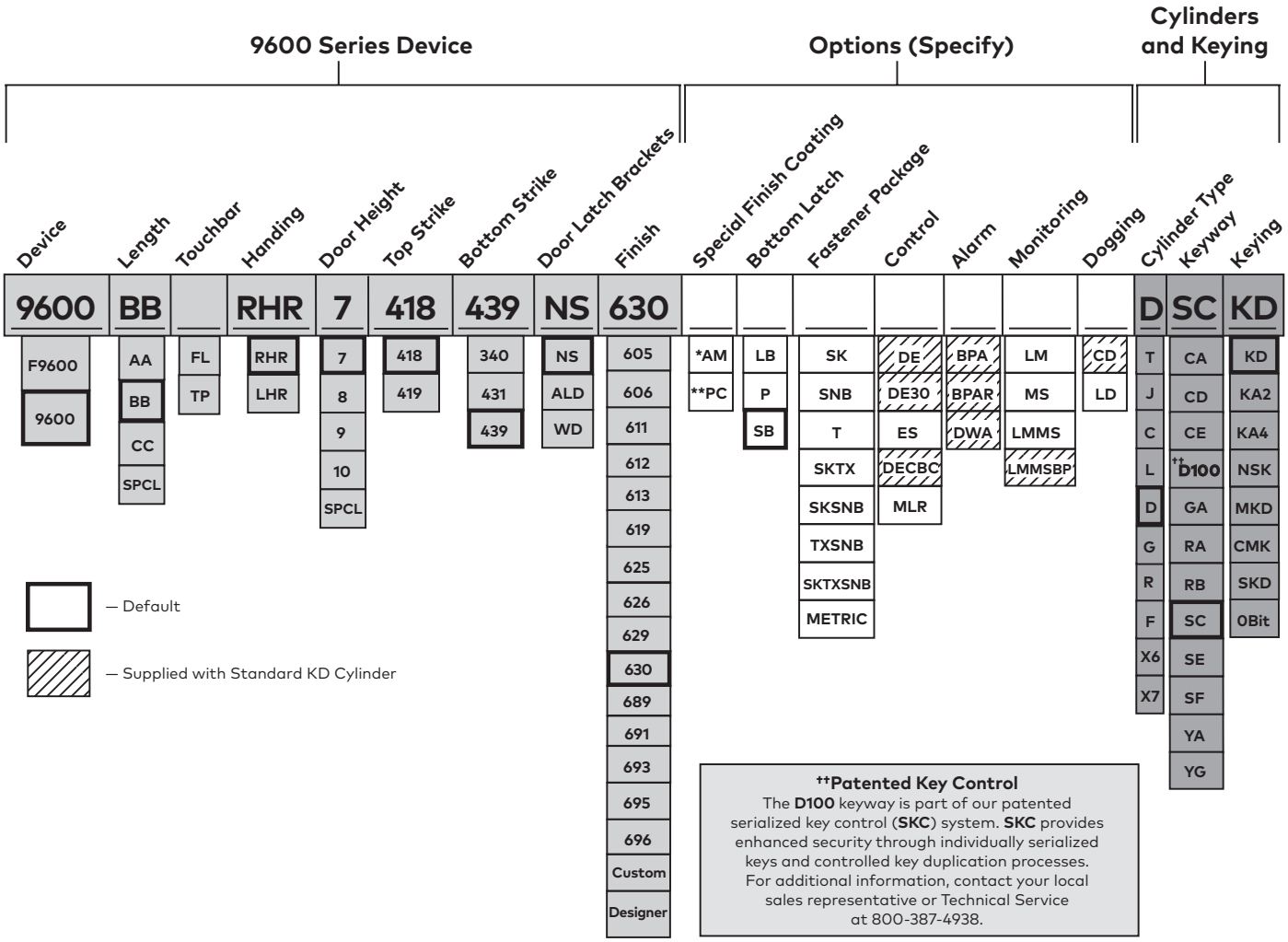

††Patented Key Control
The **D100** keyway is part of our patented serialized key control (**SKC**) system. **SKC** provides enhanced security through individually serialized keys and controlled key duplication processes. For additional information, contact your local sales representative or Technical Service at 800-387-4938.

9000 Series — Narrow Stile Applications: Standard Glass AL Doors

	All Device Options (except BA, DA, or DE)		BA or DA Device Options	DE Device Option
Device Length	**Maximum Door Width[1]**	**Minimum Door Width[2]**	**Minimum Door Width[2]**	**Minimum Door Width[2]**
AA	48" (1220 mm)	32-1/2" (826 mm)	37.5" (952.5 mm)	40" (1016 mm)
BB	36" (915 mm)	27" (686 mm)	31.5" (800.1 mm)	32" (812.8 mm)
CC	36" (915 mm)	23-1/2" (597 mm)	28.5" (723.9 mm)	N/A

9000 Series — Narrow Stile with Full Length Touchbar Applications

	All Device Options (except BA, DA, or DE)		BA or DA Device Options	DE Option
Device Length	**Maximum Door Width[1]**	**Minimum Door Width[2]**	**Minimum Door Width[2]**	**N/A on FL Touchbar**
AA	48" (1220 mm)	33" (839 mm)	34" (837 mm)	—
BB	36" (915 mm)	27" (686 mm)	28" (711 mm)	—
CC	36" (915 mm)	24" (610 mm)	25" (635 mm)	—

1. As delivered from factory, device will fit doors of this width. For other widths, consult Technical Services.
2. Touch bar and rail assembly can be shortened at time of installation to fit doors down to this width. Varies by installations.

*Antimicrobial available to 626 and 630 finishes only
**PC - Clear Powder Coat available over 630 - Stainless Steel

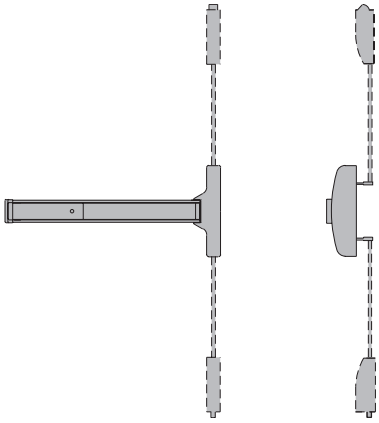

			Available Finishes $			
			689, 691, 693, 695, 696	630	606, 612, 613, 619	605, 611, 625, 626, 629**
Function	**Description**	**Device, Exit Only**				
01	Panic	9600 Concealed vertical rod	3,121.00	3,651.00	3,514.00	3,712.00
01	Fire	F9600 Concealed vertical rod	3,269.00	3,955.00	3,805.00	3,991.00

Typical Options

Item	Description				List Add $
ALD	Wide Stile aluminum door bracket (9600 Series)				N/C
NS	2-1/8" narrow stile aluminum door bracket (default, 9600 Series only)				N/C
WD	Narrow stile wood or hollow steel door bracket (9600 Series only)				N/C
CD	Cylinder dogging (includes cylinder)				139.00
LD	Less dogging (Standard with fire rated device)				N/C
AM*	Antimicrobial coating				123.00
SNB	Sex nuts (Included with F and HC options)				28.00
T	Security screws				54.00
FL	Full length touchbar (Not Available DE)				N/C
TP	Touchbar protector				33.00
LB	Less bottom rod				N/C
P	Pullman bottom latch				85.00
SB	Slide Bolt (Default)				N/C
Up to 8'	7' to 8' adjustable				N/C
Up to 10'	Door heights over 8' to 10'		168.00		

*Antimicrobial available to 626 and 630 finishes only
** For 629 finish, please allow 4 week lead time.

Notes:
- Prices shown apply to AA, BB, or CC length devices.
- Specify door width and handing. If not specified, Size BB, RHR is the standard default.
- List price includes default strikes. For optional strikes, specify strike number and adjust list price accordingly.
- List price for the device does not include trim.
- Devices include wood and machine screws standard.
- Specify door latch brackets: **NS** (default) for 2-1/8" narrow stile aluminum, **ALD** for Wide Stile aluminum, or **WD** for wood or hollow steel.
- Fire rated devices include SNB sex nuts standard.
- For options requiring a cylinder, the option list price includes the default cylinder.
- Device includes precut and drilled rods for 7' to 8' doors as specified on order
  For 9' doors, device includes precut and drilled rods for a 7' door and a 2' rod extension for the top rod. Specify 9' on order.
  For 10' doors, device includes precut and drilled rods for an 8' door and a 2' rod extension for the top rod. Specify 10' on order.
  See Device Options for pricing information.
- For special lengths and/or door heights over 10', consult Technical Service.
- All standard devices and trim are designed for 1-3/4"–2-1/4" thick doors. For door thickness greater than 2-1/4", consult Technical Service.
- FL (full length touchbar) and **METRIC** (metric installation fasteners) must be specified when ordered and included in the model number.
  Example: 9600 BB FL RHR 430 630 METRIC
- Full length touchbar not available with DE. CD option on FL devices supplied with U.S. mortise cylinder.
- ALD wide stile aluminum door bracket (9100 and 9600 Series) N/C
- NS 2-1/8" narrow stile aluminum door bracket (9600 Series only) N/C
- WD narrow stile wood or hollow steel door bracket (9600 Series only) N/C
- NOTE: For the Touchbar Protector Kit – TPK pricing, please refer to the Architectural Hardware Service Parts Price Book

9700 Series

Narrow Stile Rim Exit Device

9700 Series Device | **Options (Specify)** | **Cylinders and Keying**

Device	Length	Touch Bar	Strike	Finish	Special Finish Coating	Special Applications Package	Fastener Package	Control	Alarm	Monitoring	Dogging	Cylinder Type	Keyway	Keying
9700	BB		430	630								D	SC	KD
F9700	AA	FL	320	605	*AM	HC	SK	DE	BPA	LM	CD	T	CA	KD
9700	BB	TP	430	606	**PC	†BF	SNB	DE30	BPAR	MS	LD	J	CD	KA2
	CC		463	611			T	ES	DWA	LMMS		C	CE	KA4
	SPCL		486	612			SKTX	DECBC		LMMSBP		L	††D100	NSK
				613			SKSNB	MLR				D	GA	MKD
				619			TXSNB					G	RA	CMK
				625			SKTXSNB					R	RB	SKD
				626			METRIC					F	SC	0Bit
				629								X6	SE	
				630								X7	SF	
				689									YA	
				691									YG	
				693										
				695										
				696										
				Custom										
				Designer										

— Default

— Supplied with Standard KD Cylinder

††Patented Key Control
The **D100** keyway is part of our patented serialized key control (**SKC**) system. **SKC** provides enhanced security through individually serialized keys and controlled key duplication processes. For additional information, contact your local sales representative or Technical Service at 800-387-4938.

† Barrier Free option availability:

Exit Device	Functions	Electric Options	Device Lengths	Ratings
9700BF	01, 02, 03, 05, 08, 23	ES, BA, B4, LM, MS, LM/MS, LM/MS/BP	36" & 48"	Panic & Fire

9000 Series — Narrow Stile Applications: Standard Glass AL Doors

	All Device Options (except BA, DA, or DE)		BA or DA Device Options	DE Device Options
Device Length	**Maximum Door Width[1]**	**Minimum Door Width[2]**	**Minimum Door Width[2]**	**Minimum Door Width[2]**
AA	48" (1220 mm)	32-1/2" (826 mm)	37.5" (952.5 mm)	40" (1016 mm)
BB	36" (915 mm)	27" (686 mm)	31.5" (800.1 mm)	32" (812.88 mm)
CC	36" (915 mm)	23-1/2" (597 mm)	28.5" (723.9 mm)	N/A

9000 Series — Narrow Stile with Full Length Touchbar Applications

	All Device Options (except BA, DA, or DE)		BA or DA Device Options	DE Device Option
Device Length	**Maximum Door Width[1]**	**Minimum Door Width[2]**	**Minimum Door Width[2]**	**N/A on FL touchbar**
AA	48" (1220 mm)	33" (839 mm)	34" (837 mm)	—
BB	36" (915 mm)	27" (686 mm)	28" (711 mm)	—
CC	36" (915 mm)	24" (610 mm)	25" (635 mm)	—

1. As delivered from factory, device will fit doors of this width. For other widths, consult Technical Services.
2. Touch bar and rail assembly can be shortened at time of installation to fit doors down to this width.

*Antimicrobial available to 626 and 630 finishes only
**PC - Clear Powder Coat available over 630 - Stainless Steel

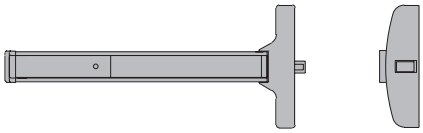

			Available Finishes $			
			689, 691, 693, 695, 696	630	606, 612, 613, 619	605, 611, 625, 626, 629**
Function	**Description**	**Device, Exit Only**				
01	Panic	9700 Rim	1,677.00	2,617.00	2,515.00	2,946.00
01	Fire	F9700 Rim	1,856.00	2,880.00	2,774.00	3,192.00

Typical Options

Item	Description	List Add $
CD	Cylinder dogging (Includes cylinder)	129.00
LD	Less dogging (Standard with fire rated device)	N/C
AM*	Antimicrobial coating	123.00
SNB	Sex nuts (Included with F and HC options)	28.00
T	Security screws	54.00
HC	Hurricane (Includes SNB)	256.00
BF	Barrier free exit device, meets California Building Code (Section 11B-309.4) requirements for maximum 5 lb operating force.	75.00
FL	Full length touchbar (Not Available DE)	N/C
TP	Touchbar protector	33.00

*Antimicrobial available to 626 and 630 finishes only
** For 629 finish, please allow 4 week lead time.

NOTES:
- Prices shown apply to AA, BB, or CC length devices.
- Specify door width. If not specified, Size BB is the standard default.
- List price includes default strikes. For optional strikes, specify strike number and adjust list price accordingly.
- List price for the device does not include trim.
- Devices include wood and machine screws standard.
- Fire and hurricane rated devices include 463 rim strike and SNB sex nuts standard.
- For options requiring a cylinder, the option list price includes the default cylinder.
- All standard devices and trim are designed for 1-3/4"–2-1/4" thick doors. For door thickness greater than 2-1/4", consult Technical Service.
- **FL** (full length touchbar) and **METRIC** (metric installation fasteners) must be specified when ordered and included in the model number. **Example**: 9700 BB FL RHR 430 630 METRIC
- For special lengths, consult Technical Service.
- Full length touchbar not available with DE. CD option on FL devices supplied with U.S. mortise cylinder.
- NOTE: For the Touchbar Protector Kit – TPK pricing, please refer to the Architectural Hardware Service Parts Price Book

9800 Series

Narrow Stile Surface Vertical Rod Exit Device

9800 Series Device | **Options (Specify)** | **Cylinders and Keying**

Device	Length	Touch Bar	Handing	Door Height	Top Strike	Bottom Strike	Finish
9800	BB		RHR	7	426	439	630
F9800	AA	FL	RHR	7	426	340	605
9800	BB	TP	LHR	8	426A	416V	606
	CC			9		431	611
	SPCL			10		439	612
				SPCL			613
							619
							625
							626
							629
							630
							689
							691
							693
							695
							696
							Custom
							Designer

Special Finish Coating	Special Applications Package	Bottom Latch	Fastener Package	Control	Alarm	Monitoring	Dogging
*AM	HC	LB	SK	ES	BPA	LM	CD
**PC	TGD	P	SNB	MLR	BPAR	MS	LD
		SB	T		DWA	LMMS	
			SKTX			LMMSBP	
			SKSNB				
			TXSNB				
			SKTXSNB				
			METRIC				

Cylinder Type	Keyway	Keying
D	SC	KD
T	CA	KD
J	CD	KA2
C	CE	KA4
L	††D100	NSK
D	GA	MKD
G	RA	CMK
R	RB	SKD
F	SC	0Bit
X6	SE	
X7	SF	
	YA	
	YG	

— Default

— Supplied with Standard KD Cylinder

††Patented Key Control
The **D100** keyway is part of our patented serialized key control (**SKC**) system. **SKC** provides enhanced security through individually serialized keys and controlled key duplication processes. For additional information, contact your local sales representative or Technical Service at 800-387-4938.

9000 Series — Narrow Stile Applications: Standard Glass AL Doors

	All Device Options (except BA or DA)		BA or DA Device Options
Device Length	**Maximum Door Width[1]**	**Minimum Door Width[2]**	**Minimum Door Width[2]**
AA	48" (1220 mm)	32-1/2" (826 mm)	37.5" (952.5 mm)
BB	36" (915 mm)	27" (686 mm)	31.5" (800.1 mm)
CC	36" (915 mm)	23-1/2" (597 mm)	28.5" (723.9 mm)

9000 Series — Narrow Stile with Full Length Touchbar Applications

	All Device Options (except BA or DA)		BA or DA Device Options
Device Length	**Maximum Door Width[1]**	**Minimum Door Width[2]**	**Minimum Door Width[2]**
AA	48" (1220 mm)	33" (839 mm)	34" (837 mm)
BB	36" (915 mm)	27" (686 mm)	28" (711 mm)
CC	36" (915 mm)	24" (610 mm)	25" (635 mm)

1. As delivered from factory, device will fit doors of this width. For other widths, consult Technical Services.
2. Touch bar and rail assembly can be shortened at time of installation to fit doors down to this width. Varies by installation.

*Antimicrobial available to 626 and 630 finishes only
**PC - Clear Powder Coat available over 630 - Stainless Steel

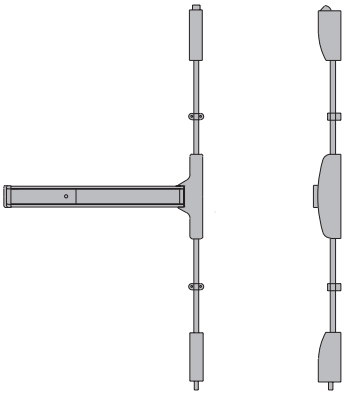

			Available Finishes $			
			689, 691, 693, 695, 696	630	606, 612, 613, 619	605, 611, 625, 626, 629**
Function	**Description**	**Device, Exit Only**				
01	Panic	9800 Surface vertical rod	3,055.00	3,440.00	3,307.00	3,536.00
01	Fire	F9800 Surface vertical rod	3,209.00	3,743.00	3,601.00	3,816.00

Typical Options

Item	Description				List Add $
CD	Cylinder dogging (Inculdes Cylinder)				139.00
LD	Less dogging (Standard with fire rated device)				N/C
AM*	Antimicrobial coating				123.00
SNB	Sex nuts (Included with F and HC options)				28.00
T	Security screws				54.00
HC	Hurricane (Includes SNB)				256.00
FL	Full length touchbar (Not available DE)				N/C
TP	Touchbar protector				33.00
LB	Less bottom rod				N/C
P	Pullman bottom latch				85.00
SB	Slide bolt (Default)				N/C
TGD	Tempered glass doors—9800 only	—	963.00	—	—
Up to 8'	7' Default				N/C
Up to 10'	Door Heights over 8' to 10'	86.00	168.00	168.00	168.00

*Antimicrobial available to 626 and 630 finishes only
** For 629 finish, please allow 4 week lead time.

NOTES:
- Prices shown apply to AA, BB, or CC length devices.
- Specify door width and handing. If not specified, Size BB, RHR is the standard default.
- List price includes default strikes. For optional strikes, specify strike number and adjust list price accordingly.
- List price for the device does not include trim.
- Devices include wood and machine screws standard.
- Fire and hurricane rated devices include SNB sex nuts standard.
- For options requiring a cylinder, the option list price includes the default cylinder.
- Device includes precut and drilled rods for 7' or 8' doors as specified on order.
  For 9' doors, device includes precut and drilled rods for a 7' door and a 2' rod extension for the top rod.
  For 10' doors, device includes precut and drilled rods for an 8' door and a 2' rod extension for the top rod.
  See Device Options for pricing information.
- For special lengths and/or door heights over 10', consult Technical Service.
- All standard devices and trim are designed for 1-3/4"–2-1/4" thick doors. For door thickness greater than 2-1/4", consult Technical Service.
- **FL** (full length touchbar) and **METRIC** (metric installation fasteners) must be specified when ordered and included in the model number.
  Example: 9800 BB FL RHR 430 630 METRIC
- Full length touchbar not available with DE. CD option on FL devices supplied with U.S. mortise cylinder.
- NOTE: For the Touchbar Protector Kit – TPK pricing, please refer to the Architectural Hardware Service Parts Price Book

Narrow Stile Dummy Bars

		Available Finishes $			
		689, 691, 693, 695, 696	630	606, 612, 613, 619	605, 611, 625, 626, 629**
Item	**Description**				
Dummy Touchbars					
9230	Rigid dummy touchbar	883.00	1,272.00	1,316.00	1,316.00
9230MS	Dummy touchbar with microswitch	1,306.00	1,626.00	1,645.00	1,645.00
9235	Rigid touchbar	883.00	1,272.00	1,316.00	1,316.00
9236	Moveable touchbar	883.00	1,272.00	1,316.00	1,316.00
9236MS	Moveable touchbar with microswitch	1,306.00	1,626.00	1,645.00	1,645.00

**** For 629 finish, please allow 4 week lead time.**

NOTE: Dummy touchbars available in all rail sizes: AA, BB or CC

Narrow Stile Options

Option Code	Description	List Add $
Strikes		
9600, and 9800 Concealed and Surface Vertical Rods		
340	Flat slide bolt bottom strike (9600, and 9800 Series)	N/C
416V	Surface bottom strike for pullman latch (9800 Series)	N/C
418	Standard top strike (9600 Series)	N/C
419	Wood frame top strike (9600 Series)	28.00
426	Standard top strike (9800 Series)	N/C
426A	Top strike w/angle (9800 Series)	44.00
431	Recessed bottom strike for pullman latch (9600, and 9800 Series)	44.00
439	Standard slide bolt bottom strike (9600, and 9800 Series)	N/C
9700 Rim Devices		
320	Overlap strike	44.00
430	Rim box strike (default/no charge for 9700 Series panic devices)	70.00
463	Standard rim strike (default/no charge for F9700 devices)	112.00
486	Roller strike	28.00
Special Finishes and Coatings		
AM*	Antimicrobial protected coating	123.00
PC**	Clear Powder Coat available over 630 – Stainless Steel	123.00
Custom Color	Custom painted finish selected from RAL color pallet book. For details, see **Finishes Cross Reference**, page viii.	
	Per order, setup charge **(Net)**	195.00
	per exit device only, list add	108.00
	per trim only, list add	108.00
Designer Color	Designer painted color matched to supplied samples. Three (3) each 2" × 3" color chip samples required. For details, see **Finishes Cross Reference**, page viii.	
	per order, non-refundable development/setup charge **(Net)**	687.00
	per exit device only, list add	108.00
	per trim only, list add	108.00
Bottom Latches for 9600 Concealed Vertical Rods & 9800 Surface Vertical Rods		
LB	Less bottom rod	N/C
P	Pullman bottom latch	85.00
SB	Slide bolt (Default)	N/C
Door Height Designation		
9600 Concealed Vertical Rods		
7 or 8	Door heights from 7' to 8' adjustable	N/C
9 or 10	Door heights over 8', up to 10'	86.00
Over 10'	Contact Technical Service for assistance	
9800 Surface Vertical Rods		
7 or 8	Door heights from 7' to 8' (7' Default)	N/C
9 or 10	Door heights over 8', up to 10'	
	For 689, 691, 693, 695, 696 finishes	86.00
	For 605, 606, 611, 612, 613, 619, 625, 626, 630 finishes	168.00
Over 10'	Consult Technical Service	

*Antimicrobial available to 626 and 630 finishes only
**PC - Clear Powder Coat available over 630 - Stainless Steel

Narrow Stile Options (continued)

Option Code	Description	List Add $
Over 10'	Consult Technical Service	
Special Application Packages		
HC	Hurricane (9700, 9800) Includes SNB	256.00
BF	Barrier free exit device (9700), meets California Building Code (Section 11B-309.4) requirements for maximum 5 lb operating force. See page 86 for compatible functions/options.	75.00
FL	Full length touchbar (Not Available DE)	N/C
Fastener Package		
SK	Shim kit	138.00
SNB	Sex nuts	28.00
T	Security screws	54.00
SKTX	Shim kit and security screws	213.00
SKSNB	Shim kit and sex nuts	160.00
TXSNB	Security screws and sex nuts	107.00
SKTXSNB	Shim kit, security screws, and sex nuts	239.00
METRIC	Metric installation fasteners (9600, 9700, and 9800 Series only)	N/C
Tempered Glass Door Applications (9800 Series Only)		
TGD	Tempered glass doors in 630 finish	1,060.00
Electronic Controls		
DE*	Delayed egress (requires ES100 power supply and ES105 power transfer)	2,513.00
DE30*	Delayed egress, 30 second (requires special approval from authority having jurisdiction)	3,108.00
DECBC*	Delayed egress, CBC compliant	3,108.00
MLR	Motorized Latch Retraction/dogging (Recommended RPSMLR Power Supplies, can power up to 2 MLR panic exit devices; RPSMLR2 – Small enclosure, no battery storage; RPSMLR2BB – Large enclosure for battery storage (Batteries not included); See current BEST Precision Price Book pg 25)	1,410.00
ES	Electric latch retraction (requires PS501 power supply and ES105 power transfer)	1,330.00

Alarm		
BA*	Battery powered alarm	922.00
B4*	Battery powered alarm, 4 minute reset	984.00
DA*	Direct wired alarm	922.00
Monitoring		
LM	Latch bolt monitoring	366.00
MS	Monitor switch in touchbar	366.00
LMMS	Latch bolt and touchbar monitor	725.00
LMMSBP*	Latch bolt and touchbar monitor with bypass	725.00
Dogging		
CD*	Cylinder dogging (panic devices only)	139.00
LD	Less dogging (panic devices only)	N/C
Power Supplies, Power Transfers, Power Modules		
AD100	Export power supply for up to 2 ES or 1 DE device 220 V	1,107.00
ES101	Delay module	207.00
ES103	Relay module	131.00
ES100	Power supply for DE devices. Powers 1 DE device	942.00
ES105	Power transfer (recommended for ES, DE & MLR options)	317.00
PS501	Power supply for ES9000 devices. Powers up to 2 devices	1,107.00
PS501220	Export power supply, 220 VAC. Powers up to 2 ES9000 devices	1,107.00
ES2	Power supply card for PS501. Powers an additional 2 devices	603.00
DKPS-2A	Power supply for MD. Powers 1 device	841.00
DKPS-2A	Power supply for MD. Powers 2 devices	841.00
DKPS-2A	"Power supply Recommended RPSMLR Power Supplies, can power up to 2 MLR panic exit devices RPSMLR2 – Small enclosure, no battery storage RPSMLR2BB – Large enclosure for battery storage (Batteries not included) For pricing see current BEST – Precision Price Book page 25"	841.00
PS406BB	Power supply with battery back-up for EB solenoid electric latch retraction option	1,579.00

* List price includes default cylinder.

9000 Series Exit Trim

How to Order

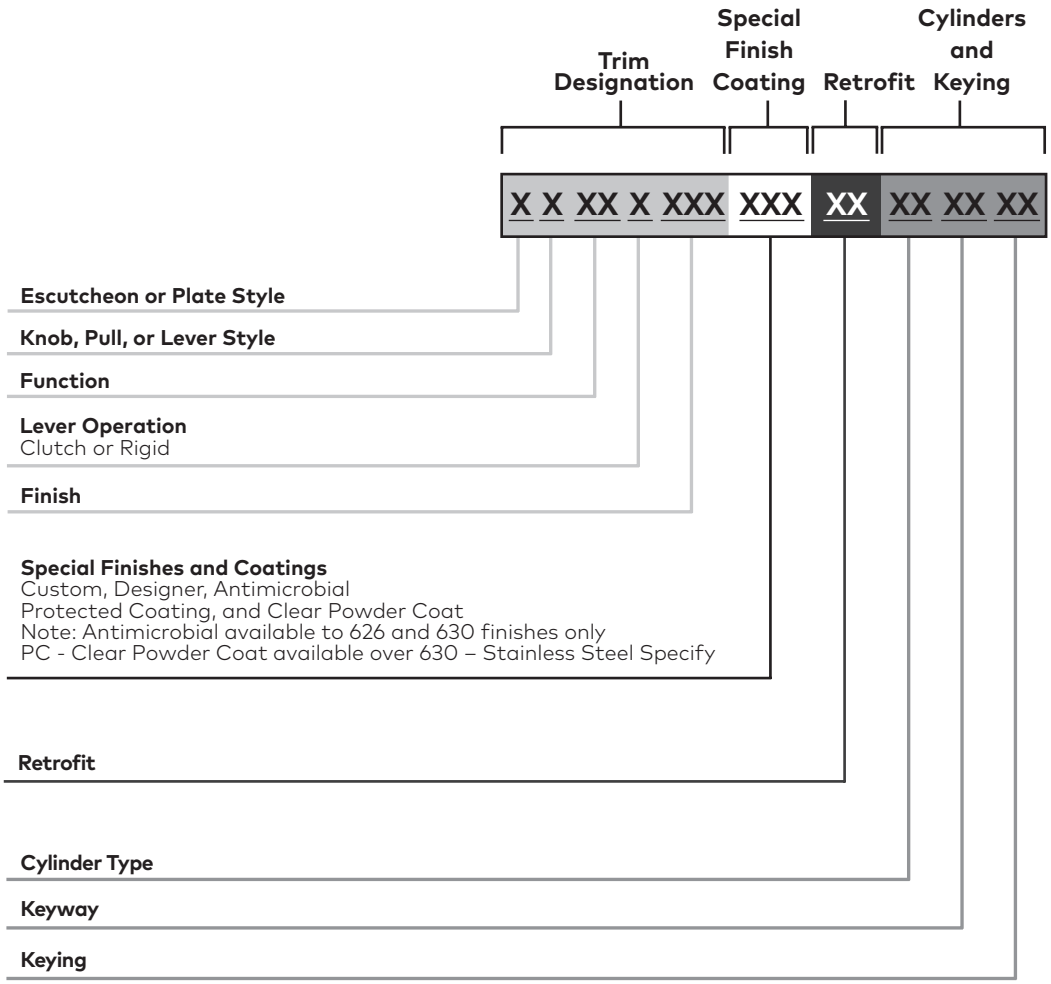

Lever and Knob Styles

A

C

D **Handed**

Right Hand Reverse Bevel
Exit Device Lever Shown

F **Handed**

Right Hand Reverse Bevel
Exit Device Lever Shown

G

K

N

R

T

V **Handed**

Left Hand Reverse Bevel
Exit Device Lever Shown

L109

L110

L112

L114 **Handed**

Left Hand Reverse Bevel
Exit Device Lever Shown

L117

L118

ANSI Function	Description	Z Series Raised Escutcheon 1-5/8" W × 8-1/2" H × 15/16" D	Cylinder Only Pull by Others
DT	Dummy trim		
02	Entrance by trim when touchbar is dogged		
03	Entrance by trim when latch bolt is retracted by key. Key removable only when trim is locked.	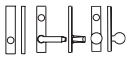	
08	Entrance by lever or knob. Key locks or unlocks lever or knob.	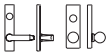	
08C w/ clutch (Handed)	Entrance by lever with clutch option. Key locks or unlocks lever.		
09	Entrance by lever or knob only when unlocked by key. Key removable only when locked.	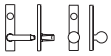	
09C w/ clutch (Handed)	Entrance by lever with clutch option trim unlocked by key. Key removable only when locked.		
11	Entrance by thumbturn and pull. Key locks or unlocks thumbturn.		
12	Entrance by thumbturn and pull only when released by key. Key removable only when locked.		
23	Entrance by lever or knob (no cylinder). Lever or knob always active.		
25	Entrance by thumbturn and pull (no cylinder). Thumbturn always active.		

9000 Series Narrow Stile Z Trim

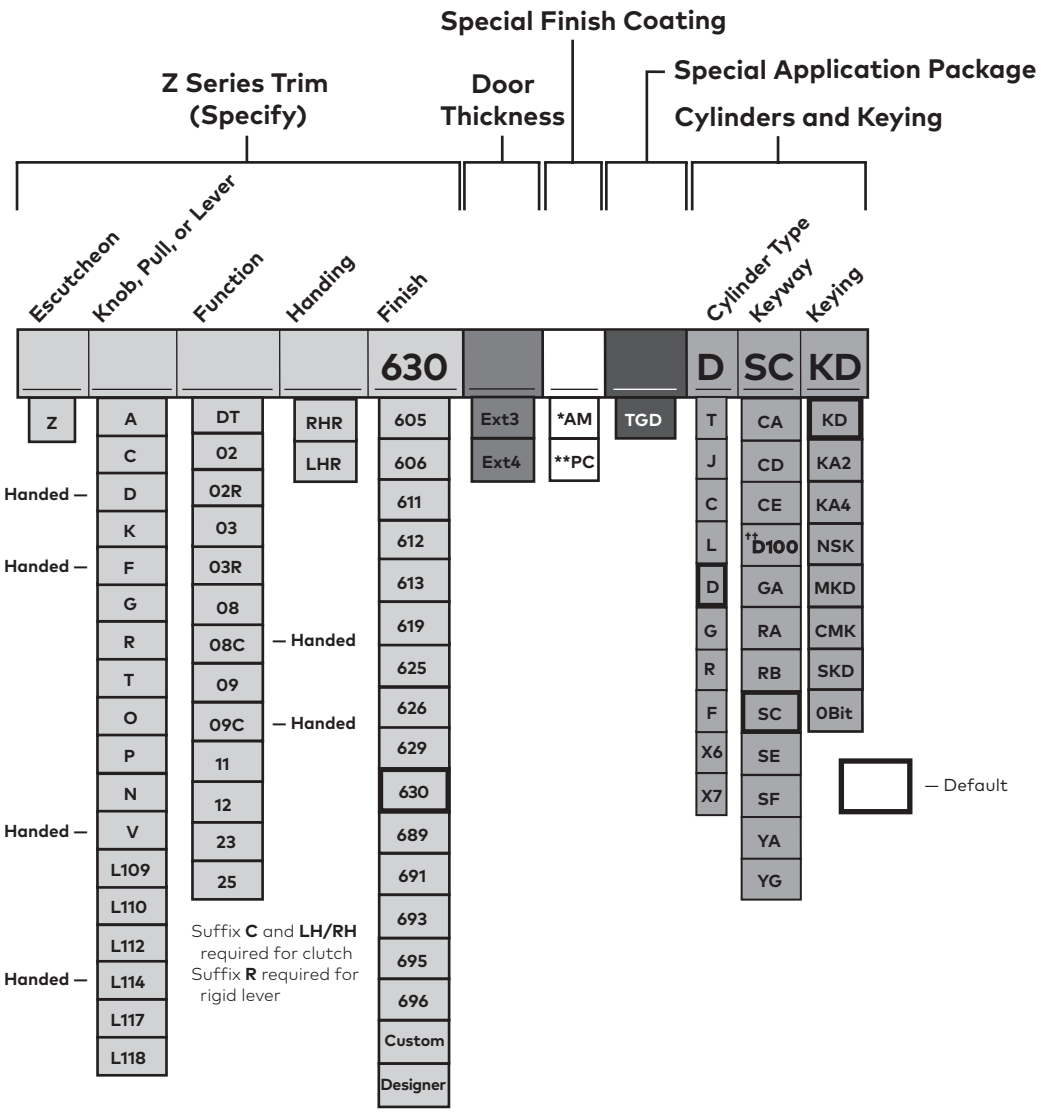

ZP

ZK

ZC

††Patented Key Control
The **D100** keyway is part of our patented serialized key control (**SKC**) system. **SKC** provides enhanced security through individually serialized keys and controlled key duplication processes. For additional information, contact your local sales representative or Technical Service at 800-387-4938.

*Antimicrobial available to 626 and 630 finishes only
**PC - Clear Powder Coat available over 630 – Stainless Steel

		Concealed Vertical Rod	Rim	Surface Vertical Rod	Available Finishes $		
		9600 F9600	9700 F9700	9800 F9800	689, 691, 693 695, 696	630	605, 606, 611, 612, 613, 619, 625, 626, 629**
ANSI Function	**Description**						
DT	Dummy trim	ZODT			204.00	293.00	337.00
02	Entrance by trim when touchbar is dogged.	ZPO2			382.00	510.00	579.00
		ZK02R, Zx02R			288.00	459.00	560.00
03	Entrance by trim when latch bolt is retracted by key. Key removable only when trim is locked.	ZO03			318.00	424.00	449.00
		ZP03, ZK03R, Zx03R			566.00	733.00	799.00
08	Entrance by lever or knob. Key locks or unlocks lever or knob.	ZK08, Zx08			743.00	857.00	987.00
08 w/ clutch (Handed)	Entrance by lever with clutch option. Key locks or unlocks lever.	Zx08C			1,053.00	1,219.00	1,285.00
09	Entrance by lever or knob only when unlocked by key. Key removable only when locked.	ZK09, Zx09			743.00	857.00	987.00
09 w/ clutch (Handed)	Entrance by lever with clutch option trim unlocked by key. Key removable only when locked.	Zx09C			1,053.00	1,219.00	1,285.00
11	Entrance by thumbturn. Key locks or unlocks thumbturn	Z011			612.00	787.00	811.00
12	Entrance by thumbturn when unlocked by key. Key removable only when locked.	Z012			612.00	787.00	811.00
11	Entrance by thumbturn. Key locks or unlocks thumbturn	ZP11			701.00	841.00	868.00
12	Entrance by thumbturn when unlocked by key. Key removable only when locked.	ZP12			701.00	841.00	868.00
23	Entrance by lever or knob (no cylinder). Lever or knob always active.	ZK23, Zx23			492.00	687.00	733.00
25	Entrance by thumbturn and pull (no cylinder). Thumbturn always active.	ZP25			609.00	743.00	905.00

**** For 629 finish, please allow 4 week lead time.**

NOTES:
- Where x appears above, x = lever styles A, C, D, F, G, N, R, T, V, L109, L110, L112, L114, L117 or L118. (Handed — D, F, V, L114)
- List price includes the default cylinder.

9000 Series Narrow Stile Pull Trim

Pull (Specify) | **Special Finish Coating**

Pull Type	Function	Finish	
		630	
OP	02	605	*AM
9BPO[1]	03	606	**PC
		611	
		612	
		613	— Default
		619	
		625	
		626	
		630	
		689	
		691	
		693	
		695	
		696	
		Custom	
		Designer	

OP

9PBO

1. 9PBO not applicable on 9500 Device. 03 Function only. Not available in 693 finish

		Concealed Vertical Rod	Rim	Surface Vertical Rod	Available Finishes $		
		9600 F9600	9700 F9700	9800 F9800	689, 691, 693, 695, 696	630	605, 606, 611, 612, 613, 619, 625,626
ANSI Function	**Description**						
02	Entrance by trim when touchbar is dogged.	OP02			191.00	236.00	277.00
03	Entrance by trim when latch bolt is retracted by key. Key removable only when trim is locked.	9PBO03			213.00	212.00	212.00

NOTES:
- List price includes the default cylinder.
- 9PBO03 trim not recommended for wood doors. For hollow metal and aluminum door applications. Not available in 693 finish.

*Antimicrobial available to 626 and 630 finishes only
**PC - Clear Powder Coat available over 630 – Stainless Steel

Trim Options

Option Code	Description	List Add $
Special Finishes and Coatings		
AM*	Antimicrobial protected coating	123.00
PC**	Clear Powder Coat available over 630 – Stainless Steel	123.00
Custom Color	Custom painted finish selected from RAL color pallet book. For details, see **Finishes Cross Reference,** page viii.	
	Per order, setup charge **(Net)**	195.00
	per exit device only, list add	108.00
	per trim only, list add	108.00
Designer Color	Designer painted color matched to supplied samples. Three (3) each 2" × 3" color chip samples required. For details, see **Finishes Cross Reference**, page viii.	
	per order, non-refundable development/setup charge **(Net)**	687.00
	per exit device only, list add	108.00
	per trim only, list add	108.00
Tempered Glass Door Applications		
TGD	Tempered glass doors (Z series trim only), available in 630 finish only	64.00
Door Thickness (includes extended spindle and fasteners)		
Ext3	Door thickness from 2-1/4"–3-1/4" (57 mm to 83 mm)	128.00
Ext4	Door thickness from 3-1/4"–4-1/4" (83 mm to 108 mm)	128.00

*Antimicrobial available to 626 and 630 finishes only
**PC - Clear Powder Coat available over 630 – Stainless Steel

Cylinders

Rim Cylinders

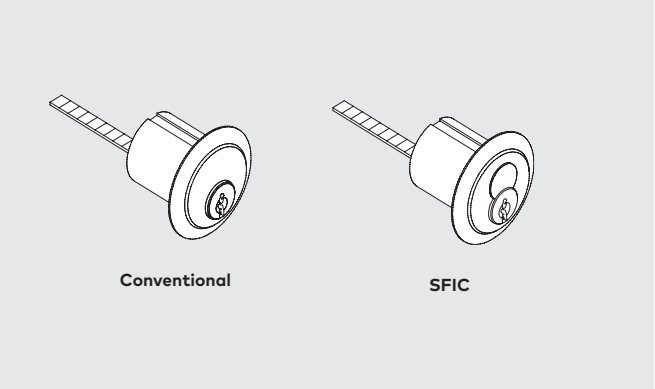

Mortise Cylinders

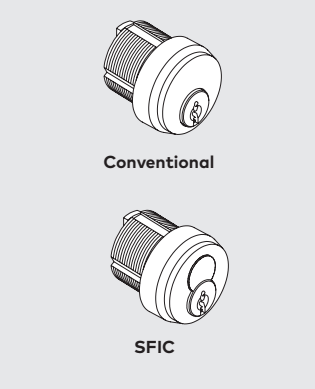

Key-in-Lever Cylinders

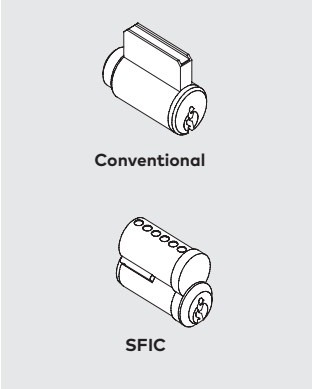

Narrow Stile

Application	ANSI Function	Cylinder Type	Conventional (Default)	Cam	SFIC 7-Pin
Cylinders for 9600/F9600 Concealed Vertical Rod, 9700/F9700 Rim, and 9800/F9800 Surface Vertical Rod Narrow Stile Devices					
Z Escutcheon Trim	03	Rim	80R40SC	NA	87R40BA
Z Escutcheon Trim	08, 11	Mortise	90x13SC118	#13	97C13BA138
Z Escutcheon Trim	09, 12	Mortise	90x09SC118	#9	97C09BA138
Cylinders for Device Options					
CD, BA, B4, DE, DE30, DECBC, DA, LMMSBP	—	Mortise	90×10SC118	#10	97D10BA138

NOTE: For additional information, please refer to Cylinders, Keys & Keying.

Cylinder Types, Keying Options and Keyways for Removable Mullions and Exit Devices

Cylinder	Option	Description	List Add/Deduct $
Conventional Cylinders (non-interchangeable core)			
D		Keying for exit device or removable mullions with conventional cylinder (default)	
	KD	**Keyed differently to a random combination; SC keyway with 2 keys (default)**	N/C
	KA2	Keyed alike in pairs to a random combination; SC keyway with 2 keys	N/C
	NSK	Keyed alike, sets of three or more; SC keyway with 2 keys	22.00
	1-Bit	1-bit key (sold separately); SC, SE keyway with 2 key blanks	N/C
	1-Bit	1-bit key (sold separately); D100 keyway — ⊘ **Keys sold separately**	N/C
	0-Bit	Operated by a key blank; CA, CD, CE, RA, RB, GA, SF, YA, YG keyways with 2 key blanks	22.00
	MKD	Master keyed; SC, SE, or D100 keyway — ⊘ **Keys sold separately**	22.00
	CMK	Construction master keyed single cylinder locks — ⊘ **Keys sold separately**	28.00
L		Keying for exit device or removable mullions less conventional cylinder	Deduct 30.00
Interchangeable Core Cylinders			
T		Keying for exit device or removable mullions with keyed temporary SFIC construction core Keying for exit trim with keyed temporary SFIC construction core (cores may be returned for a full refund) — ⊘ **Keys sold separately**	64.00
J		Keying for exit device or removable mullions with disposable plastic SFIC construction core	N/C
C		Keying for exit device or removable mullions with combinated SFIC core installed at factory[1] Keying for exit trim with combinated core installed at factory; BA (default), BB, BC, BD, BE, BF, BG, BH, BJ, BK, BL, BM, BQ, D100 keyway — ⊘ **Keys sold separately**	72.00
G		Schlage LFIC — Housing with keyed temporary Schlage LFIC construction core (Core may be returned for full refund) — ⊘ **Keys sold separately**	64.00
F		Schlage LFIC — Housing with combinated Schlage LFIC installed at the factory (SC keyway) — ⊘ **Keys sold separately**	72.00
Cylinder Housings Less Cores			
EP		Euro profile half cylinder housing	N/C
R		Housing prepared for Schlage LFIC	15.00
X7		Housing prepared for Sargent XC 7P and Arrow Choice 7P SFIC	15.00
X6		Housing prepared for Arrow Choice 6P SFIC	15.00

1. For uncombinated cores, **UNC** cores must be ordered separately, see **Cylinders, Keys & Keying.** Exits/trim will be supplied w/ plastic construction core, Option J.
⊘ Denotes keys must be ordered separately.

Cut Keys Ordered Separately

Part #	Description	List $
45101	SFIC Cut key — Change key, master key, construction master key, or control key; BA, BB, BC, BD, BE, BF BG, BH, BJ, BK, BL, BM, BQ, SC, SE keyways	13.00
45401	SFIC Cut key — Change key, master key, or control key; D100 keyways — D100 etc.	18.00
45404	CONV/LFIC Cut key — 1 bit key for operating 1 bit cylinders — SC, SE keyways	10.00
45405	LFIC Cut key — 1 bit control key (to install/remove "0-bit" LFIC cores) — SC keyway	10.00
44101SC	CONV/LFIC Key blank — SC keyway	7.00
44104SC	LFIC Key blank — Control key (to install/remove LFIC Cores) — SC keyway	9.00

NOTES:
- Distribution of SKC keys (listed as D100) is restricted. See Cylinders, Keys & Keying section for SKC policies.
- For additional information, please refer to Cylinders, Keys, and Keying
- See Keys and Key Blanks section for complete list.

Mullions

Item	Description	List $
Aluminum Mullions × 628 (clear anodized), 1-5/8" × 2-5/8"		
1310-8	8'	1,434.00
1310-8 × 443	8', recessed strike	1,671.00
WS1310-8	8', weatherstrip	1,526.00
WS1310-8 × 443	8', weatherstrip and recessed strike	1,688.00
1310-10	10'	1,526.00
1310-10 × 443	10', recessed strike	1,832.00
WS1310-10	10', weatherstrip	1,671.00
WS1310-10 × 443	10', weatherstrip and recessed strike	1,935.00
Aluminum Mullions × 695 (painted), 1-5/8" × 2-5/8"		
1310-8	8'	1,741.00
1310-8 × 443	8', recessed strike	1,972.00
WS1310-8	8', weatherstrip	1,832.00
WS1310-8 × 443	8', weatherstrip and recessed strike	2,083.00
1310-10	10'	1,884.00
1310-10 × 443	10', recessed strike	2,134.00
WS1310-10	10', weatherstrip	2,009.00
WS1310-10 × 443	10', weatherstrip and recessed strike	2,027.00
Steel Mullions × 600 (primed for paint), 1-1/2" × 2-1/2"		
1330-8	8'	721.00
1330-10	10'	756.00
Steel Mullions × 600 (primed for paint), 2" × 3"		
1300-8	8'	934.00
F1300-8	8', fire-rated	1,204.00
F1300-10	10', fire-rated	1,605.00
1340KR-8	8', key removable (includes standard cylinder using 01 cam)	1,579.00
F1340KR-8	8', fire-rated mullion, key removable (includes standard cylinder using 01 cam)	1,850.00
F1340KR-10	10', fire-rated mullion, key removable (includes standard cylinder using 01 cam)	2,165.00
1300-10	10', fire-rated	1,077.00
1340KR-EL	8', key removable, electrified mullion	1,832.00
1340KR-10	10', key removable (includes standard cylinder using 01 cam)	1,671.00
1340KR-EL-10	10', key removable, electrified mullion	1,921.00
HC1300-8	8', design pressure rated 80PSF for openings up to 8' × 8' with HC9300 device.	1,741.00
Mullion Storage Kit		
1340SK	Storage kit for 1340/F1340 Series key removable mullion.	470.00

Cylinders for 1340KR/F1340KR Mullions and 1340SK Storage Kit

Type	Standard	7-pin IC	Cam
Mortise	90X01SC118	97D01BA138	01 (AR)

8000 Series Exit Devices

How to Order

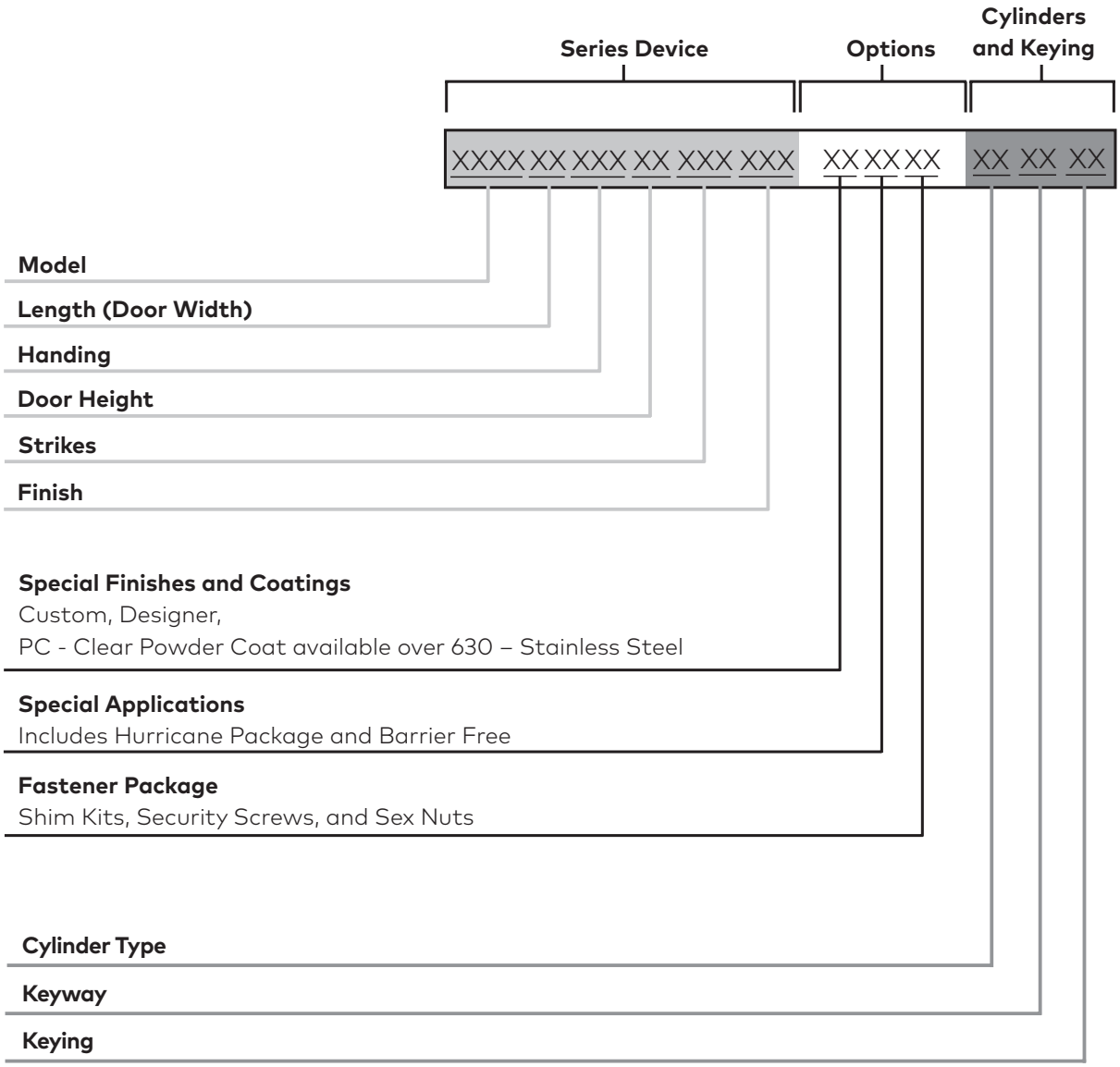

8300 Series
Rim Exit Device

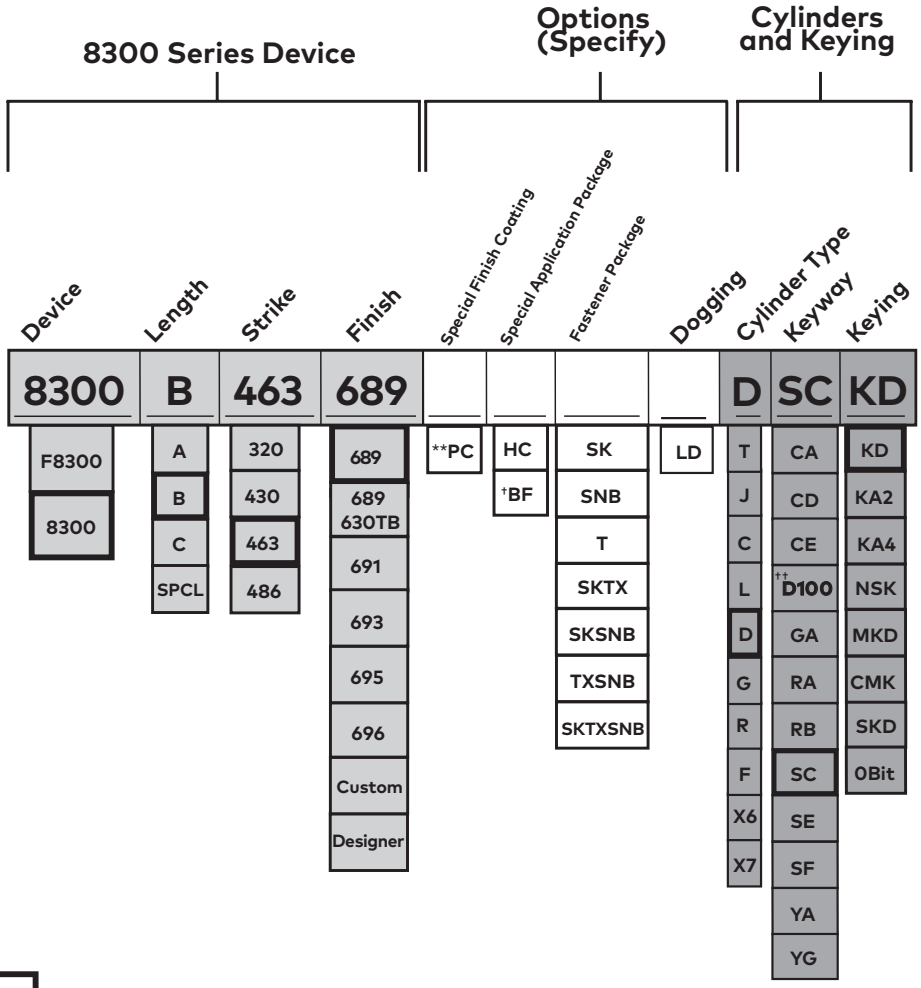

— Default

— Supplied with Standard KD Cylinder

††Patented Key Control
The **D100** keyway is part of our patented serialized key control (**SKC**) system. **SKC** provides enhanced security through individually serialized keys and controlled key duplication processes. For additional information, contact your local sales representative or Technical Service at 800-387-4938.

† Barrier Free option availability:

Exit Device	Functions	Device Lengths	Ratings
8300BF	01, 02, 03, 05, 08, 23	36" & 48"	Panic & Fire

8000 Series — Wide Stile Applications

	All Device Options (except BA or DA)		BA or DA Device Options
Device Length	**Maximum Door Width[1]**	**Minimum Door Width[2]**	**Minimum Door Width[2]**
A	48" (1220 mm)	34" (864 mm)	39" (991 mm)
B	36" (915 mm)	28" (712 mm)	33" (839 mm)
C	36" (915 mm)	22" (559 mm)	22" (559 mm)

1. As delivered from factory, device will fit doors of this width. For other widths, consult Technical Services.
2. Touch bar and rail assembly can be shortened at time of installation to fit doors down to this width.

**PC - Clear Powder Coat available over 630 – Stainless Steel

			Available Finishes $	
			689, 691, 693, 695, 696	689 w/ 630 TB
Function	**Description**	**Device, Exit Only**		
01	Panic	8300 Rim	775.00	1,165.00
01	Fire	F8300 Rim	1,060.00	1,455.00

Typical Options

Item	Description	List Add $
LD	Less dogging (Standard with fire rated device)	N/C
SNB	Sex nuts (Included with F and H options)	28.00
T	Security screws	54.00
HC	Hurricane (includes SNB)	256.00
BF	Barrier free exit device, meets California Building Code (Section 11B-309.4) requirements for maximum 5 lb operating force.	75.00
320	Overlap strike	44.00
430	Rim box strike	70.00
463	Standard rim strike	N/C
486	Roller strike	27.00

NOTES:
- Prices shown apply to A, B, or C length devices.
- Specify door width. If not specified, Size B is the standard default.
- List price includes default strikes. For optional strikes, specify strike number and adjust list price accordingly.
- List price for the device does not include trim.
- Devices include wood and machine screws standard.
- Fire and hurricane rated devices include SNB sex nuts standard.
- For options requiring a cylinder, the option list price includes the default cylinder.
- For special lengths, consult Technical Service.
- All standard devices and trim are designed for 1-3/4"–2-1/4" thick doors. For door thickness greater than 2-1/4", consult Technical Service.

8400 Series

Surface Vertical Rod Exit Device

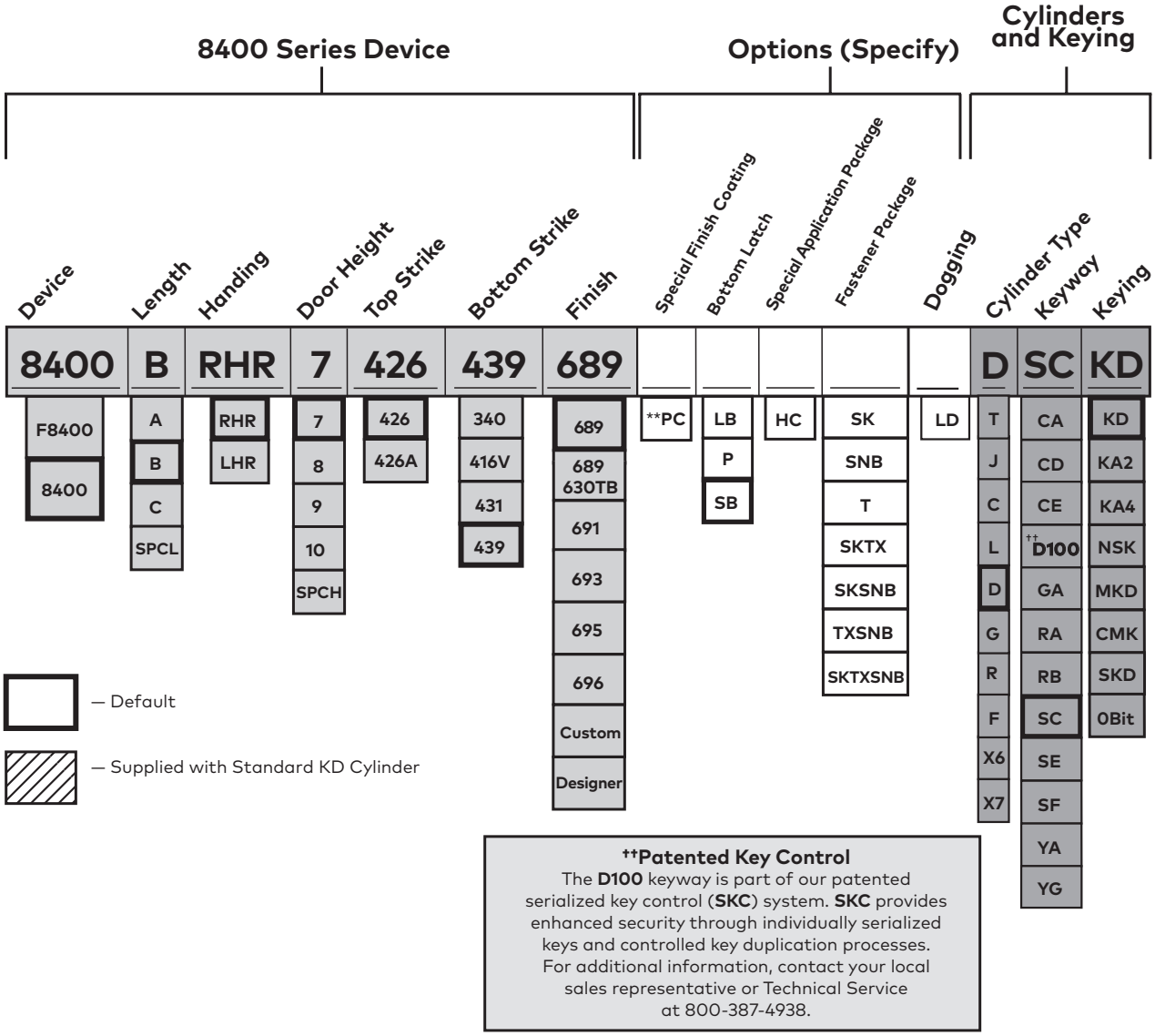

8000 Series — Wide Stile Applications

	All Device Options (except BA or DA)		BA or DA Device Options
Device Length	**Maximum Door Width[1]**	**Minimum Door Width[2]**	**Minimum Door Width[2]**
A	48" (1220 mm)	34" (864 mm)	39" (991 mm)
B	36" (915 mm)	28" (712 mm)	33" (839 mm)
C	36" (915 mm)	22" (559 mm)	22" (559 mm)

1. As delivered from factory, device will fit doors of this width. For other widths, consult Technical Services.
2. Touch bar and rail assembly can be shortened at time of installation to fit doors down to this width.

**PC - Clear Powder Coat available over 630 – Stainless Steel

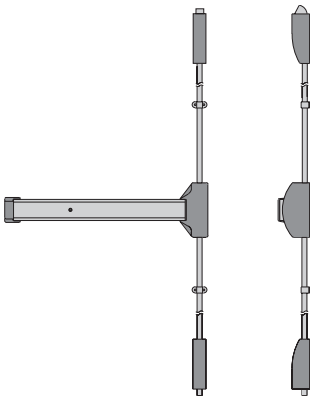

			Available Finishes $	
			689, 691, 693, 695, 696	689 w/ 630 TB
Function	**Description**	**Device, Exit Only**		
01	Panic	8400 Surface vertical rod	1,318.00	1,742.00
01	Fire	F8400 Surface vertical rod	1,676.00	2,095.00

Typical Options

Item	Description	List Add $
LD	Less dogging (Standard with fire rated device)	N/C
SNB	Sex nuts (Included with F and HC options)	28.00
T	Security screws	54.00
HC	Hurricane (Includes SNB)	256.00
LB	Less bottom rod	N/C
P	Pullman bottom latch	85.00
SB	Slide bolt (Default)	N/C
Up to 8'	7' default	N/C
Up to 10'	Door heights over 8' to 10' (over 10', call Technical Service)	81.00
340	Flat slide bolt bottom strike	N/C
416V	Surface bottom strike for pullman latch	N/C
426	Standard top strike	N/C
426A	Top strike with angle	44.00
431	Recessed bottom strike for pullman latch	85.00
439	Standard slide bolt bottom strike	N/C

NOTES:
- Prices shown apply to A, B, or C length devices.
- Specify door width and handing. If not specified, Size B, RHR is the standard default.
- List price includes default strikes. For optional strikes, specify strike number and adjust list price accordingly.
- List price for the device does not include trim.
- Devices include wood and machine screws standard.
- Fire and hurricane rated devices include SNB sex nuts standard.
- For options requiring a cylinder, the option list price includes the default cylinder.
- Device includes precut and drilled rods for 7' or 8' doors as specified on order.
  For 9' doors, device includes precut and drilled rods for a 7' door and a 2' rod extension for the top rod.
  For 10' doors, device includes precut and drilled rods for an 8' door and a 2' rod extension for the top rod.
  See Device Options for pricing information.
- For special lengths and/or door heights over 10', consult Technical Service.
- All standard devices and trim are designed for 1-3/4"–2-1/4" thick doors. For door thickness greater than 2-1/4", consult Technical Service.

Options

Option Code	Description	List Add $
Special Finishes and Coatings		
PC	Powder Coat available over 630 – Stainless Steel	123.00
Custom Color	Custom painted finish selected from RAL color pallet book.	179.00
	For details, see **Finishes Cross Reference** Per order, setup charge **(Net)**	98.00
	per exit device only, list add	98.00
	per trim only, list add	92.00
Designer Color	Designer painted color matched to supplied samples. Three (3) each 2" × 3" color chip samples required. For details, see **Finishes Cross Reference** per order, non-refundable development/setup charge **(Net)**	630.00
	per exit device only, list add	98.00
	per trim only, list add	98.00
Fastener Package		
SK	Shim kit	125.00
SNB	Sex nuts	28.00
T	Security screws	54.00
SKTX	Shim kit and security screws	193.00
SKSNB	Shim kit and sex nuts	145.00
TXSNB	Security screws and sex nuts	97.00
SKTXSNB	Shim kit, security screws, and sex nuts	217.00
Special Application Packages		
HC	Hurricane. Includes SNB	256.00
BF	Barrier free exit device (8300), meets California Building Code (Section 11B-309.4) requirements for maximum 5 lb operating force.	75.00
Power Supplies, Power Transfers, Power Modules		
ES101	Delay module	188.00
ES103	Relay module	119.00
ES100	Power supply. Powers (2) 8000 ES devices.	856.00
ES105	Power transfer for ES devices	288.00

8000 Series Exit Trim

How to Order

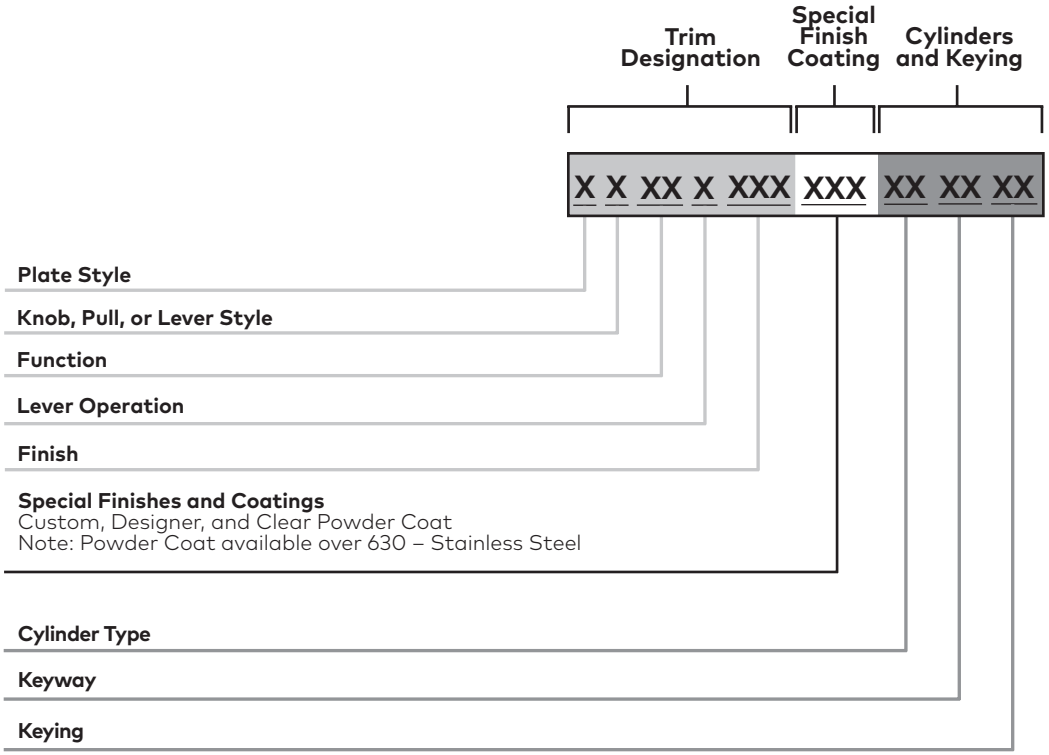

Lever and Knob Styles

C

G

K

R

ANSI Function	Description	Escutcheon	Sectional 3-3/8" Diameter Rose	Wide Plate 3" W × 16" H	Pulls	Cylinder Only Pull by Others
DT	Dummy trim					
02	Entrance by trim when touchbar is dogged					
03	Entrance by trim when latch bolt is retracted by key. Key removable only when trim is locked.					
05	Entrance by thumbpiece. Key locks or unlocks thumbpiece.					
06	Entrance by thumbpiece only when released by key. Key removable only when locked.					
08	Entrance by lever or knob. Key locks or unlocks lever or knob.					
09	Entrance by lever or knob when unlocked by key. Key removable only when locked.					
22	Entrance by thumbpiece (no cylinder). Thumbpiece always active.					
23	Entrance by lever or knob (no cylinder). Lever or knob always active.					

8000 Series Escutcheon Trim

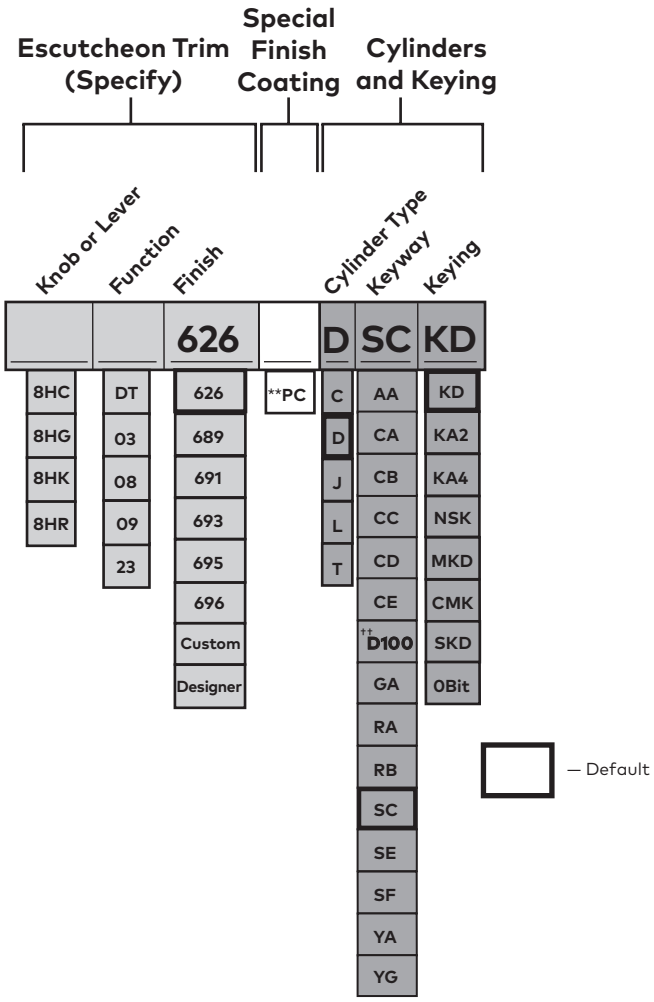

8HR

8HK

††Patented Key Control
The **D100** keyway is part of our patented serialized key control (**SKC**) system. **SKC** provides enhanced security through individually serialized keys and controlled key duplication processes. For additional information, contact your local sales representative or Technical Service at 800-387-4938.

		Rim	Surface Vertical Rod	Available Finishes $	
		8300 F8300	8400 F8400	689, 691, 693 695, 696	626
ANSI Function	**Description**				
DT	Dummy trim	8HDT		409.00	381.00
03	Entrance by trim when latch bolt is retracted by key. Key removable onlywhen trim is locked.	8Hx03 8HK03		552.00	506.00
08	Entrance by lever or knob. Key locks or unlocks lever or knob.	8Hx08 8HKx08		552.00	506.00
09	Entrance by lever or knob when unlocked by key. Key removable only when locked.	8Hx09 8HK09		552.00	506.00
23	Entrance by lever or knob (no cylinder). Lever or knob always active.	8Hx23 8HK23		458.00	402.00

NOTES:
- List price includes the default cylinder.
- Where x appears above, x = lever style. See page 142 for details.

**PC - Clear Powder Coat available over 630 – Stainless Steel

8000 Series Sectional Trim

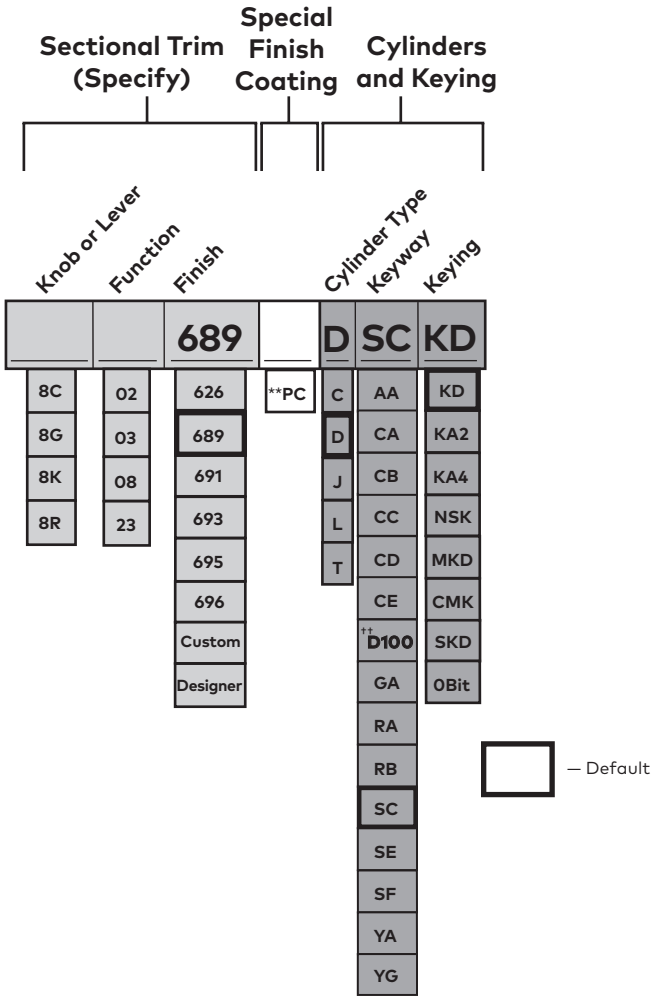

8R

8K

††Patented Key Control
The **D100** keyway is part of our patented serialized key control (**SKC**) system. **SKC** provides enhanced security through individually serialized keys and controlled key duplication processes. For additional information, contact your local sales representative or Technical Service at 800-387-4938.

		Rim	Surface Vertical Rod	Available Finishes $	
		8300 F8300	8400 F8400	689, 691, 693 695, 696	626
ANSI Function	**Description**				
02	Entrance by trim when touchbar is dogged.	8x02R 8K02R		402.00	458.00
03	Entrance by trim when latch bolt is retracted by key. Key removable onlywhen trim is locked.	8x03 8K03		493.00	409.00
08	Entrance by lever or knob. Key locks or unlocks lever or knob.	8x08 8K08		493.00	552.00
23	Entrance by lever or knob (no cylinder). Lever or knob always active.	8x23 8K23		402.00	458.00

Notes:
- List price includes the default cylinder.
- Where x appears above, x = lever style. See page 142 for details.

**PC - Clear Powder Coat available over 630 – Stainless Steel

8000 Series Wide Plate Trim

Wide Plate Trim (Specify)			Special Finish Coating	Cylinders and Keying		
Plate Type	Function	Finish		Cylinder Type	Keyway	Keying
		630		D	SC	KD
HRS	DT	630	**PC	T	AA	KD
HTS	02	689		J	CA	KA2
NPS	03	691		C	CB	KA4
PRS	05	693		L	CC	NSK
PTS	06	695		D	CD	MKD
8O	08	696		G	CE	CMK
	22	Custom		R	††D100	SKD
		Designer		F	GA	0Bit
				X6	RA	
				X7	RB	
					SC	
					SE	
					SF	
					YA	
					YG	

— Default

††Patented Key Control
The **D100** keyway is part of our patented serialized key control (**SKC**) system. **SKC** provides enhanced security through individually serialized keys and controlled key duplication processes. For additional information, contact your local sales representative or Technical Service at 800-387-4938.

3"

PRS

3"

HTS

**PC - Clear Powder Coat available over 630 – Stainless Steel

		Rim	Surface Vertical Rod	Available Finishes $	
		8300 F8300	8400 F8400	689, 691, 693 695, 696	630
ANSI Function	**Description**				
DT	Dummy trim	NPSDT		181.00	252.00
		80DT		112.00	—
02	Entrance by trim when touchbar is dogged.	PRS02 PTS02		252.00	314.00
03	Entrance by trim when latch bolt is retracted by key. Key removable only when trim is locked.	NPS03		252.00	336.00
		PRS03 PTS03		314.00	402.00
05	Entrance by thumbpiece. Key locks or unlocks thumbpiece.	HRS05 HTS05		357.00	468.00
06	Entrance by thumbpiece only when released by key. Key removable only when locked.	HRS06 HTS06		357.00	468.00
22	Entrance by thumbpiece (no cylinder). Thumbpiece always active.	HRS22 HTS22		293.00	357.00

NOTE:

- List price includes the default cylinder.

8000 Series Pull Trim

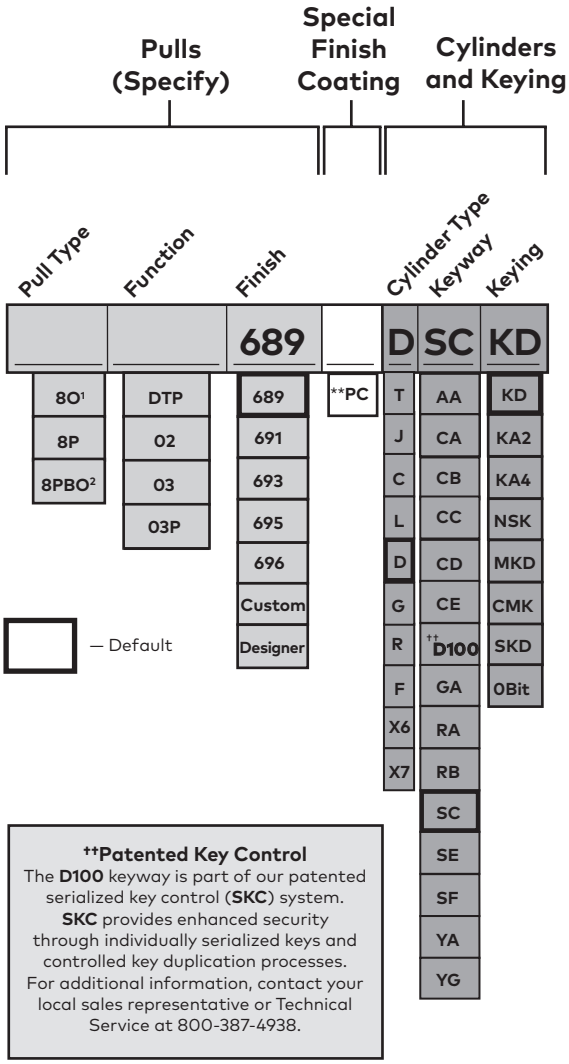

8O

8PBO

8P

1. Specify hand.
2. 8PBO available for 03 Function only. Not available in 693 finish.

		Rim	Surface Vertical Rod	Available Finishes $
		8300 F8300	8400 F8400	689, 691, 693 695, 696
ANSI Function	**Description**			
02	Entrance by trim when touchbar is dogged.		8P02	357.00
			80DTP	250.00
			8PDT	138.00
03	Entrance by trim when latch bolt is retracted by key. Key removable only when trim is locked.		8003P	336.00
			8003	181.00
			8P03	225.00
			8PBO03	202.00

NOTES:
- List price includes the default cylinder.
- 8PBO03 trim not recommended for wood doors. Hollow metal and aluminum door applications.

**PC - Clear Powder Coat available over 630 – Stainless Steel

Trim Options

Option Code	Description	List Add $
Special Finishes and Coatings		
PC	Clear powder coat	121.00
Custom Color	Custom painted finish selected from RAL color pallet book. For details, see **Finishes Cross Reference,** page viii.	
	Per order, setup charge **(Net)**	193.00
	per exit device only, list add	106.00
	per trim only, list add	106.00
Designer Color	Designer painted color matched to supplied samples. Three (3) each 2" × 3" color chip samples required. For details, see **Finishes Cross Reference**, page viii.	
	per order, non-refundable development/setup charge **(Net)**	677.00
	per exit device only, list add	106.00
	per trim only, list add	106.00

Cylinders

Rim Cylinders

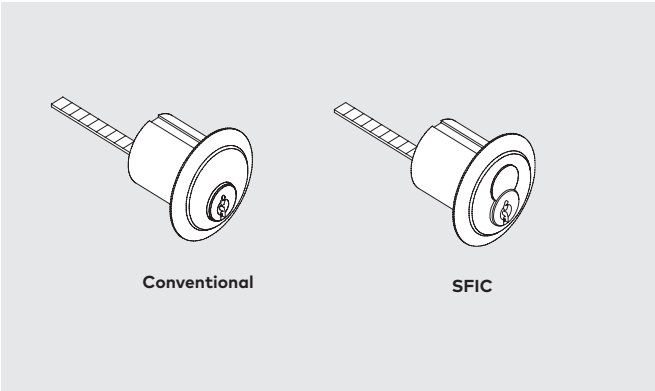

Mortise Cylinders

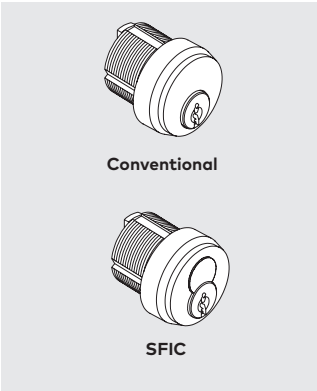

Key-in-Lever Cylinders

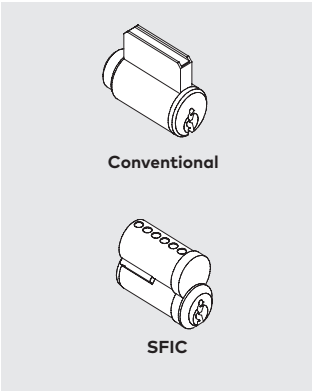

Application	ANSI Function	Cylinder Type	Conventional (Default)	SFIC 7-Pin
Trim				
Sectional Trim (Key-in-Lever)	03, 08	Key-in-lever	70135C	77
3" Wide Plate Trim	03	Rim	80R40SC	87A40
3" Wide Plate Trim	05, 06	Mortise	90X10SC118	97C10138
Pulls	03	Rim	80R40SC	87A40
Device Options				
CD, BA, B4,		Mortise	90X10SC118	97D10138

NOTE:
- For additional information, please refer to Cylinders, Keys, and Keying.

Cylinder Types, Keying Options and Keyways for Removable Mullions and Exit Devices

Cylinder	Option	Description	List Add/Deduct $
Conventional Cylinders (non-interchangeable core)			
D		Keying for exit device or removable mullions with conventional cylinder (default)	
	KD	**Keyed differently to a random combination; SC keyway with 2 keys (default)**	N/C
	KA2	Keyed alike in pairs to a random combination; SC keyway with 2 keys	N/C
	1-Bit	1-bit key (sold separately); SC, SE keyway with 2 key blanks	N/C
	1-Bit	1-bit key (sold separately); D100 keyway — ⊘ **Keys sold separately**	N/C
	0-Bit	Operated by a key blank; CA, CD, CE, RA, RB, GA, SF, YA, YG keyways with 2 key blanks	22.00
	NSK	Keyed alike, sets of three or more; SC keyway with 2 keys	22.00
	MKD	Master keyed; SC, SE, or D100 keyway — ⊘ **Keys sold separately**	28.00
	CMK	Construction master keyed single cylinder locks — ⊘ **Keys sold separately**	30.00
L		Keying for exit device or removable mullions less conventional cylinder	Deduct 30.00
Interchangeable Core Cylinders			
T		Keying for exit device or removable mullions with keyed temporary SFIC construction core Keying for exit trim with keyed temporary SFIC construction core (cores may be returned for a full refund) — ⊘ **Keys sold separately**	63.00
J		Keying for exit device or removable mullions with disposable plastic SFIC construction core	N/C
C		Keying for exit device or removable mullions with combinated SFIC core installed at factory[1] Keying for exit trim with combinated core installed at factory; BA (default), BB, BC, BD, BE, BF, BG, BH, BJ, BK, BL, BM, BQ, D100 keyway — ⊘ **Keys sold separately**	71.00
G		Schlage LFIC — Housing with keyed temporary Schlage LFIC construction core (Core may be returned for full refund) — ⊘ **Keys sold separately**	63.00
F		Schlage LFIC — Housing with combinated Schlage LFIC installed at the factory (SC keyway) — ⊘ **Keys sold separately**	71.00
Cylinder Housings Less Cores			
R		Housing prepared for Schlage FSIC	15.00
X7		Housing prepared for Sargent XC 7P and Arrow Choice 7P SFIC	15.00
X6		Housing prepared for Arrow Choice 6P SFIC	15.00

1. For uncombinated cores, **UNC** cores must be ordered separately, see **Cylinders, Keys & Keying.** Exits/trim will be supplied w/ plastic construction core, Option J.
⊘ Denotes keys must be ordered separately.

Cut Keys Ordered Separately

Part #	Description	List $
45101	SFIC Cut key — Change key, master key, construction master key, or control key; BA, BB, BC, BD, BE, BF BG, BH, BJ, BK, BL, BM, BQ, SC, SE keyways	13.00
45401	SFIC Cut key — Change key, master key, or control key; D100 keyways — D100 etc.	18.00
45404	CONV/LFIC Cut key — 1 bit key for operating 1 bit cylinders — SC, SE keyways	10.00
45405	LFIC Cut key — 1 bit control key (to install/remove "0-bit" LFIC cores) — SC keyway	10.00
44101SC	CONV/LFIC Key blank — SC keyway	7.00
44104SC	LFIC Key blank — Control key (to install/remove LFIC Cores) — SC keyway	9.00

NOTES:
- Distribution of SKC keys (listed as D100) is restricted. See Cylinders, Keys & Keying section for SKC policies.
- For additional information, please refer to Cylinders, Keys, and Keying
- See Keys and Key Blanks section for complete list.

Mullions

Item	Description	List $
Aluminum Mullions × 628 (clear anodized), 1-5/8" × 2-5/8"		
1310-8	8'	1,303.00
1310-8 × 443	8', recessed strike	1,519.00
WS1310-8	8', weatherstrip	1,387.00
WS1310-8 × 443	8', weatherstrip and recessed strike	1,534.00
1310-10	10'	1,387.00
1310-10 × 443	10', recessed strike	1,665.00
WS1310-10	10', weatherstrip	1,519.00
WS1310-10 × 443	10', weatherstrip and recessed strike	1,759.00
Aluminum Mullions × 695 (painted), 1-5/8" × 2-5/8"		
1310-8	8'	1,582.00
1310-8 × 443	8', recessed strike	1,792.00
WS1310-8	8', weatherstrip	1,665.00
WS1310-8 × 443	8', weatherstrip and recessed strike	1,893.00
1310-10	10'	1,712.00
1310-10 × 443	10', recessed strike	1,940.00
WS1310-10	10', weatherstrip	1,826.00
WS1310-10 × 443	10', weatherstrip and recessed strike	1,842.00
Steel Mullions × 600 (primed for paint), 1-1/2" × 2-1/2"		
1330-8	8'	655.00
1330-10	10'	687.00
Steel Mullions × 600 (primed for paint), 2" × 3"		
1300-8	8'	849.00
F1300-8	8', fire-rated	1,094.00
F1300-10	10', fire-rated	1,459.00
1340KR-8	8', key removable (includes standard cylinder using 01 cam)	1,435.00
F1340KR-8	8', fire-rated mullion, key removable (includes standard cylinder using 01 cam)	1,681.00
F1340KR-10	10', fire-rated mullion, key removable (includes standard cylinder using 01 cam)	1,968.00
1300-10	10', fire-rated	979.00
1340KR-EL	8', key removable, electrified mullion	1,665.00
1340KR-10	10', key removable (includes standard cylinder using 01 cam)	1,519.00
1340KR-EL-10	10', key removable, electrified mullion	1,746.00
HC1300-8	8', design pressure rated 80PSF for openings up to 8' × 8' with HC9300 device.	1,582.00
Mullion Storage Kit		
1340SK	Storage kit for 1340/F1340 Series key removable mullion.	427.00

Cylinders for 1340KR/F1340KR Mullions and 1340SK Storage Kit

Type	Standard	7-pin IC	Cam
Mortise	90X01SC118	97D01BA138	01 (AR)

DKPS Power Supply Series

Ordering Guide

DKPS-4A

DKPS Power Supply Series

Item	Description	List $
DKPS-2A	110 V/2.0 A @ 24 VDC filter/reg, class 2 selectable output	849.00
DKPS-4A	110 V/4.0 A @ 24 VDC filter/reg, class 2 selectable output, (2) 2.0 A or (1) 4.0 A	1,570.00
DKPS-6A	110 V/6.0 A @ 24 VDC filter/reg, class 2 selectable output, (3) 2.0 A or (1) 6.0 A	1,890.00
PS502RF-220	220V/1.0 A @ 24 VDC filter/reg, class 2 selectable output	863.00

DKPS Series Specifications

Features	DKPS-2A	DKPS-4A	DKPS-6A
Enclosure dimensions	Metric 338mm X 448mm X 110mm, Standard 13-5/16" X 17-41/64" X 4-21/64"		
UL294, CAN/ULC -60839-11-1	Y	Y	Y
CAN/ULC-S533, CE, FCC	Y	Y	Y
Input Requirements	100-240VAC, 50-60Hz. 2.4A Max draw	100-240VAC, 50-60Hz. 1.8A Max draw	100-240VAC, 50-60Hz. 2.5A Max draw
Output Performance	2.5 Amps continuous supply current at Nominal 12/24 VDC	4 Amps continuous supply current at Nominal PF 0.6 at nominal 12/24 VDC	6 Amps continuous supply current at Nominal PF 0.6 at nominal 12/24 VDC
Battery Back-Up Charger (ordered separately)	Standard	Standard	Standard
Keyed Cabinet	Standard (Keyed alike)	Standard (Keyed alike)	Standard (Keyed alike)
LED Power Status Indicator	Standard	Standard	Standard
Fire Alarm Termination	Standard	Standard	Standard
Power Distribution Board	4 Outputs	8 Outputs	8 Outputs
Warranty	Limited Lifetime		

DKPS Power Supply Series

Ordering Guide



DKPS-2A

Options

Item	Description	List $
BB12-4	4.5 Ahr battery backup for 12 V	82.00
BB12-7	7 Ahr battery backup for 12 V	126.00
BB24-4	4.5 Ahr battery backup for 24 V	161.00
BB24-7	7 Ahr battery backup for 24 V	246.00

Power Supplies for Use with Exit Devices

Item	Description	List $
ES100	110 V/24 VDC, 6 A surge, 0.65 A continuous per zone. Use with delayed egress (DE) exit device or LFSC/LFSF electrified exit device trim.	951.00
PS501	110 V/36 VDC, 14-18 A surge, 2 A continuous per zone. Use with solenoid latch retraction (ES) exit devices (UL requirement)	1,117.00
AD100	220 V/24 VDC, 6 A surge, 0.65 A continuous per zone. Use with solenoid latch retraction (ES) exit devices (UL requirement)	1,117.00
PS406BB*	Power supply with battery backup solenoid latch retraction	1,593.00

Note: PS406BB can only be used with latch retraction option

Power Supply Options for Use with Exit Devices

Item	Description	List $
ES101	Delay module (ES100 only)	209.00
ES103	Relay module (ES100 only)	133.00
ES105	Power transfer (recommended for ES and DE option)	320.00
ES2	Power card (PS501 only), powers an additional 2 devices (4 total)	609.00

Electric Strikes, Electromagnetic Locks & Shear Locks

In July 2023, all electric strike and electromagnetic lock products was made available via dormakaba RCI Electronic Locking Hardware. This change provides customers with access to electronic controls such as electric strikes and electromagnetic locks but also a robust product offering including power supplies, switches, specialty locks, readers and credentials found within the dormakaba RCI product line.

Contact your dormakaba sales representative for further details or to inquire about sales enablement.

AC Series

Available Items

AC200 Keypads

Item	Description	List $
AC217 630	Keypad, Indoor 120 user code, satin stainless face plate	691.00
AC217 605	Keypad, Indoor 120 user code, bright brass face plate	882.00
AC225 630	Keypad, Outdoor, 480 user code, satin stainless face plate	1,004.00

AC217

AC225

Red Mushroom Push Buttons

Available Items

Item	Color	Label	Diameter	Faceplate	Switch	Faceplate Finish	List $
PB RE2 MA 628	Red	Exit	1-9/16"	Narrow	Maintained	Brushed Aluminum	248.00
PB RE2 MO 628	Red	Exit	1-9/16"	Narrow	Momentary	Brushed Aluminum	248.00
PB RE2 MA 710	Red	Exit	1-9/16"	Narrow	Maintained	Dark Bronze	248.00
PB RE2 MO 710	Red	Exit	1-9/16"	Narrow	Momentary	Dark Bronze	248.00
PB EP0 PA 630	Red	Push to exit	1-5/8"	Narrow	Momentary with pneumatic time delay	Satin Stainless	736.00
PB RE3 MA 628	Red	Exit	1-9/16"	Single Gang	Maintained	Brushed Aluminum	248.00
PB RE3 MO 628	Red	Exit	1-9/16"	Single Gang	Momentary	Brushed Aluminum	248.00
PB RE3 MA 710	Red	Exit	1-9/16"	Single Gang	Maintained	Dark Bronze	248.00
PB RE3 MO 710	Red	Exit	1-9/16"	Single Gang	Momentary	Dark Bronze	248.00
PB E03 MA 628	Red	Exit	2-3/8"	Single Gang	Maintained	Brushed Aluminum	288.00
PB E03 MO 628	Red	Exit	2-3/8"	Single Gang	Momentary	Brushed Aluminum	288.00
PB E03 MA 710	Red	Exit	2-3/8"	Single Gang	Maintained	Dark Bronze	288.00
PB E03 MO 710	Red	Exit	2-3/8"	Single Gang	Momentary	Dark Bronze	288.00
PB EP3 PA 630	Red	Push to exit	1-5/8"	Single Gang	Momentary with pneumatic time delay	Satin Stainless	680.00

Accessories

Item	Description	
TD-ADJ	Field Selectable Timer — 0–30 seconds — wire inline	146.00
TD-FIX	Fixed Timer — 30 seconds — wire inline	146.00
SBX	Surface mounting box, single gang — PBBH2 MO 630 SBX	99.00

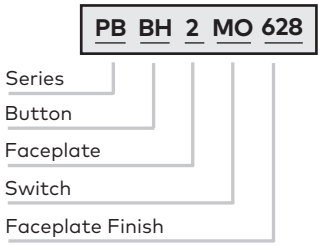

Single Gang #3 Faceplate

PBEO

PBRE

PBEP

Blue Mushroom Push Buttons

Available Items

Item	Color	Label	Diameter	Faceplate	Switch	Faceplate Finish	List $
PB BH2 MA 628	Blue	Handicap	1-9/16"	Narrow	Maintained	Brushed Aluminum	248.00
PB BH2 MO 628	Blue	Handicap	1-9/16"	Narrow	Momentary	Brushed Aluminum	248.00
PB BH2 MA 710	Blue	Handicap	1-9/16"	Narrow	Maintained	Dark Bronze	248.00
PB BH2 MO 710	Blue	Handicap	1-9/16"	Narrow	Momentary	Dark Bronze	248.00
PB HP2 PA 630	Blue	Handicap	1-5/8"	Narrow	Momentary with pneumatic time delay	Satin Stainless	736.00
PB BH3 MA 628	Blue	Handicap	1-9/16"	Single Gang	Maintained	Brushed Aluminum	248.00
PB BH3 MO 628	Blue	Handicap	1-9/16"	Single Gang	Momentary	Brushed Aluminum	248.00
PB BH3 MA 710	Blue	Handicap	1-9/16"	Single Gang	Maintained	Dark Bronze	248.00
PB BH3 MO 710	Blue	Handicap	1-9/16"	Single Gang	Momentary	Dark Bronze	248.00
PB HO3 MA 628	Blue	Handicap	2-3/8"	Single Gang	Maintained	Brushed Aluminum	288.00
PB HO3 MO 628	Blue	Handicap	2-3/8"	Single Gang	Momentary	Brushed Aluminum	288.00
PB HO3 MA 710	Blue	Handicap	2-3/8"	Single Gang	Maintained	Dark Bronze	288.00
PB HO3 MO 710	Blue	Handicap	2-3/8"	Single Gang	Momentary	Dark Bronze	288.00
PB HP3 PA 630	Blue	Handicap	1-5/8"	Single Gang	Momentary with pneumatic time delay	Satin Stainless	680.00

Accessories

Item	Description	
TD-ADJ	Field Selectable Timer — 0–30 seconds — wire inline	146.00
TD-FIX	Fixed Timer — 30 seconds — wire inline	146.00
SBX	Surface mounting box, single gang — PBBH2 MO 630 SBX	99.00

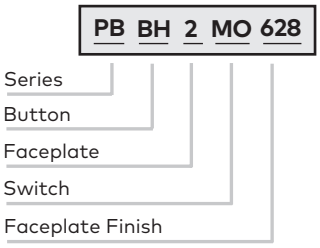

Single Gang #3 Faceplate

Narrow #2 Faceplate

PBHO

PBBH

PBHP

Illuminated Push Buttons

Available Items

Item	Button	Faceplate	Switch	Faceplate Finish	List $
PB 731 MO 630	2" × 2" LED	Single Gang	Momentary	Brushed Stainless	95.00
PB 752 MO 628	1" × 1" LED	Narrow	Momentary	Brushed Aluminum	305.00
PB 752 MO 710	1" × 1" LED	Narrow	Momentary	Dark Bronze	305.00

Accessories

Item	Description	
TD-ADJ	Field Selectable Timer — 0–30 seconds — wire inline	146.00
TD-FIX	Fixed Timer — 30 seconds — wire inline	146.00
SBX	Surface mounting box, single gang — PB731 MO 630 SBX	99.00

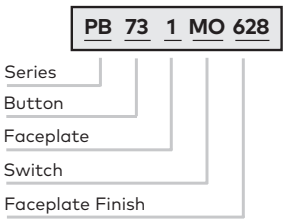

PB73

PB75

Rotary/Key Release Switches

Ordering Guide

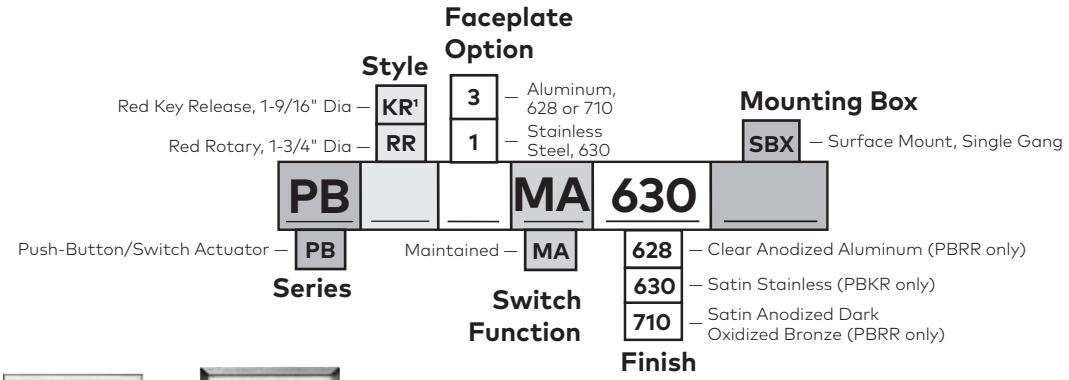

PBRR

PBKR

1. PBKR Key Switch uses a disc tumbler style cylinder. This style cylinder can NOT be configured into the building master key system.

Item	Description	630 Finish $	628 Finish $	710 Finish $
Red Rotary/Key Release Switches, 12/24 VDC				
PBRR	1-3/4" Dia MA, 2A SPDT, rotary release, single gang aluminum	276.00	251.00	246.00
PBKR	1-9/16" Dia MA, 2A SPDT, key release, single gang stainless steel	—	—	—

Mounting Box Options for PB Series

Item	Description	List $
SBX	Surface Mount	87.00

39 Series Sounders

Ordering Guide

Type

- 032 — Audible Alert, Narrow
- 033 — Audible Alert
- 14 — Sounder, White
- 14W — Sounder, Red w/ Weatherproof Gasket

Series

Alerts/Sounders/Specialty Switches — 39

39 _____ 628

- 628 — Clear Anodized Aluminum (39032 & 39033 only)
- 710 — Satin Dark Bronze Anodized (39032 & 39033 only)

Finish

39032

39033

3914/3914W

39 Series Alerts/Sounders/Specialty Switches

Item	Description	630 Finish $	628 Finish $	710 Finish $
Alerts				
39032	Audible alert, narrow	235.00	235.00	257.00
39033	Audible alert	235.00	235.00	257.00
Sounders				
3914	Sounder, red w/ weatherproof gasket	—	—	—
3914W	Sounder, white	—	—	—

KS Series

Ordering Guide

KS | ___ | ___ | ___ | ___ | **628** | ___ | **D** | **XXXX**

Series
- Key Switch Actuator — **KS**

Faceplate Options
- Narrow Aluminum[1] — **5**
- Single Gang Aluminum — **8**

Switch Function
- **01** — MA SPDT
- **02** — MO SPDT
- **03** — MA DPDT
- **04** — MO DPDT
- **07** — 2 MO SPDT
- **08** — 1 MO SPDT/ 1 MA SPDT
- **17** — 2 MO SPDT Reset/Bypass

Timer Options[2]
- 30 Sec Adjustable — **EA**
- 30 Sec Fixed — **EF**

Key Switch Options
- **L2** — 2 Bicolor LEDs (Red/Green)
- **L1** — Bicolor LED (Red/Green)

Finish
- **628** — Clear Anodized Aluminum
- **710** — Satin Dark Bronze Aluminum

Mounting Box
- **SBX** — Surface Mount, Single Gang

XXXX
- **T** — Temporary SFIC
- **J** — SFIC (Less Core)
- **C** — SFIC (With Core)
- **L** — Less Cylinder
- **D** — Conventional Cylinder
- **G** — Temporary Schlage LFIC
- **R** — Schlage LFIC (less core)
- **F** — Schlage LFIC
- **X6** — Arrow Choice 6P SFIC (Less Core)
- **X7** — Sargent XC 7P and Arrow Choice 7P SFIC (Less Core)

See Brochure for Keying Options

1. Faceplate option 5 only available with switch functions **01** and **02**.
2. Timer options only available with switch function **02**.
3. List price includes default conventional cylinder.

KS8 Single Gang Aluminum

KS5 Narrow Aluminum

KS Series Key Switches

Item	Description	List $
KS800 Series Single Gang Aluminum		
KS801	MA SPDT	280.00
KS802	MO SPDT	280.00
KS 802 EA	MO SPDT, electronic timer, 1–30 sec adjustable	430.00
KS 802 EF	MO SPDT, electronic timer, 30 sec fixed	430.00
KS 803	MA DPDT	280.00
KS 804	MO DPDT	280.00
KS 503	MA DPDT	280.00
KS 504	MA DPDT	280.00
KS807	MO (2) SPDT	353.00
KS808	MO SPDT/MA SPDT	353.00
KS817	MO (2) SPDT, labeled Reset/Bypass	353.00
KS500 Series Narrow Aluminum		
KS501	MA SPDT	280.00
KS502	MO SPDT	280.00
KS502 EA	MO SPDT, electronic timer, 1–30 sec adjustable	430.00
KS502 EF	MO SPDT, electronic timer, 30 sec fixed	430.00
KS 502 PA	(2) SPDT, pneumatic timer, 2–60 sec adjustable	758.00

Options

Item	Description	List Add $
Key Switch Options		
L1	One (1) bicolor (red/green) LED added to faceplate	38.00
Mounting Box Options		
SBX	Surface mount, single gang	99.00

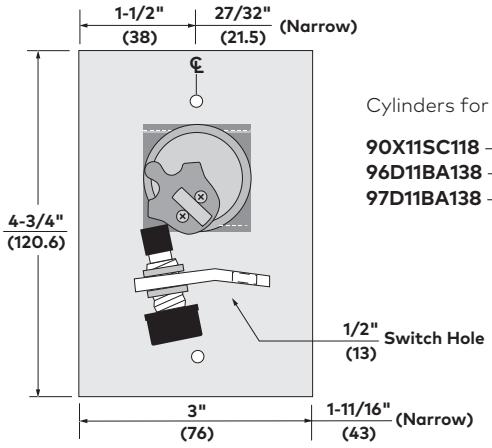

Cylinders for use with all single key switches:

90X11SC118 — 6-pin mortise
96D11BA138 — 6-pin SFIC mortise
97D11BA138 — 7-pin SFIC mortise

Cylinder, Keying, and Keyway Options for KS Series

Cylinder	Option	Description	Examples	List Add/Deduct $
Conventional Cylinders (non-interchangeable core)				
		Keying with conventional cylinder (default)	KS02628	
	KD	**Keyed differently to a random combination; SC keyway with 2 keys (default)**		N/C
	KA2	Keyed alike in pairs to a random combination; SC keyway with 2 keys		N/C
	NSK	Keyed alike, sets of three or more; SC keyway with 2 keys		25.00
	NS2	Keyed alike double cylinder locks; SC keyway with 2 keys		44.00
	1-Bit	Operated by 1-bit cut key; SC, SE keyway with 2 key blanks (order 1-bit key separately)		25.00
	0-Bit	Operated by 0-bit key; D100 keyway — ⊘ **Keys sold separately**		25.00
	0-Bit	Operated by 0-bit cut key; AA, CA, CB, CC, CD, CE, RA, RB, GA, SF, YA, YG keyways with 2 key blanks		25.00
	MKD	Master keyed; SC, SE, or D100 keyway — ⊘ **Keys sold separately**		30.00
	MK2	Master keyed double cylinder lock; SC, SE, or D100 keyway — ⊘ **Keys sold separately**		57.00
	CMK	Construction master keyed single cylinder locks — ⊘ **Keys sold separately**		33.00
	CM2	Construction master keyed double cylinder locks — ⊘ **Keys sold separately**		64.00
L		Keying less conventional cylinder	KS02628L	Deduct 32.00

Interchangeable Core Cylinders		
T	SFIC — Housing with keyed temporary SFIC construction core (Core may be returned for a full refund) — ⊘ **Keys sold separately**	72.00
J	SFIC — Housing with disposable plastic SFIC plug	N/C
C	SFIC — Housing with combinated SFIC core installed at the factory[1]; BA (default), BB, BC, BD, BE, BF, BG, BH, BJ, BK, BL, BM, BQ, D100 keyway — ⊘ **Keys sold separately**	77.00
G	Schlage LFIC — Housing with keyed temporary Schlage LFIC construction core (Core may be returned for full refund) — ⊘ **Keys sold separately**	72.00
R	**Schlage LFIC — Housing less core**	—
F	Schlage LFIC — Housing with combinated Schlage LFIC installed at the factory (SC keyway) — ⊘ **Keys sold separately**	77.00
Cylinder Housings Less Cores		
R	Housing prepared for Schlage LFIC	17.00
X7	Housing prepared for Sargent XC 7P and Arrow Choice 7P SFIC	17.00
X6	Housing prepared for Arrow Choice 6P SFIC	17.00

1. For uncombinated cores, **UNC**, cores must be ordered separately.
⊘ Denotes keys must be ordered separately

Cut Keys Ordered Separately

Item	Description	List $
45101	SFIC Cut key — Change key, master key, construction master key, or control key; BA, BB, BC, BD, BE, BF, BG, BH, BJ, BK, BL, BM, BQ, SC, SE keyways	13.00
45401	SFIC Cut key — Change key, master key, or control key; D100 keyways — D100 etc.	18.00
45404	CONV/LFIC Cut key —1-bit key for operating 1-bit cylinders — SC, SE keyways	10.00
45405	LFIC Cut key — 1-bit control key (to install/remove "1-bit" LFIC cores) — SC keyway	10.00
44101SC	CONV/LFIC Key blank — SC keyway	7.00
44104SC	LFIC Key blank — Control key (to install/remove LFIC Cores) — SC keyway	9.00

NOTES:
- Distribution of SKC keys (listed as D100) is restricted. See Cylinders, Keys & Keying section for SKC policies
- See Keys and Key Blanks section for complete list.

Accessories

Available Items

Item	Description		List $
Power Transfer			
ES105	Power transfer conduit — satin chrome finish		326.00
Flex Loops			
3118 628	Loop, 18", surface mount flex, satin aluminum finish		66.00
3118 695	Loop, 18" flex, surface mount, less wires, dark bronze painted		95.00
3118 714	Loop, 18" flex, surface mount, less wires, white painted		95.00
3218 630	Loop, 18" flex, heavy duty, less wires, satin stainless		123.00
Wired Hinges		**STD**	**DPS**
PTH4 626 / PTH4 DPS 626	Hinge, 4 wire power transfer, 4-1/2" × 4-1/2", satin chrome finish	462.00	610.00
PTH4 613 / PTH4 DPS 613	Hinge, 4 wire power transfer, 4-1/2" × 4-1/2", dark bronze finish	462.00	610.00
PTH4 605 / PTH4 DPS 605	Hinge, 4 wire power transfer, 4-1/2" × 4-1/2", bright brass finish	462.00	610.00
PTH6 626 / PTH6 DPS 626	Hinge, 6 wire power transfer, 4-1/2" × 4-1/2", satin chrome finish	724.00	686.00
PTH6 613 / PTH6 DPS 613	Hinge, 6 wire power transfer, 4-1/2" × 4-1/2", dark bronze finish	724.00	686.00
PTH6 605 / PTH6 DPS 605	Hinge, 6 wire power transfer, 4-1/2" × 4-1/2", bright brass finish	724.00	686.00
PTH10 626 / PTH10 DPS 626	Hinge, 10 wire power transfer, 4-1/2" × 4-1/2", satin chrome finish	748.00	765.00
PTH10 613 / PTH10 DPS 613	Hinge, 10 wire power transfer, 4-1/2" × 4-1/2", dark bronze finish	748.00	765.00
PTH10 605 / PTH10 DPS 605	Hinge, 10 wire power transfer, 4-1/2" × 4-1/2", bright brass finish	748.00	765.00
Wired Pivots			
75200 626 (standard)	Pivot, 3/4" offset intermediate, electrified, 8 wire, satin chrome finish		924.00
75200 605	Pivot, 3/4" offset intermediate, electrified, 8 wire, bright brass finish		924.00
75200 606	Pivot, 3/4" offset intermediate, electrified, 8 wire, satin brass finish		924.00
75200 611	Pivot, 3/4" offset intermediate, electrified, 8 wire, bright bronze finish		924.00
75200 612	Pivot, 3/4" offset intermediate, electrified, 8 wire, satin bronze finish		924.00
75200 613	Pivot, 3/4" offset intermediate, electrified, 8 wire, dark bronze finish		924.00
75200 619	Pivot, 3/4" offset intermediate, electrified, 8 wire, satin nickel finish		924.00
75200 625	Pivot, 3/4" offset intermediate, electrified, 8 wire, bright chrome finish		924.00
E80622 630 (Standard)	Pivot, center hung top, electrified, 2 wire, satin chrome finish		1,007.00
E80622 605	Pivot, center hung top, electrified, 2 wire, bright brass finish		1,007.00
E80622 606	Pivot, center hung top, electrified, 2 wire, satin brass finish		1,007.00
E80622 611	Pivot, center hung top, electrified, 2 wire, bright bronze finish		1,007.00
E80622 612	Pivot, center hung top, electrified, 2 wire, satin bronze finish		1,007.00
E80622 613	Pivot, center hung top, electrified, 2 wire, dark bronze finish		1,007.00
E80622 619	Pivot, center hung top, electrified, 2 wire, satin nickel finish		1,007.00
E80622 629	Pivot, center hung top, electrified, 2 wire, bright stainless finish		1,007.00
E80622 689	Pivot, center hung top, electrified, 2 wire, aluminum painted finish		1,007.00
E80622 695	Pivot, center hung top, electrified, 2 wire, dark bronze painted finish		1,007.00
E80624 630 (Standard)	Pivot, center hung top, electrified, 4 wire, satin chrome finish		1,007.00
E80624 605	Pivot, center hung top, electrified, 4 wire, bright brass finish		1,007.00
E80624 606	Pivot, center hung top, electrified, 4 wire, satin brass finish		1,007.00
E80624 611	Pivot, center hung top, electrified, 4 wire, bright bronze finish		1,007.00
E80624 612	Pivot, center hung top, electrified, 4 wire, satin bronze finish		1,007.00
E80624 613	Pivot, center hung top, electrified, 4 wire, dark bronze finish		1,007.00
E80624 619	Pivot, center hung top, electrified, 4 wire, satin nickel finish		1,007.00
E80624 629	Pivot, center hung top, electrified, 4 wire, bright stainless finish		1,007.00
E80624 689	Pivot, center hung top, electrified, 4 wire, aluminum painted finish		1,007.00
E80624 695	Pivot, center hung top, electrified, 4 wire, dark bronze painted finish		1,007.00

Request to Exit Touch Bars (No latch assembly)

		628, 711	605, 629, 630
Item	**Description**	**Standard Finish $**	**Plated Finish $**
MSD550	Exit touch bar with mechanical switch (power transfer required), 628 or 711 finish standard, optional plated finishes 605, 629, 630	628.00	998.00

Timers/Relays

Item	Description	List $
14-2	7-day programmable timer with memory and battery back-up. Specify 12 or 24 V	658.00
TD-ADJ	0-30 second adjustable timer	147.00
TD-FIX	30 second fixed timer	147.00
TDM	Time delay module sequencer relay	401.00

Desk Switches

Item	Description	List $
PD15-1	MA SPDT	298.00
PD15-2	MO SPDT	205.00
PD15-3	MA SPDT (Toggle)	356.00

Desk Top Models for One or Two Doors

Item	Description	List $
CC401DTM	One Momentary (MO) switch and one LED	598.00
CC402DTM	Two Momentary (MO)switches and two LE Ds	743.00
CC403DTM	One Momentary (MO) and one Maintained (MA) switch and two LEDs	892.00
CC402DTMA	Two Maintained (MA) switches and two LEDs	743.00

Specialty Switches

Item	Description	List $
3909S MA	Rocker switch, maintained	111.00
3909S MO	Rocker switch, momentary	111.00
39043B	Emergency pull station, blue with red pull	306.00
39043Y	Emergency pull station, yellow with red pull	346.00

Desk Top Models for One or Two Doors

Item	Description	List $
DPS11	Adjustable ball type SPDT, 5 amp	124.00
DPS112	Adjustable ball type 2 SPDT, 5 amp	185.00
MC4	Recessed magnetic	76.00
MC4M	Recessed magnetic mounted on plate	236.00
MC7	Biased high security recessed magnetic	185.00

Passive Infrared Egress Control

Item	Description	List $
MS1RV1	Motion sensor (Requires PS1 RMT)	609.00
PS1RMT	Remote control for motion sensor	107.00
MD31DOW	Motion sensor with time delay — off white	609.00
MD31DB	Motion sensor with time delay — black	609.00

Monitor Strikes

Item	Description	List $
MS12	Cylindrical latch monitor, 2-3/4" SPDT	335.00
MS12D	Cylindrical latch monitor, 2-3/4" DPDT	430.00
MS14	Cylindrical latch monitor, 4-7/8" SPDT	335.00
MS14D	Cylindrical latch monitor, 4-7/8" DPDT	430.00
MS16	Mortise lock latch monitor SPDT	335.00
MS16D	Mortise lock latch monitor DPDT	430.00
MS18	Mortise lock dead bolt monitor SPDT	335.00
MS18D	Mortise lock dead bolt monitor DPDT	460.00
MS20	Mortise lock latch and bolt monitor SPDT	430.00
MS20D	Mortise lock latch and bolt monitor DPDT	569.00

ED900 Series

Ordering Guide

Mount/Arm

- T — Pull Side Track Mount, 0"–1" Reveal
- T275 — Pull Side Track Mount, 1" – 2-3/4" Reveal
- J8 — Push Side Top Jab Mount, 0-8" Reveal
- J12 — Push Side Top Jamb Mount, 8–12" Reveal

Options

- PC — Power Cord
- CB — Conduit Box

Model

- 900 — Low Energy Swing Door Operator

Function

- CMP — Companion (Not Powered)

Series

- ED — Power Door Operator

Application

- PR — Pair of Doors 2 ED900s

Cover

- SW — Standard Width
- FWS — Full Width, Sgl. Door, Seamless Cover
- FW2 — Full Width, Sgl.Doors 2 piece cover
- FWPRS — Full Width, Pair of Doors, Seamless Cover
- FWPR3 — Full Width, Pair of Doors, 3-Piece

Finish

- 600 — Primed
- 689 — Aluminum
- 690 — Statuary Bronze
- 691 — Dull Bronze
- 693 — Black
- 695 — Dark Duranodic Bronze
- 696 — Gold
- Custom — Custom Painted Finish
- Designer — Designer Painted Finish

Painted

ED 900 ____ ____ ____ SW ____ 689

Remote Key switch (628 finish) less cylinder

SW
Standard Width 27"; Single Door



FWS
Seamless Full Width Cover, Single Door, From 29" (737 mm) to 48" (1219 mm)



FW2
Full Width Cover, 2-Pieces, Includes 27" SW Cover and extension cover up to 21" (533 mm).



FWPRS
Seamless Full Width Cover for Pair of Doors, From 56" (1422 mm) to 96" (2438 mm)

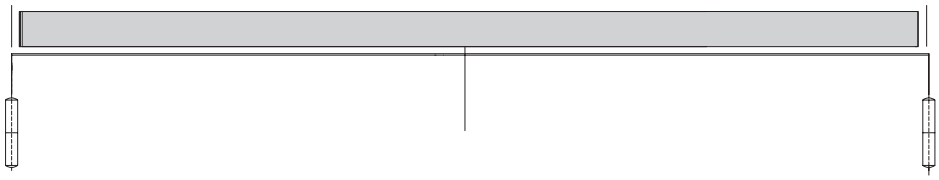

FWPR3
Full Width Pair of Doors, includes two 27" Standard Width Covers, and extension cover to fill remaining opening, up to 35" (889 mm).

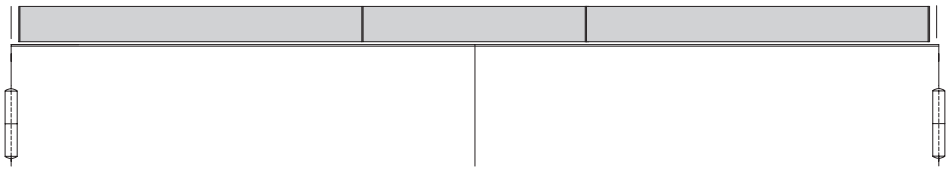

ED900 Series Low Energy Operators

Single Door Applications

Model	Arm	Mounting	List Add Painted $
ED900	T	Pull-side, regular mount, track arm, 0"–1" reveal	9,490.00
ED900	T275	Pull-side, regular mount, track arm, 1"– 2-3/4" reveal	9,747.00
ED900	J8	Push-side, top jamb mount, 0"– 8" reveal, mechanical arm stop	9,490.00
ED900	J12	Push-side, top jamb mount, 8"–12" reveal, mechanical arm stop	9,747.00
Covers			
SW		Standard width cover, 27", included with ED900	N/C
FWS		Full width cover for single door (door widths from 29"–48"), double mode switch and cable included.	409.00
FW2		A 27" standard cover, with field cut cover and mounting plate, (door width up to 48"), seam concealer, double mode switch and cable included.	409.00

Pair of Door Applications (Includes two ED900 Operators)

Model	Arm	Mounting	List Add Painted $
ED900PR	T	Two ED900 operators, pull-side mount with track arms, 0"–1" reveal for pairs of doors	18,973.00
ED900PR	T275	Two ED900 operators, pull-side mount with track arms, 1"– 2-3/4" reveal, for pairs of doors	19,505.00
ED900PR	J8	Two ED900 operators, push-side, top jamb mount arms, 0"– 8" reveal, for pairs of doors	18,973.00
ED900PR	J12	Two ED900 operators, push-side, top jamb mount arms, 8"–12" reveal, for pairs of doors	19,505.00
ED900PRCMP	T	ED900 operator with manual door closer for second door, single full length cover, pull-side mount with track arms, 0"–1" reveal for pairs of doors	15,271.00
ED900PRCMP	T275	ED900 operator with manual door closer for second door, single full length cover, pull-side mount with track arms, 1"–2-3/4" reveal for pairs of doors	15,271.00
ED900PRCMP	J8	ED900 operator with manual door closer for second door, single full length cover, push-side, top jamb mount arms, 0"–8" reveal for pairs of doors	15,271.00
ED900PRCMP	J12	ED900 operator with manual door closer for second door, single full length cover, push-side, top jamb mount arms, 8"–12" reveal for pairs of doors	15,271.00
Covers			
SW		Two standard width covers, 27", for two ED900 operators	N/C
FWPRS		Seamless full width cover for pair of doors (door widths from 56"–96"), includes center mounting plate, control switch wiring harness, synchronizing cable, mode switch with cable, and power harness jumper.	840.00
FWPR3		Two 27" standard covers with field cut cover and mounting plate (door widths from 56"–96"), with seam concealers , control switch wiring harness, synchronizing cable, mode switch with cable, and power harness jumper.	840.00

NOTE: ED900 T, J8, J12 and ED900PR T, J8, J12 models include all axle extension 5/16" (9mm), 3/4" (20mm), 1-1/8" (30mm), and 2-3/8" (60mm).

Options

Item	Description	List Add $
Special Finishes		
Custom Color	Custom painted finish selected from dormakaba RAL color pal book. For details, see dormakaba Finishes Cross Reference, page viii.	
	Per operator, set-up charge **(Net)**	114.00
	Per operator, list add	105.00
Designer Color	Designer painted color matched to supplied samples. Three (3) each, 2" × 2" color chip samples required. For details, see dormakaba Finishes Cross Reference, page viii.	
	Per operator, non-refundable development/set-up charge **(Net)**	402.00
	Per operator, list add	145.00
Electrical Connection Options		
CB	Conduit box (only)	109.00
PC	Power cord (includes conduit box and power cord)	206.00

Accessories

Item	Description	List $
Hard Wired Switches and Accessories		
WS1	Wall Switch — 6" square	488.00
WS 1 LOGO	Wall switch — with wheelchair logo only, 6" square	488.00
WS 1 SQ4	Wall switch, 4-1/2" square	539.00
WS 1 RND4	Wall switch, 4-1/2" round	539.00
WSTLS	Wall switch, touch-less sensor (available in white, gray, black)	827.00
FS 1	Frame switch, 1-3/4" × 4-1/2"	333.00
FS 1 LOGO	Frame switch with wheelchair logo only, 1-3/4" × 4-1/2"	333.00
UMB	Universal mounting box, for surface mounting WS-1, where no junction box is supplied	215.00
UMBFR	Universal mounting box flush mount ring, dress ring for WS-1	145.00
UMBRFT	Universal mounting box only, for 6" square WS/RFT 1 type switches (includes circuit board)	496.00

Item	Description	List $
RF Switches and Accessories		
WSRFT 1	Wall switch — RF 300 MHz, 6" square	794.00
WSRFT 1 LOGO	Wall switch — RF 300 MHz, 6" square, with wheelchair logo only	794.00
WSRFT 1 433	Wall switch — RF 433 MHz, 6" square	776.00
WSRFT 1 433 SQ4	Wall switch — RF 433 MHz, 4-1/2" square	776.00
WSRFT 1 433 RND4	Wall switch — RF 433 MHz, 4-1/2" round	776.00
RFR	RF receiver, 300 MHz, 12 or 24 AC/DC (can be powered from ED900)	550.00
RFR 433	RF receiver, 433 MHz, 12 or 24 VAC/DC, 24AC (can be powered from ED900)	391.00
HHRFT 1 433	Hand held transmitter, 433 MHz	238.00
HHRFT 2 433	Hand held dual transmitter, 433 MHz	327.00
HHRFT 4 433	Hand held four button transmitter, 433 MHz	410.00
KCRFT 2 433	Key chain dual transmitter, 433 MHz	215.00
Miscellaneous Accessories		
SP1	Axle adaptor, zero extension	116.00
SP2	Axle adaptor, 3/4" (20mm) extension	116.00
SP3	Axle adaptor, 1-1/8" (30mm) extension	116.00
SP6	Axle adaptor, 2-3/8" (60mm) extension	135.00
SCRPK, ED900 Track	ED900 track arm, screwpack	25.00
970	Angle bracket	441.00
SCRPK900970	ED900 970 bracket, screwpack	25.00
930	Drop plate for arm shoe	117.00
SCRPK900930	930 drop plate, screwpack	25.00
BSTP25	Bumper/stop (1/4" thick plate)	126.00
BSTP50	Bumper/stop (1/2" thick plate)	126.00
BSTPSHM25	Bumper/stop shim, 1/4" thick	126.00
BSTPSHM50	Bumper/stop shim, 1/2" thick	126.00
BUMPER BLK	Bumper only	46.00
HEXKEY T	Hex key, 5mm, T-handle	34.00
DECAL ED900	Decal, ED900 door set	85.00
PRCONKIT96	Pair connection kit up to 96" opening width	312.00
TERMCONBD	Terminal Connection Board	143.00
T	Pull side track mount arm, 0"–1" reveal	449.00
T275	Pull side deep reveal track mount arm, 1"–2-3/4" reveal	701.00
J8	Push side top jamb mount arm, 0"–8" reveal	449.00
J12	Push side top jamb deep reveal mount arm, 8"–12" reveal	701.00
CAPSCOVS	Plastic endcaps/pinion cover	45.00

ED50LE

The ED50LE low energy swing door operator is easy to install and is the perfect solution for touch-free access applications, offering a true manual door closer experience.

This medium-duty swing door operator can automate new or existing manual swing doors with a wave plate (RCI 946T, 950T Series; 910TC Series or 912 Series), or other "knowing act" device. The ED50LE combines advanced automatic power assist, minimal push forces (as low as ANSI size 1) and reliable closing. Outswing or inswing doors can be adapted for touch-free access with push or pull arms suited to a wide variety of door usage options.

Item	Description	Finish	List $
ED50LE			
7266003	34" Single Operator, PULL ARM	CL - Clear anodized	4,689.00
7266004	34" Single Operator, PULL ARM	DB - Dark bronze anodized	4,689.00
7266005	34" Single Operator, PUSH ARM	CL - Clear anodized	4,689.00
7266006	34" Single Operator, PUSH ARM	DB - Dark bronze anodized	4,689.00

ED100LE

The ED100LE low energy swing door operator is the perfect solution for touch free access applications, a versatile operator ideal for ADA-compliant applications.

This medium or heavy-duty swing door operator can automate new or existing manual swing doors with a wave plate (RCI 946T, 950T Series; 910TC Series or 912 Series) or other "knowing act" device. The ED100LE combines advanced power assist, reliable closing, and special firmware capabilities to help manage the combination of wind and building pressure. With a multitude of adjustable features, you have the flexibility to fine tune the operator to meet opening requirements.

Item	Description	Finish	List $
ED100LE			
7265853	34" Single Operator, PULL ARM	CL - Clear anodized	8,181.00
7265854	34" Single Operator, PULL ARM	DB - Dark bronze anodized	8,181.00
7265855	34" Single Operator, PUSH ARM	CL - Clear anodized	8,181.00
7265856	34" Single Operator, PUSH ARM	DB - Dark bronze anodized	8,181.00

Surface Closers

Product Guide (1 of 2)

SURFACE MOUNTED CLOSERS	Full Cover	Slimline Cover	No Cover
Grade 1 — Cam Action Fully Adjustable (Power) Size	TS93	—	—
Grade 1 — Heavy Duty Fully Adjustable (Power) Size	8900	—	—
	STA8900	—	—
Grade 1 — Fully Adjustable (Power) Size	8600 × FC/FMC/ FCSL	8600 × COV	—
	STA8600 × FC/FMC/ FCSL	STA8600 × COV	—
Grade 1 — Adjustable (Power) Size	7400 × FC/FCSL	7400 × COV	7400
	STA7400 × FC/FCSL	STA7400 × COV	STA7400
Grade 1 — Sized (Power) per Application	—	7300 × COV	7300

Surface Closers

Product Guide (2 of 2)

◯ No	A156.4 Grade1	UL10C	Advanced Cam and Roller Design	Rack and Pinion Design	Stainless	Plated or Decorative Finishes	Standard Painted Finishes	Custom Painted Finishes	Adjustable Power	Fixed Power
TS93	Yes	Yes	Yes	◯	◯	Yes	Yes	Yes	Yes	◯
8900	Yes	Yes	◯	Yes	◯	Yes	Yes	Yes	Yes	◯
STA8900	Yes	Yes	◯	Yes	Yes	Yes	Yes	Yes	Yes	◯
8600	Yes	Yes	◯	Yes	◯	Yes	Yes	Yes	Yes	◯
STA8600	Yes	Yes	◯	Yes	Yes	Yes	Yes	Yes	Yes	◯
7400	Yes	Yes	◯	Yes	◯	Yes	Yes	Yes	Yes	◯
U1500	Yes	Yes	◯	Yes	◯	◯	Yes*	◯	Yes	◯
7300	Yes	Yes	◯	Yes	◯	◯	Yes	Yes	◯	Yes
GSR	Yes	Yes	Yes	◯	◯	Yes	Yes	Yes	Yes	◯

* 689 and 695 only.

TS93 Series

Ordering Guide

Arm Type

171°–180° Pocket Mount left handed	TPKT180L
171°–180° Pocket Mount right handed	TPKT180R
120°–170° Pocket Mount lef handed	TPKT170L
120°–170° Pocket Mount right handed	TPKT170R
90°–119° Pocket Mount	TPKT119
90° Pocket Mount	TPKT90
Track hold open, pull side door mounted heavy-duty spring cushion	STH
Track hold open, push side soffit mounted	PTH
Track hold open, pull side frame mounted	TH
Track, push side soffit mounted heavy-duty spring cushion	SPT
Track, pull side frame mounted heavy-duty spring cushion	ST
Track, push side soffit mounted	PT
Track, pull side frame mounted	T

Fastener Pack

SN3	Sex Nuts for 1-3/8" Door
SN4	Sex Nuts for 1-3/4" Door

Painted

PNT	Special Sprayed Finish (must specify)
696	Gold
695	Dark Duranodic Bronze
693	Black
691	Dull Bronze
690	Statuary Bronze
689	Aluminum
600	Primed

Plated

605	Bright Brass
630	Satin Stainless

TS93 | 15 | T | SN3 | ____ | 689

Model

TS93	

Spring Size

15	Size 1–5
56	Size 5–6

Options

Cushion Stop	CS*

Architectural Finish

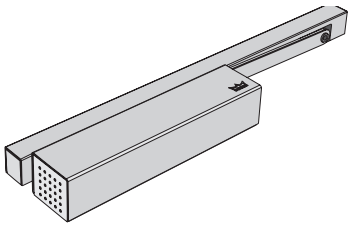

* Available for use with T, TH, PT, PTH arms only.

NOTES:
- All combinations of features and options are not available for all models.
- Please refer to TS93 Series product brochure for details.

Body	Arm	Mounting	Painted Finish $	605/630 $
Slide Track Non-Hold Open				
TS9315, TS9356	T	Door mounted (pull side)	896.00	1,484.00
	PT	Soffit mounted (push side)	896.00	1,484.00
Slide Track Hold Open				
TS9315, TS9356	TH	Door mounted (pull side)	940.00	1,530.00
	PTH	Soffit mounted (push side)	940.00	1,530.00
Slide Track Non-Hold Open w/Spring Cushion				
TS9315, TS9356	ST	Door mounted w/ stop (pull side)	1,289.00	1,945.00
	SPT	Soffit mounted w/ stop (push side)	1,289.00	1,945.00
Slide Track Hold Open w/Spring Cushion				
TS9315, TS9356	STH	Frame mounted w/ stop (pull side)	1,337.00	1,993.00

NOTE: S-track (stop) units ordered in 630 finish are furnished as a combination of 619 and 630 finish components.

Body	Arm	Mounting	Painted Finish $
90° Slide Track/Pocket Pivot Applications			
TS9356	TPKT90	90° track application less pocket pivots For nonfire-rated applications, order (3 ea.) plated finish 75520 pocket pivots, separately For 3-hour fire-rated applications, order (3 ea.) plated finish 75523 pocket pivots, separately	962.00
90°–180° Slide Track/Pocket Pivot Applications			
TS9356	TPKT119	90° to 119°, offset pivots or hinges, closer on door, track in pocket. Order EM504 electromagnet separately.	1,160.00
	TPKT170	120° to 170°, closer on wall in pocket, track on door, right handed. Order EM504 electromagnet separately.	1,227.00
	TPKT180L	171° to 180°, closer on wall in pocket, track on door, left handed. Order EM504 electromagnet separately	1,286.00
	TPKT180R	171° to 180°, closer on wall in pocket, track on door, right handed. Order EM504 electromagnet separately.	1,286.00

Options

(List Price 'add' when ordered with complete closer)

Item	Description	List Add/Deduct $
CS	Cushion stop/bumper to help slow door in normal opening cycle (for T, TH, PT, PTH arms only)	63.00
SN4	(4) each 10-32 aluminum sex nuts for 1-3/8" door	N/C
LSN	Less sex nuts (less SN3 pack)	Deduct 5.00
Custom Color	Custom painted finish selected from RAL color pallet book.For details, see **Finishes Cross Reference**, page viii.	
	per order, setup charge **(Net)**	181.00
	per closer, list add	58.00
Designer Color	Designer painted color matched to supplied samples. Three (3) each 2" × 3" color chip samples required. For details, see **Finishes Cross Reference**, page viii.	
	per order, non-refundable development/ setup charge **(Net)**	436.00
	per closer, list add	58.00

NOTES:
- Painted finish price includes full metal cover with plastic end caps.
- Specify closer and arm designation and finish when ordering
- TS93 packaged (2) units per master carton.
- SN3 sex nuts and (DA) delayed action is standard with all TS93 closers.

8900 Series

Ordering Guide

89	16		AF89		FC	SN1				689

Series

8900	

Spring Size

16	Adjustable 1–6
07	Fixed Size 7
56	Adjustable 5–6
TANDEM	Dual Closer Body System
DA	Delay

Arm Type

AF89P	Flat Form Non-Hold Open, Tri-Pack
AF89J	Flat Form Non-Hold Open, TJ 4"–8" Reveal
AF89	Flat Form Non-Hold Open, Reg./TJ 0"–4" Reveal
AF8MJ	Flat Form Non-Hold Open With Mortise Jamb Bracket
RRA	Flat Form Non-Hold Open, Rigid Regular Mount
FHP	Friction Hold Open, Tri-Pack
FHJ	Friction Hold Open, TJ 4"–8" Reveal
FH	Friction Hold Open, Reg./TJ 0"–4" Reveal
PHP	Plunger Hold Open, Parallel Arm (TJ 1-1/2"–3-1/2" Reveal)
PH	Plunger Hold Open, Reg./TJ 0"–1-1/2" Reveal
DS	Heavy-duty Door Saver Cushion, Parallel
DST	Heavy-duty Door Saver Cushion Thumb Turn Hold Open, Parallel
SDS	Extra Heavy-duty Door Saver Spring Cushion, Parallel
SDST	Extra Heavy-duty Door Saver Spring Cushion Thumb Turn Hold Open, Parallel
IS	Heavy-duty Cushion, Reg./TJ 0"–3-1/2" Reveal
ISH	Heavy-duty Cushion Hold Open, Reg/TJ 0"–3-1/2" Reveal
SIS*	Extra Heavy-duty Spring Cushion Reg./TJ 0"–3-1/2" Reveal
SISH	Extra Heavy-duty Spring Cushion Hold Open, Reg./TJ 0"–3-1/2" Reveal
ISJ	Heavy-duty Cushion, Top Jamb 3-1/2"–6-1/2" Reveal
ISJH	Heavy-duty Cushion Hold Open, Top Jamb 3-1/2"–6-1/2" Reveal
SISJ*	Extra Heavy-duty Spring Cushion, Top Jamb 3-1/2"–6-1/2" Reveal
SISJH	Extra Heavy-duty Spring Cushion Hold Open, Top Jamb 3-1/2"–6-1/2" Reveal
SPA	Super Parallel Arm
SPAT	Super Parallel Arm Thumb Turn Hold Open
SPAS6	Super Parallel Arm Drop Spacer
T	Track, Pull Side Door Mounted
JT	Jamb Track, Pull Side Frame Face Mounted
PT	Push Track, Push Side Soffit Mounted
TDE	Track Double Egress, Pull Side Transom Mounted
FT	Flush Track, Push Side Transom Mounted
TH	Track Hold Open, Pull Side Door Mounted
JTH	Jamb Track Hold Open, Pull Side Frame Face Mounted
PTH	Push Track Hold Open, Push Side Soffit Mounted
TDEH	Track Double Egress Hold Open, Pull Side Frame Face Mounted
FTH	Flush Track Hold Open, Pull Side Frame Face Mounted
TPKT90	Track Application, 90° Pocket Door (8956 only)
AFPKT90	Double Lever Flat Form Arm, 90° Pocket Door (8907 only)
AFPKT180	Double Lever Flat Form, 180° Pocket Door (8907 only)

PA Bracket

PFT	PA Transom
PD	Drop Bracket
MJ*	Mortise Jamb

Body Cover

FC	Full Plastic
FCSL	Full Plastic Slotted
FMC**	Full Metal Cover

Arm Fastener Pack

SN2	Sex Nuts 1-3/4"
SN1	Sex Nuts 1-3/8"

Accessory Plates

DP89	Drop Plate
BP89	Back Plate

Fastener Pack

TX89	Torx Security Pack
SNDPK	Std. and Self-Drilling
DPK89	Self-Drilling
SNTPK	Std. and Self-Tapping
TPK89	Self-Tapping

Other Accessories

AB89	Angle Bracket
NFHD	Narrow Frame Bracket, Heavy Duty
FTHD	Flush Transom Bracket, Heavy Duty
BS	Blade Stop Spacer
BSHD	Blade Stop Heavy Duty

Finish

Plated

605	Polished Brass
606	Satin Brass
611	Polished Bronze
612	Satin Bronze
613	Oxidized Satin Oil Rubbed Bronze
618	Polished Nickel
619	Satin Nickel
625	Polished Chrome
626	Satin Chrome

Painted

600	Primed
689	Aluminum
690	Statuary Bronze
691	Dull Bronze
693	Black
695	Dark Duranodic Bronze
696	Gold
PNT	Special sprayed finish (must specify)***

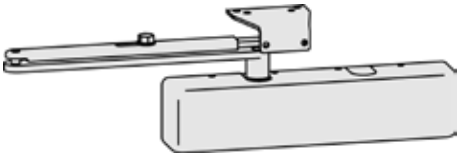

NOTES:

- All combinations of features and options are not available for all models. Please refer to 8900 product brochure for details.
- Non-fire rated, 90TPK (90° pocket) applications require (3 ea.) 75520 pocket pivots, ordered separately.
- Fire rated, 90 TPK (90° pocket) applications require (3 ea.) 75523 pocket pivots, ordered separately.

*When used with flat form non-hold open arms, the MJ bracket must be used with a special length arm. Specify AF8MJ.
**Optional 630 stainless satin finish with stainless base material only available for FMC.
***For optional dormakaba custom color or designer Color Finishes, contact Customer Service.
**** Only in combination with SPA arm and FMC.

Body	Arm	Mounting	Painted Finish $	Plated Finish $
Non-Hold Open				
8916, 8956	**AF89P**	**PA, REG & TJ fpr reveals to 4" (flat)**	748.00	1,250.00
	AF89J	TJ for reveals 4" to 8" (flat)	742.00	1,164.00
	AF89	REG or TJ for reveals to 4" (flat)	735.00	1,156.00
	AF8MJ	REG with mortise jamb bracket (flat)	774.00	—
	RRA	REG, rigid regular mount arm (flat)	824.00	—
Bumper or Spring Cushion				
8916, 8956	DS	Heavy-duty door saver cushion parallel arm	831.00	1,341.00
	DST	w/thumb turn hold open	902.00	1,401.00
	SDS	Extra heavy-duty door saver spring cushion parallel arm	1,047.00	1,681.00
	SDST	w/thumb turn hold open	1,115.00	1,753.00
	IS	Heavy-duty cushion arm, REG and TJ for 0" to 3-1/2" reveal	1,031.00	1,503.00
	ISH	Heavy-duty cushion arm, w/ hold openREG and TJ for 0" to 3-1/2" reveal (not available on 8956)	1,106.00	—
	SIS	Extra heavy-duty spring cushion arm, REG and TJ for 0" to 3-1/2" reveal	1,106.00	1,708.00
	SISH	w/hold open, REG and TJ for 0" to 3-1/2" reveal (not available on 8956)	1,223.00	—
	ISJ	Heavy-duty cushion arm, TJ for 3-1/2" to 6-1/2" reveal	1,068.00	1,532.00
	ISJH	Heavy-duty cushion arm w/hold open, TJ for 3-1/2" to 6-1/2" reveal (not available on 8956)	1,140.00	—
	SISJ	Extra heavy-duty spring cushion arm, TJ for 3-1/2" to 6-1/2" reveal	1,187.00	1,743.00
	SISJH	w/hold open, TJ for 3-1/2" to 6-1/2" reveal (not available on 8956)	1,254.00	—
Heavy Duty PA				
8916, 8956	SPA	Super parallel arm	777.00	1,280.00
	SPAT	w/thumb turn hold open	849.00	1,341.00
	SPAS6	Super parallel arm w/ drop spacer	786.00	—
Hold Open				
8916, 8956	FHP	Friction PA, REG & TJ for reveals to 4"	802.00	—
	FHJ	TJ for reveals 4" to 8"	796.00	—
	FH	REG or TJ for reveals to 4"	792.00	—
	PHP	Plunger PA & TJ for reveals 1-1/4" to 3-1/4"	923.00	1,418.00
	PH	REG or TJ for reveals 0" to 1-1/4"	918.00	1,320.00

* Available in 630 finish only and not intended for corrosive environments.
NOTE: Standard arm configuration is indicated in **bold**.

Body	Arm	Mounting	Painted Finish $	Plated Finish $
Slide Track				
8916, 8956	T	Door mounted (pull side)	796.00	1,280.00
	JT	Frame mounted (pull side)	796.00	1,280.00
	FT	Flush transom mounted (push side)	796.00	1,280.00
	PT	Soffit mounted (push side)	796.00	1,280.00
	TDE	Frame mounted double egress frame (pull side), specify hand	887.00	1,367.00
Track Hold Open				
8916, 8956	TH	Door mounted (pull side)	834.00	1,316.00
	JTH	Frame mounted (pull side)	834.00	1,316.00
	FTH	Flush transom mounted (push side)	834.00	1,316.00
	PTH	Soffit mounted (push side)	834.00	1,316.00
	TDEH	Frame mounted double egress frame (pull side), specify hand	922.00	1,409.00
Pocket Applications				
8956	TPKT90	Track application, 90 degree pocket door	796.00	1,280.00
8907	AFPKT90	Double lever flat form arm, 90 degree pocket door	796.00	1,297.00
	AFPKT180	Double lever flat form arm, 180 degree pocket door	796.00	1,358.00

Options

Item	Description	List Add/Deduct $
DA	Adjustable delayed action (suffix to model)	55.00
FCSL	Full plastic slotted cover (low ceiling conditions)	N/C
FMC	Full metal cover (handed for TJ or T [FMCL/FMCR])	14.00
FMCLL	Full metal cover, lead lined. Handed & non-handed.	168.00
SN2	(4) each 1/4-20 aluminum sex nuts for 1-3/8" thick door	N/C
LSN	Less sex nuts (less SN1 pack)	Deduct 5.00
DPK89	All fasteners to be self-drilling (in lieu of standard fasteners)	N/C
SNDPK	Standard fasteners and DPK89	20.00
TPK89	All fasteners to be self-tapping (in lieu of standard fasteners)	N/C
SNTPK	Standard fasteners and TPK89	20.00
TX89	All exposed fasteners to be Torx security fasteners (n/a with track applications)	45.00
TANDEM	Dual closer body system for extra heavy or wide doors or doors with difficult air handling conditions 8916 or 8956 (select one). SPA, FMC.	859.00
TANDEM	Dual closer body system for extra heavy or wide doors or doors with difficult air handling conditions. 8907, SPA, FMC.	897.00
Custom Color	Custom painted finish selected from RAL color pallet book. For details, see **Finishes Cross Reference**, page viii.	
	per order, setup charge (Net)	165.00
	per closer, list add	55.00
Designer Color	Designer painted color matched to supplied samples. Three (3) each 2" × 3" color chip samples required. For details, see **Finishes Cross Reference**, page viii.	
	per order, non-refundable development/setup charge (**Net**)	395.00
	per closer, list add	55.00

NOTES:
- All painted components w/plated line item will be painted complementary finish.
  Example: For a line item ordered w/plated 626 FMC only, all other components will be 689.
- Painted finish price includes full plastic cover.
- Plated finish price includes optional full metal cover.
- Specify closer and arm designation, hand (when required), finish, and options when ordering.
  All spring cushion, heavy-duty PA, tracks, and top jamb (J) configurations packaged (4) units per master carton.
- All others are packaged (6) units per master carton.
- FMC is only cover available in plated finishes.
- Sex nuts for 1-3/4" door (SN1) furnished standard with all 8900 and included in price. Specify (SN2) for 1-3/8" door.

Accessories

Item	Description	List $
BP89	Backplate for top jamb with frame < 2-7/8" wide	52.00
DP89	Drop plate for PA where top rail is < 5-3/4"	52.00
AB89	Angle bracket for closer with full plastic cover	93.00
PFT	Parallel flush transom bracket	40.00
PD	Parallel drop bracket, non-hold open arms (AF89 only)	52.00
MJ✎✎	Mortised jamb bracket, non-hold open arms (AF89 only)	38.00
BS	Blade stop spacer (P89, PHB, and PD)	38.00
BSHD	Blade stop spacer for use with heavy duty door saver and super parallel arms	47.00
NFHD	Narrow frame bracket for use with heavy duty door saver and super parallel arms	42.00
FTHD	Flush transom bracket for use with heavy duty door saver and super parallel arms	72.00

✎✎ When used with flat form non-hold open arms, the MJ bracket must be used with a special length arm. Specify AF8MJ for 8600 or 8900 Series closers.

8600 Series

Ordering Guide

Series 8600 | **Spring Size** (Adjustable 1–6) 16 | Delay – DA | **Cover** | **Arm Fastener Pack** | **Fastener Pack**

Cover	
COV	Slim Cover
FC	Full Plastic
FCSL	Full Plastic Slotted
FMC**	Full Metal Cover

Arm Fastener Pack	
LSN	Less Sex Nuts
SNB2	Sex Nuts & Machine Screws, 1-3/8"
SNB1	Sex Nuts & Machine Screws, 1-3/4"

Fastener Pack	
AWS	All Wood Screws
TX86	Torx Security Pack
SNTPK	Std. and Self-Tapping
TPK86	Self-Tapping
SNDPK	Std. and Self-Drilling
DPK86	Self-Drilling
COMBO	Wood/Machine Screw Combination

86	16		AF86P		COV	SNB1			689

Arm Type	
AF86P	Flat Form Non-Hold Open, Tri-Pack
AF86J	Flat Form Non-Hold Open, TJ 4"–8" Reveal
AF8MJ	Flat Form Non-Hold Open With Mortise Jamb Bracket
AF86	Flat Form Non-Hold Open, Reg./TJ 0"–4" Reveal
ARP	Round Arm Non-Hold Open, Tri-Pack
ARNP	Round Arm Non-Hold Open, Narrow Profile, Reg./TJ 0"–4" Reveal
ARNPJ	Round Arm Non-Hold Open, Reg. 4"-8" Reveal, Narrow Profile
ARNPP	Round Arm Non-Hold Open, Tri-pack, Narrow Profile
ARJ	Round Arm Non-Hold Open, TJ 4"–8" Reveal
AR	Round Arm Non-Hold Open, TJ 0"–4" Reveal
AO8P	Round Arm Secure Non-Hold Open, Tri-Pack
AO8	Round Arm Secure Non-Hold Open, Reg./TJ 0"–4" Reveal
FHP	Friction Hold Open, Tri-Pack
FHJ	Friction Hold Open, TJ 4"–8" Reveal
FH	Friction Hold Open, Reg./TJ 0"–4" Reveal
PHP	Plunger Hold Open, Parallel and TJ (1-1/2"–3-1/2" Reveal)
PH	Plunger Hold Open, Reg./TJ 0"–1-1/2" Reveal
DS	Heavy-duty Door Saver Cushion, Parallel
DST	Heavy-duty Door Saver Cushion Thumb Turn Hold Open, Parallel
SDS	Extra Heavy-duty Door Saver Spring Cushion, Parallel
SDST	Extra Heavy-duty Door Saver Spring Cushion Thumb Turn Hold Open, Parallel
IS	Heavy-duty Cushion, Reg./TJ 0"–3-1/2" Reveal
ISH	Heavy-duty Cushion Hold Open, Reg/TJ 0"–3-1/2" Reveal
SIS*	Extra Heavy-duty Spring Cushion Reg./TJ 0"–3-1/2" Reveal
SISH	Extra Heavy-duty Spring Cushion Hold Open, Reg./TJ 0"–3-1/2" Reveal
ISJ	Heavy-duty Cushion, Top Jamb 3-1/2"–6-1/2" Reveal
ISJH	Heavy-duty Cushion Hold Open, Top Jamb 3-1/2"–6-1/2" Reveal
SISJ*	Extra Heavy-duty Spring Cushion, Top Jamb 3-1/2"–6-1/2" Reveal
SISJH	Extra Heavy-duty Spring Cushion Hold Open, Top Jamb 3-1/2"–6-1/2" Reveal
SPA	Super Parallel Arm
SPAT	Super Parallel Arm Thumb Turn Hold Open
SPAS6	Super Parallel Arm Drop Spacer
T	Track, Pull Side Door Mounted
JT	Jamb Track, Pull Side Frame Face Mounted
PT	Push Track, Push Side Soffit Mounted
TDE	Track Double Egress, Pull Side Transom Mounted
FT	Flush Track, Push Side Transom Mounted
TH	Track Hold Open, Pull Side Door Mounted
JTH	Jamb Track Hold Open, Pull Side Frame Face Mounted
PTH	Push Track Hold Open, Push Side Soffit Mounted
TDEH	Track Double Egress Hold Open, Pull Side Frame Face Mounted
FTH	Flush Track Hold Open, Push Side Transom Mount

Arm Type

Accessory Brackets	
PFT	PA Flush Transom Bracket
PD	Drop Bracket
MJ*	Mortise Jamb

Other Accessories	
NFHD	Narrow Frame Bracket, Heavy Duty
FTHD	Flush Transom Bracket, Heavy Duty
BP86C	Conversion Plate

Finish		
Plated	605	Polished Brass
	606	Satin Brass
	611	Polished Bronze
	612	Satin Bronze
	613	Oxidized Satin Oil Rubbed Bronze
	618	Polished Nickel
	619	Satin Nickel
	625	Polished Chrome
	626	Satin Chrome
Painted	600	Primed
	689	Aluminum
	690	Statuary Bronze
	691	Dull Bronze
	693	Black
	695	Dark Duranodic Bronze
	696	Gold
	PNT	Special Sprayed Finish (must specify)

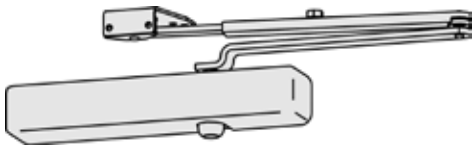

*When used with flat form non-hold open arms, the MJ bracket must be used with a special length arm. Specify AF8MJ.

** Optional 630 stainless satin finish with stainless base material only available for FMC.

NOTES:

- All combinations of features and options are notavailable for all models. Please refer to 8600 Series product brochure for details.
- To simplify initial installation, a range of back plates (BPxx), drop plates (DPxx), brackets, and spacers are listed under 8600 Accessories in this section. Refer to 8600 Series product brochure for details.

Body	Arm	Mounting	Painted Finish $	Plated Finish $
Non-Hold Open				
8616	**AF86P**	**PA, REG and TJ for reveals to 4" (flat)**	594.00	1,156.00
	AF86J	TJ for reveals 4" to 8" (flat)	575.00	1,048.00
	AF86	REG or TJ for reveals to 4" (flat)	570.00	1,031.00
	AF8MJ	REG with mortise jamb bracket (flat)	605.00	—
	ARP	PA, REG and TJ for reveals to 4" (round)	573.00	1,096.00
	ARNP	Narrow profile, REG or TJ for reveals to 4" (round)	551.00	994.00
	ARNPJ	Narrow profile for reveals 4" to 8" (round)	518.00	930.00
	ARNPP	Narrow profile, PA, REG, TJ (round)	532.00	1,019.00
	ARJ	TJ for reveals 4" to 8" (round)	557.00	999.00
	AR	REG or TJ for reveals to 4" (round)	551.00	994.00
	AO8P	PA, REG and TJ secured elbow for reveals to 4" (round)	573.00	—
	AO8	REG or TJ secured elbow for reveals to 4" (round)	567.00	—
Bumper or Spring Cushion				
8616	DS	Heavy-duty door saver cushion parallel arm	693.00	1,228.00
	DST	w/ thumb turn hold open	774.00	1,304.00
	SDS	Extra heavy-duty door saver spring cushion parallel arm	907.00	1,603.00
	SDST	w/ thumb turn hold open	987.00	1,681.00
	IS	Heavy-duty cushion arm, REG and TJ for 0" to 3-1/2" reveal	897.00	1,389.00
	ISH	Heavy-duty cushion arm w/hold open, REG and TJ for 0" to 3-1/2" reveal	975.00	—
	SIS	Extra heavy-duty spring cushion arm, REG and TJ for 0" to 3-1/2" reveal	1,022.00	1,626.00
	SISH	w/ hold open, REG and TJ for 0" to 3-1/2" reveal	1,094.00	—
	ISJ	Heavy-duty cushion arm, TJ for 3-1/2" to 6-1/2" reveal	933.00	1,440.00
	ISJH	Heavy-duty cushion arm w/hold open, TJ for 3-1/2" to 6-1/2" reveal	1,013.00	—
	SISJ	Extra heavy-duty spring cushion arm, TJ for 3-1/2" to 6-1/2" reveal	1,058.00	1,668.00
	S-ISJH	w/ hold open, TJ for 3-1/2" to 6-1/2" reveal	1,133.00	—
Heavy Duty PA				
8616	SPA	Super parallel arm	623.00	1,174.00
	SPAT	w/ thumb turn hold open	702.00	1,253.00
	SPAS6	Super parallel arm w/ drop spacer	580.00	—
Hold Open				
8616	FHP	Friction PA, REG and TJ for reveals to 4"	669.00	—
	FHJ	TJ for reveals 4" to 8"	643.00	—
	FH	REG or TJ for reveals to 4"	635.00	—
	PHP	Plunger PA and TJ for reveals 1-1/2" to 3-1/2"	782.00	1,327.00
	PH	REG or TJ for reveals 0" to 1-1/2"	773.00	1,241.00
Slide Track				
8616	T	Door mounted (pull side)	643.00	1,158.00
	JT	Frame mounted (pull side)	643.00	1,158.00
	FT	Flush transom mounted (push side)	643.00	1,158.00
	PT	Soffit mounted (push side)	643.00	1,158.00
	TDE	Frame mounted double egress frame (pull side), specify hand	740.00	1,258.00

* Available in 630 finish only and not intended for corrosive environments.
* FMC is the only cover available in 630 finish

NOTE: Standard arm configuration is indicated in **bold**

Body	Arm	Mounting	Painted Finish $	Plated Finish $
Track Hold Open				
8616	TH	Door mounted (pull side)	683.00	1,298.00
	JTH	Frame mounted (pull side)	683.00	1,298.00
	FTH	Flush transom mounted (push side)	683.00	1,298.00
	PTH	Soffit mounted (push side)	683.00	1,298.00
	TDEH	Frame mounted double egress frame (pull side), specify hand	779.00	1,250.00

Options

(List Price 'add' when ordered with complete closer)

Item	Description	List Add/Deduct $
DA	Adjustable delayed action (suffix to model)	60.00
LCOV	Less slim plastic cover, Deduct	Deduct 15.00
FC	Full plastic cover	14.00
FCSL	Full plastic slotted cover (low ceiling conditions)	14.00
FMC	Full metal cover (handed for TJ or JT [FMCL/FMCR])	22.00
FMCLL	Full metal cover, lead lined. Handed & non-handed.	197.00
SNB2	(4) each 1/4-20 aluminum sex nuts and bolts for 1-3/8" door	N/C
LSN	Less sex nuts (less SN1 pack)	Deduct 5.00
AWS	All wood screws	18.00
DPK86	All fasteners to be self-drilling (in lieu of standard fasteners)	N/C
SNDPK	Standard fasteners and DPK86	22.00
TPK86	All fasteners to be self-tapping (in lieu of standard fasteners)	N/C
SNTPK	Standard fasteners and TPK86,	22.00
TX86	All exposed fasteners to be Torx security fasteners (n/a with track applications)	48.00

Item	Description	List Add/Deduct $
Custom Color	Custom painted finish selected from RAL color pallet book. For details, see **Finishes Cross Reference**, page viii.	
	per order, setup charge (Net)	185.00
	per closer, list add	60.00
Designer Color	Designer painted color matched to supplied samples. Three (3) each 2" × 3" color chip samples required. For details, see **Finishes Cross Reference**, page viii.	
	per order, non-refundable development/setup charge (**Net**)	438.00
	per closer, list add	60.00

NOTES:
- All painted components w/plated line item will be painted complementary finish.
  Example: For a line item ordered w/plated 626 FMC only, all other components will be 689.
- Painted finish price includes slim plastic cover.
- Plated finish price includes optional full metal cover.
- Specify closer and arm designation, hand (when required), and finish when ordering.
- All spring cushion, heavy-duty PA, tracks, and top jamb (J) configurations packaged (4) units per master carton.
- All others are packaged (6) units per master carton.
- FMC is only cover available in plated finishes.
- All 8600 closers standard with SNB1.
- T, TH, FT, FTH include backplate standard.
- 8600 Series closer prepared standard to accept COV, FC, FCSL, or FMC.

Accessories

Item	Description	List $
BP86	Backplate for closer with slim cover	56.00
BP86FC	Backplate for closer with full cover	56.00
BP86T	Backplate for slide track closer with slim cover	56.00
BP86TFC	Backplate for slide track closer with full cover	56.00
BP86FTFC	Backplate for flush transom slide track closer w/wo/cover or full cover	56.00
DP86	Drop plate for closer with slim cover	56.00
DP86FC	Drop plate for closer with full cover	56.00
BP86C	Backplate for conversion of 7600 Series to 8600 Series	56.00
AB86	Angle bracket for closer with slim cover	97.00
PFT	Parallel flush transom bracket	46.00
PD	Parallel drop bracket, non-hold open arms (AF86, AR, AO8 only)	58.00
MJ	Mortised jamb bracket, non-hold open arms (AF86 only)	42.00
BS	Blade stop spacer (P86, PHB, and PD)	42.00
BSHD	Blade stop spacer for use with heavy duty door saver and super parallel arms	47.00
NFHD	Narrow frame bracket for use with heavy duty door saver and super parallel arms	47.00
FTHD	Flush transom bracket for use with heavy duty door saver and super parallel arms	78.00

When used with flat form non-hold open arms, the MJ bracket must be used with a special length arm.
Specify AF8MJ for 8600 or 8900 Series closers.

7400 Series

Ordering Guide

Series: 7400

Spring Size: 14 — Adjustable 1–4; 36 — Adjustable 3–6

Delay — DA

Cover
- Slim Cover — COV
- Full Plastic — FC
- Full Plastic Slotted — FCSL
- No Cover —

Accessory Plates
- Drop Plate — DPXX
- Back Plate — BPXX

Other Accessories
- ABXX — Angle Bracket
- XXHD — Heavy Duty Bracket
- PD — PA Drop Bracket
- BS — Blade Stop Spacer
- BSHD — Blade Stop Heavy Duty

74	14		ARP			COMBO			689

Arm Type
- ARP — Round Arm Non-Hold Open, Tri-Pack
- ARJ — Round Arm Non-Hold Open, TJ 4"–8" Reveal
- AR — Round Arm Non-Hold Open, Reg/TJ 0"–4" Reveal
- AO8P — Round Arm Secure Non-Hold Open, Tri-Pack
- AO8 — Round Arm Secure Non-Hold Open, Reg./TJ 0"–4" Reveal
- FHP — Friction Hold Open, Tri-Pack
- FHJ — Friction Hold Open, TJ 4"–8" Reveal
- FH — Friction Hold Open, Reg./TJ 0"–4" Reveal
- DS — Heavy-duty Door Saver Cushion, Parallel
- DST — Heavy-duty Door Saver Cushion Thumb Turn Hold Open, Parallel
- SDS — Extra Heavy-duty Door Saver Spring Cushion, Parallel
- SDST — Extra Heavy-duty Door Saver Spring Cushion Thumb Turn Hold Open, Parallel
- IS — Heavy-duty Cushion, Reg./TJ 0"–3-1/2" Reveal
- ISH — Heavy-duty Cushion Hold Open, Reg/TJ 0"–3-1/2" Reveal
- SIS — Extra Heavy-duty Spring Cushion Reg./TJ 0"–3-1/2" Reveal
- SISH — Extra Heavy-duty Spring Cushion Hold Open, Reg./TJ 0"–3-1/2" Reveal
- ISJ — Heavy-duty Cushion, Top Jamb 3-1/2"–6-1/2" Reveal
- ISJH — Heavy-duty Cushion Hold Open, Top Jamb 3-1/2"–6-1/2" Reveal
- SISJ — Extra Heavy-duty Spring Cushion, Top Jamb 3-1/2"–6-1/2" Reveal
- SISJH — Extra Heavy-duty Spring Cushion Hold Open, Top Jamb 3-1/2"–6-1/2" Reveal
- SPA — Super Parallel
- SPAT — Super Parallel Thumb Turn Hold Open
- T — Track, Pull Side Door Mounted
- JT — Jamb Track, Pull Side Frame Face Mounted
- PT — Push Track, Push Side Soffit Mounted
- TDE — Track Double Egress, Pull Side Transom Mounted (7436 only)
- FT — Flush Track, Push Side Transom Mounted
- TH — Track Hold Open, Pull Side Door Mounted
- JTH — Jamb Track Hold Open, Pull Side Frame Face Mounted
- PTH — Push Track Hold Open, Push Side Soffit Mounted
- TDEH — Track Double Egress Hold Open, Pull Side Frame Face Mounted (7436 only)
- FTH — Flush Track Hold Open, Pull Side Frame Face Mounted

Fastener Pack
- SNB2 — Sex Nuts & Machine Screws, 1-3/4"
- SNB1 — Sex Nuts & Machine Screws, 1-3/8"

Arm Fastener Pack
- COMBO — Default Fastener Pack
- DPK86 — Self-Drilling
- CMBDPK — Std. and Self-Drilling
- TPK86 — Self-Tapping
- CMBTPK — Std. and Self-Tapping
- TX86 — Torx Security Pack
- AWS — All Wood Screws

Finish
- 600 — Primed
- 689 — Aluminum
- 690 — Statuary Bronze
- 691 — Dull Bronze
- 693 — Black
- 695 — Dark Duranodic Bronze
- 696 — Gold
- PNT — Special Sprayed Finish (must specify)

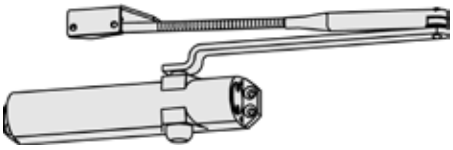

NOTES:
- All combinations of features and options are not available for all models. Please refer to 7400 Series product brochure for details.
- To simplify initial installation, a range of back plates (BPxx), drop plates (DPxx), brackets, and spacers are listed under 7400 Accessories in this section. Refer to 7400 Series product brochure for details.

Body	Arm	Mounting	Painted Finish $
Non-Hold Open			
7414, 7436	**ARP**	**PA, REG & TJ for reveals to 4" (round)**	387.00
	ARJ	TJ for reveals 4" to 8" (round)	377.00
	AR	REG or TJ for reveals to 4" (round)	372.00
	AO8P	PA, REG & TJ secured elbow for reveals to 4" (round)	388.00
	AO8	REG or TJ secured elbow for reveals to 4" (round)	372.00
Bumper or Spring Cushion			
7414, 7436	DS	Heavy-duty door saver cushion parallel arm	497.00
	DST	w/thumb turn hold open	574.00
	SDS	Extra heavy-duty door saver spring cushion parallel arm	725.00
	SDST	w/thumb turn hold open	798.00
	IS	Heavy-duty cushion arm, REG and TJ for 0" to 3-1/2" reveal	712.00
	ISH	Heavy-duty cushion arm w/hold open, REG and TJ for 0" to 3-1/2" reveal	786.00
	SIS	Extra heavy-duty spring cushion arm, REG and TJ for 0" to 3-1/2" reveal	831.00
	SISH	w/hold open, REG and TJ for 0" to 3-1/2" reveal	908.00
	ISJ	Heavy-duty cushion arm, TJ for 3-1/2" to 6-1/2" reveal	746.00
	ISJH	Heavy-duty cushion arm w/hold open, TJ for 3-1/2" to 6-1/2" reveal	824.00
	SISJ	Extra heavy-duty spring cushion arm, TJ for 3-1/2" to 6-1/2" reveal	869.00
	SISJH	w/hold open, TJ for 3-1/2" to 6-1/2" reveal	946.00
Heavy Duty PA			
7436	SPA	Super parallel arm	445.00
	SPAT	w/thumb turn hold open	519.00
Friction Hold Open			
7414, 7436	FHP	PA, REG & TJ for reveals to 4"	483.00
	FHJ	TJ for reveals 4" to 8"	464.00
	FH	REG or TJ for reveals to 4"	457.00
Slide Track			
7436	T	Door mounted (pull side)	464.00
	JT	Frame mounted (pull side)	464.00
	FT	Flush transom mounted (push side)	464.00
	PT	Soffit mounted (push side)	464.00
	TDE	Frame mounted double egress frame (pull side), specify hand	515.00
Track Hold Open			
7436	TH	Door mounted (pull side)	503.00
	JTH	Frame mounted (pull side)	503.00
	FTH	Flush transom mounted (push side)	503.00
	PTH	Soffit mounted (push side)	503.00
	TDEH	Frame mounted double egress frame (pull side), specify hand	554.00

NOTE: Standard arm configuration is indicated in **bold**.

Options

(List Price 'add' when ordered with complete closer)

Item	Description	List Add $
DA	Adjustable delayed action (suffix to model number)	58.00
COV	Slim plastic cover	33.00
FC	Full plastic cover	40.00
FCSL	Full plastic slotted cover (low ceiling conditions)	40.00
SNB1	(4) each 1/4-20 sex nuts and machine screws for 1-3/4" door	15.00
SNB2	(4) each 1/4-20 sex nuts and machine screws for 1-3/8" door	15.00
AWS	All wood screws	18.00
DPK86	All fasteners to be self-drilling fasteners (In lieu of combo screws)	N/C
CMBDPK	Standard and DPK86 fasteners	21.00
TPK86	All fasteners to be self-tapping fasteners (In lieu of combo screws)	N/C
CMBTPK	Standard and TPK86 fasteners	21.00
TX86	All exposed fasteners to be Torx security fasteners (n/a with track applications)	47.00
Custom Color	Custom painted finish selected from RAL color pallet book. For details, see **Finishes Cross Reference**, page viii.	
	per order, setup charge (**Net**)	178.00
	per closer, list add	58.00
Designer Color	Designer painted color matched to supplied samples. Three (3) each 2" × 3" colorchip samples required. For details, see **Finishes Cross Reference**, page viii.	
	per order, non-refundable development/setup charge (**Net**)	425.00
	per closer, list add	58.00

NOTES:
- Standard price does not include cover.
- Specify closer and arm designation, hand (when required), and finish when ordering.
- All dead stop, heavy-duty PA, tracks, and top jamb (J) configurations packaged (4) units per master carton.
- All others are packaged (6) units per master carton.
- T, TH, FT, FTH include backplate standard.
- 7400 closers are not furnished to accept FC or FCSL unless specified at time of order.
- Sex nuts and bolts standard with cushion or dead stop arms and included in list price.

Accessories

Item	Description	List $
BP74	Backplate for 7400	54.00
BP74T	Backplate for 7400 slide track closer without cover	54.00
BP640C	Back plate to retrofit 9 1/16" hole spacing with 7400. Examples: dormakaba 640, Norton 1600 or Yale 50.	13.00
BP86	Backplate for closer with slim cover	54.00
BP86T	Backplate for 7400 slide track closer with slim cover	54.00
BP86FC	Backplate for closer with full cover	54.00
DP74	Drop plate for 7400	54.00
DP86	Drop plate for closer with slim cover	54.00
DP86FC	Drop plate for closer with full cover	54.00
AB74	Angle bracket for 7400 without cover	94.00
AB86	Angle bracket for 7400 with slim cover	94.00
PFT	Parallel flush transom bracket	44.00
PD	Parallel drop bracket, non-hold open arms (AR, AO8 only)	56.00
BS	Blade stop spacer (P86, PHB, and PD)	40.00
BSHD	Blade stop spacer for use with heavy duty door saver and super parallel arms	45.00
NFHD	Narrow frame bracket for use with heavy duty door saver and super parallel arms	45.00
FTHD	Flush transom bracket for use with heavy duty door saver and super parallel arms	75.00

7300 Series

Ordering Guide

Series: 7300

Spring Size

- 05 — ANSI Size 5
- 04 — ANSI Size 4
- 03 — ANSI Size 3

Cover

- COV — Slim Cover
- (blank) — No Cover

Finish

- PNT — Special Sprayed Finish (must specify)
- 696 — Gold
- 695 — Dark Duranodic Bronze
- 693 — Black
- 691 — Dull Bronze
- 690 — Statuary Bronze
- 689 — Aluminum
- 600 — Primed

73	04	AR			COMBO	689

Arm Type

- ARP — Round Arm Non-Hold Open, Tri-Pack
- ARJ — Round Arm Non-Hold Open, TJ 4"–8" Reveal
- AR — Round Arm Non-Hold Open, Reg/TJ 0"–4" Reveal
- AO8P — Round Arm Secure Non-Hold Open, Tri-Pack
- AO8 — Round Arm Secure Non-Hold Open, Reg./TJ 0"–4" Reveal
- FHP — Friction Hold Open, Tri-Pack
- FHJ — Friction Hold Open, TJ 4"–8" Reveal
- FH — Friction Hold Open, Reg./TJ 0"–4" Reveal
- DS — Heavy-duty Door Saver Cushion, Parallel
- DST — Heavy-duty Door Saver Cushion Thumb Turn Hold Open, Parallel
- SDS — Extra Heavy-duty Door Saver Spring Cushion, Parallel
- SDST — Extra Heavy-duty Door Saver Spring Cushion Thumb Turn Hold Open, Parallel
- IS — Heavy-duty Cushion, Reg./TJ 0"–3-1/2" Reveal
- ISH — Heavy-duty Cushion Hold Open, Reg/TJ 0"–3-1/2" Reveal
- SIS — Extra Heavy-duty Spring Cushion Reg./TJ 0"–3-1/2" Reveal
- SISH — Extra Heavy-duty Spring Cushion Hold Open, Reg./TJ 0"–3-1/2" Reveal
- ISJ — Heavy-duty Cushion, Top Jamb 3-1/2"–6-1/2" Reveal
- ISJH — Heavy-duty Cushion Hold Open, Top Jamb 3-1/2"–6-1/2" Reveal
- SISJ — Extra Heavy-duty Spring Cushion, Top Jamb 3-1/2"–6-1/2" Reveal
- SISJH — Extra Heavy-duty Spring Cushion Hold Open, Top Jamb 3-1/2"–6-1/2" Reveal
- SPA — Super Parallel
- SPAT — Super Parallel Thumb Turn Hold Open
- T — Track, Pull Side Door Mounted
- JT — Jamb Track, Pull Side Frame Face Mounted
- PT — Push Track, Push Side Soffit Mounted
- FT — Flush Track, Push Side Transom Mounted
- TH — Track Hold Open, Pull Side Door Mounted
- JTH — Jamb Track Hold Open, Pull Side Frame Face Mounted
- PTH — Push Track Hold Open, Push Side Soffit Mounted
- FTH — Flush Track Hold Open, Pull Side Frame Face Mounted

Fastener Pack

- SNB2 — Sex Nuts & Machine Screws, 1-3/8"
- SNB1 — Sex Nuts & Machine Screws, 1-3/4"

Arm Fastener Pack

- COMBO — Default Fastener Pack
- DPK86 — Self-Drilling
- CMBDPK — Std. and Self-Drilling
- TPK86 — Self-Tapping
- CMBTPK — Std. and Self-Tapping
- TX86 — Torx Security Pack
- AWS — All Wood Screws

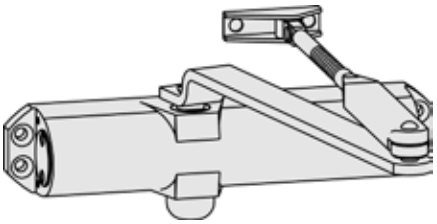

NOTES:

- All combinations of features and options are not available for all models. Please refer to 7300 Series product brochure for details.
- To simplify initial installation, a range of back plates (BPxx), drop plates (DPxx), brackets, and spacers are listed under 7300 Accessories in this section. Refer to 7300 Series product brochure for details.

Body	Arm	Mounting	Painted Finish $
Non-Hold Open			
7303, 7304,	ARP	PA, REG and TJ for reveals to 4" (round)	394.00
7305	ARJ	TJ for reveals 4" to 8" (round)	385.00
	AR	REG or TJ for reveals to 4" (round)	378.00
	AO8P	PA, REG and TJ secured elbow for reveals to 4" (round)	394.00
	AO8	REG or TJ secured elbow for reveals to 4" (round)	378.00
Bumper or Spring Cushion			
7303, 7304,	DS	Heavy-duty door saver cushion parallel arm (size 5)	509.00
7305	DST	w/ thumb turn hold open (size 5)	586.00
	SDS	Extra heavy-duty door saver spring cushion parallel arm (size 5)	738.00
	SDST	w/ thumb turn hold open (size 5)	814.00
	IS	Heavy-duty cushion arm, REG and TJ for 0" to 3-1/2" reveal	726.00
	ISH	Heavy-duty cushion arm w/ hold open, REG and TJ for 0" to 3-1/2" reveal	800.00
	SIS	Extra heavy-duty spring cushion arm, REG and TJ for 0" to 3-1/2" reveal	844.00
	SISH	w/ hold open, REG and TJ for 0" to 3-1/2" reveal	923.00
	ISJ	Heavy-duty cushion arm, TJ for 3-1/2" to 6-1/2" reveal	762.00
	ISJH	Heavy-duty cushion arm w/ hold open, TJ for 3-1/2" to 6-1/2" reveal	838.00
	SISJ	Extra heavy-duty spring cushion arm, TJ for 3-1/2" to 6-1/2" reveal	885.00
	SISJH	w/ hold open, TJ for 3-1/2" to 6-1/2" reveal	962.00
Heavy Duty PA			
7305	SPA	Super parallel arm	452.00
	SPAT	w/ thumb turn hold open	528.00
Friction Hold Open			
7303, 7304,	FHP	PA, REG and TJ for reveals to 4"	479.00
7305	FHJ	TJ for reveals 4" to 8"	472.00
	FH	REG or TJ for reveals to 4"	465.00
Track Units			
7305	T	Door mounted (pull side)	472.00
	JT	Frame mounted (pull side)	472.00
	FT	Flush transom mounted (push side)	472.00
	PT	Soffit mounted (push side)	472.00
	TH	Door mounted (pull side)	511.00
	JTH	Frame mounted (pull side)	511.00
	FTH	Flush transom mounted (push side)	511.00
	PTH	Soffit mounted (push side)	511.00

NOTE: Standard arm configuration is indicated in **bold**.

Options

(List Price 'add' when ordered with complete closer)

Item	Description	List Add $
COV	Slim plastic cover	30.00
SNB1	(4) each 1/4-20 sex nuts and machine screws for 1-3/4" door	14.00
SNB2	(4) each 1/4-20 sex nuts and machine screws for 1-3/8" door	14.00
AWS	All wood screws	17.00
DPK86	All fasteners to be self-drilling fasteners (In lieu of combo screws)	N/C
CMBDPK	Standard and DPK86 fasteners	20.00
TPK86	All fasteners to be self-tapping fasteners (In lieu of combo screws)	N/C
CMBTPK	Standard and TPK86 fasteners	20.00
TX86	All exposed fasteners to be Torx security fasteners (n/a with track applications)	44.00
Custom Color	Custom painted finish selected from RAL color pallet book. For details, see **Finishes Cross Reference**, page viii.	
	per order, setup charge (**Net**)	171.00
	per closer, list add	56.00
Designer Color	Designer painted color matched to supplied samples. Three (3) each 2" × 3" color chip samples required. For details, see **Finishes Cross Reference**, page viii.	
	per order, non-refundable development/setup charge (**Net**)	409.00
	per closer, list add	56.00

NOTES:
- Standard price does not include cover.
- Specify closer and arm designation, hand (when required), and finish when ordering.
- All spring cushion, heavy-duty PA, tracks, and top jamb (J) configurations packaged (4) units per master carton.
- All others are packaged (6) units per master carton.

Accessories

Item	Description	List $
BP73	Backplate for 7300	52.00
BP73T	Backplate for 7300 slide track closer without cover	52.00
BP86	Backplate for closer with slim cover	52.00
BP86T	Backplate for 7300 slide track closer with slim cover	52.00
DP73	Drop plate for 7300	52.00
DP86	Drop plate for closer with slim cover	52.00
AB73	Angle bracket for 7300 without cover	89.00
AB86	Angle bracket for 7300 with slim cover	89.00
PFT	Parallel flush transom bracket	42.00
PD	Parallel drop bracket, non-hold open arms (AR, AO8 only)	54.00
BS	Blade stop spacer (P86, PHB, and PD)	38.00
BSHD	Blade stop spacer for use with heavy duty door saver and super parellel arms	43.00
NFHD	Narrow frame bracket for use with heavy duty door saver and super parallel arms	43.00
FTHD	Flush transom bracket for use with heavy duty door saver and super parallel arms	72.00

STA Series

Ordering Guide

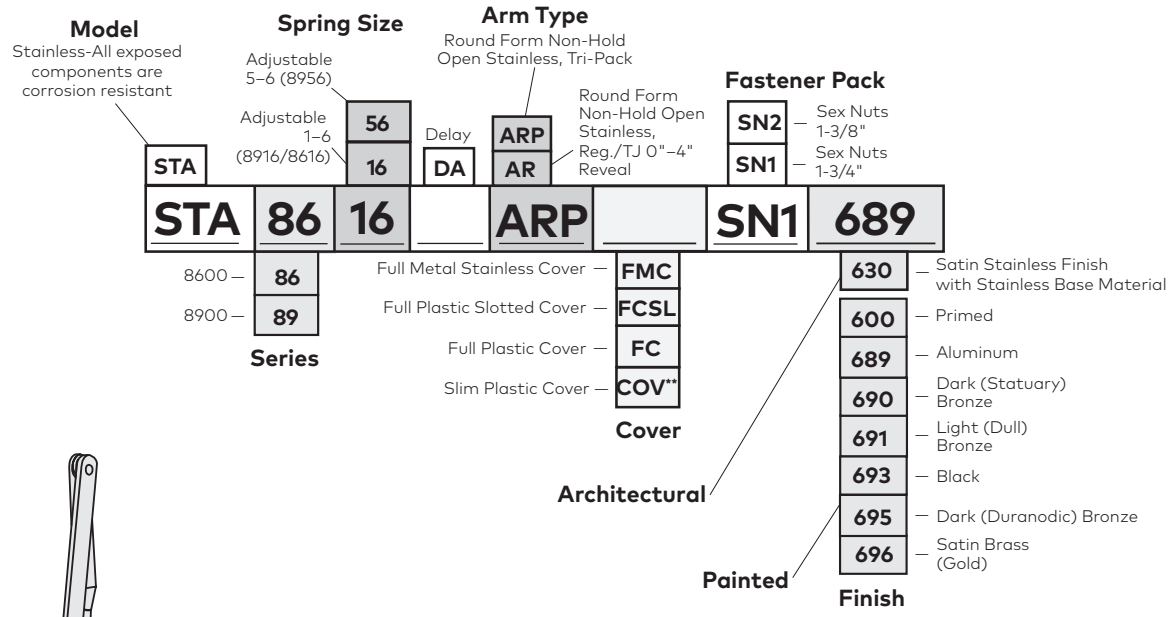

NOTE: Because STA is specified in the beginning of the model description, it does not need to be specified at the component level.

Example: **STA8616 ARP FC SN1 689**

* Delay Action is a standard feature for spring size 1-6 version and not available for 5-6 version
** Slim plastic cover only available for 8600 series

Body	Arm	Mounting	Painted Finish $	630 $
STA 8900				
STA 8916/8956	ARP	PA, REG & TJ for reveals to 4" (painted price w/FC)	1,376.00	1,962.00
	AR	REG or TJ for reveals to 4" (painted price w/FC)	1,283.00	1,822.00
STA 8600				
STA 8616	ARP	PA, REG & TJ for reveals to 4" (painted price w/COV)	1,317.00	2,070.00
	AR	REG or TJ for reveals to 4" (painted price w/COV)	1,209.00	1,904.00

Options

(List Price 'add' when ordered with complete closer)

Item	Model	Description	List Add/Deduct $
DA	8000	Adjustable delayed action (suffix to model number) (Only for 8616 and 8916)	55.00
LSN	8000	Less sex nuts (less SN1 pack)	Deduct 5.00
SN2	8000	(4) each 1/4-20 aluminum sex nuts for 1-3/8" door	N/C
LCOV	8600	Less slim plastic cover for 8600	Deduct 11.00
FC or FCSL	8600	Full plastic cover for 8600(FC standard w/8900)	15.00
FCSL	8900	Full plastic slotted cover for 8900	N/C
Custom Color		Custom painted finish selected from RAL color pallet book. For details, see **Finishes Cross Reference**, page viii.	
		per order, setup charge (**Net**)	165.00
		per closer, list add	55.00
Designer Color		Designer painted color matched to supplied samples.Three (3) each 2" × 3" color chip samples required. For details, see **Finishes Cross Reference**, page viii.	
		per order, non-refundable development/setup charge (**Net**)	395.00
		per closer, list add	55.00

NOTES:
- Architectural finish price (630) includes optional full stainless metal cover.
- Specify closer and arm designation and finish when ordering.
- All STA Series closers are packaged (6) units per master.
- STA full metal cover (FMC) is the only cover available in architectural finish 630.
- STA closers are supplied standard with SN1. Specify LSN for less SN1 deduct.
- STA 8900 standard with FC, 8600 standard with COV.

GSR Series

Ordering Guide

Series

- TS93, Size 5–6 — **TS9356**
- TS93, Size 1–5 — **TS9315**

Fastener Pack

- Sex Nuts for 1-3/8" Door — **SN4**
- Sex Nuts for 1-3/4" Door — **SN3**

Accessories

- **GSREXTKIT** — Extended Center Cover, Over 98" Door
- **MK398** — Carry Bar, Over 42" Door (GSR/T variants only)
- **MK397** — Carry Bar, Up to 42" Door (GSR/T variants only)

TS9315 GSR/T ____ SN3 ____ 689

Model

- Coordinator/Closer, Pull Side, — **GSR/T**
- Coordinator/Closer, Pull Side w/ Hold Open — **GSR/T EMF**
- Coordinator/Closer, Push Side — **GSR/PT**
- Coordinator/Closer, Push Side w/ Hold Open — **GSR/PT EMF**

Hold Open Type

- **1A** — Electric Hold Open Active Door Only (GSR/T only)
- **1I** — Electric Hold Open Inactive Door Only (GSR/T only)
- **2** — Electric Hold Open for Both GSR/T and GSR/PT

Finish

Plated

- **605** — Bright Brass
- **630** — Satin Stainless*

Architectural

- **600** — Primed
- **689** — Aluminum
- **690** — Statuary Bronze
- **691** — Dull Bronze

Painted

- **693** — Black
- **695** — Dark Duranodic Bronze
- **696** — Gold
- **PNT** — Special Sprayed Finish (must specify)

MK397 Carry Bar — Recommended for use with the GSR/T for doors up to 3' 6" to ensure that the active door is opened far enough for the inactive door to close. See Carry Bar Instructions for installation.

MK398 Carry Bar — Required and standard with the GSR/PT and GSR/PT EMF units. Recommended for use with GSR/T for doors 3' 6" and wider to ensure that the active door is opened far enough for the inactive door to close. See Carry Bar Instructions for installation.

* Stainless steel base material with Satin Finish

NOTES:
- All combinations and options are not available for all models.
- Please refer to EMR/EMF Series Product Brochure for details.
- EMR/EMF accepts 24 VAC/DC.
- Transformer must be purchased if power source is 120 VAC.

Body	Arm	Mounting	Painted Finish $	605/630
TS93 Coordinators				
TS9315, TS9356	GSR/T	Door closer/coordinator system only (pull side)	2,426.00	4,002.00
TS9315, TS9356	GSR/PT	Door closer/coordinator system only (push side)	3,235.00	5,394.00
	GSR/T EMF/1A	Electromagnetic holder/release device (active door) closer/coordinator system (pull)	3,532.00	4,955.00
	GSR/T EMF/1I	Electromagnetic holder/release device (inactive door) with door closer/coordinator system (pull)	3,532.00	4,955.00
	GSR/T EMF/2	Electromagnetic holder/release device (both doors) with door closer/coordinator system (pull)	4,534.00	5,950.00
	GSR/PT EMF/2	Electromagnetic holder/release device (both doors) with door closer/coordinator system (push)	5,973.00	7,939.00

NOTE: Standard GSR is packaged for installation on openings 53″ to 98″ wide. For narrower or wider openings, contact the factory. Opening size is derived from measuring centerline of hinge on one door to centerline of hinge on second door.

Options

(List Price 'add' when ordered with complete closer)

Item	Description	Painted Finish $
SN4	(4) each 10–32 sex nuts for 1-3/8" door	N/C
LSN	Less sex nuts (less SN3 pack)	Deduct 3.00
MK397	Carry bar — up to 3' 6" wide doors (included with GSR/PT variants option for GRS/PT variants)	76.00
MK398	Carry bar — 3' 6" and wider doors (included with GSR/PT variants option for GRS/PT variants)	84.00
Custom Color	Custom painted finish selected from RAL color pallet book. For details, see **Finishes Cross Reference**, page viii.	
	per order, setup charge **(Net)**	189.00
	per closer, list add	64.00
Designer Color	Designer painted color matched to supplied samples. Three (3) Color each 2" × 3" colorchip samples required. For details, see **Finishes Cross Reference,** page viii.	
	per order, non-refundable development/setup charge **(Net)**	454.00
	per closer, list add	64.00

NOTES:
- Specify body and arm designation, centerline to centerline of hinge or hanging means (indicate type), hand of active door, and finish, when ordering.
- Closer cover and/or track main arm only are electroplated when specified. Frame unit cover and closer cover caps are furnished primed or in complementing color.
- MK carry bars will be painted complementary color when ordered for plated units.

8900/8600/7400

Closer Bodies

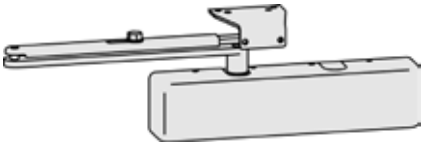

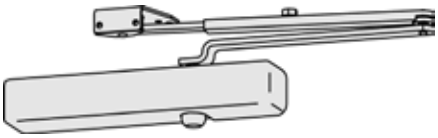

Item	Description	Painted Finish $
MOD, 8916 FCXX	Closer body × full plastic cover and mounting screws	573.00
MOD, 8916 FCSL	Closer body × slotted full plastic cover and mounting screws	573.00
MOD, 8916 FMC	Closer body × full metal cover and mounting screws	584.00
MOD, 8916DA FC	Delay closer body × full plastic cover and mounting screws	628.00
MOD, 8916DA FCSL	Delay closer body × slotted full plastic cover and mounting screws	628.00
MOD, 8916DA FMC	Delay closer body × full metal cover and mounting screws	639.00
MOD, 8956 FC	Closer body × full plastic cover and mounting screws	573.00
MOD, 8956 FCSL	Closer body × slotted full plastic cover and mounting screws	573.00
MOD, 8956 FMC	Closer body × full metal cover and mounting screws	584.00
MOD, 8956DA FC	Delay closer body × full plastic cover and mounting screws	628.00
MOD, 8956DA FCSL	Delay closer body × slotted full plastic cover and mounting screws	628.00
MOD, 8956DA FMC	Delay closer body × full metal cover and mounting screws	639.00
MOD, 8616 COV	Closer body × slim plastic cover and mounting screws	409.00
MOD, 8616 FC	Closer body × full plastic cover and mounting screws	416.00
MOD, 8616 FCSL	Closer body × slotted full plastic cover and mounting screws	416.00
MOD, 8616 FMC	Closer body × full metal cover and mounting screws	422.00
MOD, 8616DA COV	Delay closer body × slim plastic cover and mounting screws	468.00
MOD, 8616DA FC	Delay closer body × full plastic cover and mounting screws	478.00
MOD, 8616DA FCSL	Delay closer body × slotted full plastic cover and mounting screws	478.00
MOD, 8616 DA FMC	Delay closer body × full metal cover and mounting screws	491.00
MOD, 7414	Closer body and mounting screws	231.00
MOD, 7414 COV	Closer body × slim plastic cover and mounting screws	265.00
MOD, 7414 FC	Closer body × full plastic cover and mounting screws	272.00
MOD, 7414 FCSL	Closer body × slotted full plastic cover and mounting screws	272.00
MOD, 7414DA	Delay closer body and mounting screws	289.00
MOD, 7414DA COV	Delay closer body × slim plastic cover and mounting screws	320.00
MOD, 7414DA FC	Delay closer body × full plastic cover and mounting screws	329.00
MOD, 7414DA FCSL	Delay closer body × slotted full plastic cover and mounting screws	329.00
MOD, 7436	Closer body and mounting screws	231.00
MOD, 7436 COV	Closer body × slim plastic cover and mounting screws	265.00
MOD, 7436 FC	Closer body × full plastic cover and mounting screws	272.00
MOD, 7436 FCSL	Closer body × slotted full plastic cover and mounting screws	272.00
MOD, 7436DA	Delay closer body and mounting screws	289.00
MOD, 7436DA COV	Delay closer body × slim plastic cover and mounting screws	320.00
MOD, 7436DA FC	Delay closer body × full plastic cover and mounting screws	329.00
MOD, 7436DA FCSL	Delay closer body × slotted full plastic cover and mounting screws	329.00

Arms (All arms include "all" mounting screws and installation instructions)

Item	Description	Painted Finish $
MOD, AF89P (8900 only)	Arm, flat tri-pack NHO w/P89 bracket	166.00
MOD, AF89J (8900 only)	Arm, flat NHO TJ 4" to 8" reveal	159.00
MOD, AF89 (8900 only)	Arm, flat NHO Reg./TJ 0" to 4" reveal	154.00
MOD, AF86P (8600 only)	Arm, flat tri-pack NHO w/P86 bracket	169.00
MOD, AF86J (8600 only)	Arm, flat NHO TJ 4" to 8" reveal	165.00
MOD, AF86 (8600 only)	Arm, flat NHO Reg./TJ 0" to 4" reveal	155.00
MOD, ARP (8600/7400)	Arm, round tri-pack NHO w/P86 bracket	151.00
MOD, ARJ (8600/7400)	Arm, round NHO TJ 4" to 8" reveal	145.00
MOD, AR (8600/7400)	Arm, round NHO Reg./TJ 0" to 4" reveal	134.00
MOD, AO8P (8600/7400)	Arm, round secure tri-pack NHO w/P86 bracket	159.00
MOD, AO8 (8600/7400)	Arm, round secure Reg./TJ 0" to 4" reveal	154.00
MOD, DS	Arm, heavy-duty door saver cushion parallel	230.00
MOD, DST	Arm, heavy-duty door saver cushion parallel with thumb turn hold open	296.00
MOD, SDS	Arm, extra heavy-duty door saver spring cushion parallel	420.00
MOD, SDST	Arm, extra heavy-duty door saver spring cushion parallel with thumb turn hold open	489.00
MOD, FHP	Arm, friction hold open w/PHB bracket (0" to 4" reveal)	209.00
MOD, FHJ	Arm, friction hold open TJ 4" to 8" reveal	203.00
MOD, FH	Arm, friction hold open Reg./TJ 0" to 4" reveal	196.00
MOD, IS	Arm, heavy-duty cushion, Reg./TJ 0" to 3-1/2" reveal	412.00
MOD, ISH	Arm, heavy-duty cushion with hold open, Reg./TJ 0" to 3-1/2" reveal	472.00
MOD, SIS	Arm, extra heavy-duty spring cushion	513.00
MOD, SISH	Arm, extra heavy-duty spring cushion with hold open	580.00
MOD, ISJ	Arm, heavy-duty cushion, TJ 3-1/2" to 6-1/2" reveal	446.00
MOD, ISJH	Arm, heavy-duty cushion with hold open, TJ 3-1/2" to 6-1/2" reveal	506.00
MOD, SISJ	Arm, extra heavy-duty spring cushion, top jamb and mount for 3-1/2" to 6-1/2" reveal	548.00
MOD, SISJH	Arm, extra heavy-duty spring cushion with hold open, top jamb and mount for 3-1/2" to 6-1/2" reveal	610.00
MOD, PHP	Arm, plunger hold open w/ P89 bracket 1-1/2" to 3-1/2"	315.00
MOD, PH	Arm, plunger hold open Reg. 0" to 1-1/2" reveal	309.00
MOD, SPA	Arm, parallel heavy duty (Super Parallel Arm)	185.00
MOD, SPAT	Arm, parallel heavy duty thumb turn hold open (Super Parallel Arm)	250.00
MOD, T	Arm, track (T, JT and FT)	203.00
MOD, TH	Arm, track hold open (TH, JTH and FTH)	232.00
MOD, TDE	Arm, track double egress	281.00
MOD, TDEH	Arm, track double egress hold open	314.00

NOTES:

- MOD, 8600 Series includes SNB1 standard. Deduct $6.00 list when ordering MOD, 8600 Series less SNB1.
- Modular packaging is designed to save you, our valued stocking distributor up to 15% on your inventory dollars. Instead of stocking all door closer requirements in complete units in various arm types, dormakaba produces a packaging option to allow a mixed stock of closer body combinations and arm types in separate packaging that easily combine later in the stocking distributor warehouse.
- Determine the arm type required to be packaged with a particular closer body, place the closer body package inside the arm pack, mark the appropriate check list on the carton label and deliver the product. It's that simple.
- dormakaba recommends that the 80% usage items such as 8916 AF89P FC SN1 689 and 8616 AF86P COV 689 be packaged complete and the remainder of inventory be packaged in modular packaged items. This allows the 20% mixed variations to be handled with much less inventory. Arm mix inventory can be cut in half since the majority of arms can be used with the 8900, 8600, or 7400 Series closer.

Fire/Life Safety

Product Guide (1 of 2)

FIRE/LIFE SAFETY CLOSER/HOLDERS	Surface Mount	Floor-Mount	Wall-Mount
Closer/Holder Only	TS93 EMF	—	
	8900 EMF	—	
	8600 EMF	—	
Closer/Holder with Integral Smoke Detector	TS93 EMR	—	
	8900 EMR	—	
	8600 EMR	—	
	1800 Series	—	
Electromagnetic Door Holders	—	EM501	EM504
	—	EM502	EM505
	—	—	EM508
	—	—	EM509

Fire/Life Safety

Product Guide (2 of 2)

◯ No	A156.15	UL10C	Includes Smoke Detector	No Smoke Detector	Advanced Cam & Roller Design	Rack & Pinion Design	Plated Finishes	Custom Painted Finishes	Adjustable Power
TS93 EMF	Yes	Yes	◯	Yes	Yes	◯	Yes	Yes	Yes
8900 EMF	Yes	Yes	◯	Yes	◯	Yes	Yes	Yes	Yes
8600 EMF	Yes	Yes	◯	Yes	◯	Yes	Yes	Yes	Yes
TS93 EMR	Yes	Yes	Yes	◯	Yes	◯	Yes	Yes	Yes
8900 EMR	Yes	Yes	Yes	◯	◯	Yes	Yes	Yes	Yes
8600 EMR	Yes	Yes	Yes	◯	◯	Yes	Yes	Yes	Yes
1800 SD	Yes	Yes	Yes	◯	◯	Yes	Yes	Yes	Yes
1800	Yes	Yes	◯	Yes	◯	Yes	Yes	Yes	Yes

EMR/EMF Series

Ordering Guide

Series

- TS93
- 89
- 86

Arm

- TDE — Double Egress Pull Side Track
- PT — Push Side Track
- T — Pull Side Track

Hand

- RH — Specify for Right Handed Units (TDE only)
- LH — Specify for Left Handed Units (TDE only)

Options

- BYP — Bypass Switch
- TRANSF — 120 VAC to 24 VAC External Transformer
- EXP — Preparation for Exposed Wiring Connection

Finish

- PNT — Special Sprayed Finish (must specify)
- 696 — Gold
- 695 — Dark Duranodic Bronze
- 693 — Black
- 691 — Dull Bronze
- 690 — Statuary Bronze
- 689 — Aluminum
- 600 — Primed

89	16	EMR	T		FC		695

Spring Size

- 15 — Size 1–5 (TS9315)
- 16 — Size 1–6 (8900)
- 56 — Size 5–6 (TS9356, 8900, or 8600)

- EMR — Detectored
- EMF — Non-Detectored

Cover Options

- COV — 8600
- FC — 8900 or 8600
- FMC — 8600 or 8600

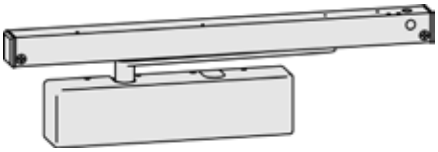

NOTES:
- All combinations of features and options are not available for all models.
- Please refer to EMR/EMF Series product brochure for details.

EMR Series (with Detector)

Body	Arm	Mounting	Painted Finish $
Premium Electromagnetic Slide Track Holder/Closing Device with Detector — 24 VAC/DC			
TS9315, TS9356	EMR/T	Frame mounted (pull side)	3,494.00
	EMR/PT	Soffit mounted (push side)	3,494.00
	EMR/TDE	Frame mounted (pull side; double egress), handed	3,593.00
Heavy-Duty Electromagnetic Slide Track Holder/Closing Device with Detector — 24 VAC/DC			
8916, 8956	EMR/T	Frame mounted (pull side)	3,410.00
	EMR/PT	Soffit mounted (push side)	3,410.00
	EMR/TDE	Frame mounted (pull side; double egress), handed	3,508.00
Electromagnetic Slide Track Holder/Closing Device with Detector — 24 VAC/DC			
8656	EMR/T	Frame mounted (pull side)	3,187.00
	EMR/PT	Soffit mounted (push side)	3,187.00
	EMR/TDE	Frame mounted (pull side; double egress), handed	3,284.00

EMF Series (No Detector)

Body	Arm	Mounting	Painted Finish $
Premium Electromagnetic Slide Track Holder/Closing Device — 24 VAC/DC. Transformer required if power source is 120 VAC.			
TS9315, TS9356	EMF/T	Frame mounted, (pull side)	1,561.00
	EMF/PT	Soffit mounted (push side)	1,561.00
	EMF/TDE	Frame mounted (pull side; double egress), handed	1,659.00
Heavy-Duty Electromagnetic Slide Track Holder/Closing Device — 24 VAC/DC. Transformer required if power source is 120 VAC.			
8916, 8956	EMF/T	Frame mounted, (pull side)	1,495.00
	EMF/PT	Soffit mounted (push side)	1,495.00
	EMF/TDE	Frame mounted (pull side; double egress), handed	1,596.00
Electromagnetic Slide Track Holder/Closing Device — 24 VAC/DC. Transformer required if power source is 120 VAC.			
8656	EMF/T	Frame mounted (pull side)	1,276.00
	EMF/PT	Soffit mounted (push side)	1,276.00
	EMF/TDE	Frame mounted (pull side; double egress), handed	1,375.00

Options

(List Price 'add' when ordered with complete closer)

Item	Description	List Add $
FC	Full plastic closer body cover, 8600	16.00
FMC	Full metal closer body cover (Handed), used w/8900	16.00
FMC	Full metal closer body cover (Handed), used w/8600	25.00
BYP	Concealed switch to bypass hold open function	94.00
TRANSF	120 VAC to 24 VAC transformer (installed separately)	106.00
EXP	Exposed wiring preparation	46.00
Custom Color	Custom painted finish selected from RAL color pallet book. For details, see **Finishes Cross Reference**, page viii.	
	per order, setup charge (**Net**)	182.00
	per closer, list add	60.00
Designer Color	Designer painted color matched to supplied samples. Three (3) each 2" × 3" colorchip samples required. For details, see **Finishes Cross Reference**, page viii.	
	per order, non-refundable development/setup charge (Net)	435.00
	per closer, list add	60.00

NOTES:
- Specify body and arm designation, voltage, hand (when required), and finish when ordering.
- EMF/EMR powered from 120 VAC power source requires optional "external" 120 VAC to 24 VAC transformer (TRANSF).
- MF Series unit must be ordered 24 V when used as a companion to an EMR Series unit.

Accessories

Item	Series	Applicable Description	List $
COV	8600	Slim plastic closer body cover	33.00
FC	8900/8600	Full plastic closer body cover	41.00
FMC	8900/8600	Full metal closer body cover (specify hand)	50.00
SN1	8900	(4) each 1/4-20 sex nuts for 1-3/4" door	16.00
SN3	TS93	(4) each 10-32 sex nuts for 1-3/4" door	16.00
SNB1	8600	(4) each 1/4-20 sex nuts and machine screws for 1-3/4" door	16.00
SD2	EMR	Replacement detector module	783.00
RFR	All	Radio frequency receiver for wireless release of hold open 272	507.00
HHRFT1	All	Hand held transmitter for wireless release of hold open	253.00
TRANSF	All	120 VAC to 24 VAC Transformer (External)	106.00
SCRPKEMRDET	EMR	Standoff for SD-2 Detector Replacement (EMR)	14.00

1800 Series

Ordering Guide

Series
- 18 — Pull Side Track Mount

Arm
- AR — Push Side Top Jamb Mount, 0"-4" Reveal
- J — Push Side Top Jamb Mount, 4"-8" Reveal
- T — Pull Side Track Mount

Hand
- RH — Specify for Right Handed Units
- LH — Specify for Left Handed Units

Finish
- PNT — Special Sprayed Finish (must specify)
- 696 — Gold
- 695 — Dark Duranodic Bronze
- 693 — Black
- 691 — Dull Bronze
- 690 — Statuary Bronze
- 689 — Aluminum
- 600 — Primed

18	16	H	J	RH	SD		689

Spring Size
- 16 — Size 1–6 (AR or J Options Only)
- 56 — Size 5–6 (T Options Only)

Arm
- H — Hold Open
- SF — Swing Free

Electrical Specifications
- 24V — 24 V AC/DC Less Transformer (Deduct)
- 120V — Includes Transformer in Unit
- SD — Smoke Detector Includes Transformer

Options
- BYP — Bypass Switch
- EXP — Preparation for Exposed Wiring Connection

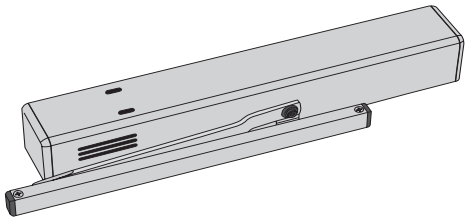

NOTES:
- All combinations of features and options are not available for all models.
- Please refer to 1800 Series product brochure for details.

1800 SD Series (with Detector)

Body	Arm	Mounting	Painted Finish $
Electromagnetic Holder/Closing Device with Integral Smoke Detector – 24 VAC/DC and 120 VAC			
1856	HT SD	Frame mounted slide track (pull side)	4,033.00
1816	HJ SD	Frame mounted top jamb (push side)	4,033.00
Electromagnetic Swing Free/Closing Device with Integral Smoke Detector – 24 VAC/DC and 120 VAC			
1856	SFT SD	Frame mounted slide track (pull side)	4,115.00
1816	SFJ SD	Frame mounted top jamb (push side)	4,115.00

1800 Series (No Detector)

Body	Arm	Mounting	Painted Finish $
Electromagnetic Holder/Closing Device – 24VAC/DC and 120VAC			
1856	HT	Frame mounted slide track (pull side)	2,038.00
1816	HJ	Frame mounted top jamb (push side)	2,038.00
Electromagnetic Swing Free/Closing Device – 24VAC/DC and 120VAC			
1856	SFT	Frame mounted slide track (pull side)	2,122.00
1816	SFJ	Frame mounted top jamb (push side)	2,122.00

NOTES:
- Specify body, arm, hand, and finish for all units.
- Specify if less than 2" frame face for (T) track mounted units. Specify **<2"** (no additional charge).
- Specify **DROP** for top jamb drop applications (no additional charge if noted at time of order).
- 1800 Series can be used as a companion to the 1800 SD Series, bypass 120 VAC transformer when making wiring connections or order less transformer for deduct.

Options

(List Price 'add' when ordered with complete closer)

Item	Description	List Add/Deduct $
LTRANSF	1800 Less 120 VAC transformer (deduct)	Deduct 29.00
<2"	T mount <2" frame face	N/C
DROP	Top jamb drop applications (configure at factory)	N/C
BYP	Concealed switch to bypass hold open function	95.00
EXP	Exposed wiring preparation	47.00
AR	Complete arm for top jamb 0"–4" reveal	Deduct 3.00
Custom Color	Custom painted finish selected from RAL color pallet book. For details, see **Finishes Cross Reference**, page viii.	
	per order, setup charge (**Net**)	186.00
	per closer, list add	60.00
Designer Color	Designer painted color matched to supplied samples. Three (3) each 2" × 3" color chip samples required. For details, see **Finishes Cross Reference**, page viii.	
	per order, non-refundable development/setup charge (**Net**)	442.00
	per closer, list add	60.00

Accessories

Item	Applicable Description	List $
SN1	(4) each 1/4-20 sex nuts for 1-3/4" door	16.00
SNB1	(4) each 1/4-20 sex nuts and machine screws for 1-3/4" door	16.00
EXPKIT	Exposed wiring bracket	59.00
SFKIT	Swing free kit	80.00
SOL1800	1800 replacement solenoid 24 VAC/DC	540.00
SD2	Replacement detector module	794.00
RFR	Radio frequency receiver for wireless release of hold open	516.00
HHRFT1	Hand held transmitter for wireless release of hold open	257.00
CAMDRIVE	Replacement Hold Open Cam/Cam Drive	39.00
TRANSF	120 VAC to 24 VAC Transformer	107.00

EM SERIES

Ordering Guide

Series

EM	

Options
(Packaged Separately)

2-5/8" Catch Plate	CP LONG
2" Catch Plate	CP SHORT
8-3/8" to 12" Adjustable Extension	ER 12
6-3/8" to 8" Adjustable Extension	ER 7
2" Extension	ER 2.0
1-1/2" Extension	ER 1.5

Finish

696	Satin Brass Painted
695	Dark Duranodic Bronze Powder Coated
689	Aluminum Powder Coated

EM	504	24120		689

Application

Single Floor	501
Double Floor	502
Semi-Flush, Long Catch	504
Semi-Flush, Short Catch	505
Surface	508
Completely Flush	509

Electrical Specification

24120	Dual Voltage 24 VDC, 120 VAC

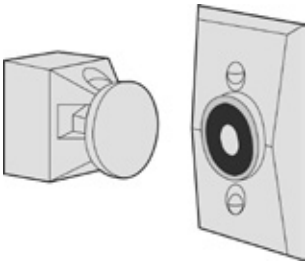

NOTES:
- All combinations of features and options are not available for all models.
- Please refer to EM Series product brochure for details.

Body	Mounting	689/695 Finish $	696 Finish $
Electromagnetic Floor Mounted Holder – 24 VDC, 24 VAC, or 120 VAC			
EM 501-24120	Floor mount, single unit	1,235.00	1,311.00
EM 502-24120	Floor mount, double unit	1,535.00	1,618.00
Electromagnetic Wall Mounted Holder – 24 VDC, 24 VAC, or 120 VAC			
EM 504-24120	Semi-flush mount, (recessed) long catch plate	666.00	743.00
EM 505-24120	Semi-flush mount, (recessed) short catch plate	666.00	743.00
EM 508-24120	Surface mount	708.00	784.00
EM 509-24120*	Completely flush mount	708.00	784.00

* The EM509 is shipped with a 630 faceplate when ordered in 689 finish.

Options

Item	Description	689 Finish $
ER1.5	1-1/2" extension rod	113.00
ER2.0	2" extension rod	126.00
ER7	6-3/8"–8" adjustable extension rod	139.00
ER12	8-3/8"–12" adjustable extension rod	154.00

Accessories

Item	Description	689/695 Finish $	696 Finish $
CPSHORT	2" projection catch plate (door portion)	159.00	185.00
CPLONG	2-5/8" projection catch plate (door portion)	180.00	207.00
EMDPPK**	Door plate pack, (plate, bracket and fasteners)	63.00	—
EMSCRPK**	Universal fastener pack for all EM models	45.00	—
EMSURFPK**	Surface mount box and fastener pack for EM 509	141.00	—
EMFACEPLTPK**	Brackets and fastener pack for all EM face plates	42.00	—

** Available in 689 finish only.

Concealed Door Closers

Product Guide (1 of 2)

CONCEALED DOOR CLOSERS	CONCEALED IN THE FLOOR	CONCEALED IN THE FRAME	CONCEALED IN THE DOOR
Grade 1 Heavy-Duty Sized (Power) per Application	BTS80	—	—
Grade 1 Heavy-Duty Sized (Power) per Application Hold Open	BTS80 EMB	—	—
Grade 1 Commercial Adjustable (Power) Size	BTS75V	ITS96	ITS96
Commercial Sized (Power) per Application	—	RTS88	—

Concealed Door Closers

Product Guide (2 of 2)

◯ No	A156.4 Grade1	A156.4 Grade 3	UL10 C UBC7-2	Advanced Cam & Roller Design	Plated Finishes	Standard Painted Finishes	Custom Painted Finishes	Adjustable Power	Fixed Power
BTS75V	Yes	◯	Yes	Yes	Yes	Yes	Yes	Yes	◯
BTS80	Yes	◯	Yes	Yes	Yes	Yes	Yes	◯	Yes
BTS80 EMB	Yes	◯	Yes	Yes	Yes	Yes	Yes	◯	Yes
ITS96	◯	Yes	Yes	Yes	Yes	Yes	Yes	Yes	◯
RTS88	◯	◯	◯	Yes	Yes	Yes	Yes	◯	Yes

BTS80 SERIES

Ordering Guide

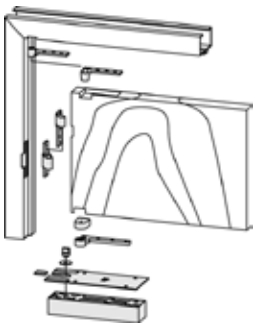

Spindle

1-1/2" Pre-Loaded Spindle	80030
1-5/16" Pre-Loaded Spindle	80025
1-1/8" Pre-Loaded Spindle	80020
7/8" Pre-Loaded Spindle	80015
3/4" Pre-Loaded Spindle	80010
1/2" Pre-Loaded Spindle	80005
5/16" Pre-Loaded Spindle	80003
2-5/16" Spindle	74050
2-1/16" Spindle	74045
1-7/8" Spindle	74040
1-11/16" Spindle	74035
1-1/2" Spindle	74030
1-5/16" Spindle	74025
1-1/8" Spindle	74020
7/8" Spindle	74015
13/16" Spindle	74012
3/4" Spindle	74010
5/8" Spindle	74007
1/2" Spindle	74005
5/16" Spindle	74003

Optional Accessories

E80624	Through Wire CH Top Pivot (4 wire)
E80622	Through Wire CH Top Pivot (2 wire)
8062	CH Top Pivot
75200	Through Wire Intermediate Pivot for 3/4" Offset
15233	3 h Intermediate Pivot for 1-1/2" Offset
15222	20 min Intermediate Pivot for 1-1/2" Offset
15220	Through Wire Intermediate Pivot for 1-1/2" Offset
75243	3 h Intermediate Pivot for Lead Lined 3/4" Offset (see note*)
75242	20 min Intermediate Pivot for Lead Lined 3/4" Offset (see note*)
75240	Intermediate Pivot for Lead Lined 3/4" Offset (see note*)
75233	3 h Intermediate Pivot for 3/4" Offset
75222	20 min Intermediate Pivot for 3/4" Offset
75220	Intermediate Pivot for 3/4" Offset
SC2	Sealing Compound
TP80 CH	Terrazo Pan CH and 1-1/2" Offset
TP80	Terrazo Pan for 3/4" Offset

Hand

LH	Specify for Left Handed Units
RH	Specify for Right Handed Units

Deducts

LBX	Less Cement Box
LFP	Less Floor Plate
LTP	Less Top Pivot

Series

BTS80

BTS80	D		74010	RH	AMS		626	

Package

A	CH Double Acting, Aluminum Door and Frame
B	CH Double Acting, Wood or Steel Door and Frame
C	1-1/2" Offset, Handed
C-E	1-1/2" Offset, 20 min Rated Handed
C-F	1-1/2" Offset, 3 h Rated Handed
D	CH Single Acting, Aluminum Door and Frame
E	CH Single Acting, Wood or Steel Door and Frame
F	Independent Hung, Non-Handed
G	Independent Hung, Up to 3 h Rated, Non-Handed
H	3/4" Offset Lead Lined, Handed*
I	3/4" Offset Lead Lined, 20 min Rated Handed*
IF	3/4" Offset Lead Lined, 3 h Rated Handed*
L	Independent Hung On Pocket Pivots, Non-Handed
L-E	Independent Hung On Pocket Pivots, Up to 3 h Rated, Non-Handed
L-F	
P	
PF	

Spring Size

3	Size 3, Light Opening Force, No Backcheck
4	Size 4, No Need to Specify
5	Size 5, for use w/Fire Pkgs, No Delay, No Hold Open
6	Size 6, Strong

3/4" Offset, Handed
3/4" Offset, 20 min Rated Handed
3/4" Offset, 3 h Rated Handed

Fastener Packs

AMS	All Metal Screws
W2	All Wood Screws
W1	1/2 Wood Screws
AMSAWS	All Metal Screws All Wood Screws

*** "L" Package Door Thickness Note:**
The standard door thickness is 1-3/4", and is the default unless otherwise specified.

Other alternative sizes are -2, -2-1/4, -2-1/2, -3

Examples: L-E-2-1/2....75242-2-1/2

Example above 20 min. lead lined package for 2-1/2" thick door.

Finish

Painted

600	Primed
689	Aluminum
690	Statuary Bronze
691	Dull Bronze
693	Black
695	Dark Duranodic Bronze
696	Gold
PNT	Special Sprayed Finish (must specify)

Plated

605	Bright Brass
606	Satin Brass
611	Bright Bronze
612	Satin Bronze
613	Oxidized Satin Oil Rubbed
618	Bright Nickel
619	Satin Nickel
625	Bright Chrome
626	Satin Chrome

NOTES:
- All combinations of features and options are not available for all models.
- Please refer to BTS80 Series product brochure for details.
- When replacing standard package hardware with optional hardware, adjust list price accordingly.

Package	Description	Painted Finish $	Plated Finish $
Center Hung, Double Acting, Aluminum Door and Frame (Non-Handed)			
BTS80A	**Complete package**	**—**	**2,635.00**
	BTS80-4, 74010, 7410, 7422, 8062		
BTS80/A LFP	Complete package, less floor plate		Deduct 153.00
Center Hung, Double Acting, Wood or Steel Door and Frame (Non-Handed)			
BTS80B	**Complete package**	**—**	**2,582.00**
	BTS80-4, 74010, 7410, 7421, 8062		
BTS80/B LFP	Complete package, less floor plate		Deduct 153.00
1-1/2" Offset, Single Acting, Wood, Steel or Aluminum Door and Frame (Specify Hand)			
BTS80C	**Complete package**	**—**	**3,207.00**
	BTS80-4, 74010, 7410, 15323, 15120		
BTS80C LFP	Complete package, less floor plate		Deduct 153.00
1-1/2" Offset, Single Acting, 20 Minute Rated Fire Door and Frame (Specify Hand)			
BTS80CE	**Complete package**	**3,311.00**	**3,311.00**
	BTS80 F-5, 74010, 7410, 15323, 15122		
BTS80CE LFP	Complete package, less floor plate		Deduct 153.00
1-1/2" Offset, Single Acting, 3 Hour Rated Fire Door and Frame (Specify Hand)			
BTS80CF	**Complete package**	**3,360.00**	**3,884.00**
	BTS80 F-5, 74010, 7410, 15323, 15133		
BTS80CF LFP	Complete package, less floor plate		Deduct 153.00
3/4" Offset, Single Acting, Wood, Steel or Aluminum Door and Frame (Specify Hand)			
BTS80D	**Complete package**	**—**	**2,727.00**
	BTS80-4, 74010, 7410, 75323, 75120		
BTS80D LFP	Complete package, less floor plate		Deduct 153.00
3/4" Offset, Single Acting, 20 Minute Rated Fire Door and Frame (Specify Hand)			
BTS80E	**Complete Package**	**2,807.00**	**2,807.00**
	BTS80 F-5, 74010, 7410, 75323, 75122		
BTS80E LFP	Complete package, less floor plate		Deduct 153.00
3/4" Offset, Single Acting, 3 Hour Rated Fire Door and Frame (Specify Hand)			
BTS80F	**Complete package**	**2,877.00**	**3,257.00**
	BTS80 F-5, 74010, 7410, 75323, 75133		
BTS80F LFP	Complete package, less floor plate		Deduct 153.00
Center Hung, Single Acting, Aluminum Door and Frame (Specify Hand)			
BTS80G	**Complete package**	**—**	**2,635.00**
	BTS80-4, 80010, 7410, 7422, 8062		
BTS80G LFP	Complete package, less floor plate		Deduct 153.00
Center Hung, Single Acting, Wood or Steel Door and Frame (Specify Hand)			
BTS80H	**Complete package**	**—**	**2,582.00**
	BTS80-4, 80010, 7410, 7421, 8062		
BTS80H LFP	Complete package, less floor plate		Deduct 153.00

NOTE: See BTS80 Accessories for intermediate pivots and individual component list prices.

Package	Description	Painted Finish $	Plated Finish $
Independent Hung, on Hinges, etc. (Non-Handed)			
BTS80I	**Complete package**	**2,585.00**	**2,785.00**
	BTS80-4, 74003, 7410, 7451N-A**		
BTS80I LFP	Complete package, less floor plate		Deduct 153.00
Independent Hung, 3 Hour Rated Steel, 1-1/2 hour Rated Wood Fire Doors Hung on Hinges, etc. (Specify Hand)			
BTS80IF	**Complete package**	**2,628.00**	**3,015.00**
	BTS80 F-5, 74003, 7410, 7451N		
BTS80IF LFP	Complete package, less floor plate		Deduct 153.00
3/4" Offset, Single Acting, Wood or Steel Lead Lined Door and Frame, for 1-3/4" thick door (Specify Hand)			
BTS80L	**Complete package**	**—**	**3,445.00**
	BTS80-4, 74010, 7410, 75343, 75140		
BTS80L LFP	Complete package, less floor plate		Deduct 153.00
3/4" Offset, Single Acting, Lead Lined 20 Minute Rated Fire Door and Frame, for 1-3/4" thick door (Specify Hand)			
BTS80LE	**Complete package**	**3,528.00**	**3,528.00**
	BTS80 F-5, 74010, 7410, 75343, 75142		
BTS80LE LFP	Complete package, less floor plate		Deduct 153.00
3/4" Offset, Single Acting, Lead Lined 3 Hour Rated Fire Door and Frame, for 1-3/4" thick door (Specify Hand)			
BTS80LF	**Complete package**	**3,616.00**	**3,888.00**
	BTS80 F-5, 74010, 7410, 75343, 75143		
BTS80LF LFP	Complete package, less floor plate		Deduct 153.00
Independent Hung, on Pocket Pivots (Non-Handed)			
BTS80P	**Complete package (priced w/ 3 pivots)**	**4,803.00**	**5,445.00**
	BTS80-4, 74003, 7410, 7451N-A, 75520		
BTS80P LFP	**Complete package, less floor plate**		Deduct 153.00
	(priced w/ 3 pivots)		
Independent Hung, 3 Hour Rated Steel, 1-1/2 Hour Rated Wood Fire Doors Hung on Pocket Pivots (Specify Hand)			
BTS80PF	**Complete package (priced w/ 3 pivots)**	**4,997.00**	**5,828.00**
	BTS80 F-5, 74003, 7410, 7451N, 75523		
BTS80PF LFP	**Complete package, less floor plate**		Deduct 153.00
	(priced w/ 3 pivots)		

* Floor closer is painted black only. Cement case is galvanized steel.
Spindle is available in zinc plated finish only.
Center hung bottom arms are available in zinc plated finish only (7421/7422).
Floor plate is only available in plated finishes.

** Bottom arm for painted finish would be 7451N.
See BTS80 Accessories for intermediate pivots. See BTS Accesssories for individual component list prices.
See **Options** for Less **Cement Box**.

Options

(List Price 'add' when ordered with complete closer)

Item	Description	Painted Add $	Plated Add $
3	ANSI size 3, light opening force, non-fire rated doors (previously BFE)	N/C	—
6	ANSI size 6, spring for up to 4'0" exterior or 4'6" interior non-fire rated doors (previously Sz 3)	N/C	—
AMS	All metal screws	N/C	—
AMSAWS	All metal screws, all wood screws	20.00	27.00
W1	Half wood screws	13.00	14.00
W2	All wood screws	15.00	17.00
74003, 74005, 74007, 74010	5/16", 1/2", 5/8", or 3/4" clearance spindle	N/C	—
74012, 74015, 74020	13/16", 7/8", or 1-1/8" clearance spindle	44.00	—
74025, 74030, 74035	1-5/16", 1-1/2", or 1-11/16" clearance spindle	44.00	—
74040, 74045, 74050	1-7/8", 2-1/16", or 2-5/16" clearance spindle	44.00	—
TP80	▲Terrazo pan for BTS 80, 80 F, 80 EMB — 3/4" offset (handed)	—	896.00
TP80CH	▲Terrazo pan for BTS 80, 80 F, 80 EMB — Center hung or 1-1/2" offset	—	816.00
SC2	Sealing compound	127.00	—
LBX	Less cement box	Deduct 24.00	—
Custom Color	Custom painted finish selected from RAL color pallet book. For details, see **Finishes Cross Reference,** page viii.		
	per order, setup charge **(Net)**	179.00	—
	per closer, list add	111.00	—
Designer Color	Designer painted color matched to supplied samples. Three (3) each 2" × 3" colorchip samples required. For details, see **Finishes Cross Reference,** page viii.		
	per order, non-refundable development/ setup charge **(Net)**	431.00	—
	per closer, list add	111.00	—

Spindle Inserts for Center Hung Single Acting Packages

Item	Description	Painted Add $	Plated Add $
80003, 80005, 80010	5/16", 1/2" or 3/4" clearance spindle (specify hand)	N/C	—
80015, 80020, 80025, 80030	7/8", 1-1/8", 1-5/16" or 1-1/2" clearance spindle (specify hand)	44.00	—

▲ Terrazo pans are available stainless steel only.

Accessories

Pivots

Item	Description	Painted Finish $	Plated Finish $
3/4" Offset Hung Intermediate Pivots**			
75220	Full mortise standard intermediate pivot	493.00	493.00
75222	Full mortise intermediate pivot — 20 minute rated fire door	526.00	526.00
75233	Full mortise intermediate pivot — 3 hour rated fire door	552.00	1,064.00
75240	Full mortise intermediate pivot — 1-3/4" lead lined doors	738.00	738.00
75242	Full mortise intermediate pivot — 20 minute rated, 1-3/4" lead-lined doors	779.00	779.00
75243	Full mortise intermediate pivot — 3 hour rated, 1-3/4" lead-lined doors	799.00	1,489.00
1-1/2" Offset Hung Intermediate Pivots**			
15220	Full mortise standard intermediate pivot	738.00	738.00
15222	Full mortise intermediate pivot — 20 minute rated fire door	799.00	799.00
15233	Full mortise intermediate pivot — 3 hour rated fire door	819.00	1,431.00
Power Transfer Pivots			
75200	Through-wire 3/4" offset intermediate pivot — 8 wire**	915.00	915.00
E80622	Through-wire center hung top pivot (2 wire)	996.00	996.00
E80624	Through-wire center hung top pivot (4 wire)	996.00	996.00

** All intermediate pivots are handed.

NOTES:
- Only packages with an "E" or "F" designation in the package description are available in painted finishes.
- Specify package designation, hand (when required), finish, and options or accessories when ordering.
- Complete package prices are indicated in bold.
- When ordering a package "less components," deduct the list price for the component removed.
- Cover plate not available in painted finish. Cover plate will be plated to match when ordering with painted finishes.
- All packages furnished with all machine screws standard (AMS).
- Lead-lined packages shown are for 1-3/4" thick doors. For lead-lined doors from 2" up to 3" thick, add $107.00 list to the package price. Example, specify: BTS80L-3 for a 3" thick door.
- Lead-lined packages are designed for doors with lead in center of door thickness.
- Package price for P or PF packages includes 3 pocket pivots.

BTS80 EMB Series

Ordering Guide

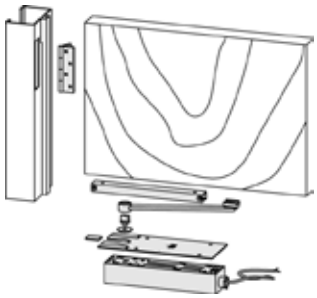

Spindle

80030	1-1/2" Pre-Loaded Spindle
80025	1-5/16" Pre-Loaded Spindle
80020	1-1/8" Pre-Loaded Spindle
80015	7/8" Pre-Loaded Spindle
80010	3/4" Pre-Loaded Spindle
80005	1/2" Pre-Loaded Spindle
80003	5/16" Pre-Loaded Spindle
74050	2-5/16" Spindle
74045	2-1/16" Spindle
74040	1-7/8" Spindle
74035	1-11/16" Spindle
74030	1-1/2" Spindle
74025	1-5/16" Spindle
74020	1-1/8" Spindle
74015	7/8" Spindle
74012	13/16" Spindle
74010	3/4" Spindle
74007	5/8" Spindle
74005	1/2" Spindle
74003	5/16" Spindle

Optional Accessories

E80624	Through Wire CH Top Pivot (4 wire)
E80622	Through Wire CH Top Pivot (2 wire)
8062	CH Top Pivot
75200	Through Wire Intermediate Pivot for 3/4" Offset
15233	3 h Intermediate Pivot for 1-1/2" Offset
15222	20 min Intermediate Pivot for 1-1/2" Offset
15220	Intermediate Pivot for 1-1/2" Offset
75243	3 h Intermediate Pivot for Lead Lined 3/4" Offset (see note*)
75242	20 min Intermediate Pivot for Lead Lined 3/4" Offset (see note*)
75240	Intermediate Pivot for Lead Lined 3/4" Offset (see note*)
75233	3 h Intermediate Pivot for 3/4" Offset
75222	20 min Intermediate Pivot for 3/4" Offset
75220	Intermediate Pivot for 3/4" Offset
SC2	Sealing Compound
TP80 CH	Terrazo Pan CH and 1-1/2" Offset
TP80	Terrazo Pan for 3/4" Offset

Hand

LH	Specify for Left Handed Units
RH	Specify for Right Handed Units

Deducts

LFP	Less Floor Plate
LTP	Less Top Pivot

Series

BTS80EMB

BTS80EMB	D	5	74010	RH	AMS		626	

Package

C	1-1/2" Offset, Handed
C-E	1-1/2" Offset, 20 min Rated Handed
C-F	1-1/2" Offset, 3 h Rated Handed
D	3/4" Offset, Handed
E	3/4" Offset, 20 min Rated Handed
F	3/4" Offset, 3 h Rated Handed
G	CH Single Acting, Aluminum Door and Frame
H	CH Single Acting, Wood or Steel Door and Frame
I	Independent Hung, Non-Handed
IF	Independent Hung, Up to 3 h Rated, Non-Handed
L	3/4" Offset Lead Lined, Handed*
L-E	3/4" Offset Lead Lined, 20 min Rated Handed*
L-F	3/4" Offset Lead Lined, 3 h Rated Handed*

Spring Size

5	ANSI Size 5

Fastener Packs

AMS	All Metal Screws
W2	All Wood Screws
W1	1/2 Wood Screws
AMSAWS	All Metal Screws All Wood Screws

Finish

Painted

600	Primed
689	Aluminum
690	Statuary Bronze
691	Dull Bronze
693	Black
695	Dark Duranodic Bronze
696	Gold
PNT	Special Sprayed Finish (must specify)

Plated

605	Bright Brass
606	Satin Brass
611	Bright Bronze
612	Satin Bronze
613	Oxidized Satin Oil Rubbed
618	Bright Nickel
619	Satin Nickel
625	Bright Chrome
626	Satin Chrome

*** "L" Package Door Thickness Note:**
The standard door thickness is 1-3/4", and is the default unless otherwise specified.

Other alternative sizes are -2, -2-1/4, -2-1/2, -3

Examples: L-E-2-1/2....75242-2-1/2

Example above 20 min. lead lined package for 2-1/2" thick door.

NOTES:
- All combinations of features and options are not available for all models.
- Please refer to BTS80 EMB Series product brochure for details.

Package	Description	Painted Finish $	Plated Finish $
1-1/2" Offset, Single Acting, Wood, Steel or Aluminum Door and Frame (Specify Hand)			
BTS80 EMBC	**Complete package**	**—**	**6,163.00**
	80 EMB-5, 74010, 7410, 15323, 15120		
BTS80 EMBC LFP	Complete package, less floor plate		Deduct 153.00
1-1/2" Offset, Single Acting, 20 Minute Rated Fire Door and Frame (Specify Hand)			
BTS80 EMBCE	**Complete package**	**6,226.00**	**6,226.00**
	80 EMB-5, 74010, 7410, 15323, 15122		
BTS80 EMBCE LFP	Complete package, less floor plate		Deduct 153.00
1-1/2" Offset, Single Acting, 3 Hour Rated Fire Door and Frame (Specify Hand)			
BTS80 EMBCF	**Complete package**	**6,274.00**	**6,796.00**
	80 EMB-5, 74010, 7410, 15323, 15133		
BTS80 EMBCF LFP	Complete package, less floor plate		Deduct 153.00
3/4" Offset, Single Acting, Wood, Steel or Aluminum Door and Frame (Specify Hand)			
BTS80 EMBD	**Complete package**	**—**	**5,684.00**
	80 EMB-5, 74010, 7410, 75323, 75120		
BTS80 EMBD LFP	Complete package, less floor plate	—	Deduct 153.00
3/4" Offset, Single Acting, 20 Minute Rated Fire Door and Frame (Specify Hand)			
BTS80 EMBE	**Complete package**	**5,720.00**	**5,720.00**
	80 EMB-5, 74010, 7410, 75323, 75122		
BTS80 EMBE LFP	Complete package, less floor plate		Deduct 153.00
3/4" Offset, Single Acting, 3 Hour Rated Fire Door and Frame (Specify Hand)			
BTS80 EMBF	**Complete package**	**5,791.00**	**6,113.00**
	80 EMB-5, 74010, 7410, 75323, 75133		
BTS80 EMBF LFP	Complete package, less floor plate		Deduct 153.00
Center Hung, Single Acting, Aluminum Door and Frame (Specify Hand)			
BTS80 EMBG	**Complete package**	**—**	**5,586.00**
	80 EMB-5, 80010, 7410, 7422, 8062		
BTS80 EMBG LFP	Complete package, less floor plate	—	Deduct 153.00
Center Hung, Single Acting, Wood or Steel Door and Frame (Specify Hand)			
BTS80 EMBH	**Complete package**	**—**	**5,535.00**
	80 EMB-5, 80010, 7410, 7421, 8062		
BTS80 EMBH LFP	Complete package, less floor plate	—	Deduct 153.00
Independent Hung, on Hinges, etc. (Specify Hand)			
BTS80 EMBI	**Complete package**	**5,542.00**	**5,739.00**
	80 EMB-5, 74003, 7410, 7451N-A		
BTS80 EMBI LFP	Complete package, less floor plate		Deduct 153.00
Independent Hung, 3 Hour Rated Steel, 1-1/2 Hour Rated Wood Fire Door Hung on Hinges, etc. (Specify Hand)			
BTS80 EMBIF	**Complete package**	**5,542.00**	**5,928.00**
	80 EMB-5, 74003, 7410, 7451N**		
BTS80 EMBIF LFP	Complete package, less floor plate		Deduct 153.00

NOTE: See BTS80 EMB Accessories for intermediate pivots. See BTS Accesssories for individual component list prices.

Package	Description	Painted Finish $	Plated Finish $
3/4" Offset, Single Acting, Lead Lined, Wood, or Steel Door and Frame, for 1-3/4" thick door (Specify Hand)			
BTS80 EMBL	**Complete package**	**—**	**6,400.00**
	80 EMB-5, 74010, 7410, 75343, 75140		
BTS80 EMBL LFP	Complete package, less floor plate		Deduct 153.00
3/4" Offset, Single Acting, Lead Lined 20 Minute Rated Fire Door and Frame, for 1-3/4" thick door (Specify Hand)			
BTS80 EMBL-E	**Complete package**	**6,437.00**	**6,437.00**
	80 EMB-5, 74010, 7410, 75343, 75142		
BTS80 EMBLE LFP	Complete package, less floor plate		Deduct 153.00
3/4" Offset, Single Acting, Lead Lined 3 Hour Rated Fire Door and Frame, for 1-3/4" thick door (Specify Hand)			
BTS80 EMBL-F	**Complete package**	**6,525.00**	**6,797.00**
	80 EMB-5, 74010, 7410, 75343,75143		
BTS80 EMBLF LFP	Complete package, less floor plate		Deduct 153.00

* Floor closer is painted black only. Cement case is galvanized steel.
Spindle is available in zinc plated finish only.
Center hung bottom arms are available in zinc plated finish only (7421/7422).
Floor plate is only available in plated finishes.

** Bottom arm for painted finish would be 7451N.
See BTS80 EMB Accessories for intermediate pivots. See BTS Accesssories for individual component list prices.
See Options for Less Cement Box.

Options

(List Price 'add' when ordered with complete closer)

Item	Description	Painted Add $	Plated Add $
AMS	All metal screws	N/C	0.00
AMSAWS	All metal screws, all wood screws	20.00	27.00
W1	Half wood screws	13.00	14.00
W2	All wood screws	15.00	17.00
74003, 74005, 74007, 74010	5/16", 1/2", 5/8", or 3/4" clearance spindle	N/C	0.00
74012, 74015, 74020	13/16", 7/8", or 1-1/8" clearance spindle	44.00	0.00
74025, 74030, 74035	1-5/16", 1-1/2", or 1-11/16" clearance spindle	44.00	0.00
74040, 74045, 74050	1-7/8", 2-1/16", or 2-5/16" clearance spindle	44.00	0.00
TP80	▲ Terrazo pan for BTS 80, 80 F, 80 EMB - 3/4" offset (handed)	—	896.00
TP80 CH	▲ Terrazo pan for BTS 80, 80 F, 80 EMB - Center hung or 1-1/2" offset	—	816.00
SC2	Sealing compound	127.00	—
Custom Color	Custom painted finish selected from RAL color pallet book. For details, see **Finishes Cross Reference**, page viii.		
	per order, setup charge **(Net)**	179.00	—
	per closer, list add	111.00	—
Designer Color	Designer painted color matched to supplied samples. Three (3) each 2" × 3" colorchip samples required. For details, see **Finishes Cross Reference**, page viii.		
	per order, non-refundable development/ setup charge **(Net)**	431.00	—
	per closer, list add	111.00	—

Spindle Inserts for Center Hung Single Acting Packages

Item	Description	Painted Add $	Plated Add $
80003, 80005, 80010	5/16", 1/2" or 3/4" clearance spindle (specify hand)	N/C	—
80015, 80020, 80025, 80030	7/8", 1-1/8", 1-5/16" or 1-1/2" clearance spindle (specify hand)	44.00	—

▲ Terrazo pans are available stainless steel only.

Accessories

Pivots

Item	Description	Painted Finish $	Plated Finish $
3/4" Offset Hung Intermediate Pivots**			
75220	Full mortise standard intermediate pivot	493.00	493.00
75222	Full mortise intermediate pivot — 20 minute rated fire door	526.00	526.00
75233	Full mortise intermediate pivot — 3 hour rated fire door	552.00	1,064.00
75240	Full mortise intermediate pivot — 1-3/4" lead-lined doors	738.00	738.00
75242	Full mortise intermediate pivot — 20 minute rated, 1-3/4" lead-lined doors	779.00	779.00
1-1/2" Offset Hung Intermediate Pivots**			
15220	Full mortise standard intermediate pivot	738.00	738.00
15222	Full mortise intermediate pivot — 20 minute rated fire door	799.00	799.00
15233	Full mortise intermediate pivot — 3 hour rated fire door	819.00	1,431.00
Power Transfer Pivots			
75200	Through-wire 3/4" offset intermediate pivot — 8 wire**	915.00	915.00
E80622	Through-wire center hung top pivot (2 wire)	996.00	996.00
E80624	Through-wire center hung top pivot (4 wire)	996.00	996.00

** All intermediate pivots are handed.

Miscellaneous

Item	Description	List $
TP80	▲ Terrazo pan for BTS 80, 80 F, 80 EMB — 3/4" offset (Handed)	896.00
TP80CH	Terrazo pan for BTS 80, 80 F, 80 EMB — Center hung or 1-1/2" offset	816.00
SC2	Sealing compound	127.00

▲ Terrazo pans are available stainless steel only.

NOTES:
- Only packages with an "E" or "F" designation in the package description are available in painted finishes.
- Specify package designation, hand (when required), finish, and options or accessories when ordering.
- Complete package prices are indicated in bold.
- When ordering a package "less components," deduct the list price for the component removed.
- Cover plate not available in painted finish. Cover plate will be plated to match when ordering with painted finishes.
- All packages furnished with all machine screws standard (AMS).
- Lead-lined packages shown are for 1-3/4" thick doors. For lead-lined doors from 2" up to 3" thick, add $107.00 list to the package price. Example, specify: BTS80/L-3 for a 3" door.

BTS75V SERIES

Ordering Guide

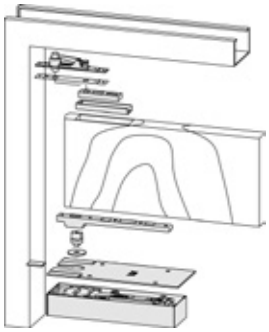

Spindle

1-1/2" Pre-Loaded Spindle	80030
1-5/16" Pre-Loaded Spindle	80025
1-1/8" Pre-Loaded Spindle	80020
7/8" Pre-Loaded Spindle	80015
3/4" Pre-Loaded Spindle	80010
1/2" Pre-Loaded Spindle	80005
5/16" Pre-Loaded Spindle	80003
2-5/16" Spindle	74050
2-1/16" Spindle	74045
1-7/8" Spindle	74040
1-11/16" Spindle	74035
1-1/2" Spindle	74030
1-5/16" Spindle	74025
1-1/8" Spindle	74020
7/8" Spindle	74015
13/16" Spindle	74012
3/4" Spindle	74010
5/8" Spindle	74007
1/2" Spindle	74005
5/16" Spindle	74003

Hold Open

150° Hold Open (BF Not Available)	105
90° Hold Open	90
Non-Hold Open	NHO

Series

BTS75V

Optional Accessories

(multiple options can be ordered)

E80624	Through Wire CH Top Pivot (4 wire)
E80622	Through Wire CH Top Pivot (2 wire)
8062	CH Top Pivot
75200	Through Wire Intermediate Pivot for 3/4" Offset
15233	3h Intermediate Pivot for 1-1/2" Offset
15222	20 min Intermediate Pivot for 1-1/2" Offset
15220	Through Wire Intermediate Pivot for 1-1/2" Offset
75233	3 h Intermediate Pivot for 3/4" Offset
75222	20 min Intermediate Pivot for 3/4" Offset
75220	Intermediate Pivot for 3/4" Offset
SC2	Sealing Compound
TP75 CH	Terrazo Pan CH and 1-1/2" Offset
TP75	Terrazo Pan for 3/4" Offset

Deducts

LBX	Less Cement Box
LFP	Less Floor Plate
LTP	Less Top Pivot

BTS75V	D		NHO	74010	RH	AMS		626	

Package

A	CH Double Acting, Aluminum Door and Frame
B	CH Double Acting, Wood or Steel Door and Frame
C	1-1/2" Offset, Handed
C-E	1-1/2" Offset, 20 min Rated Handed
C-F	1-1/2" Offset, 3 h Rated Handed
D	3/4" Offset, Handed
E	3/4" Offset, 20 min Rated Handed
F	3/4" Offset, 3 h Rated Handed
G	CH Single Acting, Aluminum Door and Frame
H	CH Single Acting, Wood or Steel Door and Frame
I	Independent Hung, Non-Handed
IF	Independent Hung, Up to 3 h Rated, Non-Handed
P	Independent Hung On Pocket Pivots, Non-Handed
PF	Independent Hung On Pocket Pivots, Up to 3 h Rated, Non-Handed

Spring Size

Std.	No Need to Specify Size 1–4, No Delay
BF	Size 1–4, No Backcheck

Hand

LH	Specify for Left Handed Units
RH	Specify for Right Handed Units

Fastener Packs

AMS	All Metal Screws
W2	All Wood Screws
W1	1/2 Wood Screws
AMSAWS	All Metal Screws All Wood Screws

Finish

Painted

600	Primed
689	Aluminum
690	Statuary Bronze
691	Dull Bronze
693	Black
695	Dark Duranodic Bronze
696	Gold
PNT	Special Sprayed Finish (must specify)

Plated

Bright Brass	605
Satin Brass	606
Bright Bronze	611
Satin Bronze	612
Oxidized Satin Oil Rubbed	613
Bright Nickel	618
Satin Nickel	619
Bright Chrome	625
Satin Chrome	626

NOTES:
- All combinations of features and options are not available for all models.
- Please refer to BTS75V Series product brochure for details.

Package	Description	Painted Finish $	Plated Finish $
Center Hung, Double Acting, Aluminum Door and Frame (Non-Handed)			
BTS75VA	**Complete package**	**—**	**2,477.00**
	BTS75V NHO, 74010, 7510, 7422, 8062		
BTS75VA LFP	Complete package, less floor plate		Deduct 153.00
Center Hung, Double Acting, Wood or Steel Door and Frame (Non-handed)			
BTS75VB	**Complete Package**	**—**	**2,425.00**
	BTS75V NHO, 74010, 7510, 7421, 8062		
BTS75VB LFP	Complete package, less floor plate		Deduct 153.00
1-1/2" Offset, Single Acting, Wood, Steel, or Aluminum Door and Frame (Specify Hand)			
BTS75VC	**Complete package**	**—**	**3,051.00**
	BTS75V NHO, 74010, 7510, 15323, 15120		
BTS75VC LFP	Complete package, less floor plate		Deduct 153.00
1-1/2" Offset, Single Acting, 20 Minute Rated Fire Door and Frame (Specify Hand)			
BTS75VCE	**Complete package**	**3,111.00**	**3,111.00**
	BTS75V NHO, 74010, 7510, 15323, 15122		
BTS75VCE LFP	Complete package, less floor plate		Deduct 153.00
1-1/2" Offset, Single Acting, 3 Hour Rated Fire Door and Frame (Specify Hand)			
BTS75VCF	**Complete package**	**3,163.00**	**3,682.00**
	BTS75V NHO, 74010, 7510, 15323, 15133		
BTS75VCF LFP	Complete package, less floor plate		Deduct 153.00
3/4" Offset, Single Acting, Wood, Steel, or Aluminum Door and Frame (Specify Hand)			
BTS75VD	**Complete Package**	**—**	**2,568.00**
	BTS75V NHO, 74010, 7510, 75323, 75120		
BTS75VD LFP	Complete package, less floor plate		Deduct 153.00
3/4" Offset, Single Acting, 20 Minute Rated Fire Door and Frame (Specify Hand)			
BTS75VE	**Complete package**	**2,607.00**	**2,607.00**
	BTS75V NHO, 74010, 7510, 75323, 75122		
BTS75VE LFP	Complete package, less floor plate		Deduct 153.00
3/4" Offset, Single Acting, 3 Hour Rated Fire Door and Frame (Specify Hand)			
BTS75VF	**Complete package**	**2,679.00**	**3,002.00**
	BTS75V NHO, 74010, 7510, 75323, 75133		
BTS75VF LFP	Complete package, less floor plate		Deduct 153.00
Center Hung, Single Acting, Aluminum Door and Frame (Specify Hand)			
BTS75VG	**Complete package**	—	**2,476.00**
	BTS75V NHO, 80010, 7510, 7422, 8062		
BTS75VG LFP	Complete package, less floor plate		Deduct 153.00
Center Hung, Single Acting, Wood or Steel Door and Frame (Specify Hand)			
BTS75VH	**Complete package**	**—**	**2,425.00**
	BTS75V NHO, 80010, 7510, 7421, 8062		
BTS75VH LFP	Complete package, less floor plate		Deduct 153.00

NOTES:
- See BTS75V Accessories for intermediate pivots. See BTS Accesssories for individual component list prices.

Package	Description	Painted Finish $	Plated Finish $
Independent Hung, on Hinges, etc. (Non-Handed)			
BTS75VI	**Complete package**	**2,426.00**	**2,628.00**
	BTS75V NHO, 74003, 7510, 7451N-A**		
BTS75VI LFP	Complete package, less floor plate		Deduct 153.00
Independent Hung, 3 Hour Rated Steel and 1-1/2 Hour Rated Wood Fire Doors Hung on Hinges, etc. (Non-Handed)			
BTS75VIF	**Complete package**	**2,426.00**	**2,814.00**
	BTS75V NHO, 74003, 7510, 7451N		
BTS75VIF LFP	Complete package, less floor plate		Deduct 153.00
Independent Hung, on Pocket Pivots (Non-Handed)			
BTS 75VP	**Complete package (priced w/ 3 pivots)**	**4,641.00**	**5,289.00**
	BTS75V NHO, 74003, 7510, 7451N-A, 75520		
BTS75VP LFP	Complete package, less floor plate		Deduct 153.00
Independent Hung, 3 Hour Rated Steel and 1-1/2 Hour Rated Wood Fire Doors Hung on Pocket Pivots (Specify Hand)			
BTS75VPF	**Complete package (priced w/ 3 pivots)**	**4,758.00**	**5,627.00**
	BTS75V NHO, 74003, 7510, 7451N, 75523		
BTS75VPF LFP	Complete package, less floor plate		Deduct 153.00

* Floor closer is painted black only. Cement case is galvanized steel.
Spindle is available in zinc plated finish only.
Center hung bottom arms are available in zinc plated finish only (7421/7422).
Floor plate is only available in plated finishes.

** Bottom arm for painted finish would be 7451N.
See BTS Accesssories for individual component list prices.
See Options for Less Cement Box.

Options

(List Price 'add' when ordered with complete closer)

Item	Description	Painted Add $	Plated Add $
90	90° hold open	102.00	—
105	105° hold open	102.00	—
BF, BF 90	Barrier free for non-fire doors only	N/C	—
AMS	All metal screws	N/C	—
AMSAWS	All metal screws, all wood screws	20.00	27.00
W1	Half wood screws	13.00	14.00
W2	All wood screws	15.00	17.00
74003, 74005, 74007, 74010	5/16", 1/2", 5/8", or 3/4" clearance spindle	N/C	—
74012, 74015, 74020	13/16", 7/8", or 1-1/8" clearance spindle	44.00	—
74025, 74030, 74035	1-5/16", 1-1/2", or 1-11/16" clearance spindle	44.00	—
74040, 74045, 74050	1-7/8", 2-1/16", or 2-5/16" clearance spindle	44.00	—
TP75	▲ Terrazo pan for BTS 75V — 3/4" offset (Handed)	—	855.00
TP75CH	▲ Terrazo pan for BTS 75V — Center hung or 1-1/2" offset	—	776.00
SC2	Sealing compound	127.00	—
LBX	Less cement box	Deduct 24.00	
Custom Color	Custom painted finish selected from RAL color pallet book. For details, see **Finishes Cross Reference**, page viii.		
	per order, setup charge **(Net)**	179.00	—
	per closer, list add	111.00	—
Designer Color	Designer painted color matched to supplied samples. Three (3) each 2" × 3" colorchip samples required. For details, see **Finishes Cross Reference**, page viii.		
	per order, non-refundable development/ setup charge **(Net)**	431.00	—
	per closer, list add	111.00	—

▲ Terrazo pans are available stainless steel only.

Spindle Inserts for Center Hung Single Acting Packages

Item	Description	Painted Add $	Plated Add $
80003, 80005, 80010	5/16", 1/2", or 3/4" clearance spindle (specify hand)	N/C	—
80015, 80020, 80025, 80030	7/8", 1-1/8", 1-5/16", or 1-1/2" clearance spindle (specify hand)	44.00	—

Accessories

Pivots

Item	Description	Painted Finish $	Plated Finish $
3/4" Offset Hung Intermediate Pivots**			
75220	Full mortise standard intermediate pivot	493.00	493.00
75222	Full mortise intermediate pivot — 20 minute rated fire door	526.00	526.00
75233	Full mortise intermediate pivot — 3 hour rated fire door	552.00	1,064.00
1-1/2" Offset Hung Intermediate Pivots**			
15220	Full mortise standard intermediate pivot	738.00	738.00
15222	Full mortise intermediate pivot — 20 minute rated fire door	799.00	799.00
15233	Full mortise intermediate pivot — 3 hour rated fire door	819.00	1,431.00
Power Transfer Pivots			
75200	Through-wire 3/4" offset intermediate pivot — 8 wire**	915.00	915.00
E80622	Through-wire center hung top pivot (2 wire)	996.00	996.00
E80624	Through-wire center hung top pivot (4 wire)	996.00	996.00

** All intermediate pivots are handed.

NOTES:
- Only packages with an "E" or "F" designation in the package description are available in painted finishes.
- Specify package designation, hand (when required), finish, and options or accessories when ordering.
- Complete package prices are indicated in bold.
- When ordering a package "less components," deduct the list price of the removed component.
- Cover plate not available in painted finish. Cover plate will be plated to match when ordering with painted finishes.
- All packages furnished with all machine screws standard (AMS).
- Package price for P or PF packages includes 3 pocket pivots.
- When BTS75D Package is ordered through Select Service, the BF closer is supplied as the default, unless specified otherwise.

ITS96 Series

Ordering Guide

Painted Finish

PNT	Special Sprayed Finish (must specify)
696	Gold
695	Dark Duranodic Bronze
693	Black
691	Dull Bronze
690	Statuary Bronze
689	Aluminum
600	Primed

Mounting Kit Options

Steel Frame Mounting Kit	BRKTMD
Wood Frame Mount Kit	BRKTWD

Application

Inverted (closer in frame)	INV
Standard	

ITS96		13	NHO		689

Series

ITS96	

Spring Size

Size 1–3	13
Size 2–5	25

Hold Open

HO	Hold Open
NHO	Non-Hold Open

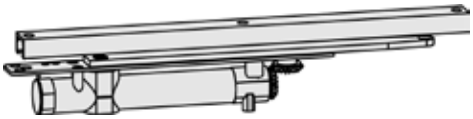

Plated Finish

605	Bright Brass
606	Satin Brass
611	Bright Bronze
612	Satin Bronze
613	Oxidized Satin Oil Rubbed Bronze
618	Bright Nickel
619	Satin Nickel
625	Bright Chrome
626	Satin Chrome

NOTES:
- All combinations of features and options are not available for all models.
- Please refer to ITS96 Series product brochure for details.

Body	Mounting	Painted Finish $	Plated Finish $
Non-Hold Open			
ITS9613	Concealed in door (size 1–3)	806.00	1,001.00
ITS9625	Concealed in door (size 2–5)	961.00	1,198.00
Hold Open			
ITS9613 HO	Concealed in door w/hold open (size 1–3)	916.00	1,110.00
ITS9625 HO	Concealed in door w/hold open (size 2–5)	1,074.00	1,304.00

Options

(List Price 'add' when ordered with complete closer)

Item	Description	Painted Add $	Plated Add $
INV	Inverted ITS96 (closer in header)	34.00	60.00
BRKT ITS WOOD	Wood frame mounting kit	53.00	—
BRKT ITS METAL	Steel frame mounting kit	53.00	—
Custom Color	Custom painted finish selected from RAL color pallet book. For details, see **Finishes Cross Reference**, page viii.		
	per order, setup charge **(Net)**	179.00	—
	per closer, list add	59.00	—
Designer Color	Designer painted color matched to supplied samples. Three (3) each 2" × 3" color chip samples required. For details, see **Finishes Cross Reference**, page viii.		
	per order, non-refundable development/setup charge **(Net)**	431.00	—
	per closer, list add	59.00	—

NOTES:
- Standard configuration is painted arm with track channel to match (shown in bold); closer and closer mounting plate are one finish only.
- Plated finish price includes arm plated and track sprayed with complementary finish.
- Minimum door thickness for ITS9625 is 2" when concealed in the door.
  For 1-3/4" thick doors, install ITS9625 in the header (i.e. ITS9625 INV).

RTS88 Series

Ordering Guide

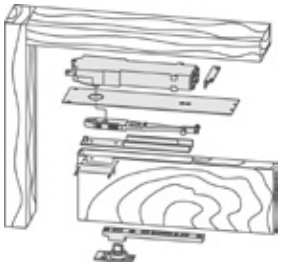

Series

RTS	

Hold Open

Non-Hold Open	NHO
Hold Open	HO

Fastener Packs

All Metal Screws All Wood Screws	AMSAWS
1/2 Wood Screws	W1
All Wood Screws	W2
All Metal Screws	AMS

Accessories

8836S	Closer Arm for 7/8" Top Rail Glass Shoe
8820J	Conversion Bracket for Jackson OHC
8521E	1-5/16" Spindle Extention

Adds or Deducts

LBA	Less Bottom Arm
LTA	Less Top Arm
LBP	Less Bottom Pivot
5MM	W/ 5mm Extended Spindle
LMC	Less Mounting Channel
8563	Cover Plate for Aluminum Frame Application

RTS	03	105	NHO	Sz3	AMS		626	

Package

01	CH Side, Aluminum
02	CH Side, Aluminum
03	CH Side, Steel
04	CH Side, Wood Door, Steel Frame
05	CH Side, Wood
06	CH Side, Wood Door, Aluminum Frame
07	CH End, Aluminum
08	CH End, Aluminum
09	CH End, Aluminum
10	CH End, Aluminum
11	CH End, Aluminum
12	CH End, Aluminum
13	CH End, Aluminum
14	CH End, Aluminum
15	CH End, Aluminum
16	CH End, Aluminum
17	CH End, Aluminum
18	CH End, Aluminum
19	CH End, Aluminum
20	CH End, Aluminum
21	CH End, Aluminum
22	CH End, Aluminum
25	Hinge Hung, Aluminum
26	3/4" Offset, Aluminum
27	Hinge or 3/4" Offset, Steel
28	Hinge or 3/4" Offset, Wood Door, Steel Frame
29	Hinge or 3/4" Offset, Wood
30	Hinge, Wood Door, Aluminum Frame
31	3/4" Offset, Wood Door, Aluminum Frame

Cushion

105	105° Cushion
90	90° Cushion

Spring Size

Sz2	Light Opening Force
Sz3	Standard Closing Force
Sz4	Strongest Closing Force
BFE	Light Opening Force for Exterior Doors
BFI	Lightest Opening Force for Interior

Finish

Painted

600	Primed
689	Aluminum
690	Statuary Bronze
691	Dull Bronze
693	Black
695	Dark Duranodic Bronze
696	Gold
PNT	Special Sprayed Finish (must specify)

Plated

605	Bright Brass
606	Satin Brass
611	Bright Bronze
612	Satin Bronze
613	Oxidized Satin Oil Rubbed
618	Bright Nickel
619	Satin Nickel
625	Bright Chrome
626	Satin Chrome

NOTES:
- All combinations of features and options are not available for all models.
- Please refer to RTS88 Series product brochure for details.

Package	Description	Painted Finish $	Plated Finish $
Center Hung Side Load, Double or Single Acting, Aluminum Door and Frame (Non-Handed)			
RTS01	**Complete package**	**1,034.00**	**—**
	RTS88, 8831, 8572		
RTS01 × 8563	Complete package, including 8563 frame cover plate	1,149.00	—
Center Hung Side Load, Double or Single Acting, Aluminum Door and Frame (Non-Handed)			
RTS02	**Complete package**	**1,076.00**	**—**
	RTS88, 8831, 8570		
RTS02 × 8563	Complete package, including 8563 frame cover plate	1,193.00	—
Center Hung Side Load, Double or Single Acting, Steel Door and Frame (Non-Handed)			
RTS03	**Complete package**	**1,491.00**	**1,657.00**
	RTS88, 8831, 7471K, 7421, 8575, 8532**		
RTS03 LMC	Complete package, less mounting channel	1,390.00	1,559.00
Center Hung Side Load, Double or Single Acting, Wood Door and Steel Frame (Non-Handed)			
RTS04	**Complete package**	**1,630.00**	**1,800.00**
	RTS88, 8832, 7471K, 7421, 8575, 8532**, W1		
RTS04 LMC	Complete package, less mounting channel	1,533.00	1,701.00
Center Hung Side Load, Double or Single Acting, Wood Door and Frame (Non-Handed)			
RTS05	**Complete package**	**1,525.00**	**1,701.00**
	RTS88, 8832, 7471K, 7421, 8561, W2		
Center Hung Side Load, Double or Single Acting, Wood Door and Aluminum Frame (Non-Handed)			
RTS06	**Complete package**	**1,402.00**	**1,571.00**
	RTS88, 8832, 7471K, 7421, W1		
RTS06 × 8563	Complete package, including 8563 frame cover plate	1,516.00	1,689.00
Center Hung End Load, Double or Single Acting, Aluminum Door and Frame (Non-Handed)			
RTS07	**Complete package**	**1,241.00**	**—**
	RTS88, 8835, 8857		
RTS07 × 8563	Complete package, including 8563 frame cover plate	1,359.00	—
Center Hung End Load, Double or Single Acting, Aluminum Door and Frame (Non-Handed)			
RTS08	**Complete package**	**1,054.00**	**—**
	RTS88, 8835, 8853		
RTS08 × 8563	Complete package, including 8563 frame cover plate	1,170.00	—
Center Hung End Load, Double or Single Acting, Aluminum Door and Frame (Non-Handed)			
RTS09	**Complete package**	**1,054.00**	**—**
	RTS88, 8835, 8855		
RTS09 × 8563	Complete package, including 8563 frame cover plate	1,170.00	—
Center Hung End Load, Double or Single Acting, Aluminum Door and Frame (Non-Handed)			
RTS10	**Complete package**	**1,054.00**	**—**
	RTS88, 8835, 8852		
RTS10 × 8563	Complete package, including 8563 frame cover plate	1,170.00	—

NOTES:
- See RTS88 Accessories for individual component list prices.

Package	Description	Painted Finish $	Plated Finish $
Center Hung End Load, Double or Single Acting, Aluminum Door and Frame (Non-Handed)			
RTS11	**Complete package**	**1,054.00**	**—**
	RTS88, 8836, 8857		
RTS11 × 8563	Complete package, including 8563 frame cover plate	1,170.00	—
Center Hung End Load, Double or Single Acting, Aluminum Door and Frame (Non-Handed)			
RTS12	**Complete package**	**1,054.00**	**—**
	RTS88, 8836, 8853		
RTS12 × 8563	Complete package, including 8563 frame cover plate	1,170.00	—
Center Hung End Load, Double or Single Acting, Aluminum Door and Frame (Non-Handed)			
RTS13	**Complete package**	**1,054.00**	**—**
	RTS88, 8836, 8855		
RTS13 × 8563	Complete package, including 8563 frame cover plate	1,170.00	—
Center Hung End Load, Double or Single Acting, Aluminum Door and Frame (Non-Handed)			
RTS14	**Complete package**	**1,054.00**	**—**
	RTS88, 8836, 8852		
RTS14 × 8563	Complete package, including 8563 frame cover plate	1,170.00	—
Center Hung End Load, Double or Single Acting, Aluminum Door and Frame (Non-Handed)			
RTS15	**Complete package**	**1,054.00**	**—**
	RTS88, 8838, 8857		
RTS15 × 8563	Complete package, including 8563 frame cover plate	1,170.00	—
Center Hung End Load, Double or Single Acting, Aluminum Door and Frame (Non-Handed)			
RTS16	**Complete package**	**1,054.00**	**—**
	RTS88, 8838, 8853		
RTS16 × 8563	Complete package, including 8563 frame cover plate	1,170.00	—
Center Hung End Load, Double or Single Acting, Aluminum Door and Frame (Non-Handed)			
RTS17	**Complete package**	**1,054.00**	**—**
	RTS88, 8838, 8855		
RTS17 × 8563	Complete package, including 8563 frame cover plate	1,170.00	—
Center Hung End Load, Double or Single Acting, Aluminum Door and Frame (Non-Handed)			
RTS18	**Complete package**	**1,054.00**	**—**
	RTS88, 8838, 8852		
RTS18 × 8563	Complete package, including 8563 frame cover plate	1,170.00	—
Center Hung End Load, Double or Single Acting, Aluminum Door and Frame (Non-Handed)			
RTS19	**Complete package**	**1,054.00**	**—**
	RTS88, 8837, 8857		
RTS19 × 8563	Complete package, including 8563 frame cover plate	1,170.00	—
Center Hung End Load, Double or Single Acting, Aluminum Door and Frame (Non-Handed)			
RTS20	**Complete package**	**1,054.00**	**—**
	RTS88, 8837, 8853		
RTS20 × 8563	Complete package, including 8563 frame cover plate	1,170.00	—

NOTE: See RTS88 Accessories for individual component list prices.

Package	Description	Painted Finish $	Plated Finish $
Center Hung End Load, Double or Single Acting, Aluminum Door and Frame (Non-Handed)			
RTS21	**Complete package**	**1,054.00**	**—**
	RTS88, 8837, 8855		
RTS21 × 8563	Complete package, including 8563 frame cover plate	1,170.00	—
Center Hung End Load, Double or Single Acting, Aluminum Door and Frame (Non-Handed)			
RTS22	**Complete package**	**1,054.00**	**—**
	RTS88, 8837, 8852		
RTS22 × 8563	Complete package, including 8563 frame cover plate	1,170.00	—
Hinge Hung, Single Acting, Aluminum Door and Frame (Non-Handed)			
RTS25	**Complete package**	**1,054.00**	**—**
	RTS88, 8812		
RTS25 × 8563	Complete package, including 8563 frame cover plate	1,170.00	—
3/4" Offset Pivot Hung, Single Acting, Aluminum Door and Frame (Non-Handed)			
RTS26	**Complete package**	**1,054.00**	**—**
	RTS88, 8812		
RTS26 × 8563	Complete package, including 8563 frame cover plate	1,170.00	—
Hinge or 3/4" Offset Pivot Hung, Single Acting, Steel Door and Frame (Non-Handed)			
RTS27	**Complete package**	**1,241.00**	**1,411.00**
	RTS88, 8812, 8575, 8532**		
RTS27 LMC	Complete package, less mounting channel	1,144.00	1,314.00
Hinge or 3/4" offset Pivot Hung, Single Acting, Wood Door and Steel Frame (Non-Handed)			
RTS28	**Complete package**	**1,245.00**	**1,416.00**
	RTS88, 8812, 8575, 8532**, W1		
RTS28 LMC	Complete package, less mounting channel	1,148.00	1,320.00
Hinge or 3/4" Offset Pivot Hung, Single Acting, Wood Door and Frame (Non-Handed)			
RTS29	**Complete package**	**1,144.00**	**1,321.00**
	RTS88, 8812, 8561, W2		
Hinge Hung, Single Acting, Wood Door and Aluminum Frame (Non-Handed)			
RTS30	**Complete package**	**1,019.00**	**1,321.00**
	RTS88, 8812, W1		
RTS30 × 8563	Complete package, including 8563 frame cover plate	1,135.00	—
3/4" Offset Pivot Hung, Single Acting, Wood Door and Aluminum Frame (Non-Handed)			
RTS31	**Complete package**	**1,019.00**	**—**
	RTS88, 8812, W1		
RTS31 × 8563	Complete package, including 8563 frame cover plate	1,135.00	—

NOTES:
- See RTS88 Accessories for individual component list prices.
- RTS closer body is always painted aluminum.
- Bottom arm and closer arm are always zinc plated finish.
  Frame mounting channel is always unfinished.
  8563 cover plate is available painted only.

** No. 8532 steel header mounting channel is specifically designed to install the RTS closer into open-throat steel header sections.
Typical practice would be to install the mounting channel in the header prior to shipment to the job site.

Options

(List Price 'add' when ordered with complete closer)

Item	Description	Painted Add $	Plated Add $
AMS	All metal screws	N/C	—
AMSAWS	All metal screws, all wood screws	20.00	27.00
W1	Half wood screws	13.00	14.00
W2	All wood screws	15.00	17.00
105° NHO Sz 3, 4, BFI, BFE	Closer with 105° bumper without hold open	N/C	—
105° HO Sz 3, 4, BFI, BFE	Closer with 105° bumper and 105° hold open	N/C	—
90° NHO Sz 2, 3, or 4	Closer with 90° bumper without hold open	N/C	—
90° HO Sz 2, 3 or 4	Closer with 90° bumper and 90° hold open	N/C	—
5 mm EXT	3/16" (5 mm) extended spindle (integral part of pinion)	N/C	—
Custom Color	Custom painted finish selected from RAL color pallet book. For details, see **Finishes Cross Reference**, page viii.		
	per order, setup charge **(Net)**	179.00	—
	per closer, list add	111.00	—
Designer Color	Designer painted color matched to supplied samples. Three (3) each 2" × 3" color chip samples required. For details, see **Finishes Cross Reference**, page viii.		
	per order, non-refundable development/ setup charge **(Net)**	431.00	—
	per closer, list add	111.00	—

NOTES:
- Specify package designation, hand (when required), finish, and options or accessories when ordering.
- RTS packages furnished standard with 105° NHO, size 3 closer.
- Complete package prices are indicated in bold.
- When ordering a package "less components," deduct the list price of the component removed.
- Auxiliary limiting stop required for all RTS88 installations, especially those doors experiencing unusual conditions, e.g. excessive wind pressure or abuse.

Accessories

Item	Description	List $
8836S	Closer arm, 7/8" top rail glass door shoe (zinc plated finish only)	328.00
8511	Slide arm, (8812) cover/applied stop (specify hand and finish)	446.00
8521E	Add-on 1-5/16" spindle extension (finish not required)	105.00
8532	Steel header closer mounting channel (finish not required)	104.00
8820J	Conversion bracket kit to replace Jackson OH closer with RTS88 (Finish not required)	34.00

LM Series, Heavy-Duty

Ordering Guide

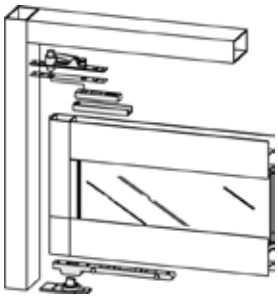

Series

CP	Center Pivot
OP	Offset Pivot

Hand

RH	Specify for Right Handed Units
LH	Specify for Left Handed Units

Fastener Packs

AMSAWS	All Metal Screws All Wood Screws
W1	1/2 Wood Screws
W2	All Wood Screws
AMS	All Metal Screws

Spindle Extensions

50mm	50 mm Extended Spindle
45mm	45 mm Extended Spindle
40mm	40 mm Extended Spindle
35mm	35 mm Extended Spindle
30mm	30 mm Extended Spindle
25mm	25 mm Extended Spindle
20mm	20 mm Extended Spindle
15mm	15 mm Extended Spindle
10mm	10 mm Extended Spindle
5mm	5 mm Extended Spindle

Deducts

LCP	Less Cover Plate
LA	Less Arm
LBP	Less Bottom Pivot
LTP	Less Top Pivot

OP	440	RH	AMS			626	

Package

A440	Up to 440 lb, CH Aluminum
440	Up to 440 lb, CH or 3/4" Offset
440E	Up to 440 lb, 20 min Fire Door, 3/4" Offset
J350	Up to 350 lb, Jamb Mount, 3/4" Offset
L440	Up to 440 lb, Lead Lined 3/4" Offset (see note*)
L440E	Up to 440 lb, 20 min Fire Door, Lead Lined 3/4" Offset (see note*)
L440F	Up to 440 lb, 3 h Fire Door, Lead Lined 3/4" Offset (see note*)
15200	Up to 200 lb, 1-1/2" Offset
15200E	Up to 200 lb, 20 min Fire Door, 1-1/2" Offset

Pivot Accessories

75220	Intermediate Pivot for 3/4" Offset
75222	20 min Intermediate Pivot for 3/4" Offset
75233	3 h Intermediate Pivot for 3/4" Offset
75240	Intermediate Pivot for Lead Lined 3/4" Offset (see note*)
75242	20 min Intermediate Pivot for Lead Lined 3/4" Offset (see note*)
75243	3 h Intermediate Pivot for Lead Lined 3/4" Offset (see note*)
15220	Intermediate Pivot for 1-1/2" Offset
15222	20 min Intermediate Pivot for 1-1/2" Offset
15233	3 h Intermediate Pivot for 3/4" Offset
75200	Through Wire Intermediate Pivot for 3/4" Offset
E80622	Through Wire CH Top Pivot (2 wire)
E80624	Through Wire CH Top Pivot (4 wire)

Finish

605	Bright Brass
606	Satin Brass
611	Bright Bronze
612	Satin Bronze
613	Oxidized Satin Oil Rubbed Bronze
618	Bright Nickel
619	Satin Nickel
625	Bright Chrome
626	Satin Chrome
600	Primed
689	Aluminum
690	Statuary Bronze
691	Dull Bronze
693	Black
695	Dark Duranodic Bronze
696	Gold
PNT	Special Sprayed Finish (must specify)

Plated

Painted

*** "L" Package Door Thickness Note:**
The standard door thickness is 1-3/4", and is the default unless otherwise specified.

Other alternative sizes are -2, -2-1/4, -2-1/2, -3

Examples: L-E-2-1/2....75242-2-1/2

Example above 20 min. lead lined package for 2-1/2" thick door.

NOTES:
- All combinations of features and options are not available for all models.
- Please refer to LM Heavy-Duty Series product brochure for details.

Packages for Doors Weighing up to 440 lb

Center Hung Packages

Package	Description	Painted Finish $	Plated Finish $
Double or Single Acting, Aluminum Door and Frame (Non-handed)			
CPA440	**Complete package**	**633.00**	**633.00**
	7471K, 7422, 8062		
Double or Single Acting, Wood or Steel Door and Frame (Non-handed)			
	Complete package	**581.00**	**581.00**
CP440	7471K, 7421, 8062		

NOTE: Bottom arms are available in zinc plated finish only.

3/4" Offset Packages

Package	Description	Painted Finish $	Plated Finish $
Single Acting, Wood, Steel, or Aluminum Door and Frame (Specify Hand)			
	Complete package	**726.00**	**726.00**
OP440	7471K, 75323, 75120		
Single Acting, 20 Minute Rated Fire Door and Frame (Specify Hand)			
OP440E	**Complete package**	**761.00**	**761.00**
	7471K, 75323, 75122		
Single Acting, Wood or Steel Door and Frame (Specify Hand)			
OPJ350	**Complete package**	**995.00**	**995.00**
	75320, 75120		
Single Acting, Lead-Lined Door and Frame, 1-3/4" Thick Door (Specify Hand)			
OPL440	**Complete package**	**1,448.00**	**1,448.00**
	7471K, 75343, 75140		
Single Acting, Lead-Lined, 20 Minute Rated Fire Door and Frame, 1-3/4" Thick Door (Specify Hand)			
OPL440E	Complete package	**1,489.00**	**1,489.00**
	7471K, 75343, 75142		
Single Acting, Lead-Lined, 3 Hour Rated Fire Door and Frame, 1-3/4" Thick Door (Specify Hand)			
OPL440F	**Complete package**	**1,570.00**	**1,493.00**
	7471K, 75343, 75143		

NOTE: See LM Heavy Duty Accessories for intermediate pivots. See LM Accesssories for individual component list prices.

1-1/2" Offset Packages

Package	Description	Painted Finish $	Plated Finish $
Single Acting, Wood, Steel, or Aluminum Door and Frame (Specify Hand)			
OP15200	**Complete package**	**1,207.00**	**1,207.00**
	7471K, 15323, 15120		
Single Acting, 20 Minute Rated Fire Door and Frame (Specify Hand)			
OP15200E	**Complete package**	**1,269.00**	**1,269.00**
	7471K, 15323, 15122		

NOTE: See LM Heavy Duty Accessories for intermediate pivots. See LM Accesssories for individual component list prices.

Options

(List Price 'add' when ordered with complete closer)

Item	Description	Painted Finish $	Plated Finish $
AMS	All metal screws	N/C	—
AMSAWS	All wood screws, all metal screws	20.00	27.00
W1	Half wood screws	13.00	14.00
W2	All wood screws	15.00	17.00
EXT	Extended spindles available in 5 mm increments from 5 mm–45 mm in height (specify height)	74.00	—

Accessories

(Center Hung Pivot)

Item	Description	Painted Finish $	Plated Finish $
8062	Complete top pivot	230.00	230.00
E80622	Through-wire center hung top pivot (2 wire) fire door	996.00	996.00
E80624	Through-wire center hung top pivot (4 wire)	996.00	996.00

3/4" Offset Hung Intermediate Pivots**

Item	Description	Painted Finish $	Plated Finish $
75220	Full mortise standard intermediate pivot	493.00	493.00
75222	Full mortise intermediate pivot — 20 minute rated fire door	526.00	526.00
75233	Full mortise intermediate pivot — 3 hour rated fire door	552.00	1,064.00
75240	Full mortise intermediate pivot — 1-3/4" lead-lined doors	738.00	738.00
75242	Full mortise intermediate pivot — 20 minute rated 1-3/4" lead-lined doors	779.00	779.00
75243	Full mortise intermediate pivot — 3 hour rated 1-3/4" lead-lined doors	799.00	1,489.00
75200	Through-wire 3/4" offset intermediate pivot — 8 wire**	915.00	915.00

** All intermediate pivots are handed.

1/2" Offset Hung Intermediate Pivots**

Item	Description	Painted Finish $	Plated Finish $
15220	Full mortise standard intermediate pivot	738.00	738.00
15222	Full mortise intermediate pivot — 20 minute rated fire door	799.00	799.00
15233	Full mortise intermediate pivot — 3 hour rated fire door	819.00	1,431.00

** All intermediate pivots are handed.

NOTES:
- Specify package designation, hand (when required), finish, and options or accessories when ordering.
- Complete package prices are indicated in bold.
- When ordering a package "less components," deduct the list price of the component removed.
- Lead-lined packages shown are for 1-3/4" thick non-fire rated doors. For lead-lined doors up to 3" thick, add $107.00 list to the package price. Example: OPL800 - 2-1/2. Others available are 2", 2-1/4", and 3".
- Consult factory for quotes on lead-lined, fire-rated packages for various door thicknesses.
- All pivots furnished with all machine screws standard (AMS).

LM Series, Extra Heavy-Duty

Ordering Guide

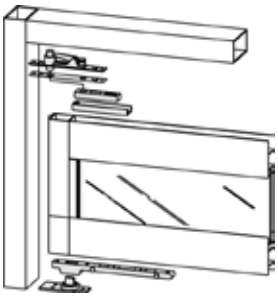

Series

Center Pivot	CP
Offset Pivot	OP

Hand

Specify for Right Handed Units	RH
Specify for Left Handed Units	LH

Fastener Packs

All Metal Screws All Wood Screws	AMSAWS
1/2 Wood Screws	W1
All Wood Screws	W2
All Metal Screws	AMS

Spindle

74030	1-3/4" Spindle
74025	1-9/16" Spindle
74020	1-3/8" Spindle
74015	1-1/8" Spindle
74012	1-1/16" Spindle
74010	1" Spindle
74007	7/8" Spindle
74005	3/4" Spindle
74003	9/16" Spindle

Deducts

LCP	Less Cover Plate
LA	Less Arm
LBP	Less Bottom Pivot
LTP	Less Top Pivot

OP	H750	RH	AMS	74005		626	

Package

Up to 660 lb, CH	660
Up to 750 lb, 3/4" Offset	H750
Up to 750 lb, 20 min Fire Door, 3/4" Offset	H750E
Up to 750 lb, Up to 3 h Fire Door, 3/4" Offset	H750F
Up to 800 lb, Lead Lined 3/4" Offset (see note*)	L800
Up to 800 lb, 20 min Fire Door, Lead Lined 3/4" Offset (see note*)	L800E
Up to 800 lb, 3 h Fire Door, Lead Lined 3/4" Offset (see note*)	L800F
Up to 500 lb, 1-1/2" Offset	15500
Up to 500 lb, 20 min Fire Door, 1-1/2" Offset	15500E
Up to 500 lb, 3 h Fire Door, 1-1/2" Offset	15500F

Pivot Accessories

Intermediate Pivot for 3/4" Offset	75220
20 min Intermediate Pivot for 3/4" Offset	75222
3 h Intermediate Pivot for 3/4" Offset	75233
Intermediate Pivot for Lead Lined 3/4" Offset (see note*)	75240
20 min Intermediate Pivot for Lead Lined 3/4" Offset (see note*)	75242
3 h Intermediate Pivot for Lead Lined 3/4" Offset (see note*)	75243
Intermediate Pivot for 1-1/2" Offset	15220
20 min Intermediate Pivot for 1-1/2" Offset	15222
3 h Intermediate Pivot for 3/4" Offset	15233
Through Wire Intermediate Pivot for 3/4" Offset	75200
Through Wire CH Top Pivot (2 wire)	E80622
Through Wire CH Top Pivot (4 wire)	E80624

Finish

605	Bright Brass
606	Satin Brass
611	Bright Bronze
612	Satin Bronze
613	Oxidized Satin Oil Rubbed Bronze
618	Bright Nickel
619	Satin Nickel
625	Bright Chrome
626	Satin Chrome
600	Primed
689	Aluminum
690	Statuary Bronze
691	Dull Bronze
693	Black
695	Dark Duranodic Bronze
696	Gold
PNT	Special Sprayed Finish (must specify)

Plated

Painted

*** "L" Package Door Thickness Note:**
The standard door thickness is 1-3/4", and is the default unless otherwise specified.

Other alternative sizes are -2, -2-1/4, -2-1/2, -3

Examples: L-E-2-1/2....75242-2-1/2

Example above 20 min. lead lined package for 2-1/2" thick door.

NOTES:
- All combinations of features and options are not available for all models.
- Please refer to LM Heavy-Duty Series product brochure for details.

Packages for Doors Weighing 440 lb.

Center Hung Packages

Package	Description	Painted Finish $	Plated Finish $
Double or Single Acting, Wood or Steel Door and Frame (Non-handed)			
CP660	**Complete package**	**1,406.00**	**1,406.00**
	7471HD/74005, 7421, 8062		

3/4" Offset Packages

Package	Description	Painted Finish $	Plated Finish $
Single Acting, Wood, Steel, or Aluminum Door and Frame (Specify Hand)			
OPH750	**Complete package**	**1,554.00**	**1,554.00**
	7471HD/74005, 75323, 75120		
Single Acting, 20 Minute Rated Fire Door and Frame (Specify Hand)			
OPH750E	**Complete package**	**1,589.00**	**1,589.00**
	7471HD/74005, 75323, 75122		
Single Acting, 3 Hour Rated Fire Door and Frame (Specify Hand)			
OPH750F	**Complete package**	**1,661.00**	**1,985.00**
	7471HD/74005, 75323, 75133		
Single Acting, Lead-Lined Door and Frame, 1-3/4" Thick Door (Specify Hand)			
OPL800	**Complete package**	**2,272.00**	**2,272.00**
	7471HD/74005, 75343, 75140		
Single Acting, Lead-Lined, 20 Minute Rated Fire Door and Frame, 1-3/4" Thick Door (Specify Hand)			
OPL800E	**Complete package**	**2,312.00**	**2,312.00**
	7471HD/74005, 75343, 75142		
Single Acting, Lead-Lined, 3 Hour Rated Fire Door and Frame, 1-3/4" Thick Door (Specify Hand)			
OPL800F	**Complete package**	**2,395.00**	**2,671.00**
	7471HD/74005, 75343, 75143		

1-1/2" Offset Packages

Package	Description	Painted Finish $	Plated Finish $
Single Acting, Wood, Steel, or Aluminum Door and Frame (Specify Hand)			
OP15500	**Complete package**	**2,032.00**	**2,032.00**
	7471HD/74005, 15323, 15120		
Single Acting, 20 Minute Rated Fire Door and Frame (Specify Hand)			
OP15500E	**Complete package**	**2,096.00**	**2,096.00**
	7471HD/74005, 15323, 15122		
Single Acting, 3 Hour Rated Fire Door and Frame (Specify Hand)			
OP15500F	**Complete package**	**2,146.00**	**2,667.00**
	7471HD/74005, 15323, 15133		

NOTES:
- See LM Extra-Heavy Duty Accessories for intermediate pivots. See LM Accesssories for individual component list prices.
- Center hung bottom arms are available in zinc plated finish only.
- 7471HD floor bearings not available in painted finish. 7471HD is plated to match when ordering with painted finishes.
- See LM Extra Heavy-Duty Accessories for intermediate pivots. See LM Accesssories for individual component list prices.

Options

(List Price 'add' when ordered with complete set)

Item	Description	Painted Add $	Plated Add $
AMS	All metal screws	N/C	—
AMSAWS	All metal screws, all wood screws	20.00	27.00
W1	Half wood screws	13.00	14.00
W2	All wood screws	15.00	17.00
74003	9/16" clearance spindle (when used w/7471HD)	N/C	—
74007	7/8" clearance spindle (when used w/7471HD)	N/C	—
74010	1" clearance spindle (when used w/7471HD)	N/C	—
74012	1-1/16" clearance spindle (when used w/7471HD)	44.00	—
74015	1-1/8" clearance spindle (when used w/7471HD)	44.00	—
74020	1-3/8" clearance spindle (when used w/7471HD)	44.00	—
74025	1-9/16" clearance spindle (when used w/7471HD)	44.00	—
74030	1-3/4" clearance spindle (when used w/7471HD)	44.00	—

Accessories

(Center Hung Pivot)

Item	Description	Painted Finish $	Plated Finish $
8062	Complete top pivot	230.00	230.00
E80622	Through-wire center hung top pivot (2 wire) fire door	996.00	996.00
E80624	Through-wire center hung top pivot (4 wire)	996.00	996.00

3/4" Offset Hung Intermediate Pivots**

Item	Description	Painted Finish $	Plated Finish $
75220	Full mortise standard intermediate pivot	493.00	493.00
75222	Full mortise intermediate pivot — 20 minute rated fire door	526.00	526.00
75233	Full mortise intermediate pivot — 3 hour rated fire door	552.00	1,064.00
75240	Full mortise intermediate pivot — 1-3/4" lead lined doors	738.00	738.00
75242	Full mortise intermediate pivot — 20 minute rated 1-3/4" lead-lined doors	779.00	779.00
75243	Full mortise intermediate pivot — 3 hour rated 1-3/4" lead-lined doors	799.00	1,489.00
75200	Through-wire 3/4" offset intermediate pivot — 8 wire**	915.00	915.00

** All intermediate pivots are handed.

1-1/2" Offset Hung Intermediate Pivots**

Item	Description	Painted Finish $	Plated Finish $
15220	Full mortise standard intermediate pivot	738.00	731.00
15222	Full mortise intermediate pivot — 20 minute rated fire door	799.00	799.00
15233	Full mortise intermediate pivot — 3 hour rated fire door	819.00	1,431.00

** All intermediate pivots are handed.

90° Pocket Pivots

Item	Description	Painted Finish $	Plated Finish $
75520	Standard pocket pivot	740.00	894.00
75523	3 hour rated pocket pivot	781.00	943.00

NOTES:
- Specify package designation, hand (when required), finish, and options or accessories when ordering.
- Complete package prices are indicated in bold.
- When ordering a package "less components," deduct the list price of the component removed.
- Lead-lined packages shown are for 1-3/4" thick non-fire rated doors. For lead-lined doors up to 3" thick, add $107.00 list to the package price. Example: OPL800 - 2-1/2. Others available are 2", 2-1/4", and 3".
- Consult factory for quotes on lead-lined, fire-rated packages for various door thicknesses.
- All pivots furnished with all machine screws standard (AMS).

900/700 Series

Ordering Guide

Series

Heavy Duty Surface	90
Heavy Duty Concealed	91
Standard Surface	70
Standard Concealed	71

Optional Brackets
(Use with RTS Closers)

Push Side Mounting Bracket Used w/RTS Center Hung	900RTSCH
Pull Side Mounting Bracket	7090

Door Size
Refer to 700/900 Series Brochure; varies by Model and Mount.

1
2
3

Function

S	Stop Only
H	Stop/Hold
F	Friction Stop (700 only)

Painted Finish

PNT	Special Sprayed Finish (must specify)
696	Gold
695	Dark Duranodic Bronze
693	Black
691	Dull Bronze
690	Statuary Bronze
689	Aluminum
600	Primed

90	2	S		626

Plated Finish

605	Bright Brass
606	Satin Brass
611	Bright Bronze
612	Satin Bronze
613	Oxidized Satin Oil Rubbed Bronze
618	Bright Nickel
619	Satin Nickel
625	Bright Chrome
626	Satin Chrome

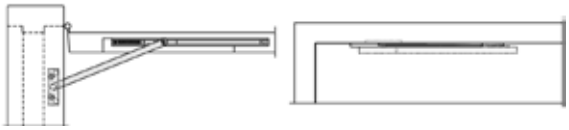

NOTES:
- All combinations of features and options are not available for all models.
- Please refer to 700/900 Series product brochure for details.

700 Series

Standard Duty Surface

Item	Description	Painted Finish $	Plated Finish $
701S	Stop only	210.00	415.00
702S	Stop only	210.00	415.00
703S	Stop only	210.00	415.00
701F	Friction stop	210.00	415.00
702F	Friction stop	210.00	415.00
703F	Friction stop	210.00	415.00
701H	Stop/hold	210.00	415.00
702H	Stop/hold	210.00	415.00
703H	Stop/hold	210.00	415.00

Standard Duty Concealed

Item	Description	Painted Finish $	Plated Finish $
711S	Stop only	205.00	371.00
712S	Stop only	205.00	371.00
713S	Stop only	205.00	371.00
711F	Friction stop	205.00	371.00
712F	Friction stop	205.00	371.00
713F	Friction stop	205.00	371.00
711H	Stop/hold	205.00	371.00
712H	Stop/hold	205.00	371.00
713H	Stop/hold	205.00	371.00

900 Series

Heavy Duty Surface

Item	Description	Painted Finish $	Plated Finish $
901S	Stop only	416.00	708.00
902S	Stop only	416.00	708.00
903S	Stop only	416.00	708.00
901H	Stop/hold	416.00	708.00
902H	Stop/hold	416.00	708.00
903H	Stop/hold	416.00	708.00

Heavy Duty Concealed

Item	Description	Painted Finish $	Plated Finish $
911S	Stop only	509.00	660.00
912S	Stop only	509.00	660.00
913S	Stop only	509.00	660.00
911H	Stop/hold	509.00	660.00
912H	Stop/hold	509.00	660.00
913H	Stop/hold	509.00	660.00

Options

(List Price 'add')

Item	Description	Painted Finish $	Plated Finish $
7090	Pull side mounting bracket (900/700)	90.00	179.00
900RTSCH	Push side mounting bracket for use with RTS center hung closer. Provides mount for surface applied stop mount plate to prevent screws from damaging RTS closer body.	90.00	179.00
Custom Color	Custom painted finish selected from RAL color pallet book. For details, see **Finishes Cross Reference**, page viii.		
	per order, setup charge **(Net)**	179.00	—
	per closer, list add	59.00	—
Designer Color	Designer painted color matched to supplied samples. Three (3) Color each 2" × 3" colorchip samples required. For details, see **Finishes Cross Reference,** page viii.		
	per order, non-refundable development/setup charge **(Net)**	432.00	—
	per closer, list add	59.00	—

NOTE: Standard screw pack includes wood and machine screws for the soffit bracket, and sex nuts for the door, as required.

Pull Finishes Cross Reference

	dormakaba GMBH Finish #	Closest BHMA Equivalent
Anodized Aluminum Parts		
Clear	101	628
Similar to Stainless Steel	107	670
Dark Bronze	108	710
Black	109	711
Aluminum Color	114	718
Brass		
Polished Brass without Lacquer	503	—
Satin Brass without Lacquer	599	728
Steel or Stainless Steel		
Satin Stainless Steel	700	630
Polished Stainless Steel	701	629
Bronze		
Satin Bronze without Lacquer	600	612
Polished Bronze without Lacquer	601	611
Custom Finish*	999	—

*All Custom Finishes will incur a $200 net setup fee per purchase order, per color.

TG 138 Ladder Pulls

Ordering Guide

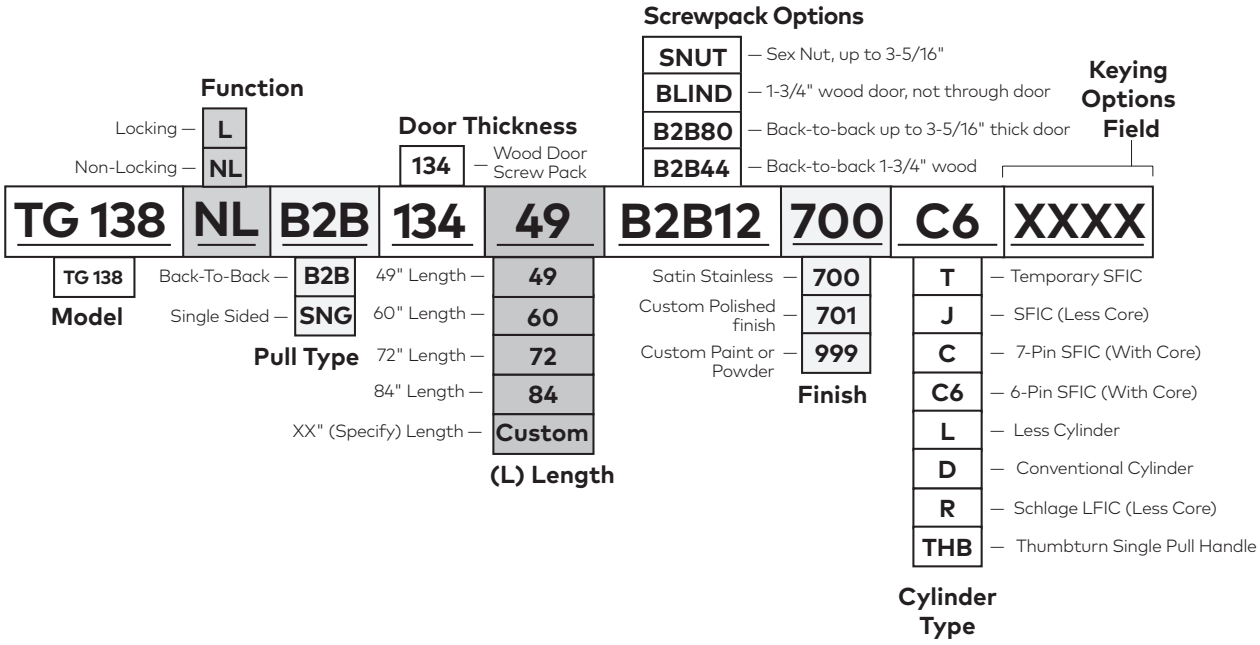

TG 138 Locking and Non-Locking Ladder Pulls

Locking Ladder Pull Configurations Single and Back-To-Back Locking and Non-Locking Pulls					Standard Finish $	Custom Finish $	
Model	**Ref. #**	**U/M**	**No. Of Fixing Posts**	**Description**	**700**	**701**	**999**
Back-to-Back Locking Ladder Pull with T Small Format Interchangeable Core (SFIC) Cylinder, BA Core MKD (KD)					3	SO	SO
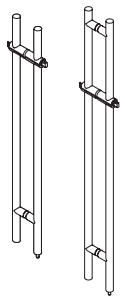	926.933	Set	3F	L B2B STD 84" 700	2,519.00	3,251.00	—
	926.932	Set	3F	L B2B STD 72" 700	2,454.00	3,165.00	—
	926.936	Set	3F	L B2B STD 60" 700	2,397.00	3,089.00	—
	926.930	Set	2F	L B2B STD 49" 700	2,299.00	2,964.00	—
	Single Sided Locking Ladder Pull with T Cylinder (SFIC), BA Core MKD (KD), or Thumb-Turn (TT)						
	926.934	Ea.	2F	L SNG STD 49" CYL 700	1,311.00	1,682.00	—
	926.935	Ea.	2F	L SNG STD 49" TT 700	1,311.00	1,682.00	—
		NOTE: Cylinder or Thumb-Turn are Top Mounted					
Back-to-Back Non-Locking Ladder Pull					3	SO	SO
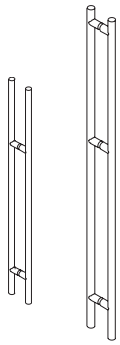	926.923	2 Ea.	3F	NL B2B STD 84" 700	1,068.00	1,388.00	1,410.00
	926.922	2 Ea.	3F	NL B2B STD 72" 700	1,011.00	1,309.00	1,352.00
	926.924	2 Ea.	3F	NL B2B STD 60" 700	947.00	1,229.00	1,290.00
	926.920	2 Ea.	2F	NL B2B STD 49" 700	852.00	1,105.00	1,195.00
		NOTE: Specify 2 Ea. for a back-to-back set,					
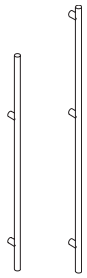	**Single Sided Non-Locking Ladder Pull**						
	926.923	Ea.	3F	NL SNG STD 84" 700	621.00	807.00	827.00
	926.922	Ea.	3F	NL SNG STD 72" 700	588.00	761.00	792.00
	926.924	Ea.	3F	NL SNG STD 60" 700	551.00	715.00	756.00
	926.920	Ea.	2F	NL SNG STD 49" 700	496.00	640.00	700.00
		NOTE: Customer must specify Fixing Pack and adjust List Price accordingly for Non-Locking Single Ladder Pulls and all door panel thicknesses greater than 1/2".					

NOTES:
- Default fastener pack addresses 3/8"–3/4" thick glass, except locking ladder pulls, 3/8"–5/8". 3/4" glass for locking pulls requires special 926.911 locking assembly at List $212.
- Default cylinder for TG 138 L pulls uses SFIC C Cylinder BA Core.
- Other cylinder and keying options available, see **Cylinder Types, Keying Options & Keyways.**
- 999 Finish is Custom Paint and Powder only, not available on locking pulls.

SO Special Fabricated/Finish or Special Order; lead time up to 9 weeks.

3 Standard or Non-Standard Fabricated; lead time up to 3 business days.

TG 138 Locking and Non-Locking Ladder Pulls Accessories

Mounting	Ref. #	Description	Door Thickness	List $
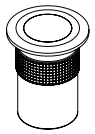	926.937	Strike, Dustproof, Standard 1-1/8" (29 mm)		68.00
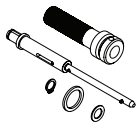	926.890	Locking Post Mounting Pack, Back-to-back, (Non-Locking Post Fasteners not included)	1-3/4" (44 mm)	350.00
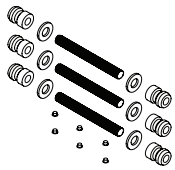	926.909	Mounting Pack, Back-to-back Non-Locking Post	1-3/8" (34 mm) – 1-3/4" (44 mm)	95.00
	926.910	Mounting Pack, SNG Blind, 3 each in pack (Will not project through door)	min. 1-3/4" (44 mm)	47.00
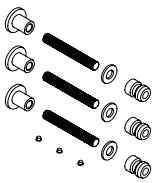	926.908	Mounting Pack, Single Non-Locking x Sex Nut	3/4" (19 mm) – 3-1/8" (80 mm)	99.00
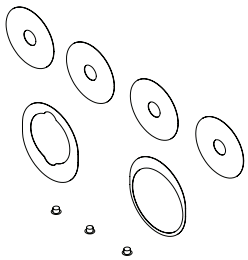	926.939	Washer Pack	—	27.00

NOTE: Default cylinder for Locking Ladder pulls uses SFIC T cylinder with temporary construction core in 626 Satin.
Other cylinder and keying options available, see next page.

SO Special Fabricated/Finish or Special Order; lead time up to 9 weeks.

TG 138 Cylinder Types, Keying Options, and Keyways

Cylinder	Option	Description	Deduct $
L		Lock less cylinder and cylinder ring	Deduct 75.00
Interchangeable Core Cylinders			
C		**SFIC — Housing with combinated SFIC construction core installed at thefactory; BA (default), BB, BC, BD, BE, BF, BG, BH, BJ, BK, BL, BM, BQ, D100 keyway — ⊘ Keys sold separately**	**N/C**
	MKD	Master keyed, Keyed Different (Keyed different to a random combination) or Keyed Alike; BA Core with 1 control key and 2 change keys; Up to 20 days additional lead time for Keyed Alike.	N/C
T		SFIC — Housing with keyed temporary SFIC construction core (Core may be returned for a full refund) — ⊘ **Keys sold separately**	Deduct 5.00
J		SFIC — Housing with disposable plastic SFIC plug	Deduct 45.00
R		Schlage LFIC - Housing less core	Deduct 37.00
Conventional Cylinders (non-interchangeable core)			
D		Conventional cylinder	Deduct 45.00
	KD	Keyed differently to a random combination; SC keyway with 2 keys (default)	Deduct 45.00
	KA2	Keyed alike in pairs to a random combination; SC keyway with 2 keys	Deduct 45.00
	NSK	Keyed alike (or Keyed to Order - KTO) sets of 3 or more; SC keyway with 2 keys	Deduct 33.00
	1-Bit SC	Operated by 1-bit key (sold separately); SC, SE keyway with 2 key blanks	Deduct 45.00
	0-Bit D-100	Operated by 0-bit key (sold separately); D100 keyway — ⊘ **Keys sold separately**	Deduct 45.00
	0-Bit	Operated by a key blank; AA, CA, CB, CC, CD, CE, RA, RB, GA, SF, WA, YA, YG keyways with 2 keys	Deduct 33.00
	MKD	Master keyed; SC, SE, or D100 keyway — ⊘ **Keys sold separately**	Deduct 29.00
	CMK	Construction master keyed single cylinder locks — ⊘ **Keys sold separately**	Deduct 27.00

Ladder Pulls will be supplied with SFIC C cylinder, Option BA MKD (KD).
⊘ Denotes keys must be ordered separately.

Cut Keys Ordered Separately

Part #	Description	List $
45101	SFIC Cut Key — Change key, master key, construction master key, or control key; BA, BB, BC, BD, BE, BF BG, BH, BJ, BK, BL, BM, BQ, SC, SE keyways	13.00
45401	SFIC Cut Key — Change key, master key, or control key; SKC keyways — D100 etc.	18.00
45404	CONV/LFIC Cut Key — 1-Bit key for operating 1-bit cylinders — SC, SE keyways	10.00

NOTES:
- Distribution of SKC keys (listed as D100) is restricted. Call customer service for SKC policies.
- See Keys and Key Blanks section for complete list.

TG 9387 Ladder Pulls

Ordering Guide

SNG Mounting Type

- **ROSE** — Screw-on-Rose
- **BLIND** — Concealed

Door Thickness

- **134** — Wood Door Screw Pack

S-TG 9387	SNG	134	18	BLIND	700

Model

- **S-TG 9387**

Pull Type

- Single Sided — **SNG**
- Back-To-Back — **B2B**

(L) Length

- 12" Length — **12**
- 18" Length — **18**
- 36" Length — **36**
- 42" Length — **42**
- 60" Length — **60**

Finish

- dormakaba 700/ BHMA 630 — **700**

Stock TG 9387 Standard Size Non-Locking Ladder Pulls, with Straight Fixing Posts

Stock Pull Handles for Commercial Doors						Finish $
Model	**Ref. #**	**U/M**	**No. Of Fixing Posts**	**Description**		**700**
Back-to-Back 1-1/4" (32 mm) Diameter						3
	B2B.905.370	Set	3F	L = 60"	CTC = 37-1/2"	422.00
	B2B.905.371	Set	2F	L = 42"	CTC = 26-1/4"	290.00
	B2B.905.372	Set	2F	L = 36"	CTC = 22-1/2"	266.00
	B2B.905.373	Set	2F	L = 18"	CTC = 11-1/4"	213.00
	B2B.905.374	Set	2F	L = 12"	CTC = 7-1/2"	199.00
Single Sided 1-1/4" (32 mm) Diameter						3
	SNG.905.370	Ea.	3F	L = 60"	CTC = 37-1/2"	219.00
	SNG.905.371	Ea.	2F	L = 42"	CTC = 26-1/4"	149.00
	SNG.905.372	Ea.	2F	L = 36"	CTC = 22-1/2"	135.00
	SNG.905.373	Ea.	2F	L = 18"	CTC = 11-1/4"	110.00
	SNG.905.374	Ea.	2F	L = 12"	CTC = 7-1/2"	104.00
						List $
POWDER	All Custom powder coated orders will include a net charge per purchase order.					346.00

NOTES:
- Prefix Ref. # with (SNG) single or (B2B) back-to-back. Specify part number, pull height, door material, and door thickness. For single pull on wood door, specify roses or blind fasteners.
- Inserts and mounting hardware included in stock pull TG 9387, list price as shown.
- Mounting hardware also available as multi-pack service packs and priced seperately following pulls.

Model Accessories	Ref. #	U/M	Description	List $
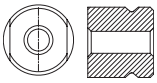	905.390	Set	Service inserts, reduces post thread from 8 mm–6 mm, used for every mounting post. Bulk pack of 6. Used as service item.	15.00
	905.388	Set	Service mounting pack with finished mounting ROSE used for SNG WOOD mount 1-3/8"–2" (40 mm–51 mm). Bulk pack of 6. Used as service item.	59.00
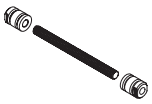	905.386	Set	Service mounting pack used for BACK-TO-BACK WOOD mount 1-3/8"–2" (40 mm–51 mm). Bulk pack of 6. Used as service item.	33.00
	905.389	Set	Service mounting pack with BLIND (concealed) fasteners. Used for SNG WOOD mount ≥ 1-3/8" (40 mm). Bulk pack of 6. Used as service item.	33.00

øG	1-1/4" (32)				
øS	1" (25)				
H	3-3/8" (85)				
3 fixings required	60" (1,524)				
(CTC) Center-to-Center	37-1/2" (953)	26-1/4" (667)	22-1/2" (571)	11-1/4" (286)	7-1/2" (191)
L (Length)	60" (1,524)	42" (1,067)	36" (914)	18" (457)	12" (305)

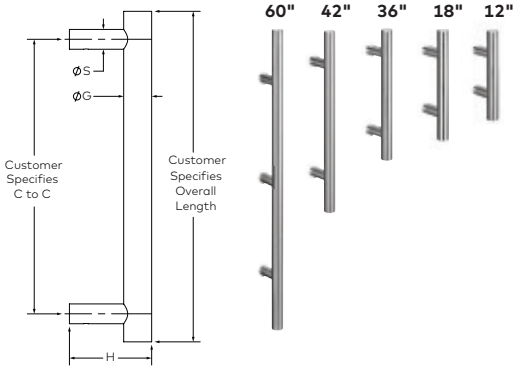

TG 9387 Custom Size Non-Locking Ladder Pulls, with Straight Fixing Posts

Pull Handles for Commercial Doors					Standard Finish $		Custom Finish $
Model	**Ref. #**	**U/M**	**No. Of Fixing Posts**	**Description**	**700**	**701**	**999**
Back-to-Back 1-1/4" (32 mm) Diameter					SO	SO	SO
	905.568	Ea.	3F	L = 94-1/2" through 110-3/16"	1,870.00	2,056.00	2,553.00
	905.567	Ea.	3F	L = 74-13/16" through 94-7/16"	1,619.00	1,779.00	2,300.00
	905.566	Ea.	2F	L = 59-1/16" through 74-3/4"	1,369.00	1,502.00	2,052.00
	905.565	Ea.	2F	L = 43-5/16" through 59"	1,116.00	1,228.00	1,629.00
	905.564	Ea.	2F	L = 27-9/16" through 43-1/4"	863.00	951.00	1,377.00
	905.563	Ea.	2F	L = 11-13/16" through 27-1/2"	611.00	672.00	1,125.00
Single Sided 1-1/4" (32 mm) Diameter					SO	SO	SO
	905.368	Ea.	3F	L = 94-1/2" through 110-3/16"	1,108.00	1,218.00	1,449.00
	905.367	Ea.	3F	L = 74-13/16" through 94-7/16"	973.00	1,068.00	1,311.00
	905.366	Ea.	2F	L = 59-1/16" through 74-3/4"	834.00	916.00	1,174.00
	905.365	Ea.	2F	L = 43-5/16" through 59"	695.00	768.00	954.00
	905.364	Ea.	2F	L = 27-9/16" through 43-1/4"	560.00	617.00	816.00
	905.363	Ea.	2F	L = 11-13/16" through 27-1/2"	421.00	463.00	680.00
Back-to-Back 1" (25 mm) Diameter					SO	SO	SO
	905.527	Ea.	3F	L = 94-1/2" through 110-3/16"	1,629.00	1,791.00	2,313.00
	905.526	Ea.	3F	L = 74-13/16" through 94-7/16"	1,449.00	1,594.00	2,133.00
	905.525	Ea.	3F	L = 59-1/16" through 74-3/4"	1,270.00	1,397.00	1,954.00
	905.524	Ea.	2F	L = 43-5/16" through 59"	1,088.00	1,199.00	1,600.00
	905.523	Ea.	2F	L = 27-9/16" through 43-1/4"	910.00	1,001.00	1,424.00
	905.522	Ea.	2F	L = 11-13/16" through 27-1/2"	732.00	806.00	1,243.00
Single Sided 1" (25 mm) Diameter					SO	SO	SO
	905.327	Ea.	3F	L = 94-1/2" through 110-3/16"	1,057.00	1,164.00	1,399.00
	905.326	Ea.	3F	L = 74-13/16" through 94-7/16"	943.00	1,036.00	1,285.00
	905.325	Ea.	3F	L = 59-1/16" through 74-3/4"	829.00	910.00	1,170.00
	905.324	Ea.	2F	L = 43-5/16" through 59"	714.00	786.00	973.00
	905.323	Ea.	2F	L = 27-9/16" through 43-1/4"	599.00	660.00	855.00
	905.322	Ea.	2F	L = 11-13/16" through 27-1/2"	481.00	531.00	739.00
							Net Add $
POWDER	All Custom powder coated orders will include a net charge per purchase order.						346.00

NOTE: Specify door thickness to aquire appropriate mounting screwpack.

øG	1" (25)	1-1/4" (32)
øS	11/16" (18)	1" (25)
H	2-15/16" (75)	3-3/8" (85)
3 fixings required	59-1/16" (1,500)	59-1/16" (1,500)

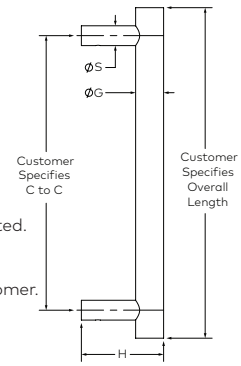

NOTES:
- When required, 3rd fixing post is centered on L dimension unless otherwise requested. Center distance can be specifically tailored to your requirements.
- Specify door thickness and desired screwpack.
- Top and bottom post location is preset at factory unless specified custom by customer.

SO Special Fabricated/Finish or Special Order; lead time up to 5 weeks.

MANET Non-Locking Ladder Pulls, with straight fixing posts and MANET clamping disks

Pull Handles for Commercial Doors, Back-to-Back (B2B) or Single Sided					Standard Finish $	Custom Finish $
Model	**Ref. #**	**U/M**	**No. Of Fixing Posts**	**Description**	**700**	**999**
Back-to-Back					(1)	(SO)
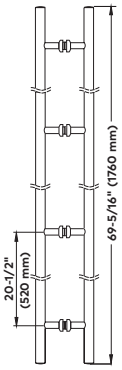	821.276	Ea.	4F	20-1/2" (520 mm) Center-to-Center Length 69-5/16" (1760 mm)	1,042.00	1,992.00
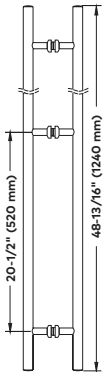	821.273	Ea.	3F	20-1/2" (520 mm) Center-to-Center Length 48-13/16" (1240 mm)	867.00	1,833.00
	821.270	Ea.	2F	20-1/2" (520 mm) Center-to-Center Length 28-3/8" (720 mm)	694.00	1,235.00
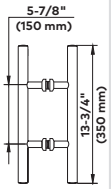	821.267	Ea.	2F	5-7/8" (150 mm) Center-to-Center Length 13-3/4" (350 mm)	508.00	1,019.00
						Net Add $
POWDER	All Custom powder coated orders will include a net charge per purchase order.					346.00

NOTES:
- Specify door thickness and either wood or glass door material.
- Specify Ref. # 829.991 for 1-3/4" (44 mm) wood door fasteners, no additional charge.

(1) Non-Fabricated item, ships in 1 business day.

(SO) Special Fabricated/Finish or Special Order; lead time up to 5 weeks.

Pull Handles for Commercial Doors					Standard Finish $	Custom Finish $
Model	**Ref. #**	**U/M**	**No. Of Fixing Posts**	**Description**	**700**	**999**
Single Sided					SO	SO
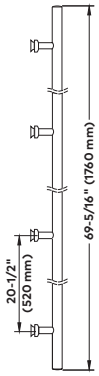	821.243	Ea.	4F	20-1/2" (520 mm) Center-to-Center Length 69-5/16" (1760 mm)	815.00	1,157.00
	821.242	Ea.	3F	20-1/2" (520 mm) Center-to-Center Length 48-13/16" (1240 mm)	662.00	1,005.00
	821.241	Ea.	2F	20-1/2" (520 mm) Center-to-Center Length 28-3/8" (720 mm)	462.00	716.00
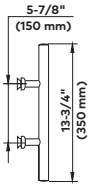	821.240	Ea.	2F	5-7/8" (150 mm) Center-to-Center Length 13-3/4" (350 mm)	378.00	634.00
						Net Add $
POWDER	All Custom powder coated orders will include a net charge per purchase order.					346.00

NOTES:
- Specify door thickness and either wood or glass door material.
- Specify Ref. # 829.991 for 1-3/4" (44 mm) wood door fasteners, no additional charge.

SO Special Fabricated/Finish or Special Order; lead time up to 5 weeks.

TG 9335 Decorative Pulls, Straight Pull with Mitered Corners/Posts

Pull Handles for Commercial Doors					Standard Finish $		Custom Finish $
Model	**Ref. #**	**U/M**	**No. Of Fixing Posts**	**Description**	**700**	**701**	**999**
Back-to-Back 1-1/4" (32 mm) Diameter					SO	SO	SO
	905.545	Ea.	3F	CTC = 94-1/2" through 110-3/16"	1,718.00	1,887.00	2,400.00
	905.544	Ea.	3F	CTC = 74-13/16" through 94-7/16"	1,478.00	1,623.00	2,162.00
	905.543	Ea.	3F	CTC = 59-1/16" through 74-3/4"	1,239.00	1,361.00	1,924.00
	905.542	Ea.	2F	CTC = 43-5/16" through 59"	999.00	1,098.00	1,513.00
	905.541	Ea.	2F	CTC = 27-9/16" through 43-1/4"	760.00	835.00	1,273.00
	905.540	Ea.	2F	CTC = 7-7/8" through 27-1/2"	520.00	571.00	1,034.00
Single Sided 1-1/4" (32 mm) Diameter					SO	SO	SO
	905.345	Ea.	3F	CTC = 94-1/2" through 110-3/16"	1,033.00	1,135.00	1,374.00
	905.344	Ea.	3F	CTC = 74-13/16" through 94-7/16"	901.00	988.00	1,241.00
	905.343	Ea.	3F	CTC = 59-1/16" through 74-3/4"	769.00	845.00	1,110.00
	905.342	Ea.	2F	CTC = 43-5/16" through 59"	635.00	700.00	893.00
	905.341	Ea.	2F	CTC = 27-9/16" through 43-1/4"	506.00	557.00	761.00
	905.340	Ea.	2F	CTC = 7-7/8" through 27-1/2"	376.00	413.00	633.00
Back-to-Back 1" (25 mm) Diameter					SO	SO	SO
	905.506	Ea.	3F	CTC = 94-1/2" through 110-3/16"	2,167.00	2,384.00	2,854.00
	905.505	Ea.	3F	CTC = 74-13/16" through 94-7/16"	1,917.00	2,111.00	2,602.00
	905.504	Ea.	3F	CTC = 59-1/16" through 74-3/4"	1,672.00	1,839.00	2,355.00
	905.503	Ea.	2F	CTC = 43-5/16" through 59"	1,424.00	1,564.00	1,936.00
	905.502	Ea.	2F	CTC = 27-9/16" through 43-1/4"	1,174.00	1,294.00	1,689.00
	905.501	Ea.	2F	CTC = 8-1/4" through 27-1/2"	927.00	1,019.00	1,440.00
Single Sided 1" (25 mm) Diameter					SO	SO	SO
	905.306	Ea.	3F	CTC = 94-1/2" through 110-3/16"	1,273.00	1,399.00	1,616.00
	905.305	Ea.	3F	CTC = 74-13/16" through 94-7/16"	1,135.00	1,248.00	1,477.00
	905.304	Ea.	3F	CTC = 59-1/16" through 74-3/4"	997.00	1,096.00	1,338.00
	905.303	Ea.	2F	CTC = 43-5/16" through 59"	857.00	943.00	1,113.00
	905.302	Ea.	2F	CTC = 27-9/16" through 43-1/4"	718.00	791.00	976.00
	905.301	Ea.	2F	CTC = 8-1/4" through 27-1/2"	581.00	637.00	837.00
							Net Add $
POWDER	All Custom powder coated orders will include a net charge per purchase order.						346.00

NOTES:
- When required, 3rd fixing post is centered on **CTC** dimension unless otherwise requested.
- CTC=Center to center of mounting posts.
- Specify door thickness and desired screwpack. See following page for options.

SO Special Fabricated/Finish or Special Order; lead time up to 5 weeks.

TG Decorative Pulls

Pull Handles for Commercial Doors				Standard Finish $		Custom Finish $
Model	**Ref. #**	**U/M**	**Description**	**700**	**701**	**999**
TG 9830 Bowed Pull, 13-3/4" (349 mm) Center-to-Center				SO	SO	SO
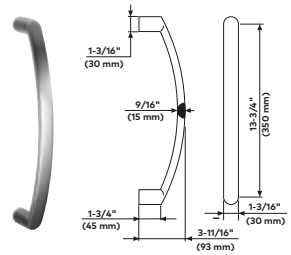	905.530	Set	Back-to-Back	1,025.00	1,129.00	1,369.00
	905.330	Ea.	Single Sided	631.00	693.00	887.00
TG 9304 Curved Pull, Radius Standoff, 1-1/4" (32 mm) Diameter, 13-3/4" (349 mm) Center-to-Center				SO	SO	SO
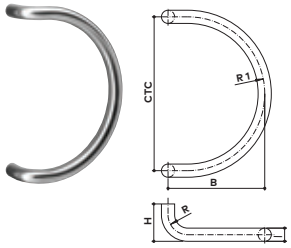	905.569	Set	Back-to-Back	520.00	571.00	862.00
	905.369	Ea.	Single Sided	341.00	375.00	597.00
			Ø 1-1/4" (32 mm)			
			R 1-3/4" (44 mm)			
			R1 6-7/8" (175 mm)			
			B 8-11/16" (220 mm)			
			H 3-3/8" (85 mm)			
			CTC 13-3/4" (350 mm)			
TG 9306 Curved Pull, Sharp/Straight Standoff, 1-9/16" (40 mm) Diameter, 13-3/4" (349 mm) Center-to-Center				SO	SO	SO
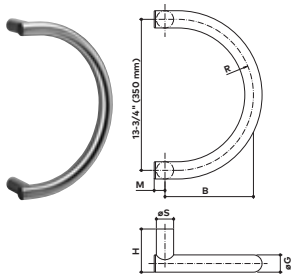	905.611	Set	Back-to-Back	1,148.00	1,264.00	1,491.00
	905.411	Ea.	Single Sided	690.00	758.00	947.00
			ØGØS 1-9/16" (40 mm)			
			R 6-7/8" (175 mm)			
			B 8-3/16" (205 mm)			
			H 3-15/16" (100 mm)			
			M 1" (24 mm)			

NOTE: Specify door thickness and desired screwpack.

Fixings for TG Handles to Glass Doors 1-3/8" (35 mm)–3-15/16" (100 mm) Thick				700/701	999
				SO	SO
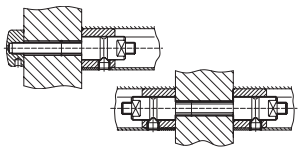	905.901	Ea.	Back-to-Back – M6	46.00	48.00
	905.903	Ea.	Back-to-Back – M8	46.00	48.00
	905.907	Ea.	Single Sided – M6	76.00	84.00
	905.906	Ea.	Single Sided – M8	76.00	84.00
Rose Options for TG Pulls					
	905.971	Ea.	1-9/16" (40 mm) Rose – M6	22.00	25.00
	905.972	Ea.	1-3/4" (44 mm) Rose – M8	22.00	25.00

		Net Add $
POWDER	All Custom powder coated orders will include a net charge per purchase order.	346.00

SO Special Fabricated/Finish or Special Order; lead time up to 5 weeks.

ARCOS Decorative Pulls

Pulls for Commercial Doors					Standard Finish $	Custom Finish $
Model	**Ref. #**	**U/M**	**No. Of Fixing Posts**	**Description**	**114**	**999**
ARCOS 15-11/16" (398 mm) Length					SO	SO
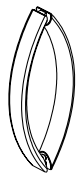	826.500	Set	2F	13-3/4" (350 mm) Center-to-Center	587.00	927.00
ARCOS 32-1/16" (824 mm) Length					SO	SO
	826.510	Set	2F	29-1/2" (750 mm) Center-to-Center	690.00	1,374.00
BEYOND, Specify Door Thickness					SO	SO
	830.3	Set	2F	17-3/4" (450 mm) Center-to-Center 3/8" (10 mm) or 1/2" (12 mm)	1,398.00	1,740.00
	830.305	Set	2F	23-5/8" (600 mm) Center-to-Center 3/8" (10 mm) or 1/2" (12 mm)	1,620.00	1,962.00
	830.31	Set	2F	35-7/16" (900 mm) Center-to-Center 3/8" (10 mm) or 1/2" (12 mm)	1,933.00	2,617.00
						Net Add $
POWDER	All Custom powder coated orders will include a net charge per purchase order.					346.00

NOTE: Specify door thickness and either wood or glass door material.

SO Special Fabricated/Finish or Special Order; lead time up to 5 weeks.

Solid and Tubular Pull Handles for Commercial doors

				Finishes $						
Model	**Ref. #**	**U/M**	**Description**	**101**	**108**	**109**	**503/599**	**600/601**	**700**	**701**
Solid and Tubular, Back-to-Back, 10" and 12" (Center-to-Center) Handles				(1)	(1)	(SO)	(SO)	(SO)	(1)	(SO)
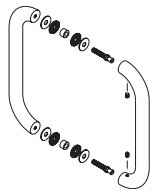	926.001	Set	10" (254 mm) Solid	104.00	109.00	109.00	—	433.00	230.00	230.00
	926.601	Set	10" (254 mm) Tubular	—	—	—	185.00	—	125.00	125.00
	926.004	Set	12" (305 mm) Solid	109.00	116.00	116.00	311.00	774.00	254.00	254.00
	926.604	Set	12" (305 mm) Tubular	—	—	—	196.00	—	129.00	129.00
Solid and Tubular, Single Sided, 10" and 12" (Center-to-Center) Handles				(SO)	(SO)	(SO)	(SO)	(SO)	(SO)	(SO)
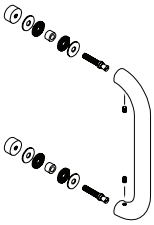	926.012	Ea.	10" (254 mm) Solid	63.00	74.00	74.00	—	—	—	—
	926.612	Ea.	10" (254 mm) Tubular	—	—	—	—	—	78.00	78.00
	926.016	Ea.	12" (305 mm) Solid	80.00	86.00	86.00	—	—	—	—
	926.616	Ea.	12" (305 mm) Tubular	—	—	—	—	—	86.00	86.00
Solid and Tubular, Back-to-Back Offset, 10" and 12" (Center-to-Center) Handles				(SO)	(SO)	(SO)	(SO)	(SO)	(SO)	(SO)
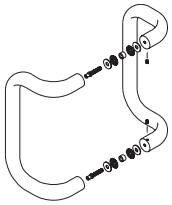	926.622	Set	10" (254 mm) Tubular	—	—	—	—	—	154.00	154.00
	926.009	Set	12" (305 mm) Solid	125.00	135.00	135.00	—	—	—	—
	926.609	Set	12" (305 mm) Tubular	—	—	—	250.00	—	168.00	168.00
Solid and Tubular, Back-to-Back, 10" and 12" (Center-to-Center) × 27-3/4" Handles				(SO)	(SO)	(SO)	(SO)	(SO)	(SO)	(SO)
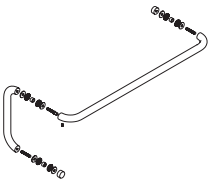	926.002	Set	10" × 27-3/4" (254 × 705 mm) Solid	143.00	157.00	157.00	—	—	—	—
	926.602	Set	10" × 27-3/4" (254 × 705 mm) Tubular	—	—	—	—	—	198.00	198.00
	926.005	Set	12" × 27-3/4" (305 × 705 mm) Solid	135.00	150.00	150.00	—	—	427.00	427.00
	926.605	Set	12" × 27-3/4" (305 × 705 mm) Tubular	—	—	—	266.00	—	210.00	210.00

NOTES:
- Tubular handles include a 1-1/4" (32 mm) washer.
- Specify door thickness and either wood or glass door material.
- Call Customer Service for wood door thickness 1-3/8"–2-1/2" fastener information and ordering guidance.

(1) Non-Fabricated item, 2-day lead time.

(SO) Special Fabricated/Finish or Special Order; lead time up to 5 weeks.

Door Hardware

Electronic Access & Data

Mechanical Key Systems

Lodging Systems

Entrance Systems

Safe Locks

Service

Our Sustainability Commitment

We are committed to fostering a sustainable development along our entire value chain in line with our economic, environmental and social responsibilities toward current and future generations.

PL38 03-26

dormakaba USA
6161 E. 75th Street
Indianapolis, IN 46250

T: 1 800-523-8483

dormakaba.us

dahorders.us@dormakaba.com

dormakaba.us