

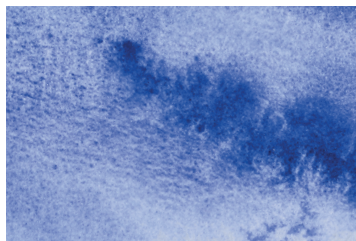

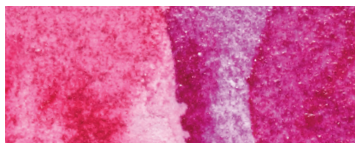


A starter guide to using watercolour mediums


Artist Guides | Watercolour Mediums



Art Masking Fluid

Granulation Medium

Iridescent Medium



Watercolour mediums allow you to discover a world of texture, versatility, and longevity with your painting. As well as being transformative, they're also essential for control and flow.

This is a guide to using a few of the most popular watercolour mediums with your watercolour paints. Here you'll find out how to experiment, creating a new dimension to your work and

giving you confidence to play and discover the magic that mediums can bring.

We recommend trying the mediums in this guide with the Professional Watercolour and Cotman Watercolour ranges.



Art Masking Fluid



Can be used to mask off areas from speckles and drops to lines and bold shapes.



What does it do?

Protects the areas you don't want to paint and can be used to create a variety of techniques.

Good to know

Remove the fluid by rubbing the surface gently to reveal the paper underneath. Remove as soon as possible to stop the mask from becoming permanent.

How to use it

Use an old brush to apply masking fluid as it can damage brushes. Do not use on damp or soft-sized paper. Apply medium to areas you want to protect.


Wash brush immediately, before the medium dries. After it has dried on your paper, the covered areas will not absorb any colour.

Key properties

- Tinted for better visibility on white paper
- Rubbery texture
- Easy to remove



Granulation Medium



By using Granulation Medium all colours can be made to granulate to a mottled texture, with those already possessing this quality being pushed even further.



What does it do?

This low-viscosity formula is used to create uneven, naturally granulating textures when using watercolour, within a single colour application.

Good to know

If the medium dries on the palette, it can simply be re-wetted and used again.


How to use it

Shake well before use. The more granulation medium goes into the colour, the stronger the effect.

For maximum effect, dilute colour with granulation medium only, using no water.

Key properties

- Creates a flocculation effect (small clumps or masses).
- Non-granulating colours become granulating.
- Intensifies the granulation of colours that already have this property.



Iridescent Medium



Looking to add pearlescent particles and metallic effects to your watercolour? Iridescent Medium is one of the most rewarding and transformative mediums in the range.



What does it do?

Adds lustre and shine to your watercolour.

Good to know

For the greatest pearlescent effect, use with transparent watercolours on dark paper. If medium dries on the palette, it can simply be re-wetted. Try not to use directly on watercolour pans to avoid staining clean paint.

How to use it

Shake well before use. Mix with watercolour or apply over a dried wash. The more medium is used, the stronger the sparkling effect. It's not harmful to use brushes, but rinse thoroughly after use.

Key properties

- Adds a soft, reflective grain
- Brightens watercolour
- Usable on top of dry colours



Discover the full range:

Availability may vary per region.



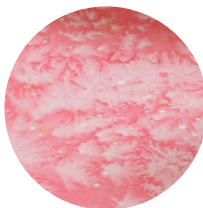
Want to learn more?

Discover a world of artist-led tutorials:



WATCH

**Iridescent
Watercolour
Medium**



WATCH

**Granulation
Medium for
Watercolour**