

...interface design
...the iceberg. I learned the power
...his experience has given me a newfound appreciation
...continuously refining the user experience. The
...keep improving, no matter the obstacles.
...existing." — Albert Einstein

...my UI and UX ideas were a little too ambitious. Still, I
...Studying at Yoobee was a transformative experience
...immersed myself in industry-standard programs, pushing my
...design principles. Each project introduced me to new
...creative approaches. This journey not only enhanced my
...design as a whole.
...Pursuing a Certificate in Creative Media provided

...interface design
...I learned the power
...s given me a newfound appreciation for the complexities of interface design and the value of
...ing the user experience. The beauty of design lies in curious exploration, and our drive pushes us to
...matter the obstacles. "The important thing is not to stop questioning. Curiosity has its own method
...bert Einstein"

...flow the iceberg. I learned the
...his experience has given me a new
...continuously refining the user experience
...keep improving, no matter the obstacles
...existing."

...and design
...my academic journey. I was
...learning the history, techniques, and industry basics associated with
...with and am now actively pursuing as a career. My passion was
...variety of techniques which led to me launching a small independent
...I loved seeing how my initial ideas transformed through the design process. What started as a
...stretch, and evolve into something
...4 Animation felt tota



Kōrero”

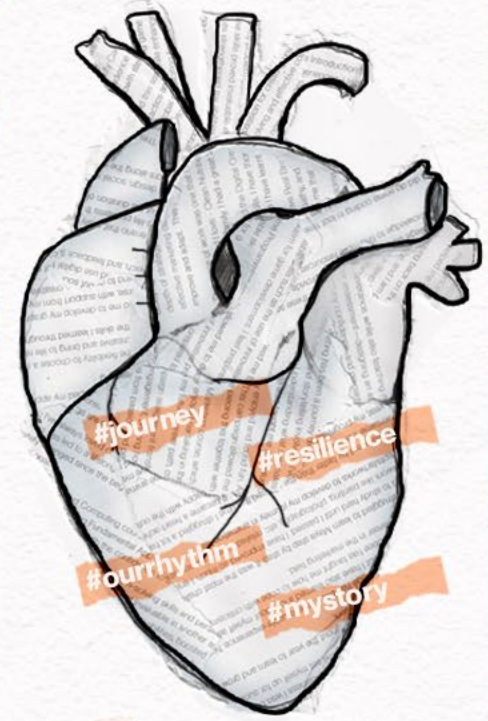

Online Campus | Yoobee 2024

Pantone Colour '24
Peach Fuzz
#FFBE98

Chocolate
#B7581E

Black
#000000

White
#FFFFFF



#moodboard

...but my UI and UX ideas were a little too ambitious. Still, I had a lot of... proud or now I turned out.
Studying at YooBee was a transformative experience that expanded my creative skills beyond Procreate on my iPad. I
immersed myself in industry-standard programs, pushing my boundaries and gaining a deeper understanding of
design principles. Each project introduced me to new techniques, from refining digital workflows to exploring fresh
creative approaches. This journey not only enhanced my technical abilities but also broadened my perspective on
design as a whole.
Pursuing a Certificate in Creative Media provided me with a structured learning environment and a mentored creative

Every project begins with something small — an idea, a sketch, a spark. From there, a story unfolds. **Kōrero** is more than a showcase. It's a collection of student voices — each one shaped by process, critique, courage, and curiosity. These works aren't just outcomes; they're moments from a journey. Together, they create a rhythm — a kind of **heartbeat** — that pulses through our campus. That's the **manawa**, the heart: where resilience lives, where identity takes form. Woven through it is the **koru**, always unfolding. It represents growth, change, and the creative process itself — never still, always becoming. This is what Kōrero holds: not just design, but life in motion. A visual diary. A shared narrative. A story told by many — still unfolding.

The heart of who we are

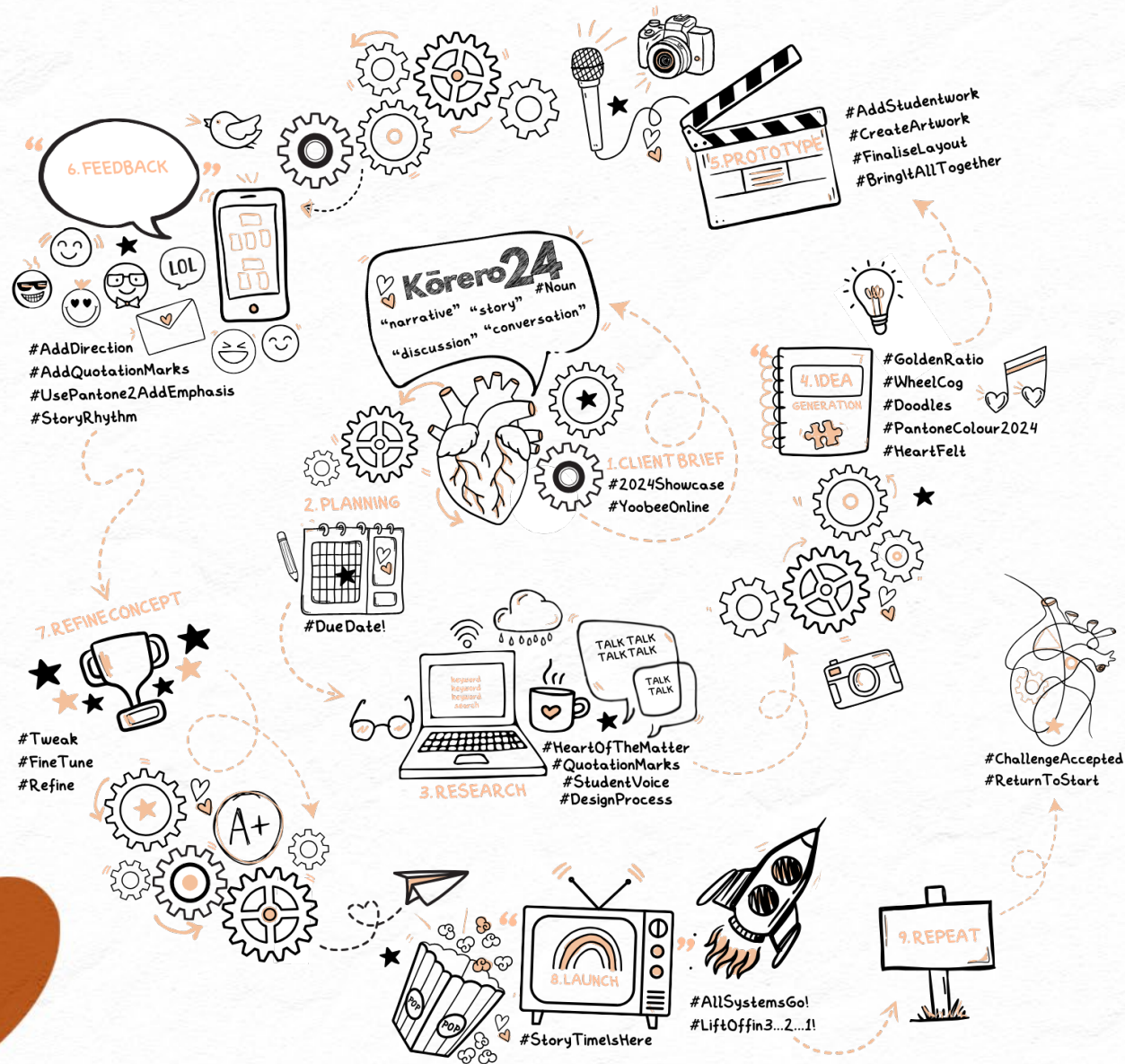


Headings

Subheadings

Paragraph text

Sometimes creativity is messy.
 Sometimes, between all the sticky notes
 and the drawings
 and the writing
 and the talking,
 a golden thread emerges...
 a pattern taking shape, a sequence forming.
 A rhythm... a heartbeat... alive!
 Sharing thoughts, grouping ideas,
 and bringing order
 in a swirling mess... unwinding,
 unfolding
 a narrative hidden in plain sight.
 A story told only by those
 who step up and accept the challenge.
 Those who leave their comfort zones
 to explore the endless possibilities
 beyond what is seen.
 A journey for the brave, who in hindsight,
 conquered many a mountain to reach
 this point where they can share
 their journey into the unknown,
 their story of victory...
 to rātou kōrero mo te wikitōria!



“



”

Table of Contents

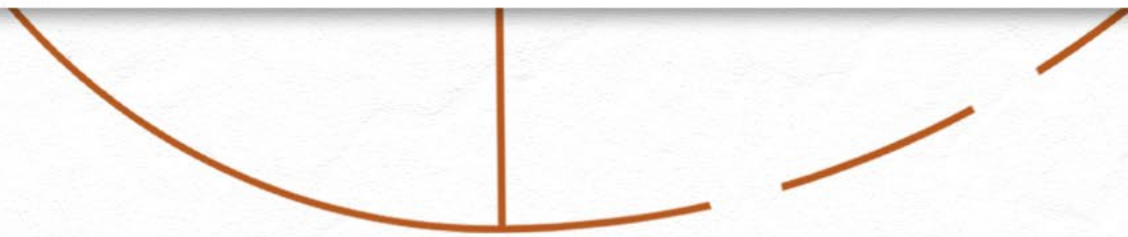
Nau Mai! Welcome!	#5
Student Showcase	#6
# Certificate in Creative Media	#7
# Diploma in Web and Graphic Design	#25
# Diploma in Creative Marketing	#32
# Diploma in Animation	#42
# Diploma in Software Development	#53




Nau Mai!

“Kia ora koutou. It's a real pleasure to present our end-of-year student work exhibition. This year's exhibition is particularly special because, as a campus, we've all been reflecting on our "why." Seeing so much exceptional work from our students makes us realise just how much we love what we do.”

– Poonam Deo | Online Campus Manager



Student Showcase





“CCM”

Certificate in Creative Media

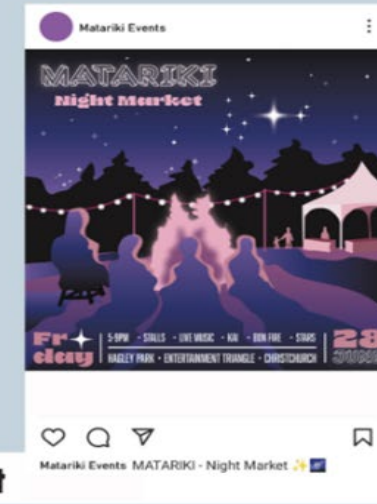
| Level 4



• A3 Poster



• IG Post



• Tote Bag



• Bus Poster



Cayce Smith

#Design

“

Studying online at Yoobee has given me so much confidence in my abilities and myself. The skills I have learned have opened up new doors of creativity, I'm looking forward to where this journey will take me.

”



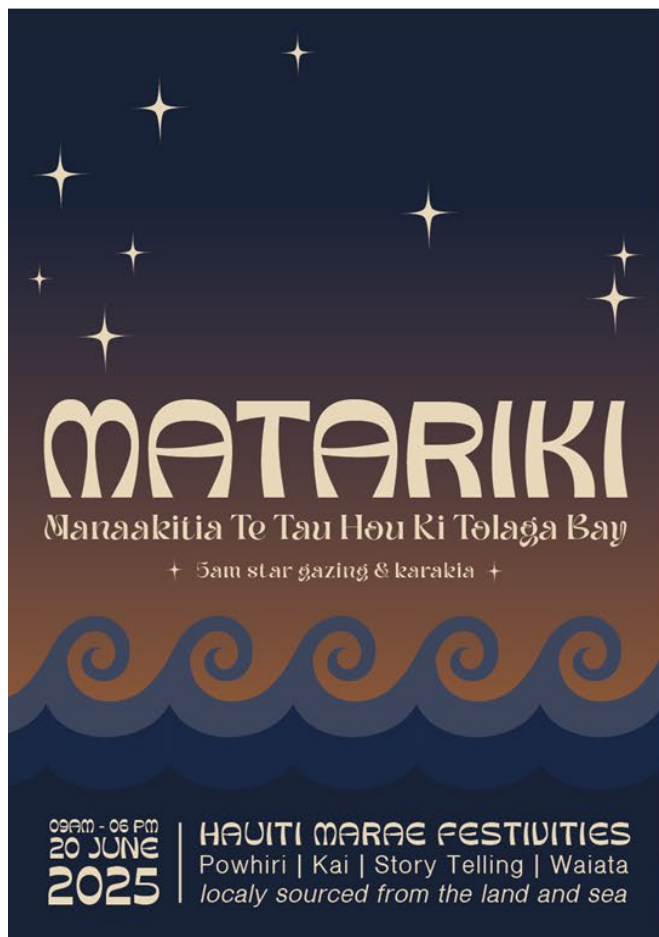
Finn C. | FLESHFEST

#Design

“

I began Yoobee's Animation and Design & Web courses with a strong creative drive but no clue what I wanted to pursue. Throughout my academic journey I was encouraged to dive head-first into a wide range of creative fields, learning the history, techniques, and industry basics associated with animation, film, and design, which I fell in love with and am now actively pursuing as a career. My passion was nurtured by my incredible tutor and I learned a wide variety of techniques which led to me launching a small independent brand as an artist by the end of the year.

”



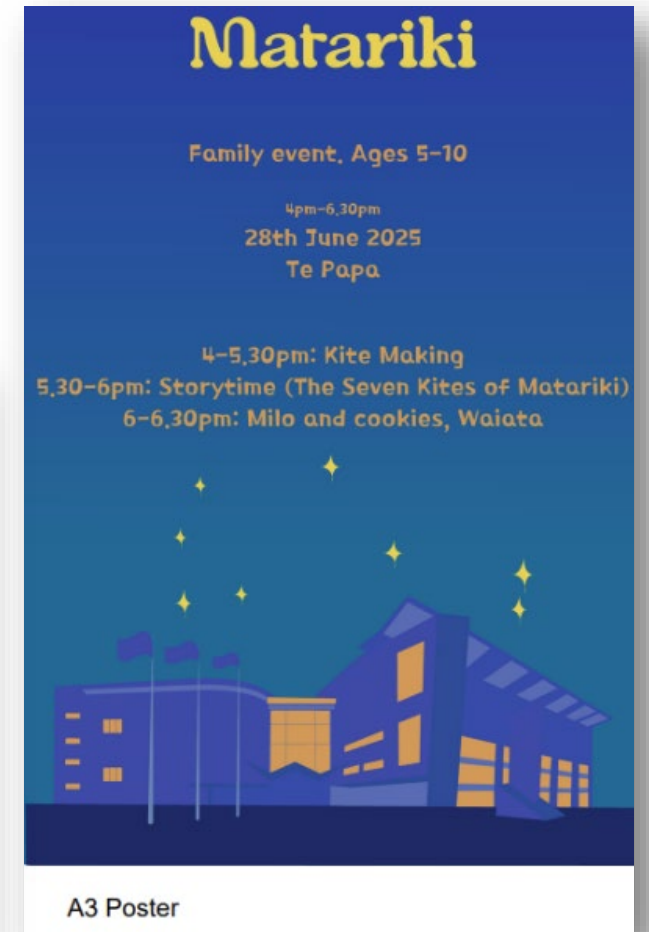
Janna B.

#Design



I loved seeing how my initial ideas transformed throughout the design process. What started as one thing would twist, stretch, and evolve into something completely unexpected. Animation felt totally out of my depth at first, but now I feel way more confident, especially when it comes to character design. By the time we got to Web Design, I was much more comfortable with idea generation and design, but actually building the website was a challenge. Turns out my UI and UX ideas were a little too ambitious. Still, with a lot of persistence, I'm really proud of how it turned out.





Jasmine S.

#Design



Studying at Yoobee was a transformative experience that expanded my creative skills beyond Procreate on my iPad. I immersed myself in industry-standard programs, pushing my boundaries and gaining a deeper understanding of design principles. Each project introduced me to new techniques, from refining digital workflows to exploring fresh creative approaches. This journey not only enhanced my technical abilities but also broadened my perspective on design as a whole.






Natalie F.

#Design

“ Pursuing a Certificate in Creative Media provided me with the opportunity to explore a range of different creative mediums. It tested my skills and helped me discover what areas interested me the most. I gained a variety of invaluable skills throughout the course and I am excited to keep building on these skills and exploring new creative opportunities, utilising what I have learnt. ”



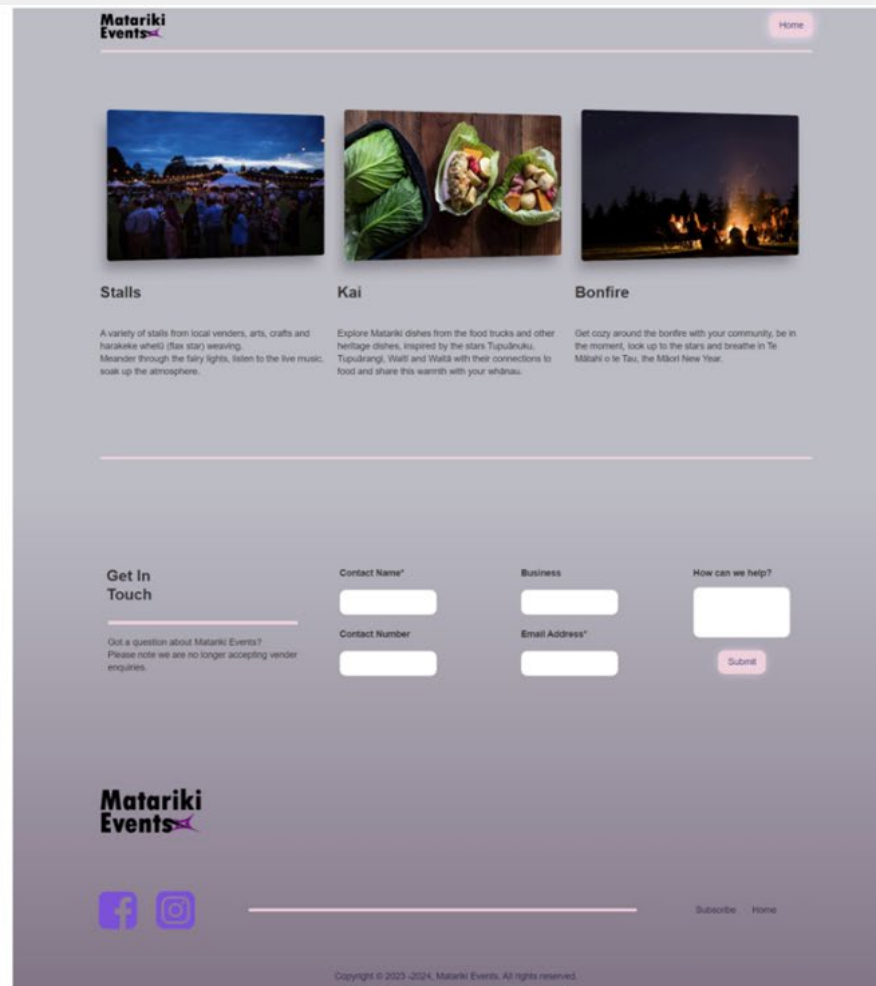
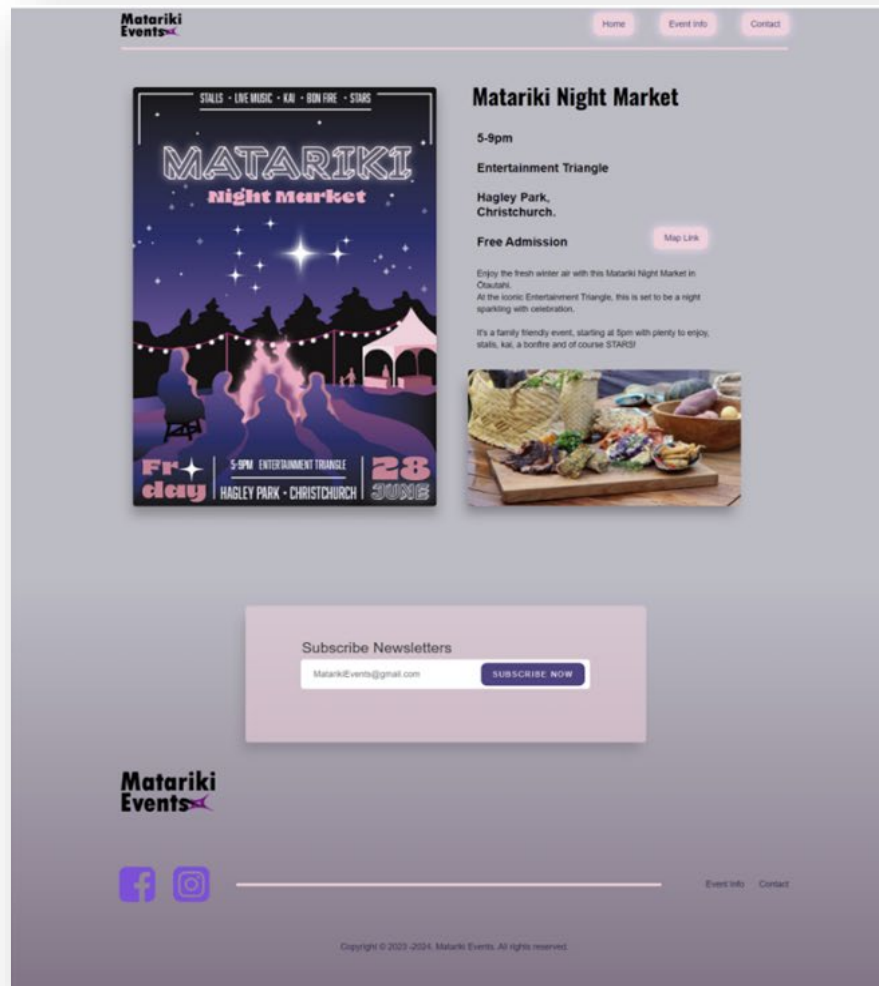
Sasida

#Design



It has been a fantastic experience to complete the Certificate in Digital Media and Design 2024 course at Yoobee. My tutor provided me with excellent exposure to Adobe Suite, greatly enhancing my skills. Thank you so much, Yoobee, for this wonderful opportunity!





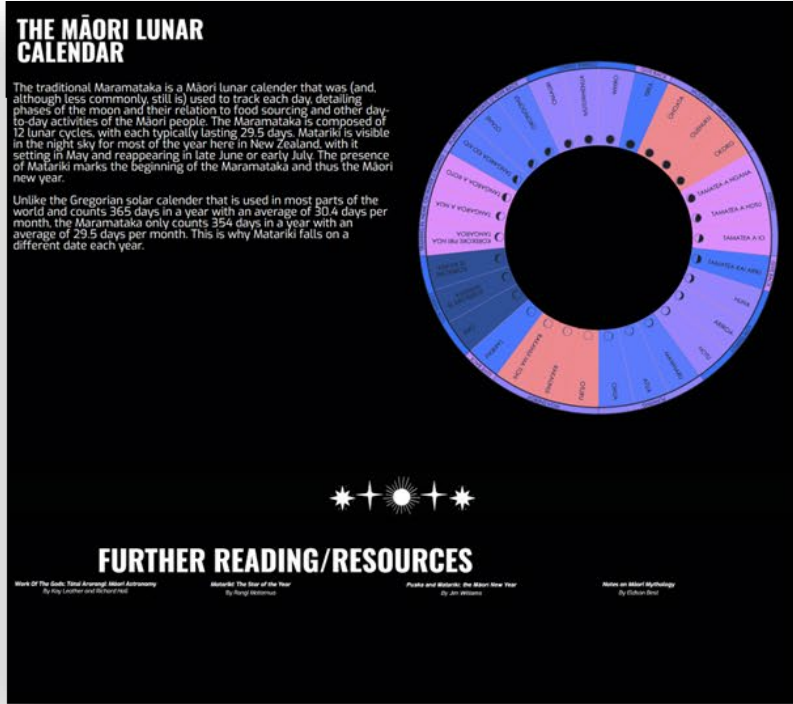
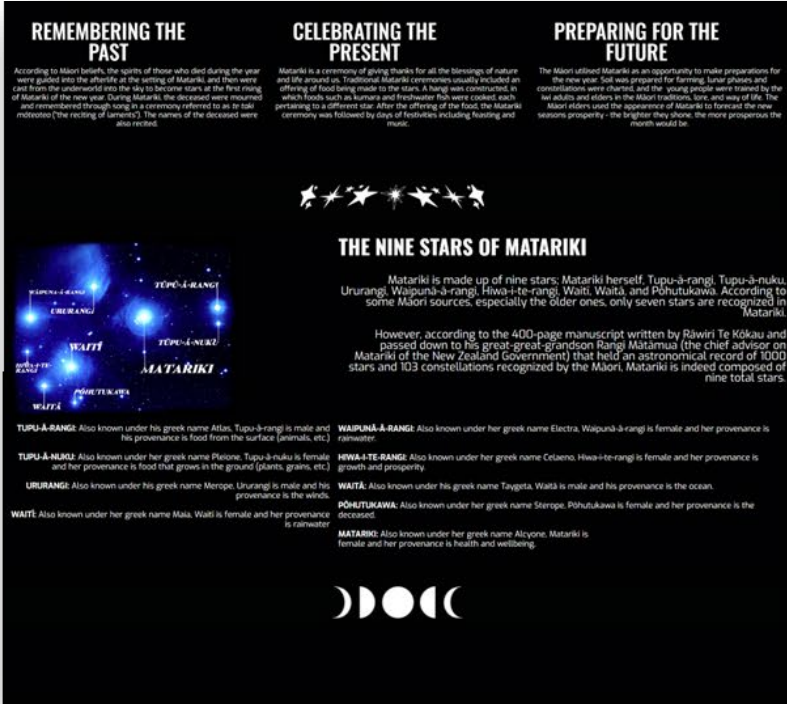
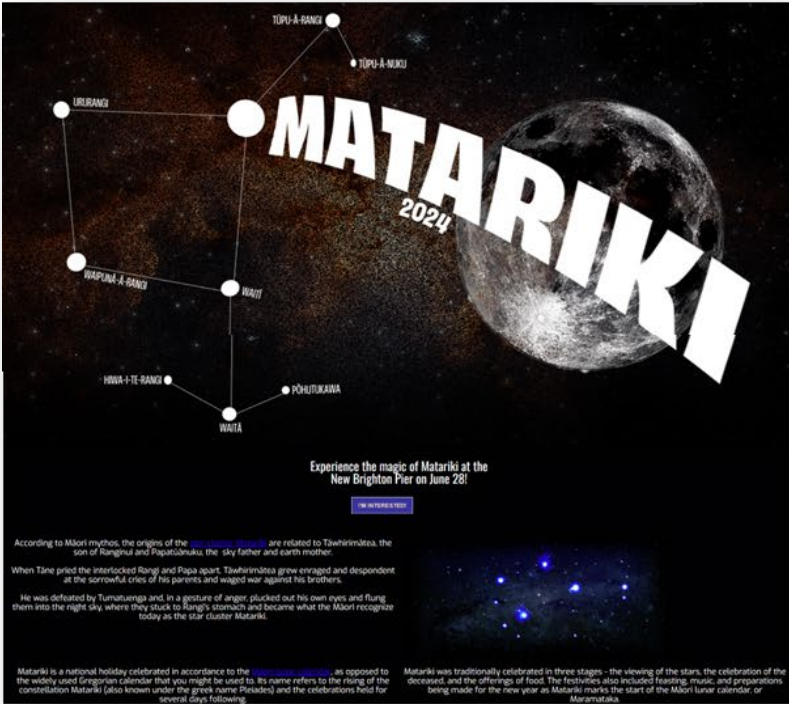
Cayce Smith

#WebDesign

“

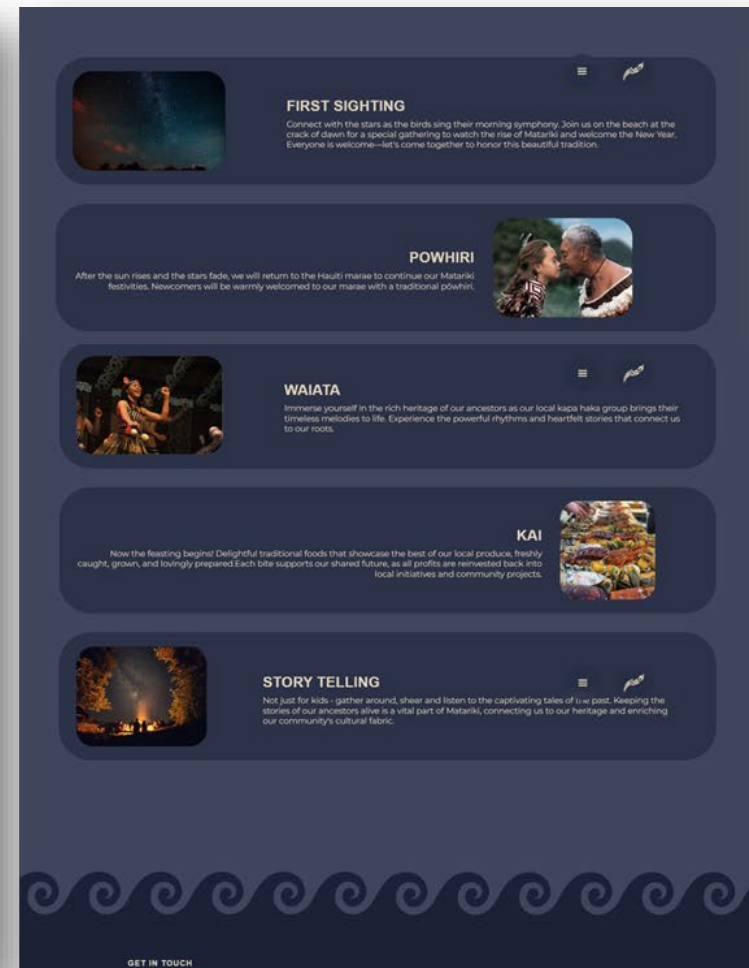
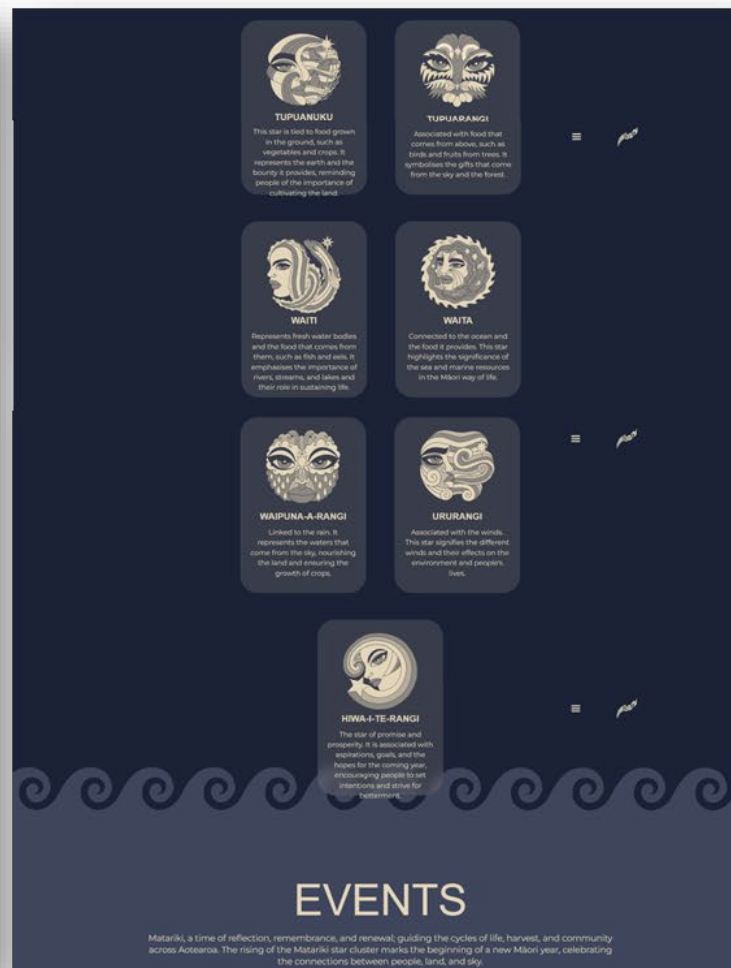
Studying online at Yoobee has given me so much confidence in my abilities and myself. The skills I have learned have opened up new doors of creativity, I'm looking forward to where this journey will take me.

”



Finn C. | FLESHFEST
#WebDesign

I began Yoobee's Animation and Design & Web courses with a strong creative drive but no clue what I wanted to pursue. Throughout my academic journey I was encouraged to dive head-first into a wide range of creative fields, learning the history, techniques, and industry basics associated with animation, film, and design, which I fell in love with and am now actively pursuing as a career. My passion was nurtured by my incredible tutor and I learned a wide variety of techniques which led to me launching a small independent brand as an artist by the end of the year.



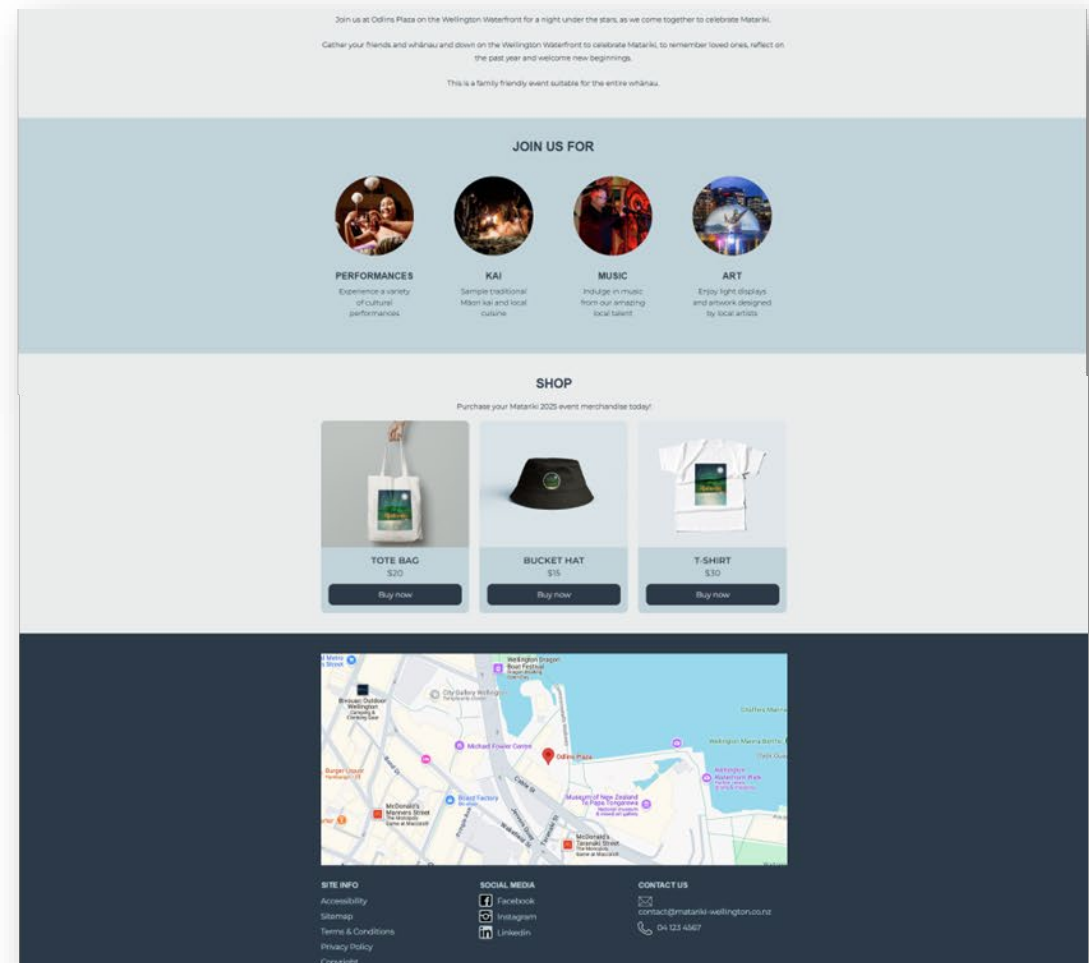
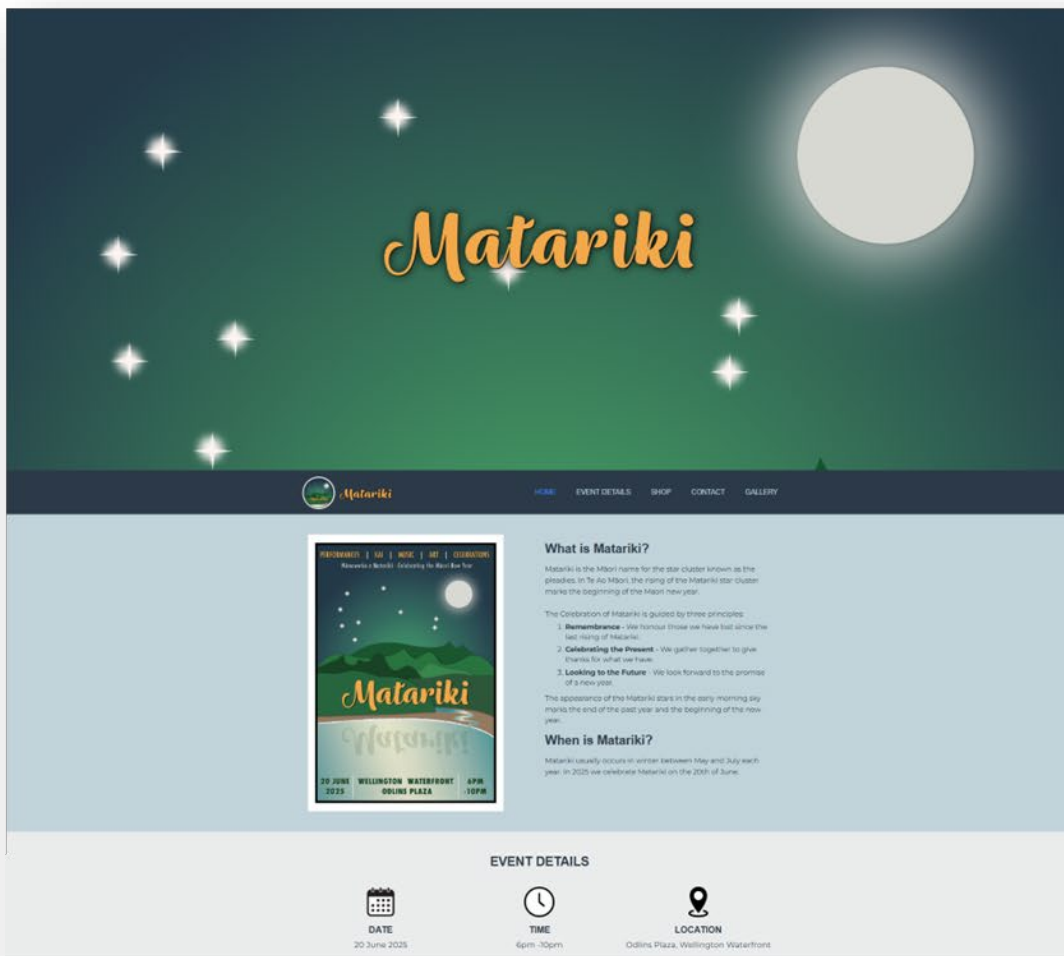
Janna B.

#WebDesign

“

I loved seeing how my initial ideas transformed throughout the design process. What started as one thing would twist, stretch, and evolve into something completely unexpected. Animation felt totally out of my depth at first, but now I feel way more confident, especially when it comes to character design. By the time we got to Web Design, I was much more comfortable with idea generation and design, but actually building the website was a challenge. Turns out my UI and UX ideas were a little too ambitious. Still, with a lot of persistence, I'm really proud of how it turned out.

”



Natalie F.

#WebDesign



Pursuing a Certificate in Creative Media provided me with the opportunity to explore a range of different creative mediums. It tested my skills and helped me discover what areas interested me the most. I gained a variety of invaluable skills throughout the course and I am excited to keep building on these skills and exploring new creative opportunities, utilising what I have learnt.





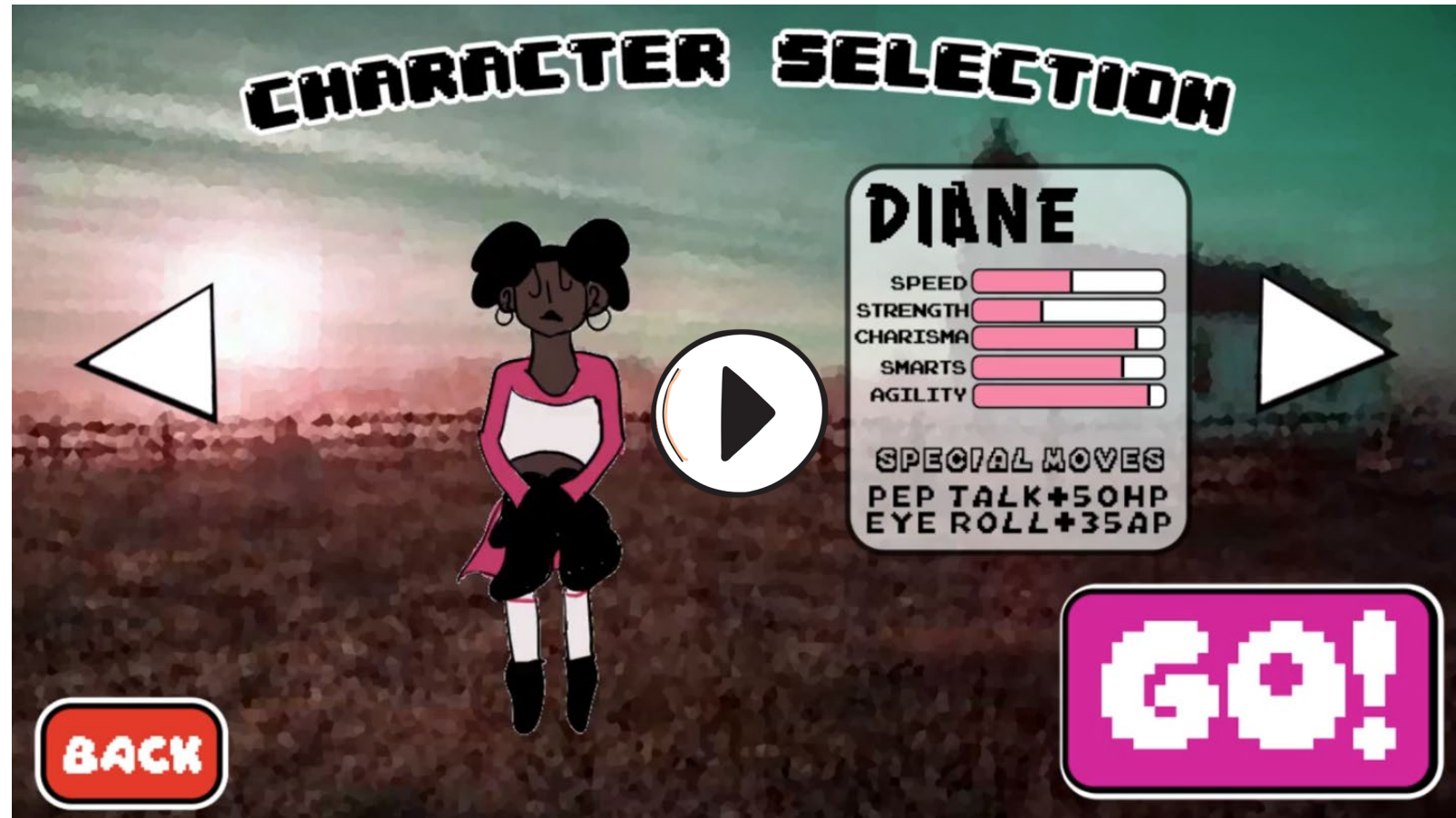
Double-click the PLAY button to view the animation. It will take you to an external site.



Cayce Smith

#Animation

“ Studying online at Yoobee has given me so much confidence in my abilities and myself. The skills I have learned have opened up new doors of creativity, I'm looking forward to where this journey will take me. ”



Double-click the PLAY button to view the animation. It will take you to an external site.



Finn C. | FLESHFEST

#Animation

“

I began Yoobee's Animation and Design & Web courses with a strong creative drive but no clue what I wanted to pursue. Throughout my academic journey I was encouraged to dive head-first into a wide range of creative fields, learning the history, techniques, and industry basics associated with animation, film, and design, which I fell in love with and am now actively pursuing as a career. My passion was nurtured by my incredible tutor and I learned a wide variety of techniques which led to me launching a small independent brand as an artist by the end of the year.

”



Double-click the PLAY button to view the animation. It will take you to an external site.



Janna B.

#Animation



I loved seeing how my initial ideas transformed throughout the design process. What started as one thing would twist, stretch, and evolve into something completely unexpected. Animation felt totally out of my depth at first, but now I feel way more confident, especially when it comes to character design. By the time we got to Web Design, I was much more comfortable with idea generation and design, but actually building the website was a challenge. Turns out my UI and UX ideas were a little too ambitious. Still, with a lot of persistence, I'm really proud of how it turned out.





Double-click the PLAY button to view the animation. It will take you to an external site.




Jasmine S.

#Animation



Studying at Yoobee was a transformative experience that expanded my creative skills beyond Procreate on my iPad. I immersed myself in industry-standard programs, pushing my boundaries and gaining a deeper understanding of design principles. Each project introduced me to new techniques, from refining digital workflows to exploring fresh creative approaches. This journey not only enhanced my technical abilities but also broadened my perspective on design as a whole.





Double-click the PLAY button to view the animation. It will take you to an external site.




Natalie F.

#Animation



Pursuing a Certificate in Creative Media provided me with the opportunity to explore a range of different creative mediums. It tested my skills and helped me discover what areas interested me the most. I gained a variety of invaluable skills throughout the course and I am excited to keep building on these skills and exploring new creative opportunities, utilising what I have learnt.





Double-click the PLAY button to view the animation. It will take you to an external site.



Shiloh R.

#Animation



My short journey with Yoobee provided an amazing insight into my capabilities. As someone who often second-guesses my ideas, having my concepts reaffirmed and encouraged by my peers gave me the confidence to express myself more openly. This experience has made me feel more confident and knowledgeable in my abilities and has left my kete of knowledge feeling full and eager to seek new challenges.





Double-click the PLAY button to view the animation. It will take you to an external site.



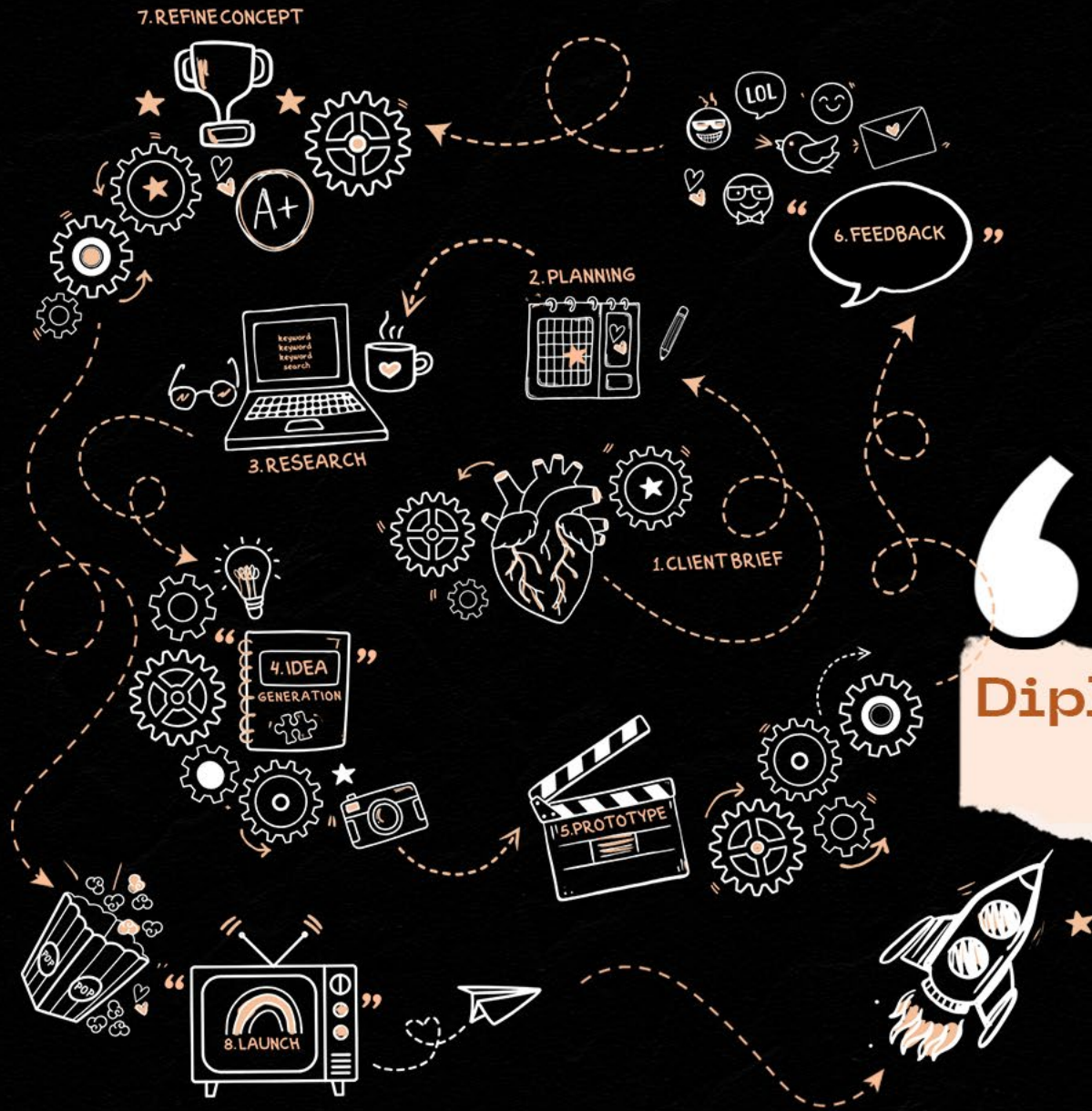
Shiloh R.

#Film



My short journey with Yoobe provided an amazing insight into my capabilities. As someone who often second-guesses my ideas, having my concepts reaffirmed and encouraged by my peers gave me the confidence to express myself more openly. This experience has made me feel more confident and knowledgeable in my abilities and has left my kete of knowledge feeling full and eager to seek new challenges.





“WGD”

Diploma in Web and Graphic Design

| Level 5



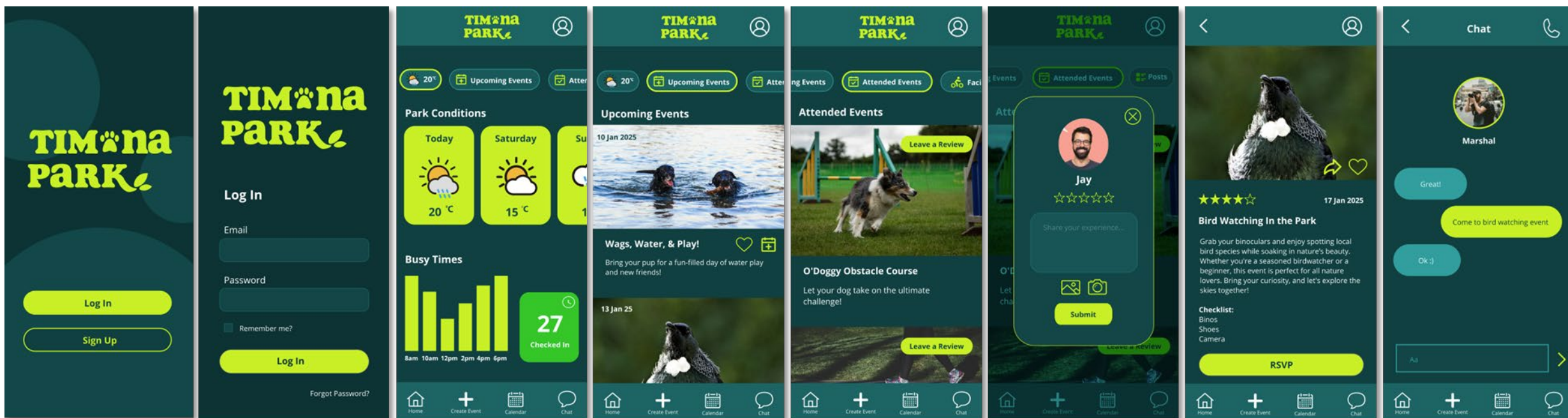
Adele S.

#DesignFoundations | Brochure

“

What I learned through this whole design process was to challenge myself think outside the box and do something I haven't done before. "If it scares you, you are learning" is now my new motto.

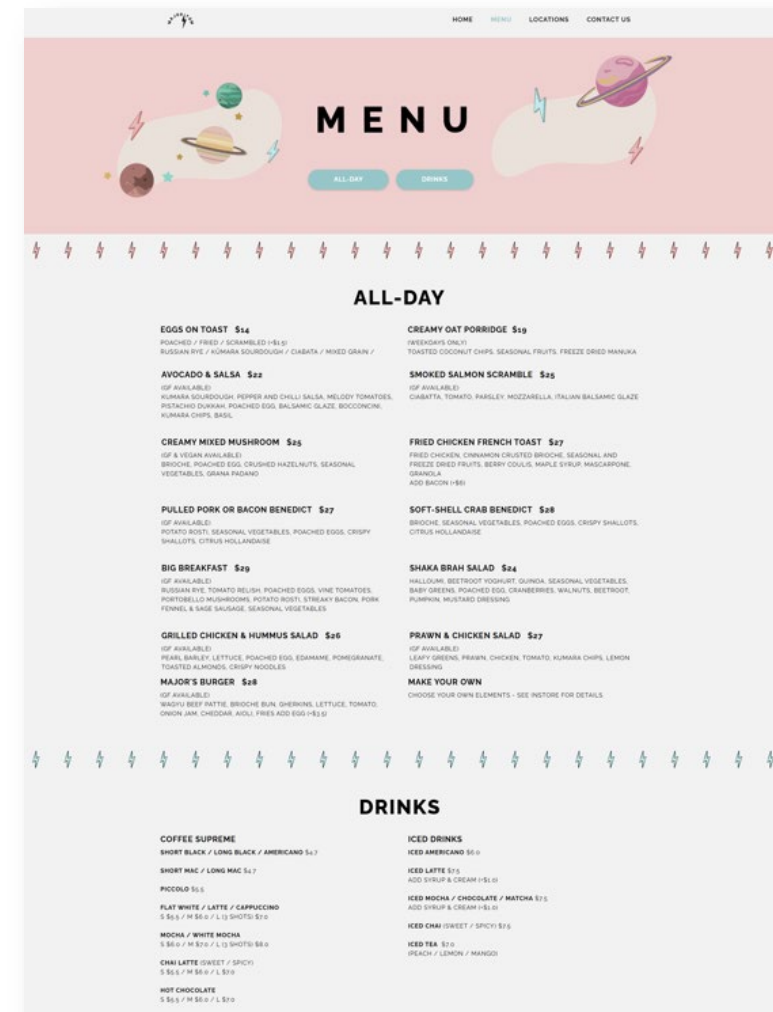
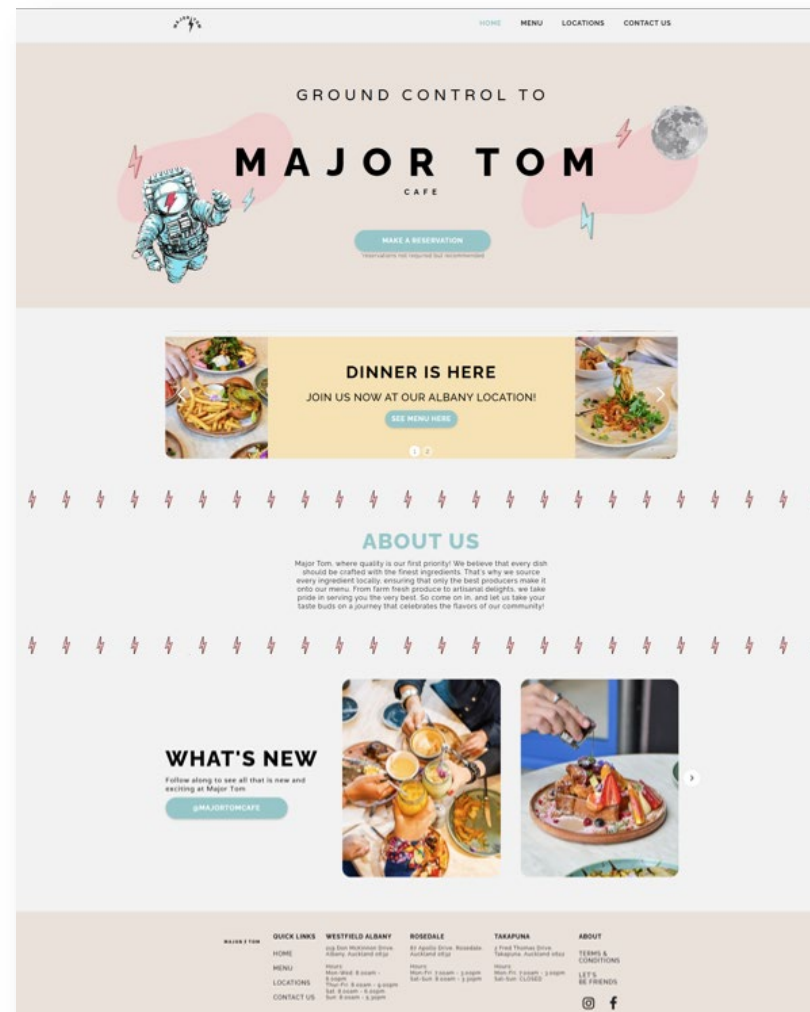
”



Anesia C.

#InterfaceDesign | App Prototype

“When I first started the interface design project, I only saw surface-level tasks, but I quickly realised how much lies below the iceberg. I learned the power of an empathy map and the importance of testing, testing, and testing again! This experience has given me a newfound appreciation for the complexities of interface design and the value of continuously refining the user experience. The beauty of design lies in curious exploration, and our drive pushes us to keep improving, no matter the obstacles. *“The important thing is not to stop questioning. Curiosity has its own reason for existing.”* — Albert Einstein”



Erin E.
#WebDesign



When I began this digital design course, I had a passion for design but lacked the skills to bring my ideas to life. Through practical projects, I not only sharpened my technical abilities but also learned the importance of research, feedback and iteration in creating effective designs. Each project taught me to think critically and approach challenges creatively, transforming the way I see the design process. This journey has been one of personal and professional growth, leaving me more confident in my abilities and eager to keep designing.



Our History

The Waters of the Ōrea

Te Wai Ōra is the customary name for the park. Home to the native eel. Historically, Te Wai Ōra was a significant site for mana whenua to harvest tuna (eels) recording back to 1807. The site was also used as a backup water supply during the late 1880s till 1928 and became opened to public as a park in 1977.

Today, the park has grown to be popular amongst the people in the Auckland region for its lush greenery and scenic lake. With visitors using the park for various activities including walking, connecting with nature, entertaining children and settling with the peace and quiet in amongst the city.

It is a home to a diverse range of wildlife particularly waterfowl, ducks, pukekos and more making this space a known spot for nature enthusiasts. The park features major attractions like the Auckland Zoo, MOTAT and the Fukuoka Gardens providing a blend of leisure and cultural experiences. Western Springs Lakeside Te Wai Ōra is a cherished escape for both locals and tourists.

For more information and guidance visit:
www.aucklandcouncil.govt.nz



Te Wai Ōrea Western Springs Lakeside

Visitor Guide 2024

Auckland Zoo

The Auckland Zoo is a very popular not-for-profit wildlife conservation facility. Established in 1922, it is currently home to over 140 species of animals. Their mission is 'to bring people together to build a future for wildlife' it is a perfect immersive experience for all ages interested in learning the science, beauty and the crucial role in local and global conservation efforts that are a vital part of New Zealand's environmental landscape.

Fukuoka Garden

Gifted by Japan's Fukuoka City in recognition of the sister city relationship in 1989, the garden was intended to be a part of the Auckland Zoo expansion. Today the garden a beautiful oasis for locals and visitors to enjoy a serene and nature centred garden. A fusion of cultures that include New Zealand natives plants and well recognised Japanese landscape. A beautiful opportunity to appreciate the living art in the precinct.

MOTAT

Travel in time to the Museum of Transport and Technology, featuring interactive exhibits and various displays showcasing an extensive collection of historic vehicles, aircraft and technological artefacts. Since opening in the 1960's the museum has a collection over 300,000 items that highlight the kiwi innovation and ingenuity. For the full MOTAT experience, enjoy traveling around Te Wai Ōra, the Western Springs Precinct with their free tram rides that run throughout the day.

Opening Hours

Fukuoka Garden
10 am - 5:30pm

Auckland Zoo
9:30 am - 4:30pm

MOTAT Museum of Transport and Technology
10 am - 4pm



- P Taungāwaka Carpark
- Repō Wetlands
- Wharepaku Toilets
- Te wāhi mōreore Barbecue area
- Ara taramukū Tram tracks
- Te puna wai iho Drinking Fountain



Preeyal R.

#DesignFoundations | Brochure

This project was a turning point in my growth as a designer. By playing to my strengths, it allowed me to dive deeper into the design process and better allocate time to each phase. Alongside the outcome, I refined my research skills significantly, and the result was an informative yet playful visitor guide for its intended audience. This experience taught me to embrace and enjoy the journey of design, leaving me with lessons I will carry into future projects.



Rachel G.

#InterfaceDesign | App Prototype

“

This assignment pushed me out of my comfort zone as I tackled interface design for the first time. Early mistakes, like font size issues, set me back and required significant rework, but they taught me the importance of attention to detail. Despite moments of frustration, I persevered, gaining confidence in problem-solving and learning how to create a polished design independently. Overall, I'm proud of the prototype I created.

”



Terryn H.

#DesignFoundations | Brochure



This project marked the beginning of my Yoobee design journey! My goal was for the work to be visually fun and appealing, capturing the inspiration I felt from visiting the park by highlighting its vibrant landscapes through imagery, shape, and colour. I learned a lot in the process of designing for print, with the use of complementary colours being something new to me. Feedback from my peers was key in defining my design style for this work.


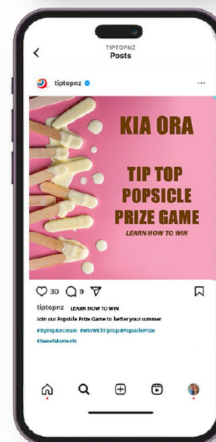
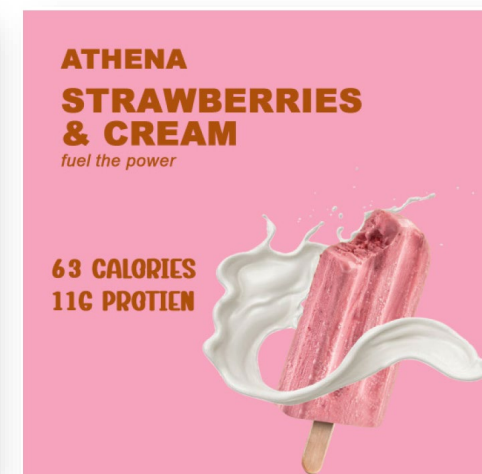
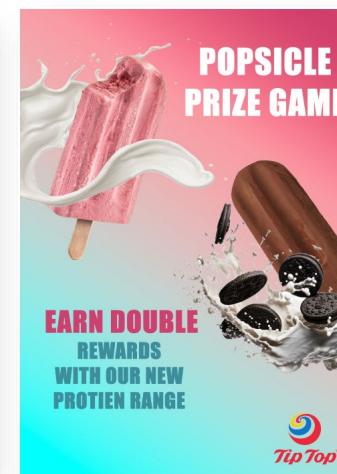

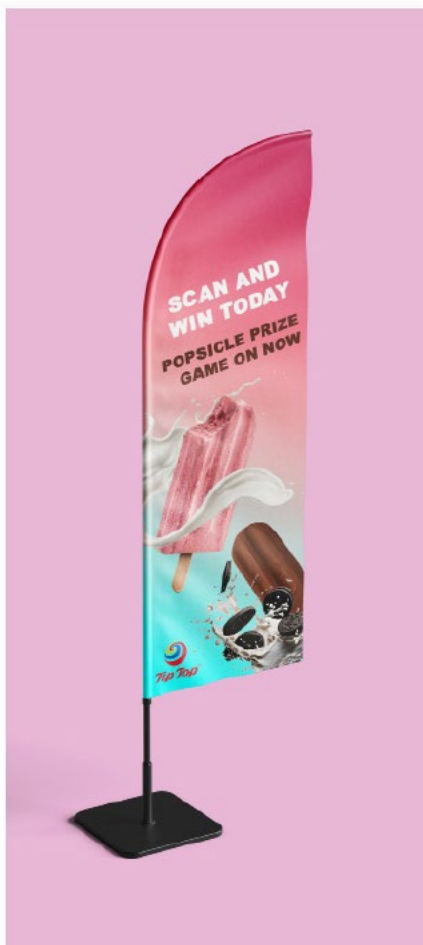
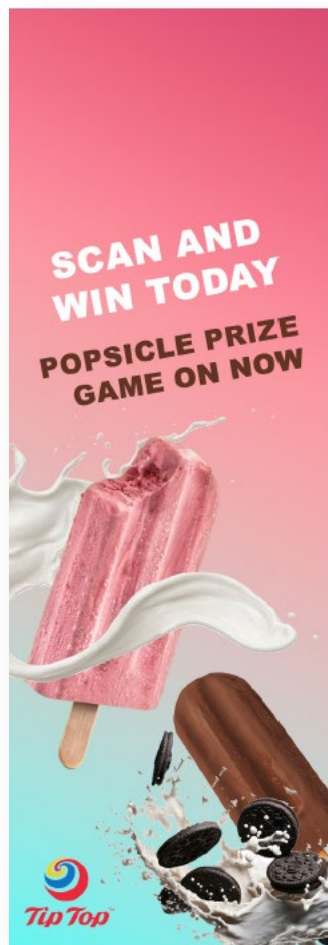




“DCM”

Diploma in Creative Marketing

| Level 5



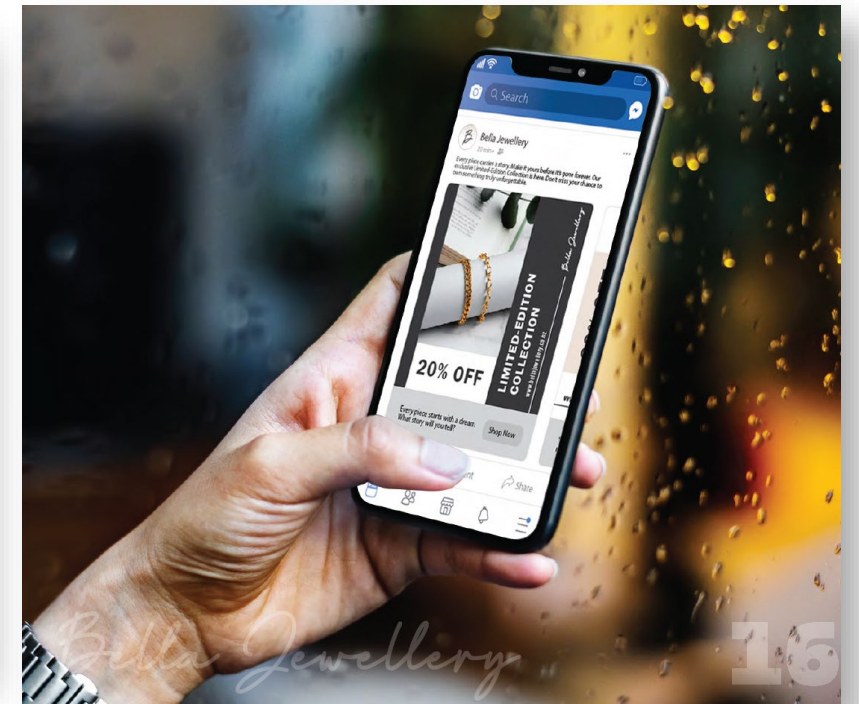
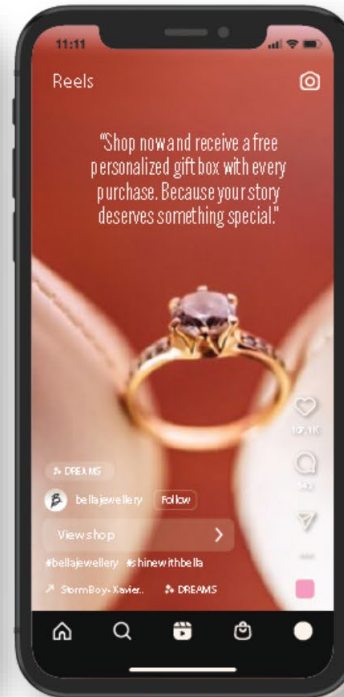

Alessandra W.

#Campaigns | Portfolio

“

This campaign is based off the iconic Lick A Prize from TipTop with a modern twist! Originally basing my campaign around health and fitness with a new protein range, I found myself wanting more incentive for the users. Gamification is a great way to produce more buzz and excitement surrounding new launches. Especially with extra rewards in place for specific product lines. My campaign allowed me to explore areas in graphic design and marketing that I had not previously experienced. Allowing myself to fully dive into campaign launches and designing potential collateral.

”

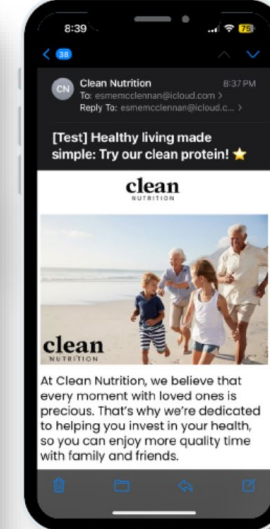
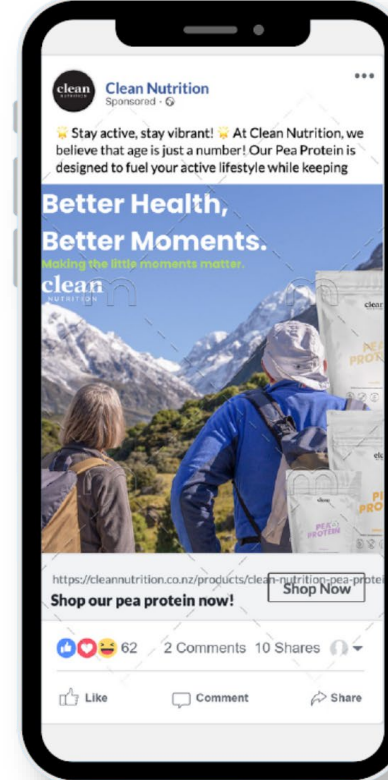
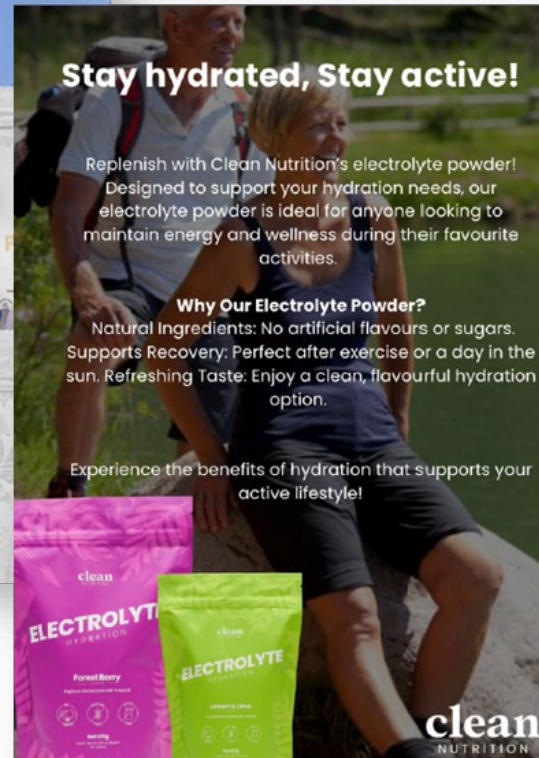
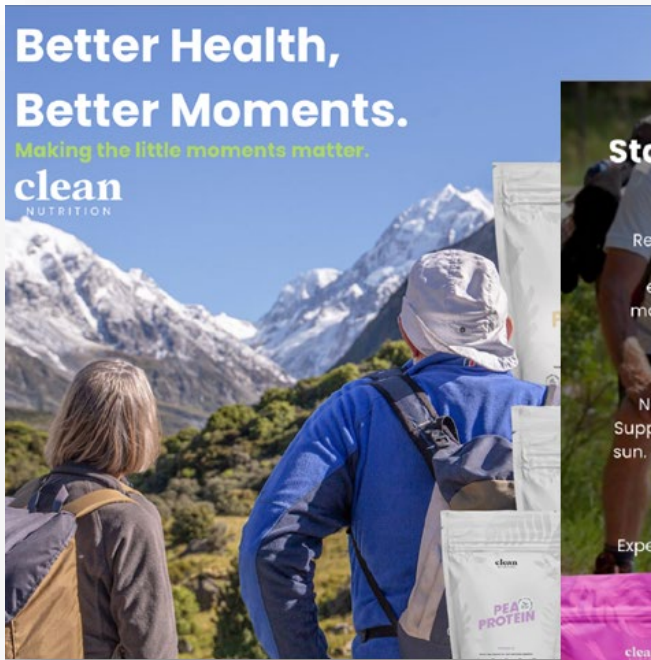


Berenice A.
#Campaigns | Portfolio

“

Studying creative marketing has been a journey of growth. I started with a passion for creativity and branding but soon discovered the depth of strategy, psychology, and storytelling involved. I've learned to understand what customers want and use digital tools to make effective marketing campaigns. Understanding what resonates with people has reshaped my approach, and feedback has helped me improve and adapt. This journey has also taught me the value of always learning.

”




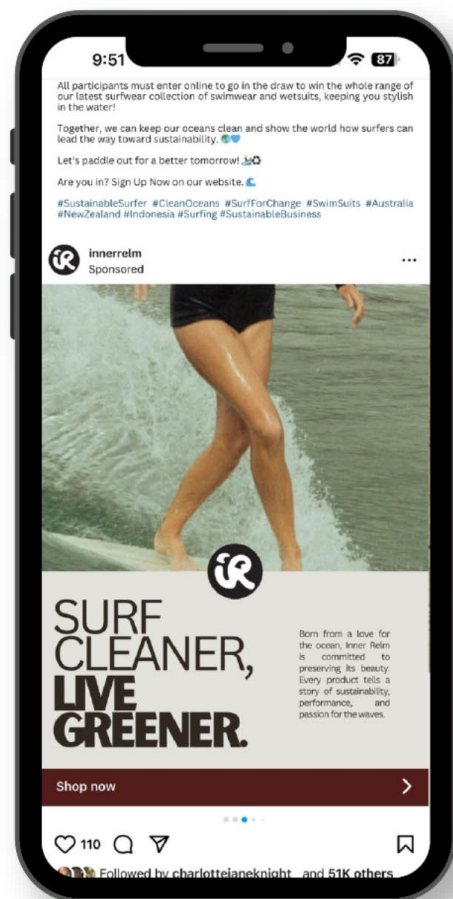
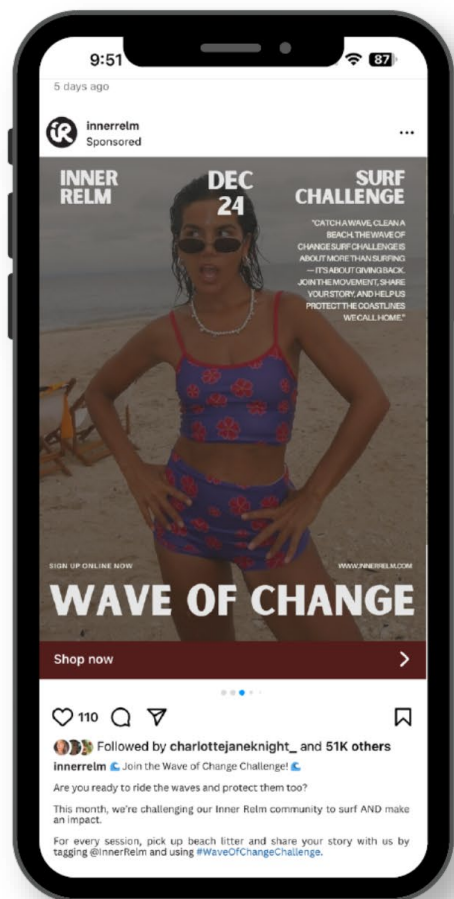
Esme M.

#Campaigns | Portfolio

“

This piece of work was one that I really enjoyed and found fun. As I had the flexibility to choose a scenario that really aligned with me, I chose a brand I love - Clean Nutrition. This campaign allowed me to be creative and bring to life real-life problems that affect me, my friends and my family. I had a great time piecing this together with all of the skills I learned throughout the duration of my course!

”

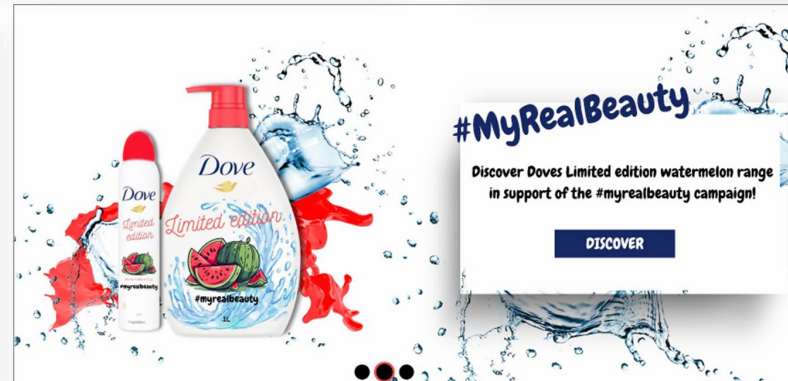
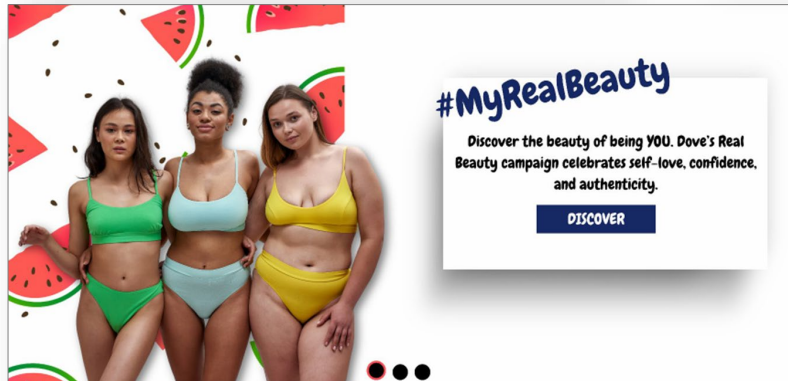


Makenna N.
#Campaigns | Portfolio

“

I recently completed the Digital Creative Marketing course, which helped me to develop my graphic design, social media strategy, and brand storytelling skills. I have thoroughly enjoyed partaking in this course, with support from my tutors along the way and look forward to applying the skills I have learnt within my future career path, continuing to grow as a creative.

”



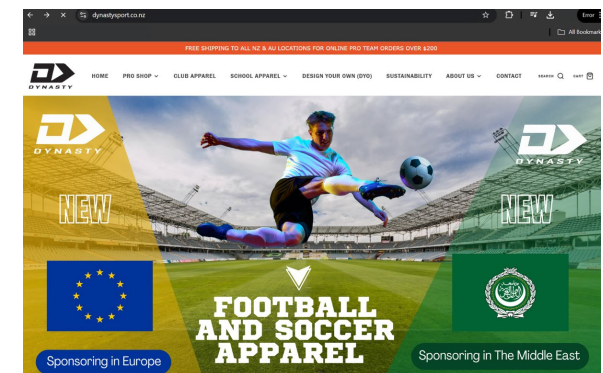
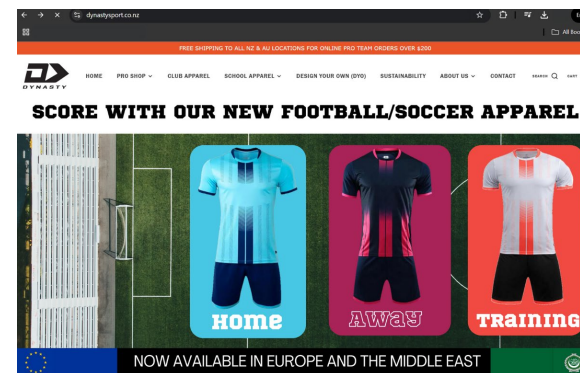
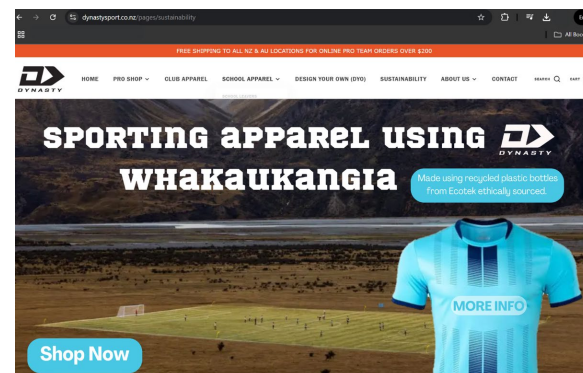
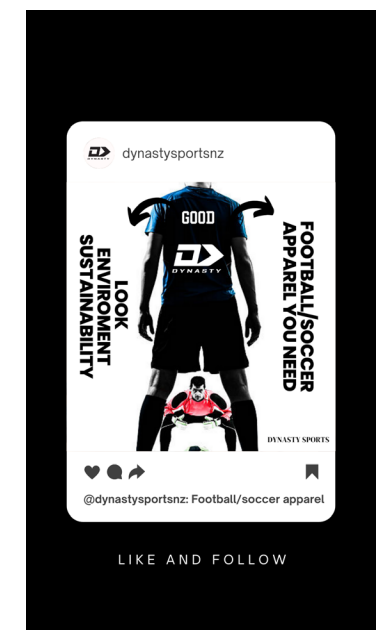
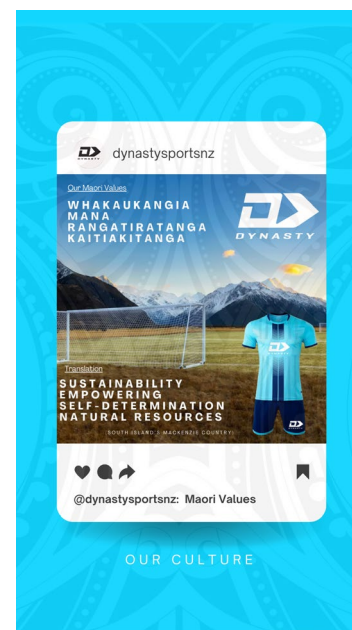

Nicole Brogan

#Campaigns | Portfolio

“

Working on the Dove Real Beauty Campaign assignment transformed my understanding of marketing. This project deepened my skills in storytelling, empathy, and audience engagement, proving how meaningful messages can inspire change! Being selected for the yearbook reminds me that growth stems from passion and perseverance.

”



Ryan E.

#Campaigns | Portfolio

“

Throughout this diploma and this assessment, I was able to grasp onto new designing techniques, how to effectively attract customers using effective marketing tactics and efforts too. I was able demonstrate a new learning process of how a small brand can expand their brand presence to a global market. After analysing weaknesses in the Dynasty sports brand, I found expanding their product range of sporting apparel for football/soccer teams can help the brand gain global reputation and overall grow the local business.

”

SKIN ELIXIR RESULTS

after **JUST** four months
of continuous use!



HAIR IMPROVEMENT

SKIN ELIXIR RESULTS

after **JUST** two months
of continuous use!



NAIL IMPROVEMENT

SKIN ELIXIR RESULTS

after **JUST** one month
of continuous use!



SKIN IMPROVEMENT




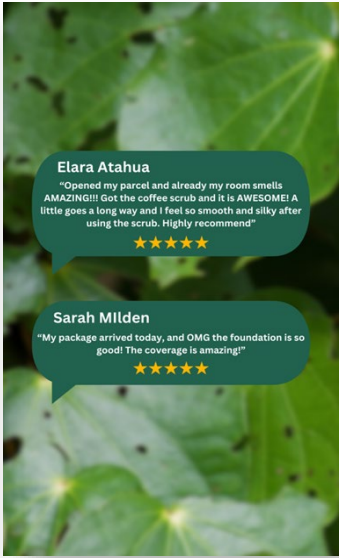
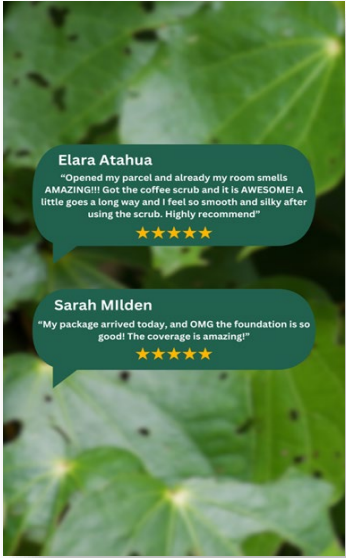
Toni Hinewai

#Campaigns | Portfolio

“

At the same time as starting this diploma, I also started a network marketing business. I used my assessments to learn more about the company I worked with, and in turn used the business I was building as a way to measure my progress. Choosing to do it this way, was unbelievably rewarding and has helped me set myself up for success in the new year. My biggest advice? Work smarter, not harder.

”



Tyra K.

#Campaigns | Portfolio

“

After all the hard work I put in throughout the year to learn and grow as well as showcase my culture, I was able to tie it all together and produce some of my best work.

”



Riri L.

#Campaigns | Portfolio

“

Studying at Yoobee College has been an invaluable experience. Not only do I have a better understanding of terminology used in the marketing industry, but I have also learned a lot about myself as a creative content designer and about potential client needs and expectations. Yoobee has taught me how to cope with criticism and constructive feedback, and provided me with the skills needed to undertake a career in the marketing field.


”



“AN5”

Diploma in Animation

| Level 5



Double-click the PLAY button to view the animation. It will take you to an external site.




Rahui L.

#Animation | Effect sequence

“

At first, I struggled to learn Maya step by step. It was the most challenging for me to do 3D animation. I can do it. I stayed to study hard until I passed. I have improved so much. I enjoy learning animation, which I have never learned before, I had schoolwork like painting, photography, etc. related to art. Learning animation is so fascinating. Creativity is my ability to create new concepts/artworks to develop my journey in animation life.

”



Double-click the PLAY button to view the animation. It will take you to an external site.



Sasha D.

#Animation | Effect sequence

“

Looking back on the work I have created this year compared with the work I produced in my first year, there has been a significant difference, and I am proud of how far I have come. Through this year I learnt that sometimes the best thing you can do is to take a break, take a deep breath and then give it another go. Sometimes the best thing for you to do is to relax a little instead of getting frustrated that things are not going how they should. I look forward to what awaits me in the future!

”



Double-click the PLAY button to view the animation. It will take you to an external site.



Reiana A.

#Animation | Effect sequence

“

The year went by faster than the last and this time I struggled a lot harder thinking this was a breeze. It comes at you full force, but I overcame the times and trials that were given. It became a heart-aching challenge and to see my progress that was dormant for over 6 year, my progress felt exceedingly pleasant. I am happy with the outcome I was able to achieve, and I am striving to do more going forward.

”



Double-click the PLAY button to view the animation. It will take you to an external site.




Chengjun W.

#Animation | Effect sequence

“

I have decided to enrol to Yoobee's Animation course because animation was always the field I wanted to get into. It was a challenging experience to balance study and work, but the online study gave me flexibility to study. The Tutor was also supportive too which helped me to complete the course. This course definitely provided more insight for me to continue further with the study.

”



Double-click the PLAY button to view the animation. It will take you to an external site.



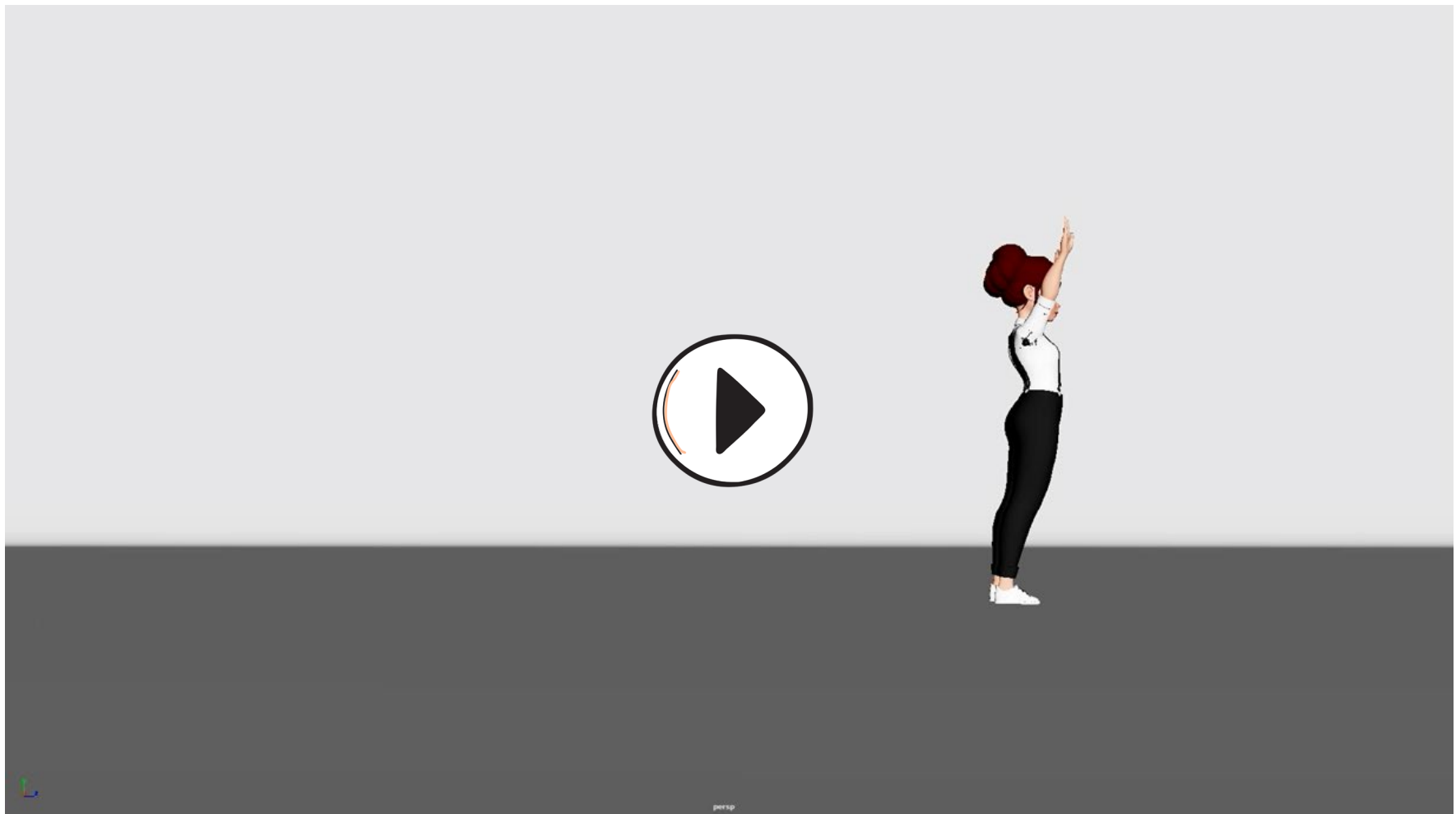
Reiana A.

#Animation | Character sequence

“

The year went by faster than the last and this time I struggled a lot harder thinking this was a breeze. It comes at you full force but I overcame the times and trials that were given. It became a heart-aching challenge and to see my progress that was dormant for over 6 year, my progress felt exceedingly pleasant. I am happy with the outcome I was able to achieve and I am striving to do more going forward.

”



Double-click the PLAY button to view the animation. It will take you to an external site.




Chengjun W.

#Animation | Character sequence

“

I have decided to enrol to Yoobee's Animation course because animation was always the field I wanted to get into. It was a challenging experience to balance study and work, but the online study gave me flexibility to study. The tutor was also supportive too which helped me to complete the course. This course definitely provided more insight for me to continue further with the study.

”



Double-click the PLAY button to view the animation. It will take you to an external site.



Sasha D.

#Animation | Character sequence

“

Looking back on the work I have created this year compared with the work I produced in my first year, there has been a significant difference, and I am proud of how far I have come. Through this year I learnt that sometimes the best thing you can do is to take a break, take a deep breath and then give it another go. Sometimes the best thing for you to do is to relax a little instead of getting frustrated that things are not going how they should. I look forward to what awaits me in the future!

”

HORROR IN THE FOREST



Double-click the PLAY button to view the animation. It will take you to an external site.



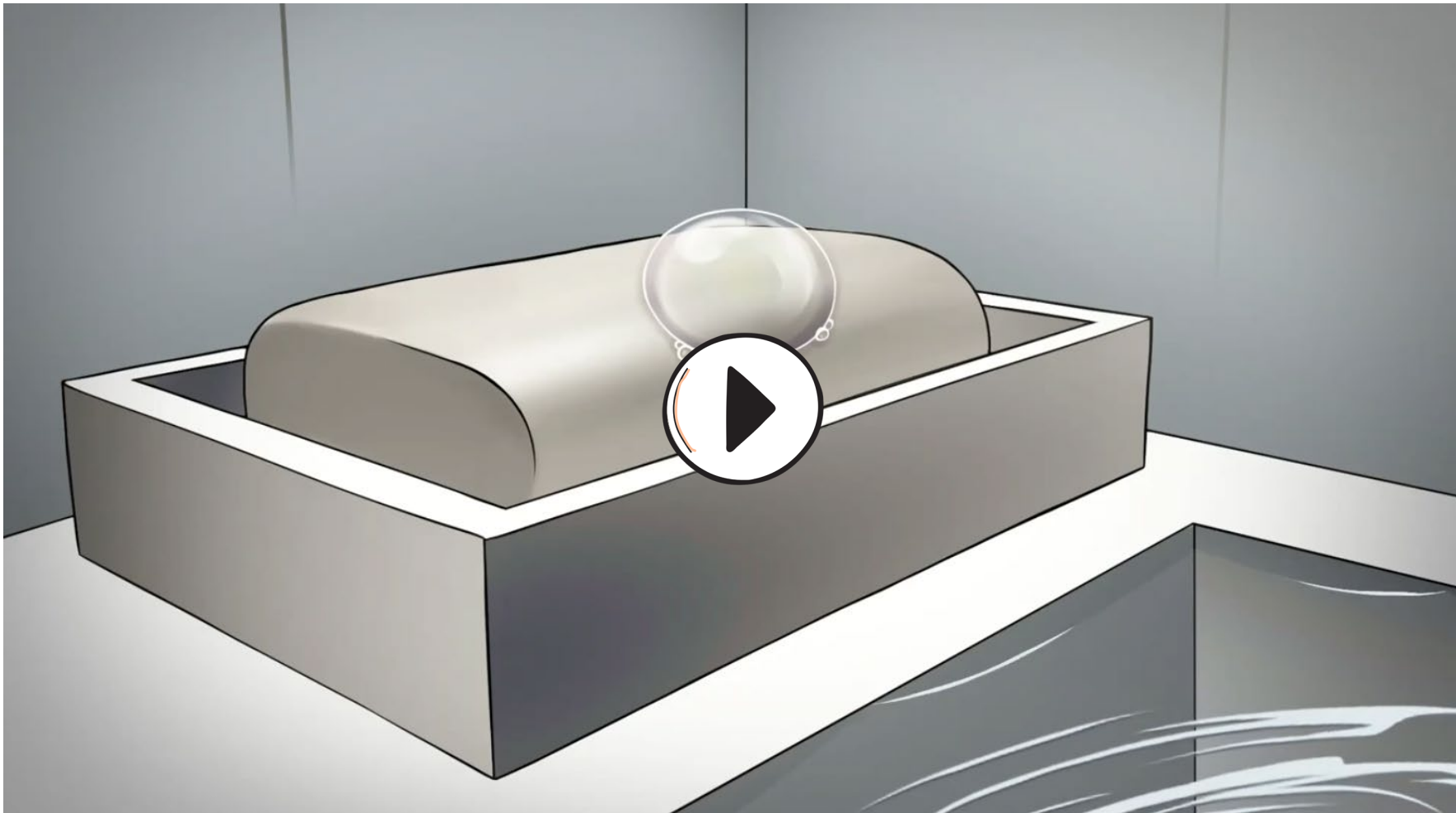
Sheila H.

#Animation | Project sequence

“

I am not a very strong artist, I started this course with little knowledge about animation and 3D modelling and no hope of passing. Through this year I have seen myself improve in all areas, created things I thought were impossible and thanks to my amazing tutor and my family I was able to create something beautiful, something I am proud of and something to call my own. I plan to continue to work on my 3D modelling/Animation in the future.

”



Double-click the PLAY button to view the animation. It will take you to an external site.



Zara G.

#Animation | Project sequence

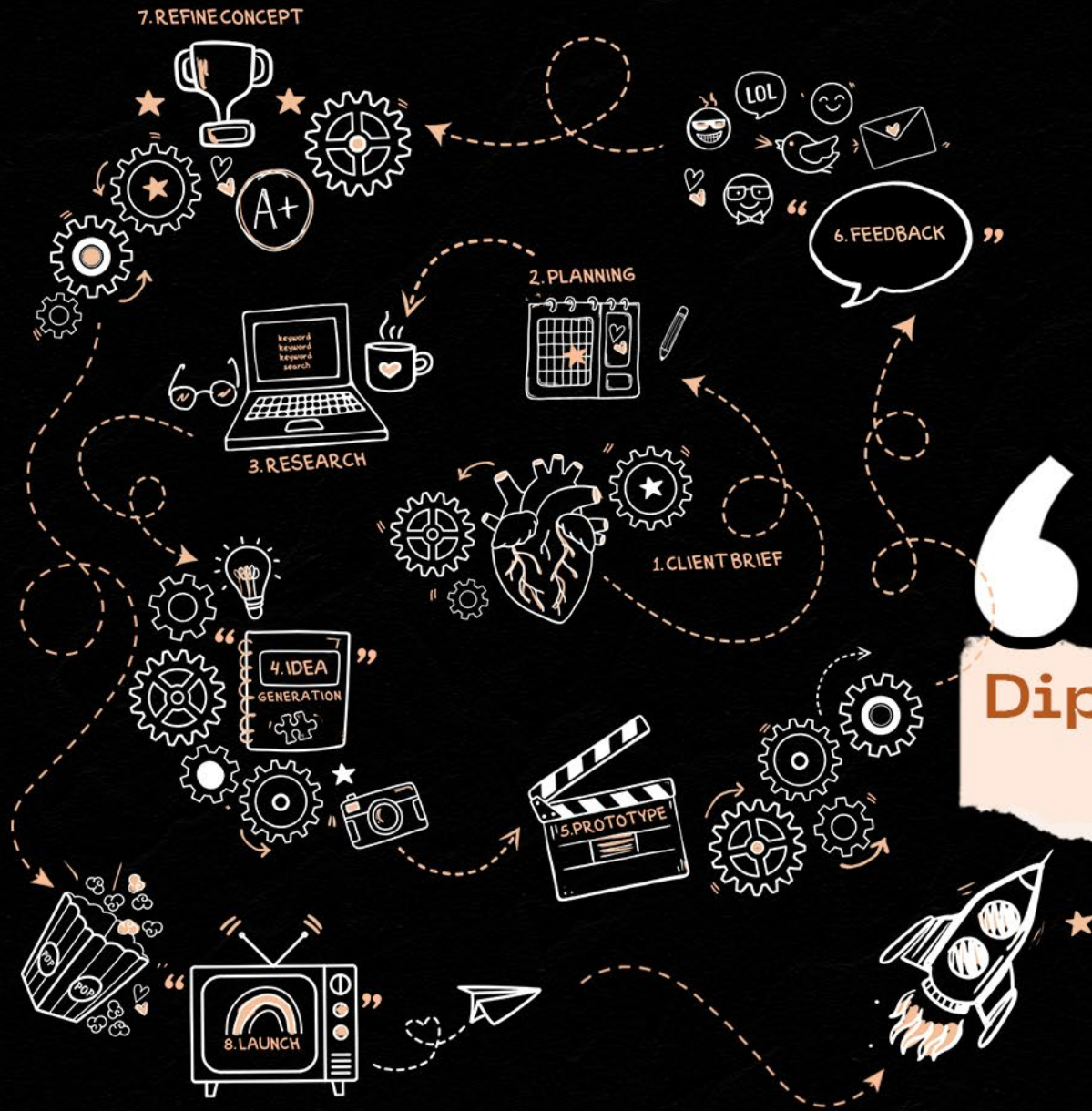
“

Growing up I've always loved cartoons, anime and any animated media, no matter what is going on I've always found comfort in worlds of fiction. This has led to a lifelong dream of creating a show of my very own! Though my character design and art skills in general have definitely changed since the beginning of Foundations I still look back of these character poses fondly as the first step to achieving that goal.

”



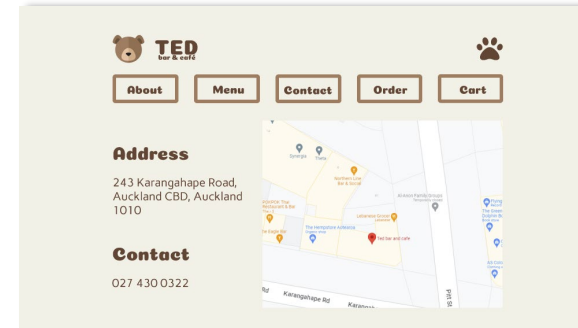
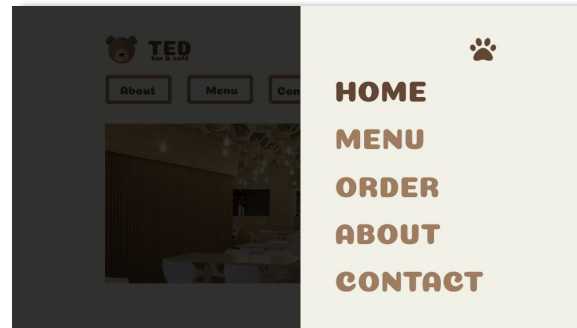
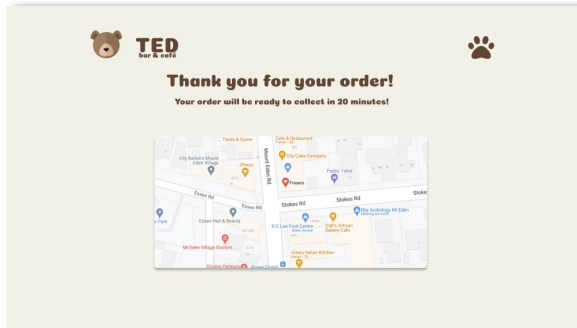
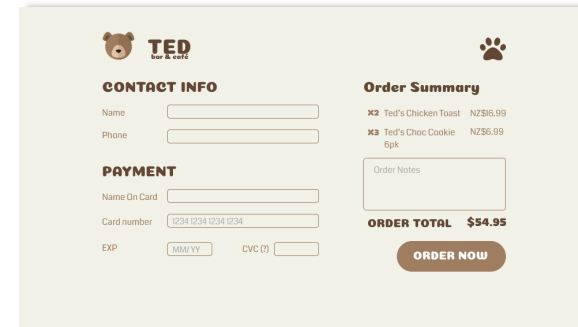
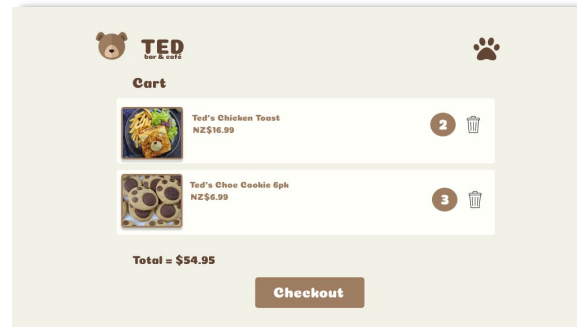
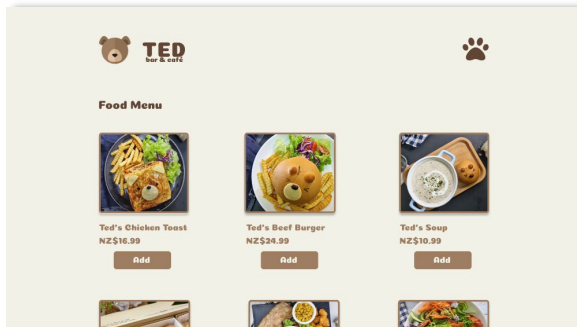
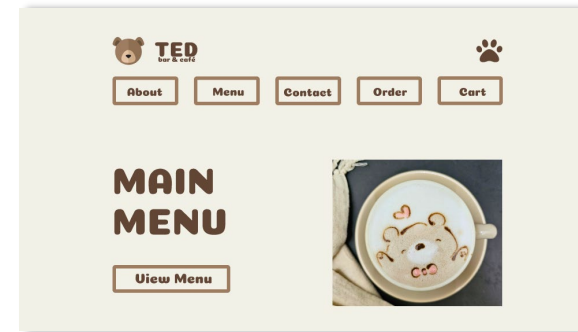
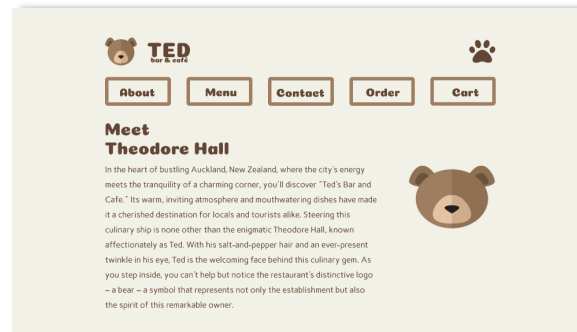
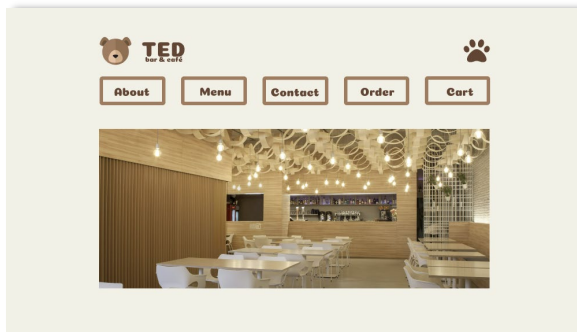
**To view more of the 2402 intake's animation,
please click on the play button above.**



“DSD”

Diploma in Software Development

| Level 6



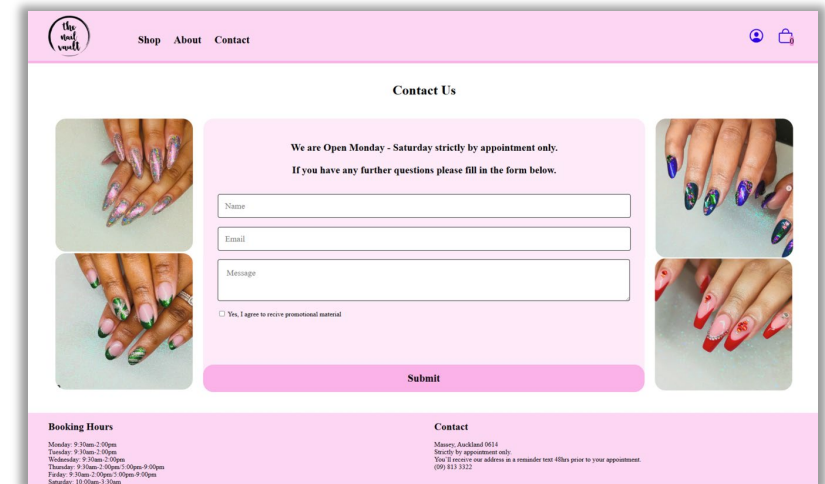
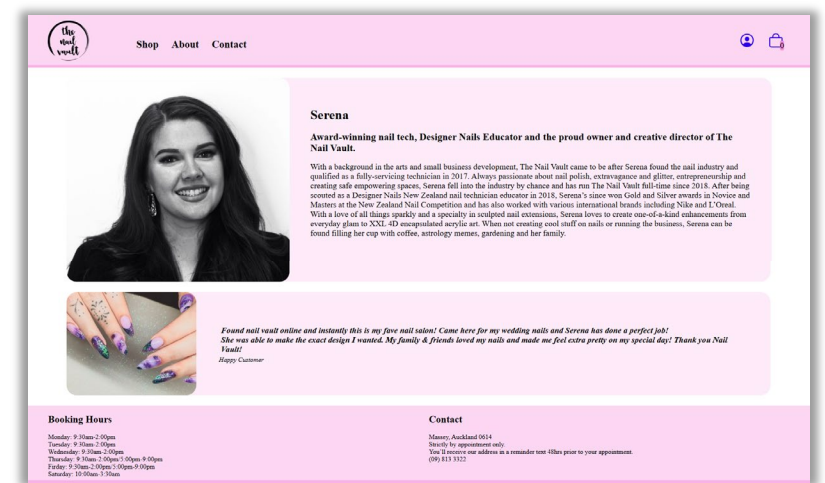
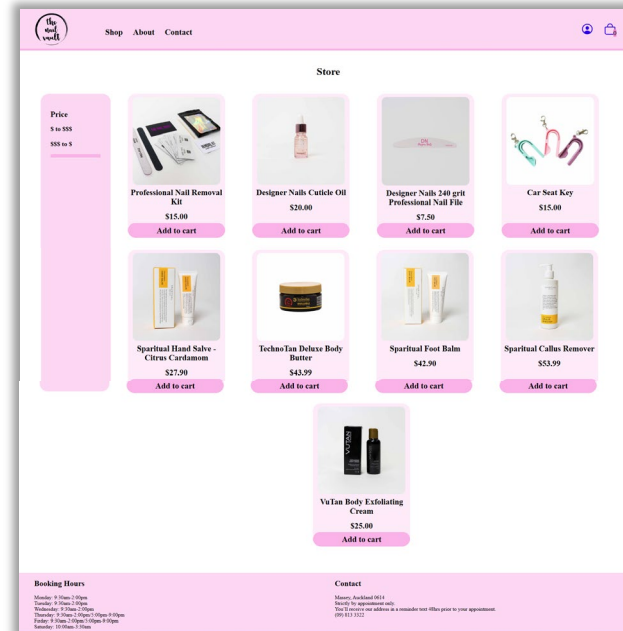
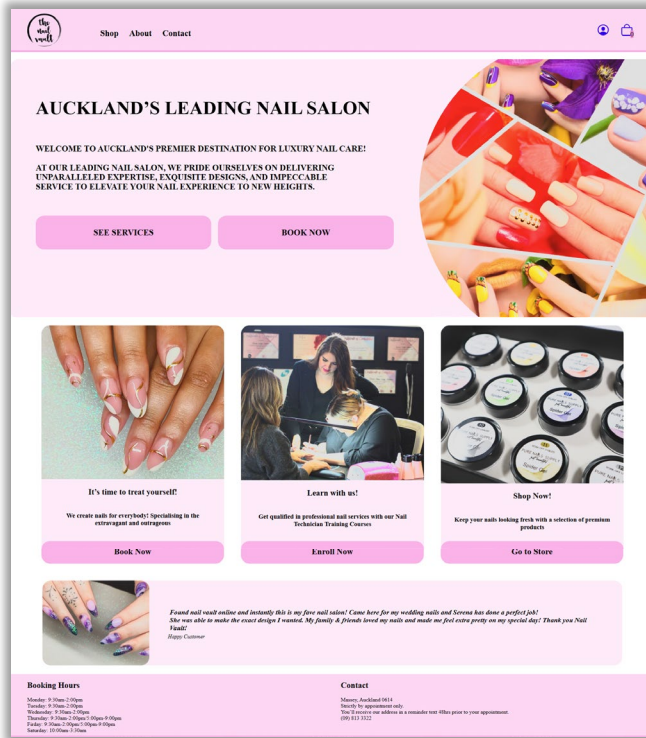
Ann L.

#CloudComputing | Fundamental App

“

My journey through the Cloud Computing course has been transformative, making me feel like a true DevOps professional. Completing the Cloud Computing Fundamental App assessment helped me develop technical and practical problem-solving skills. This experience has equipped me with the confidence to face real-world challenges in the tech industry.

”

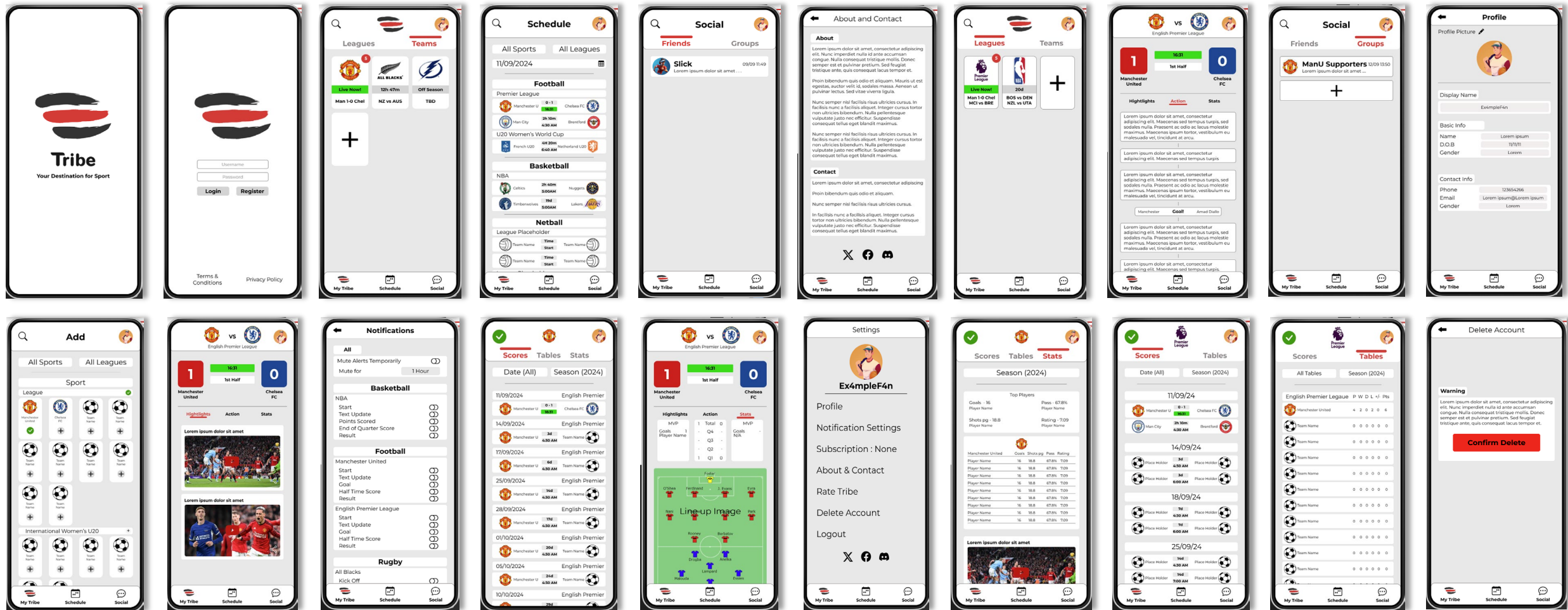


Benjamin E.
#WebsiteDevelopment

“

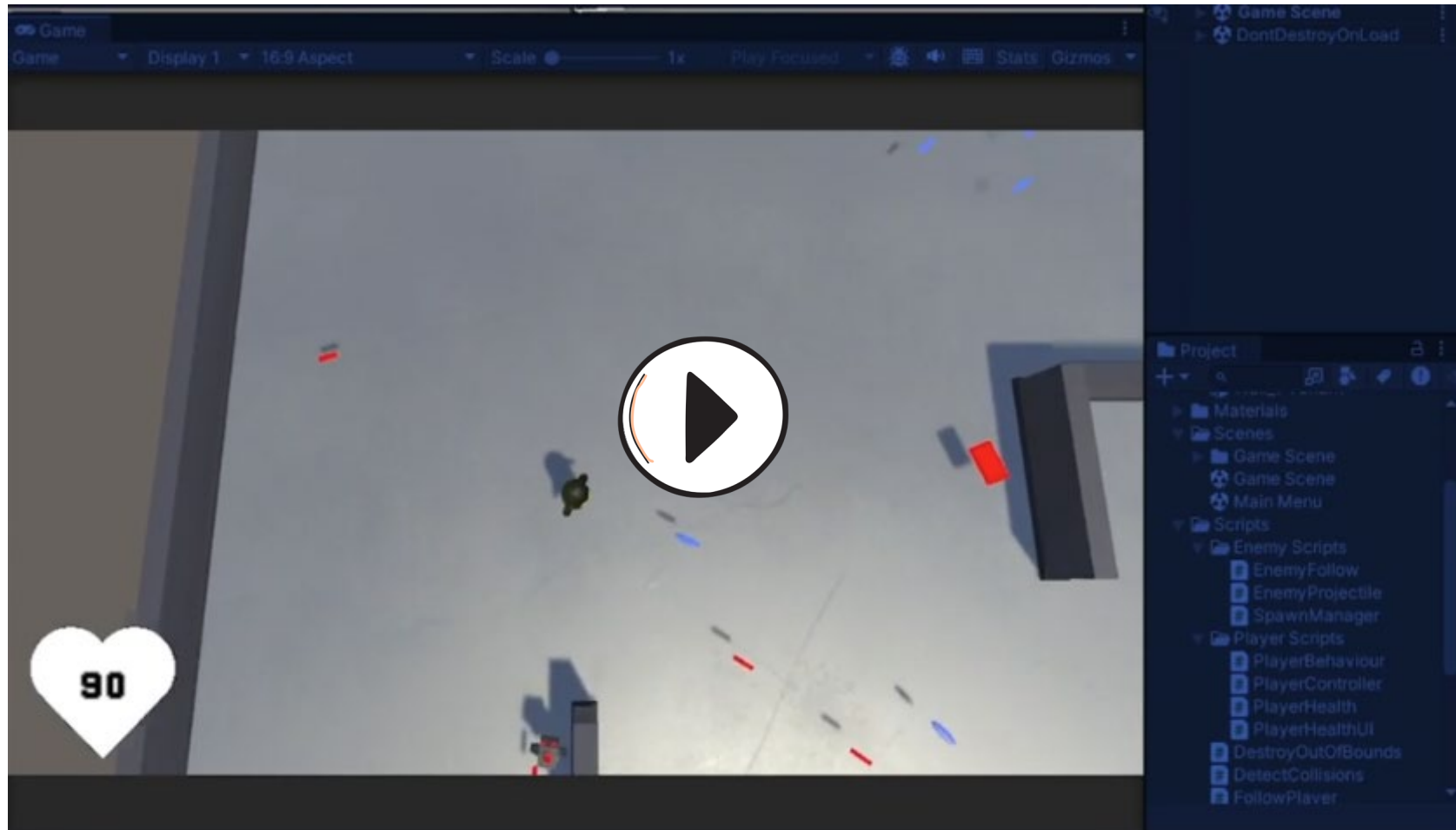
Building a website from scratch tested my problem-solving skills and perseverance, while also teaching me how to turn ideas into a polished, interactive design. Later, these skills proved invaluable in another assessment—designing an app from a low-fidelity to a high-fidelity prototype. Both experiences strengthened my abilities, boosted my confidence, and prepared me for future projects.

”



Benjamin E.
#UXMobileAppDesign

Building a website from scratch tested my problem-solving skills and perseverance, while also teaching me how to turn ideas into a polished, interactive design. Later, these skills proved invaluable in another assessment—designing an app from a low-fidelity to a high-fidelity prototype. Both experiences strengthened my abilities, boosted my confidence, and prepared me for future projects.



Double-click the PLAY button to view the animation. It will take you to an external site.



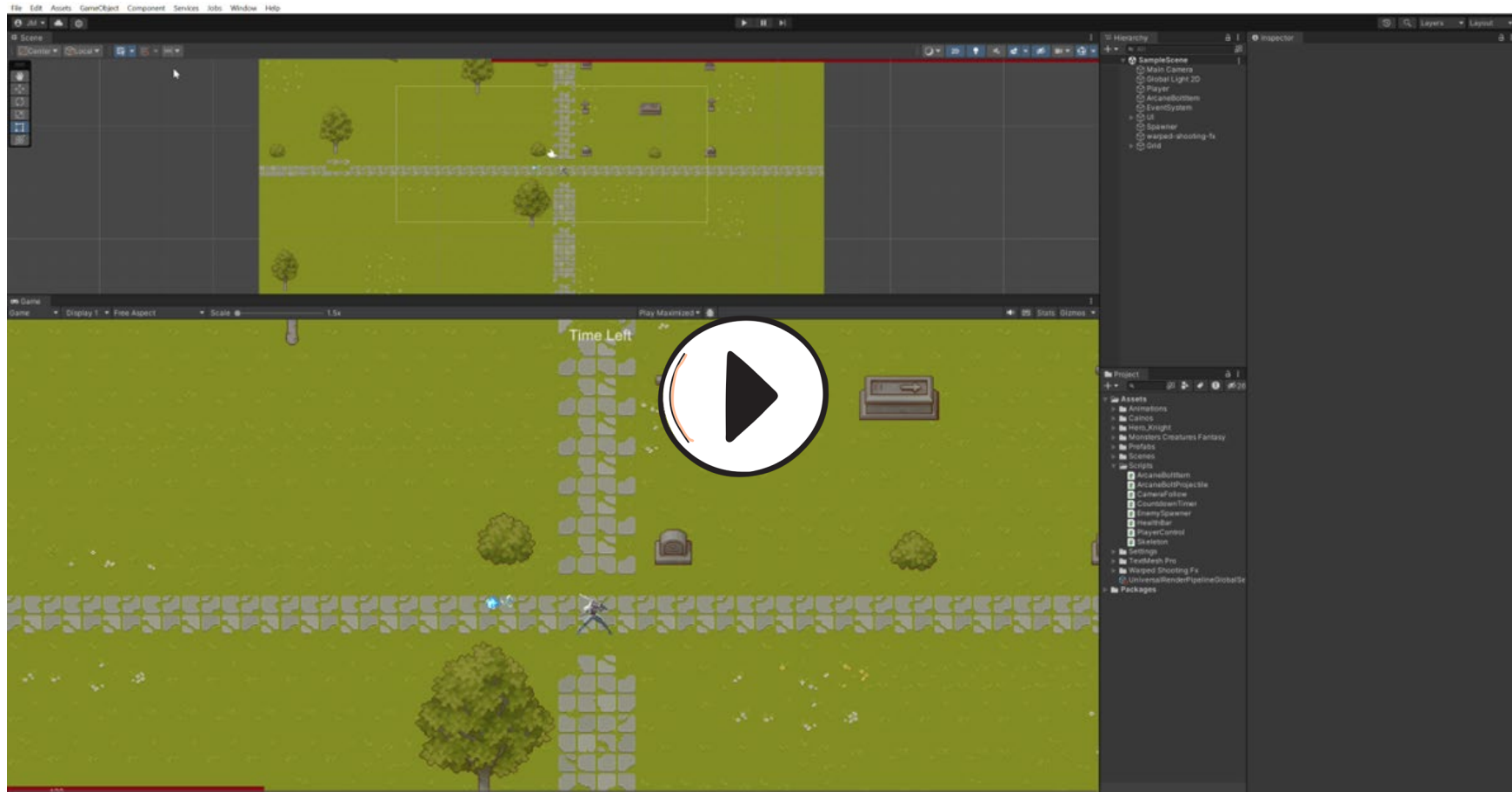
Braedan M.

#GameDevelopment



My story is, I sit down at my desk, turn on my computer and log into Yoobee Online. There, I read all there is to read and do extra research online. My work comes from practice and thinking creatively. My goal is for any creation I make to be practical but stay simple which evolves the more I create at Yoobee. From having little to no experience in coding to now having made all sorts of basic apps is really great to be able to do now.





Double-click the PLAY button to view the animation. It will take you to an external site.



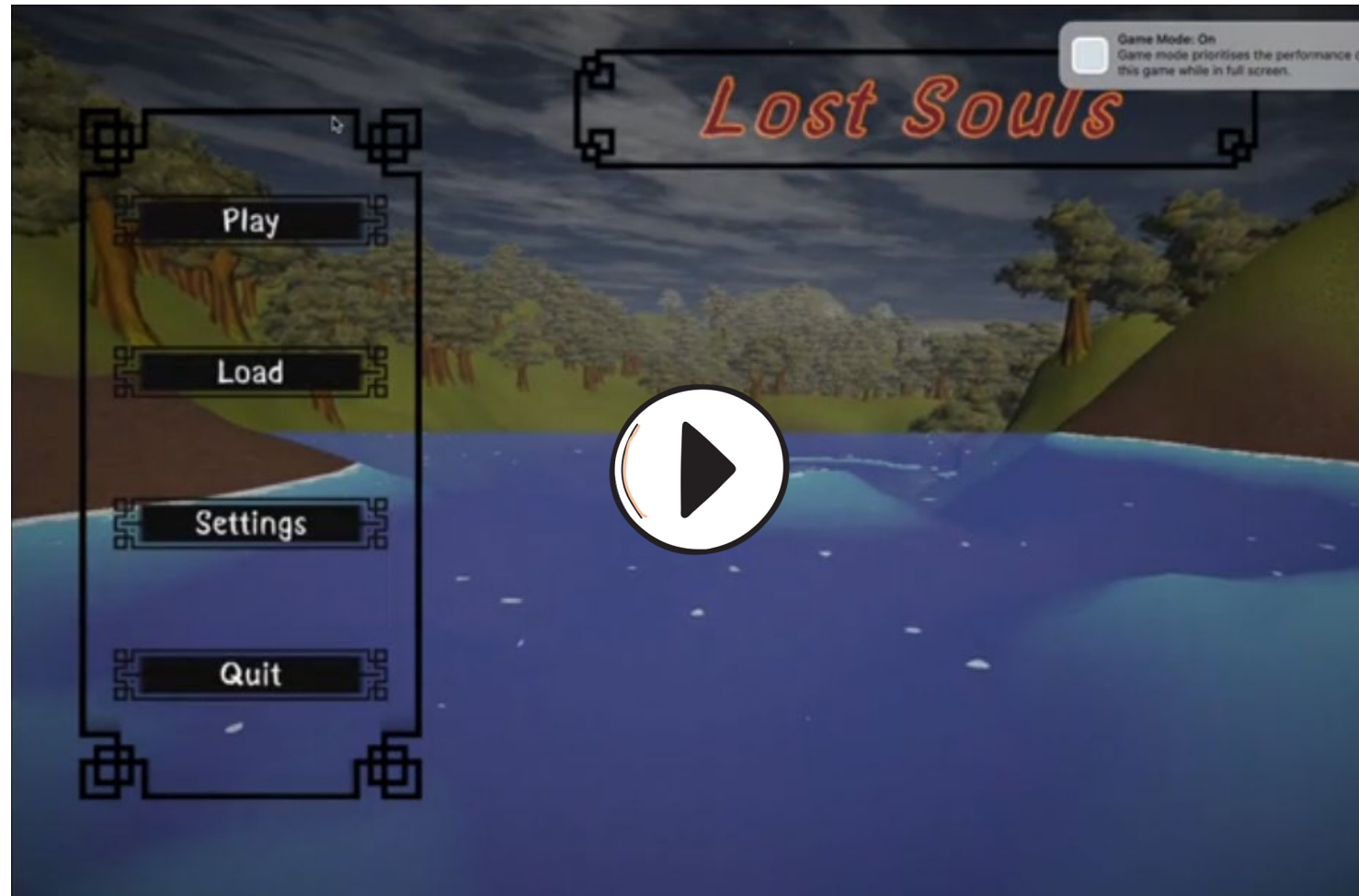
James McG.

#GameDevelopment

“

The Introduction to Game Programming course allowed me to discover a passion for creating unique and engaging game experiences. I learnt valuable skills such as the use of innovative problem solving and effective collaboration while enhancing my skills and fueling my enthusiasm for game development. I feel prepared to explore new challenges in such an exciting field.

”



Double-click the PLAY button to view the animation. It will take you to an external site.



Jared E.

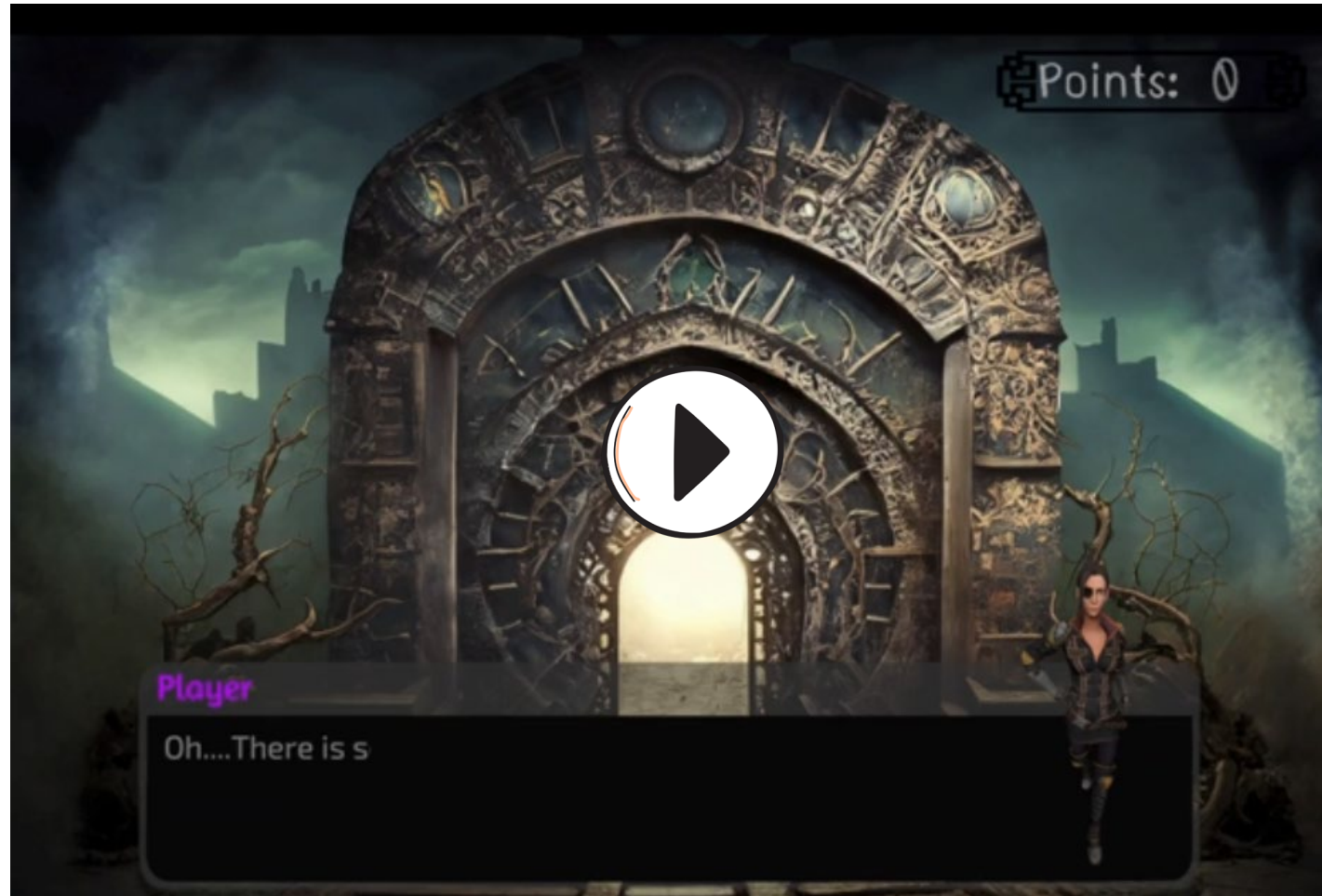
#GameDevelopment

“

While working on this fun project, we divided the work based on areas we wanted to improve. Through this approach, we learned from and supported each other, turning challenges into opportunities for growth. What I didn't know, one of my teammates did, and together we grew as a team, becoming better programmers along the way.

”

This project was completed with Jared E.



Double-click the PLAY button to view the animation. It will take you to an external site.



Naomi M.

#GameDevelopment

“

My journey in Integrated Studio III - Immersive Technology was a journey of self-discovery. By challenging myself with new technologies, I was able to unlock my creativity. I am proud that through collaboration with Jared, we were able to grow together and achieve wonderful results.

”

```
#include <iostream>
#include <string>

using namespace std;

class VideoGame {
public:
    string title;
    double price;

    VideoGame(string t, double p) {
        title = t;
        price = p;
    }

    virtual void display() {
        cout << "Title: " << title << endl;
        cout << "Price: $" << price << endl;
    }
};
```

```
Enter 'c' for computer game, 's' for console game: s
Enter title: Special genre
Enter price: 90
Enter console system (Xbox or PlayStation): Playstation
Add another item? (y/n): y
Enter 'c' for computer game, 's' for console game: c
Enter title: CS
Enter price: 120
Enter operating system (Windows 10 or Mac OS): Mac
Add another item? (y/n): n
```

```
Video Games List:
Title: Special genre
Price: $90
Console System: Playstation
```

```
Title: CS
Price: $120
Operating System: Mac
```

The student explored the key principles of OOP, methods, frameworks, and processes, and then developed a runnable application using all their learning skills. It's a C++ application that is running and representing different skills on console-based app development.



Shannon W.

#C++BasicApp

“

Before the 2 courses I've done with Yoobee I knew minimal about coding. I did do some coding in loot timers for games. We had servers, so I had an idea for it and enjoyed it. But doing this took my skills to a whole new level and I am loving it.

”

The student used all of their learning abilities to create a runnable application after investigating the fundamentals of OOP, methods, frameworks, and procedures. It's a C++ application that runs and demonstrates several console-based app development techniques.

```
Enter 'c' for computer game, 's' for console game: c
Enter title: CS
Enter price: 100
Enter operating system (Windows 10 or Mac OS): Win
Add another item? (y/n): y
Enter 'c' for computer game, 's' for console game: S
Add another item? (y/n): y
Enter 'c' for computer game, 's' for console game: s
Enter title: Special Games
Enter price: 110
Enter console system (Xbox or PlayStation): XBox
Add another item? (y/n): n
```

```
Video Games List:
Title: CS
Price: $100
Operating System: Win
```



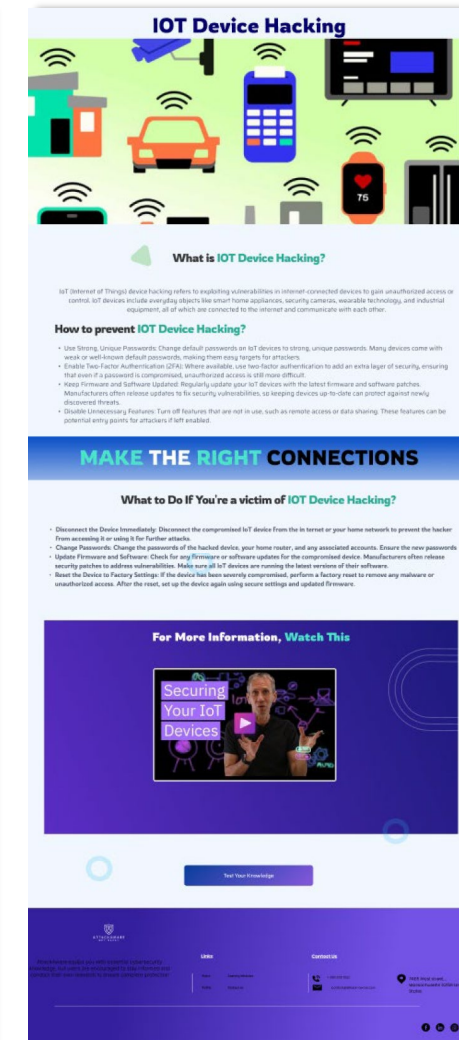
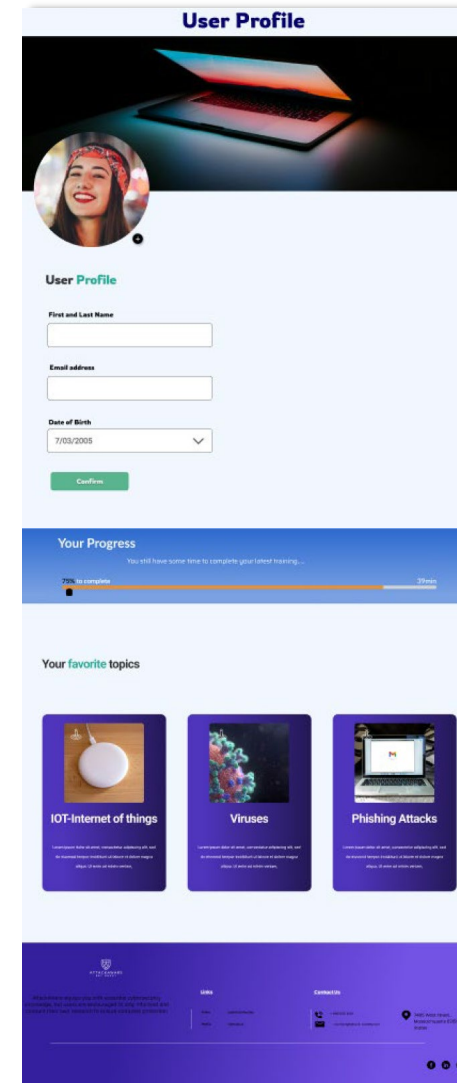
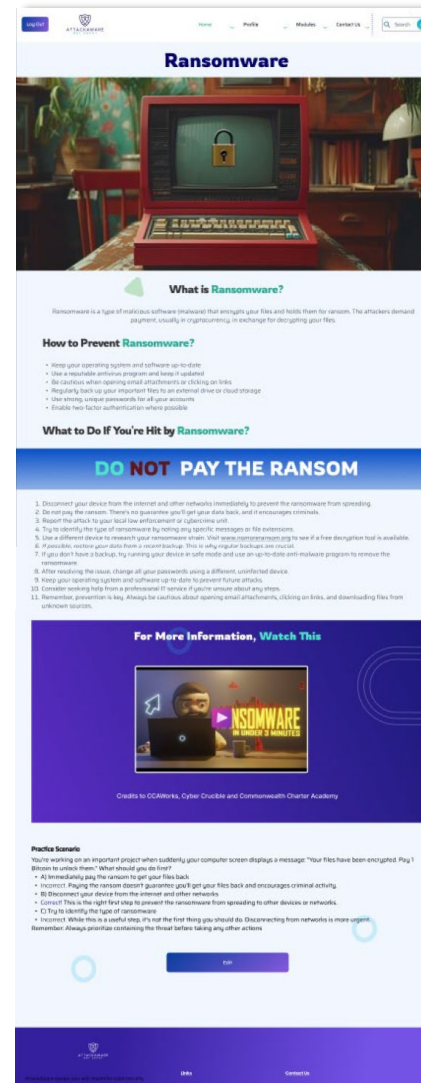
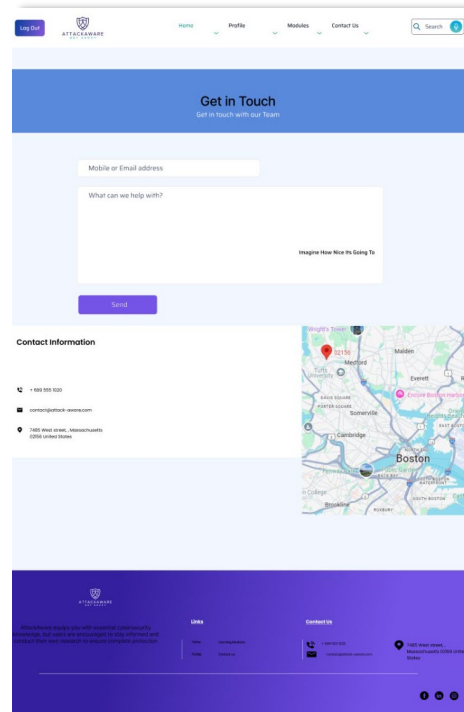
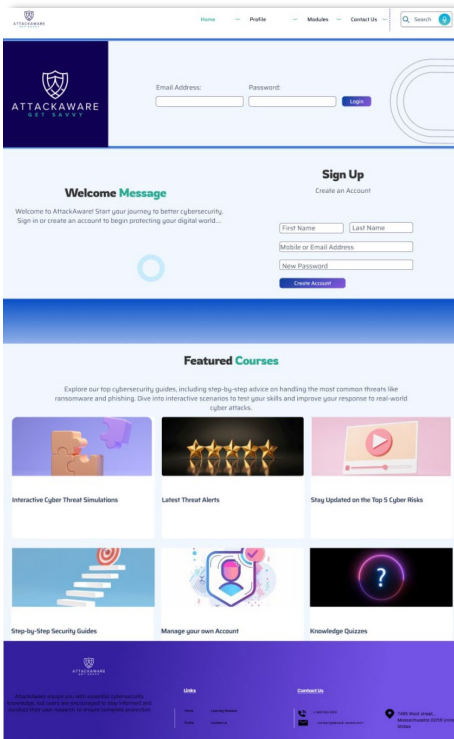
Shav N.

#C++BasicApp



My story begins with curiosity, seeing when I'm passionate and through great support when it's getting fun to do these assessments my best creativity shines , and that always through the laughter. The Yoobee College students and teachers provide a safe online space without having a time ticking pressure. I was able to grow through my knowledge to find more resources along the way that help support me to make this application possible.





Tanisha D.

#Cybersecurity Proposal



Partnering with a talented team to create a cybersecurity training web application during the Integrated Studio - III Immersive Technology course was an incredibly rewarding journey. This project challenged me to think deeply about secure design and how to create meaningful user experiences while tackling real-world cybersecurity issues. I grew both technically and personally, gaining hands-on skills in web development and cybersecurity while improving my ability to communicate and solve problems collaboratively. This experience not only boosted my confidence but also reinforced how much I value teamwork and shared innovation.



“ ”

Kia Kaha, Kia Māia, Kia Manawatu

Be strong, be brave, be steadfast.