MAYOR
SYLVESTER TURNER

DISTRICT
COUNCIL MEMBERS

BRENDA STARDIG
JERRY DAVIS
ELLEN COHEN
DWIGHT BOYKINS
DAVE MARTIN
STEVE LE
GREG TRAVIS
KARLA CISNEROS
ROBERT GALLEGOS
MIKE LASTER
LARRY GREEN

HOUSTON AIRPORT SYSTEM

CONTROLLER
CHRIS BROWN

COUNCIL MEMBERS
AT-LARGE

MIKE KNOX
DAVID ROBINSON
MICHAEL KUBOSH
AMANDA EDWARDS
JACK CHRISTIE

PARKING ACCESS AND REVENUE CONTROL SYSTEMS (PARCS) DEMO AND REPLACEMENT

AT

WILLIAM P. HOBBY AIRPORT (HOU)

PROJECT NO. HKE-PARCS-2020-003

PREPARED BY

KIMLEY-HORN AND ASSOCIATES, INC.

FERGUSON CONSULTING, INC.

FEBRUARY 25, 2020

100% ISSUE FOR CONSTRUCTION

HOUSTON AIRPORT SYSTEM
GEORGE BUSH INTERCONTINENTAL
AIRPORT/HOUSTON TEXAS

Kimley»Horn
KIMLEY-HORN AND ASSOCIATES, INC.
1400 WOODLOCH FOREST DRIVE, SUITE 225
THE WOODLANDS, TX 77380
PHONE: 281-419-2016
TBPE FIRM REGISTRATION: F-928
WWW.KIMLEY-HORN.COM

REVISIONS

NO.	DESCRIPTION	DATE	BY

PARKING ACCESS AND REVENUE CONTROL SYSTEMS (PARCS) WILLIAM P. HOBBY AIRPORT (HOU)
COVER SHEET

PROJECT MGR:	CDR
DESIGNER:	JBH
DRAWN BY:	KHA
CHECKED BY:	CDR
SCALE:	NTS
DATE:	02/25/2020

STATE OF TEXAS
J. BLAKE HODGE
87742
LICENSED
PROFESSIONAL ENGINEER
02-25-2020

APPROVED BY: DATE:

DIRECTOR
HOUSTON AIRPORT SYSTEM

PROJECT NO.
067810800

C.I.P. NO.

H.A.S. NO.
PN HKE-PARCS-2020-003

SHEET NO.
GX1-100

HOUSTON AIRPORT SYSTEM
PARKING ACCESS AND REVENUE CONTROL SYSTEMS (PARCS) - HOU

# OF SHEET	SHEET #	SHEET TITLE	REVISION #	DATE
1	GX1-100	COVER SHEET		
2	GX1-101	SHEET INDEX		
3	GX1-102	FACILITY LAYOUT		
4	GX1-103	GENERAL NOTES		
5	CX1-100	LANE LAYOUT		
6	CX1-101	LANE LAYOUT		
7	CX1-102	LANE LAYOUT		
8	CX1-103	LANE LAYOUT		
9	CX1-104	LANE LAYOUT		
10	CX1-105	LANE LAYOUT		
11	CX1-106	LANE LAYOUT		
12	CX1-107	LANE LAYOUT		
13	CX1-108	LANE LAYOUT		
14	CX1-109	LANE LAYOUT		
15	CX1-110	LANE LAYOUT		
16	SX1-100	STRUCTURAL DETAILS		
17	TCP-01	TRAFFIC CONTROL GENERAL NOTES		
18	TCP-02	CHANNELIZING DEVICES STANDARD		
19	TCP-1	TRAFFIC CONTROL PLAN		
20	TCP-2	TRAFFIC CONTROL PLAN		
21	TCP-3	TRAFFIC CONTROL PLAN		
22	TCP-4	TRAFFIC CONTROL PLAN		
23	TCP-5	TRAFFIC CONTROL PLAN		
24	TCP-6	TRAFFIC CONTROL PLAN		
25	TCP-7	TRAFFIC CONTROL PLAN		
26	TCP-8	TRAFFIC CONTROL PLAN		
27	TCP-9	TRAFFIC CONTROL PLAN		
28	TCP-10	TRAFFIC CONTROL PLAN		
29	TCP-11	TRAFFIC CONTROL PLAN		
30	TCP-12	TRAFFIC CONTROL PLAN		
31	TCP-13	TRAFFIC CONTROL PLAN		
32	TCP-14	TRAFFIC CONTROL PLAN		
33	TCP-15	TRAFFIC CONTROL PLAN		
34	TCP-16	TRAFFIC CONTROL PLAN		
35	TCP-17	TRAFFIC CONTROL PLAN		
36	TCP-18	TRAFFIC CONTROL PLAN		
37	TCP-19	TRAFFIC CONTROL PLAN		
38	TCP-20	TRAFFIC CONTROL PLAN		
39	TCP-21	TRAFFIC CONTROL PLAN		
40	2T0-001	SYMBOLS AND ABBREVIATIONS		
41	2T0-100	HOBBY OVERALL SITE PLAN		
42	2T1-100	HOBBY OVERALL SITE PLAN		
43	2T1-101	HOBBY LVL 1 ENTRY LANE PLAN		
44	2T1-102	HOBBY LVL 1 EXIT LANE PLAN		
45	2T1-103	HOBBY LVL 2 OVERALL PLAN		
46	2T1-201	HOBBY ENLARGED PLAN		
47	2T1-202	HOBBY ENLARGED PLAN		
48	2T1-203	HOBBY ENLARGED PLAN		
49	2T1-204	HOBBY ENLARGED PLAN		
50	2T1-301	HOBBY SCHEMATIC PLAN		
51	2T1-302	HOBBY SCHEMATIC PLAN		
52	2T1-303	HOBBY SCHEMATIC PLAN		
53	2T1-401	HOBBY DETAILS PLAN		
54	2T2-100	HOBBY EMPLOYEE LOT OVERALL SITE PLAN		
55	2T2-201	HOBBY EMPLOYEE LOT ENLARGED PLANS		
56	2T2-202	HOBBY EMPLOYEE LOT ENLARGED PLANS		
57	2T2-301	HOBBY EMPLOYEE LOT SCHEMATIC PLAN		
58	2T3-100	HOBBY ECO PARK OVERALL SITE PLAN		
59	2T3-101	HOBBY ECO PARK OVERALL SITE PLAN		
60	2T3-201	HOBBY ECO PARK ENLARGED PLANS		
61	2T3-202	HOBBY ECO PARK ENLARGED PLANS		
62	2T3-203	HOBBY ECO PARK IDF ENLARGED PLANS		
63	2T3-301	HOBBY ECO PARK SCHEMATIC PLAN		
64	2T3-302	HOBBY ECO PARK SCHEMATIC PLAN		
65	2T3-303	HOBBY ECO PARK SCHEMATIC PLAN		
66	2T3-401	HOBBY ECO PARK SCHEMATIC PLAN		
67	0E0-001	SYMBOLS AND ABBREVIATIONS		
68	E1-161	HOBBY OVERALL SITE PLAN		
69	2E1-100	HOBBY OVERALL SITE PLAN		
70	2E1-101	HOBBY GARAGE EXIT LANE PLAN		
71	2E3-101	HOBBY ECO PARK		
72	2E3-201	HOBBY ENLARGED PLANS		
73	2E3-202	HOBBY ENLARGED PLANS		

HOUSTON AIRPORT SYSTEM
GEORGE BUSH INTERCONTINENTAL
AIRPORT/HOUSTON TEXAS

Kimley»Horn
KIMLEY-HORN AND ASSOCIATES, INC.
1400 WOODLOCH FOREST DRIVE, SUITE 225
THE WOODLANDS, TX 77380
PHONE: 281-475-6219
TBPE FIRM REGISTRATION # 928
WWW.KIMLEY-HORN.COM

REVISIONS

NO.	DESCRIPTION	DATE	BY

PARKING ACCESS AND REVENUE CONTROL SYSTEMS (PARCS) WILLIAM P. HOBBY AIRPORT (HOU)
SHEET INDEX

PROJECT MGR:	CDR
DESIGNER:	JBH
DRAWN BY:	KHA
CHECKED BY:	CDR
SCALE:	NTS
DATE:	02/25/2020

STATE OF TEXAS
J. BLAKE HODGE
87742
LICENSED
PROFESSIONAL ENGINEER
02-25-2020

APPROVED BY: DATE:

DIRECTOR
HOUSTON AIRPORT SYSTEM

PROJECT NO.
067810800

C.I.P. NO.

H.A.S. NO.
PN HKE-PARCS-2020-003

SHEET NO.
GX1-101

William P. Hobby Airport

P Parking

fly2houston.com

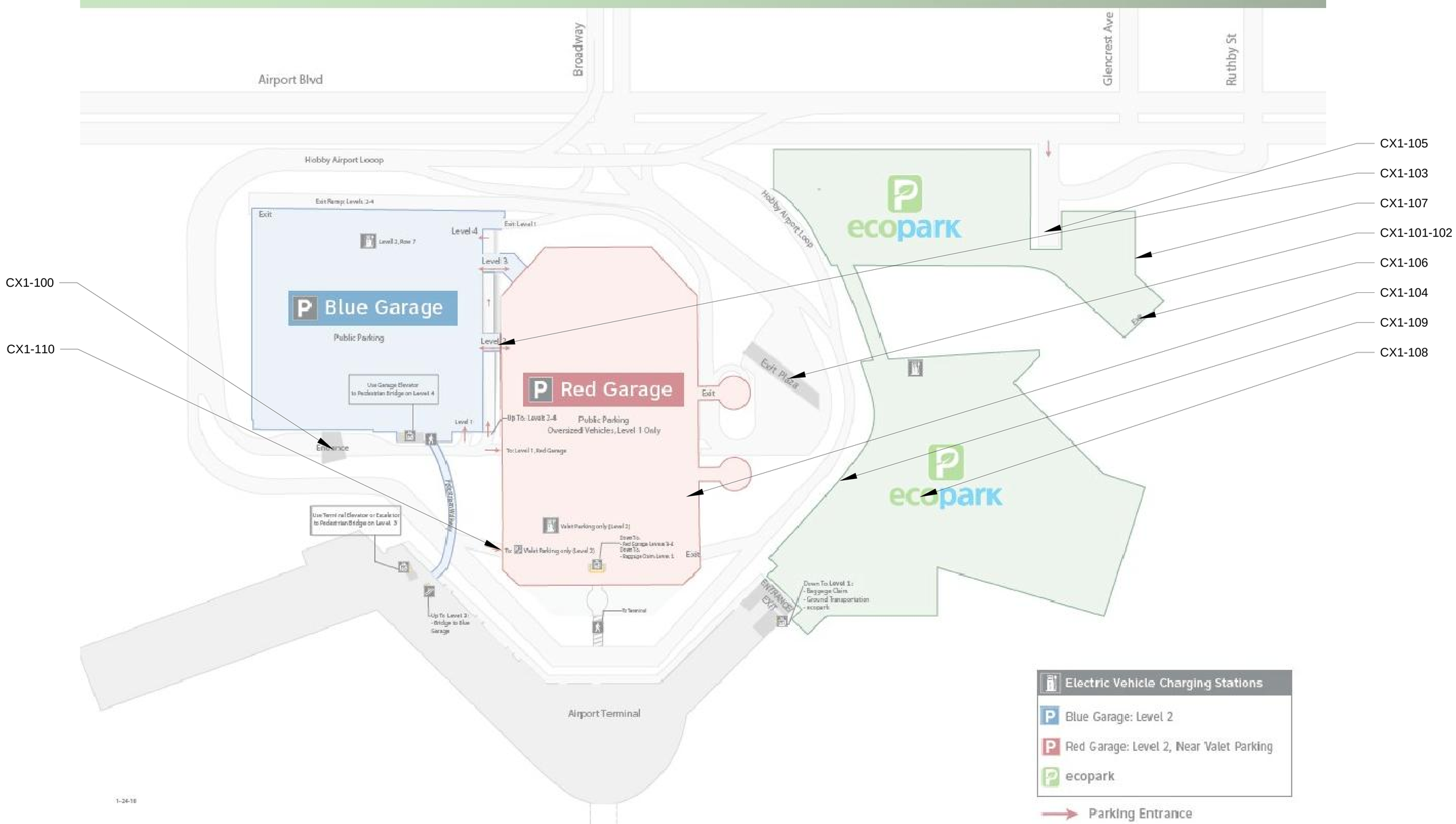

1
GX1-102

WILLIAM P. HOBBY AIRPORT (HOU)
SCALE: NTS

HOUSTON AIRPORT SYSTEM
GEORGE BUSH INTERCONTINENTAL
AIRPORT/HOUSTON TEXAS

Kimley»Horn
KIMLEY-HORN AND ASSOCIATES, INC.
1400 WOODLOCH FOREST DRIVE, SUITE 225
THE WOODLANDS, TX 77380
PHONE: 281-419-2010
TBPE FIRM REGISTRATION F-928
WWW.KIMLEY-HORN.COM

REVISIONS

NO.	DESCRIPTION	DATE	BY

PARKING ACCESS AND REVENUE CONTROL SYSTEMS (PARCS) WILLIAM P. HOBBY AIRPORT (HOU)

FACILITY LAYOUT

PROJECT MGR:	CDR
DESIGNER:	JBH
DRAWN BY:	KHA
CHECKED BY:	CDR
SCALE:	NTS
DATE:	02/25/2020

STATE OF TEXAS
J. BLAKE HODGE
87742
LICENSED
PROFESSIONAL ENGINEER
02-25-2020

APPROVED BY: DATE:

DIRECTOR
HOUSTON AIRPORT SYSTEM

PROJECT NO.
067810800

C.I.P. NO.

H.A.S. NO.
PN HKE-PARCS-2020-003

SHEET NO.
GX1-102

GENERAL NOTES

NOTES ON THIS AND THE FOLLOWING SHEETS ARE PART OF THE PROJECT REQUIREMENTS, BUT ARE NOT INTENDED TO REPLACE THE PROJECT SPECIFICATIONS. IN CASE OF CONFLICTS BETWEEN THE REQUIREMENTS OF THE SPECIFICATIONS AND THESE NOTES, THE MORE STRINGENT REQUIREMENT SHALL APPLY.

1.00 DOCUMENTS AND LIMITATIONS

1.01 THE DRAWINGS, CALCULATIONS, SPECIFICATIONS, AND REPRODUCTIONS, RELATING TO THE STRUCTURAL PART OF THE PROJECT, ARE INSTRUMENTS OF SERVICE TO BE USED ONLY FOR THIS PROJECT.

1.02 IT IS UNDERSTOOD THAT THE STRUCTURAL ENGINEER OF RECORD MAKES NO WARRANTY, EITHER EXPRESSED OR IMPLIED, AS TO FINDINGS, DESIGNS, RECOMMENDATIONS, SPECIFICATIONS, OPINION, OR PROFESSIONAL ADVICE, EXCEPT THAT THESE INSTRUMENTS OF SERVICE HAVE BEEN PREPARED IN ACCORDANCE WITH THE CURRENT GENERALLY ACCEPTED PROFESSIONAL ENGINEER PRACTICES.

1.03 ALL NON–STRUCTURAL ELEMENTS INDICATED ON THE STRUCTURAL DRAWINGS HAVE BEEN SHOWN IN GENERAL TO THE RELATIONSHIP TO THE STRUCTURAL ELEMENTS. ACCORDINGLY, THEY SHALL NOT BE ASSUMED TO BE ACCURATE AND REFERENCE MUST BE MADE TO THE APPROPRIATE CONSULTANT(S) PLANS AND SPECIFICATIONS.

1.04 EXISTING CONDITIONS SHOWN ON THESE DOCUMENTS ARE FOR REFERENCE ONLY. ACTUAL CONDITIONS IN THE GARAGE MAY DIFFER FROM THE INFORMATION SHOWN. CONTRACTOR IS TO VERIFY EXISTING INFORMATION AND NOTIFY THE ENGINEER IMMEDIATELY OF ANY DISCREPANCIES. CONTRACTOR SHALL VERIFY ALL BID QUANTITIES AND MARK REPAIRS FOR ENGINEER'S REVIEW PRIOR TO COMMENCING WORK.

2.00 CONSTRUCTION SAFETY

2.01 IT IS UNDERSTOOD THAT THE CONTRACTOR IS SOLELY RESPONSIBLE FOR INITIATING, MAINTAINING, AND SUPERVISING ALL SAFETY PRECAUTIONS AND PROGRAMS IN CONNECTION WITH THE WORK ON THE PROJECT. THE CONTRACTOR SHALL TAKE ALL NECESSARY PRECAUTIONS FOR THE SAFETY OF THE PERSONS AND PROTECT THEM AGAINST INJURY: LIKEWISE, THE CONTRACTOR SHALL PROTECT ALL PROPERTY AGAINST DAMAGE OR LOSS.

2.02 THE CONTRACTOR SHALL COMPLY WITH ALL APPLICABLE LAWS, ORDINANCES, RULES, REGULATIONS, AND ORDERS OF ANY PUBLIC BODY HAVING JURISDICTION FOR THE SAFETY OF PERSONS OF PROPERTY.

2.03 THE CONTRACTOR'S DUTIES AND RESPONSIBILITIES FOR THE SAFETY AND PROTECTION OF THE WORK SHALL CONTINUE UNTIL SUCH TIME AS THE WORK IS SATISFACTORILY COMPLETED, AND THE ENGINEER HAS ISSUED A NOTICE TO THAT EFFECT TO THE OWNER AND THE CONTRACTOR.

3.00 FORMWORK, SHORING, AND RESHORING

3.01 NO FORMWORK, SHORING, OR RESHORING IS ANTICIPATED FOR THIS SCOPE OF WORK.

3.02 IF FORMWORK, SHORING, OR RESHORING IS REQUIRED FOR AN UNFORESEEN CONDITION, THE CONTRACTOR SHALL EMPLOY, AT HIS EXPENSE, A FORMWORK/SHORING ENGINEER REGISTERED IN TEXAS TO CONTROL ALL OPERATIONS RELATING TO DESIGN, INSTALLATION AND REMOVAL OF ALL FORMWORK, SHORING AND RESHORING.

4.00 DIMENSIONS

4.01 BEFORE STARTING WORK, CONTRACTOR SHALL VERIFY ALL DIMENSIONS ON THE SITE, AND REPORT ANY DISCREPANCIES IMMEDIATELY TO THE ENGINEER.

4.02 THE CONTRACTOR, BEFORE STARTING ANY WORK, SHALL CHECK ALL DIMENSIONS GIVEN ON THE STRUCTURAL DRAWINGS, RELATING TO GRID LINES, COLUMN AND WALL LOCATIONS, STRUCTURAL AND FINISHED FLOOR ELEVATIONS, MEMBER SIZES, ETC., WITH EXISTING CONDITIONS. IF ANY DISCREPANCY IS NOTICED, IT SHALL BE IMMEDIATELY BROUGHT TO THE ATTENTION OF THE ENGINEER, AND WORK SHALL NOT COMMENCE UNTIL INSTRUCTIONS ARE RECEIVED FROM THE ENGINEER

4.03 THE CONTRACTOR SHALL REFER TO THE ENGINEER FOR HIS INSTRUCTIONS FOR ANY DIMENSION NOT GIVEN ON OR OBTAINABLE FROM THE DRAWINGS. THE CONTRACTOR SHALL NOT USE SCALE TO OBTAIN OR VERIFY ANY DIMENSION SHOWN ON THESE DRAWINGS.

5.00 SHOP DRAWINGS

5.01 REVIEW OF SHOP DRAWINGS BY THE ENGINEER IS LIMITED TO COMPLIANCE OF THE COMPLETED STRUCTURE WITH THE DESIGN CONCEPT AND INFORMATION GIVEN IN THE PROJECT DOCUMENTS. THE CONTRACTOR IS SOLELY RESPONSIBLE FOR DIMENSIONS, QUANTITIES, PERFORMANCE, SAFETY, COORDINATION WITH OTHER WORKS, AND ALL OTHER REQUIREMENTS OF THE PROJECT DOCUMENTS. REVIEW DOES NOT AUTHORIZE CHANGES TO CONTRACT.

5.02 THE CONTRACTOR SHALL SUBMIT SHOP DRAWINGS TO THE ENGINEER FOR HIS REVIEW IN ACCORDANCE WITH A SCHEDULE OF SUBMITTALS ACCEPTABLE TO THE ENGINEER. THESE SHOP DRAWINGS SHALL HAVE BEEN CHECKED BY, AND STAMPED WITH THE APPROVAL OF THE CONTRACTOR, AND IDENTIFIED AS THE ENGINEER MAY REQUIRE. THE DATA SHOWN ON THE SHOP DRAWINGS SHALL BE COMPLETE WITH RESPECT TO DIMENSIONS, DESIGN CRITERIA, AND DULY SIGNED AND SEALED BY A PROFESSIONAL ENGINEER REGISTERED IN TEXAS (WHERE APPLICABLE).

6.00 OPENINGS IN SLABS, BEAMS, AND WALLS

6.01 IN CAST–IN–PLACE CONCRETE WORK, NO OPENINGS SHALL BE PERMITTED IN SLABS WITHIN A DISTANCE OF EIGHT INCHES FROM THE FACE OF A COLUMN OR EDGE OF SLAB. OPENINGS BETWEEN EIGHT TO TWENTY FOUR INCHES FROM THE FACE OF THE COLUMN OR EDGE OF SLAB SHALL NOT GENERALLY BE PERMITTED EXCEPT WITH THE SPECIFIC APPROVAL OF THE ENGINEER. OPENINGS LOCATED GREATER THAN TWO FEET FROM THE FACE OF THE COLUMN, EDGE OF CAPITAL, OR EDGE OF SLAB ARE GENERALLY PERMITTED, SUBJECT TO APPROVAL OF THE ENGINEER.

6.02 OPENINGS IN CONCRETE WALLS MAY BE PERMITTED SUBJECT TO THE APPROVAL OF THE ENGINEER.

6.03 OPENINGS THROUGH WEBS OF BEAMS ARE PROHIBITED EXCEPT AS SPECIFICALLY SHOWN ON THE PLANS.

6.04 NO DRILLING THROUGH SLABS, BEAMS, COLUMNS, OR WALLS SHALL BE CARRIED OUT EXCEPT WITH THE SPECIFIC APPROVAL OF THE ENGINEER. SUCH APPROVAL, IF GRANTED, SHALL BE ON A CASE BY CASE BASIS.

7.00 REINFORCED CONCRETE (CAST-IN-PLACE)

7.01 THE GENERAL CONTRACTOR SHALL ASSIST AND COOPERATE WITH AN INDEPENDENT TESTING LABORATORY (TO BE RETAINED BY THE OWNER) WHICH SHALL CONDUCT ALL THE SPECIFIED TESTS REQUIRED FOR THE CONCRETE WORK AND REPORT THE RESULTS OF THESE TESTS DIRECTLY AND PROMPTLY TO THE ENGINEER FOR HIS REVIEW.

7.02 CONSTRUCTION JOINTS, INCLUDING LOCATION OF POUR STRIPS, SHALL BE AS APPROVED BY THE STRUCTURAL ENGINEER. ENGINEER SHALL BE INFORMED AT LEAST 24 HOURS PRIOR TO THE COMMENCEMENT OF ANY CONCRETE WORK.

7.03 A COPY OF ACI 301 "SPECIFICATIONS FOR STRUCTURAL CONCRETE FOR BUILDINGS" AND ACI SP 15 "FIELD REFERENCE MANUAL" SHALL BE KEPT ON PROJECT SITE AT ALL TIMES.

7.04 HIGH–EARLY STRENGTH CONCRETE SHALL USE TYPE I, II, OR III CEMENT, CLASS C OR CLASS F FLY ASH, AIR ENTRAINING ADMIXTURES (ASTM C 260), WATER REDUCING ADMIXTURES (ASTM C494), ACCELERATING ADMIXTURES (ASTM C 494 TYPE C OR E), AND WELL–GRADED AGGREGATE. ACCELERATED CURING AND JOINTING TECHNIQUES TO COMPLY WITH ACI AND BE SUBMITTED TO ENGINEER FOR APPROVAL. REQUIRED 28–DAY CONCRETE STRENGHT = 4,000 PSI.

8.00 REINFORCING

8.01 REINFORCING: ASTM A615, GRADE 60, U.N.O.

8.02 BAR DETAILS AND SUPPORTS: ACI DETAILING MANUAL AND BUILDING CODE. LAP ALL SPLICES AS SHOWN ON THE STRUCTURAL DRAWINGS.

8.03 CLEAR DISTANCE FROM FACE OF CONCRETE TO MAIN STEEL SHALL BE AS SHOWN ON THE STRUCTURAL DRAWINGS. WHERE CLEAR DISTANCE IS NOT SHOWN, ACI 362 "GUIDE FOR THE DESIGN OF DURABLE PARKING STRUCTURES" SHALL CONTROL.

8.04 BAR SUPPORTS, DESIGN, DETAILING, FABRICATION, AND PLACING OF REINFORCING BARS SHALL BE IN ACCORDANCE WITH ACI 318–08 (BUILDING CODE REQUIREMENTS FOR STRUCTURAL CONCRETE) AND ACI 315–99 (DETAILING MANUAL).

9.00 SPECIAL PROVISIONS

9.01 DESIGN CODE: INTERNATIONAL BUILDING CODE (2009 EDITION)

9.02 CONTRACTOR SHALL SUBMIT CONSTRUCTION PHASING PLANS TO THE OWNER/ENGINEER FOR REVIEW AND APPROVAL. FOR EACH PHASE OF WORK, THE PLAN SHALL INCLUDE CONSTRUCTION ACTIVITY, NUMBER OF PARKING SPACES USED, LOCATIONS OF BARRICADES, PEDESTRIAN ROUTE TO THE STAIR TOWERS, AND TRAFFIC ROUTES FOR VEHICULAR ACCESS TO THE REMAINING PARKING AREAS.

9.03 CONTRACTOR SHALL COORDINATE WITH THE OWNER (OR IT'S AGENT) THE SEQUENCE OF ALL WORK AND ANY SPECIFIC WORK RESTRICTIONS RELATED TO THE NUMBER OF PARKING SPACES OR LEVELS THAT CAN BE OCCUPIED BY THE CONTRACTOR AT ANY GIVEN TIME, PORTIONS OF THE GARAGE THAT REQUIRE TEMPORARY CLOSURE, AS WELL AS THE OBSTRUCTION OF ANY PUBLIC STAIR OR ELEVATOR ACCESS.

9.04 CONTRACTOR SHALL SUBMIT A PHASING PLAN FOR APPROVAL THAT CLEARLY DEFINES THE MILESTONES FOR EACH PHASE, AREAS OF WORK BEING PERFORMED, THE NUMBER OF PARKING SPACES REMOVED, AND TRAFFIC CONTROL METHODS. IT IS THE RESPONSIBILITY OF THE CONTRACTOR TO PLAN WORK TO MINIMIZE DISRUPTION TO SECTIONS OF THE GARAGE THAT WILL CONTINUE TO BE USED DURING THE CONSTRUCTION.

9.05 CONTRACTOR SHALL NOTIFY THE OWNER AND PARKING OPERATOR AT LEAST THREE DAYS IN ADVANCE OF ANY ALTERATIONS TO THE TRAFFIC, PARKING, OR PEDESTRIAN OPERATIONS AT EACH STAGE.

9.06 THE CONTRACTOR SHALL HAVE LIMITED USE OF THE PREMISES FOR CONSTRUCTION OPERATIONS, INCLUDING USE OF THE PROJECT SITE, DURING THE CONSTRUCTION PERIOD. CONTRACTOR'S USE OF PREMISES IS ALSO LIMITED BY THE OWNER'S RIGHT TO PERFORM WORK OR TO RETAIN OTHER CONTRACTORS ON PORTIONS OF THE PROJECT SITE.

9.07 THE CONTRACTOR SHALL BE AWARE THAT THE OWNER OR OTHER CONTRACTOR(S) MAY BE WORKING AT THE PROJECT SITE CONCURRENT TO THE EXECUTION OF THE SCOPE OF THIS WORK. CONTRACTOR SHALL COOPERATE FULLY WITH SEPARATE CONTRACTORS SO WORK ON THOSE CONTRACTS MAY BE CARRIED OUT SMOOTHLY, WITHOUT INTERFERING WITH OR DELAYING WORK UNDER THIS CONTRACT.

9.08 USE OF UTILITIES SUCH AS WATER AND POWER, MUST BE APPROVED BY AND COORDINATED WITH THE OWNER, ITS AGENT, OR THE PARKING OPERATOR.

9.09 THE OWNER, TENANTS, AND GENERAL PUBLIC OCCUPANCY OF THE PARKING GARAGE SHALL NOT BE DISTURBED WITHOUT AUTHORIZATION FROM THE OWNER (OR ITS AGENT). OWNER, TENANTS, AND PUBLIC WILL OCCUPY THE PARKING GARAGE DURING CONSTRUCTION. THEREFORE, CONTRACTOR SHALL PROVIDE ADEQUATE PROTECTION TO ENSURE PUBLIC SAFETY

9.10 CONTRACTOR SHALL INSTALL AND MAINTAIN TRAFFIC AND PEDESTRIAN BARRICADES TO SEPARATE AND PROTECT THE PUBLIC FROM CONSTRUCTION ACTIVITIES THROUGHOUT THE GARAGE AND STAIR TOWERS. CONTRACTOR SHALL INSTALL TEMPORARY SIGNAGE TO DIRECT PEDESTRIANS AND TRAFFIC SAFELY AROUND CONSTRUCTION AREAS.

9.11 DURING CONSTRUCTION PHASES THAT ALLOW PEDESTRIAN ACCESS, THE EXITS AND STAIRS SHALL REMAIN ACCESSIBLE.

9.12 CONTRACTOR SHALL PROTECT FROM DAMAGE THE EXISTING STRUCTURE, WALLS, CURBS TO REMAIN, ELEVATOR LOBBY STOREFRONT, VEHICLES, STORM DRAIN LINES, EQUIPMENT, STAIRS ETC. DURING CONSTRUCTION ACTIVITIES.

9.13 THE OWNER WILL MAINTAIN OPERATIONS IN THE GARAGE THROUGH THE DURATION OF THE PROJECT. THE CONTRACTOR SHALL NOT INTERFERE WITH WITH ONGOING PARKING GARAGE OPERATIONS.

9.14 THE CONTRACTOR SHALL DEVELOP DUST AND NOISE CONTROL MEASURES AND SUBMIT A WRITTEN PLAN TO THE ENGINEER AND OWNER. SUCH MEASURES MUST LIMIT DUST AND DIRT MIGRATION AND SEPARATE AREAS FORM FUMES AND NOISE. ALL MEASURES SHALL BE APPROVED AND IN PLACE PRIOR TO THE START OF WORK.

9.15 THE CONTRACTOR SHALL COORDINATE CONSTRUCTION SCHEDULE AND PERMITTED WORKING HOURS WITH THE OWNER. OPERATIONS THAT ARE LIKELY TO GENERATE HIGH NOISE LEVELS OR CONSTRUCTION TRAFFIC SHALL ONLY BE CONDUCTED AT TIME APPROVED BY THE OWNER.

9.16 THE FIRE RATING OF EXISTING STRUCTURAL ELEMENTS WILL BE MAINTAINED WITH ALL REPAIR WORK.

HOUSTON AIRPORT SYSTEM
GEORGE BUSH INTERCONTINENTAL
AIRPORT/HOUSTON TEXAS

Kimley»Horn
KIMLEY-HORN AND ASSOCIATES, INC.
1400 WOODLOCH FOREST DRIVE, SUITE 225
THE WOODLANDS, TX 77380
PHONE: 281-419-2616
TBPE FIRM REGISTRATION F-928
WWW.KIMLEY-HORN.COM

REVISIONS

NO.	DESCRIPTION	DATE	BY

PARKING ACCESS AND REVENUE CONTROL SYSTEMS (PARCS) WILLIAM P. HOBBY AIRPORT (HOU)
GENERAL NOTES

PROJECT MGR:	CDR
DESIGNER:	JBH
DRAWN BY:	KHA
CHECKED BY:	CDR
SCALE:	NTS
DATE:	02/25/2020

STATE OF TEXAS
J. BLAKE HODGE
87742
LICENSED
PROFESSIONAL ENGINEER
02–25–2020

APPROVED BY: DATE:

DIRECTOR
HOUSTON AIRPORT SYSTEM

PROJECT NO.
067810800
C.I.P. NO.
H.A.S. NO.
PN HKE-PARCS-2020-003
SHEET NO.
GX1-103

NOTES:

1. REFERENCE POWER, DATA AND SECURITY PLANS FOR POWER AND SECURITY CONDUIT REQUIREMENTS.
2. REFERENCE SX1-100 FOR NEW ISLAND AND BOLLARD DETAILS.
3. DIMENSIONS SHOWN FOR PARCS EQUIPMENT PLACEMENT AND EXTENTS OF NEW CURB/ISLAND ARE FOR BIDDING PURPOSES ONLY. THE PARCS VENDOR SELECTED BY THE AIRPORT MAY HAVE DIFFERENT REQUIREMENTS.
4. XXXX INDICATES LANE NUMBER.

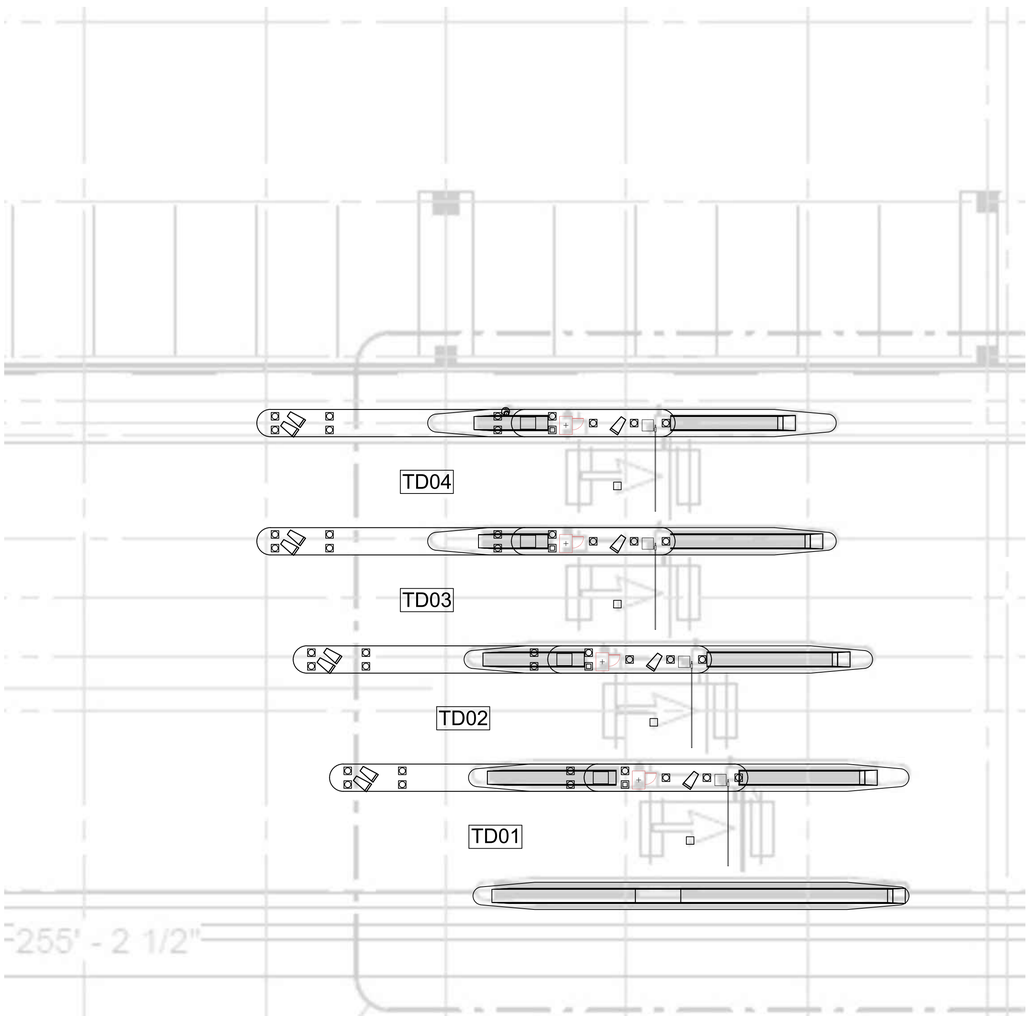

1 CX1-100 HOBBY GARAGE ENTRY LOCATION (GROUND LEVEL)
SCALE: 1"=100'-0"

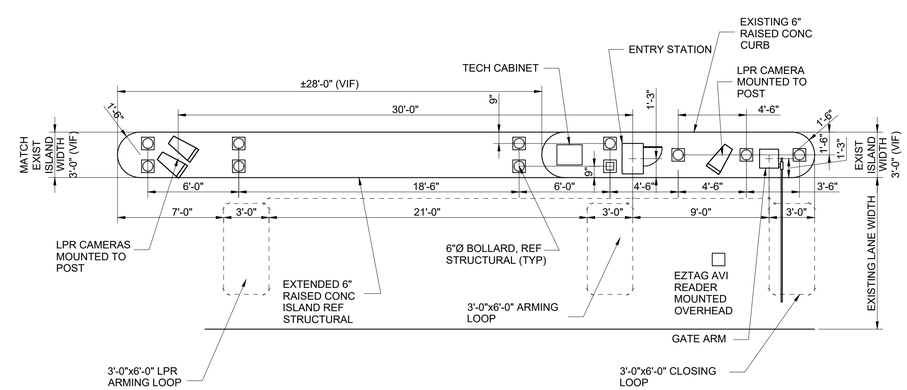

2 CX1-100 HOBBY GARAGE ENTRY DETAIL
SCALE: 1"=60'-0"

HOUSTON AIRPORT SYSTEM
GEORGE BUSH INTERCONTINENTAL AIRPORT/HOUSTON TEXAS

Kimley»Horn
KIMLEY-HORN AND ASSOCIATES, INC.
1400 WOODLOCH FOREST DRIVE, SUITE 225
THE WOODLANDS, TX 77380
PHONE: 281-419-5616
TBPE FIRM REGISTRATION F-928
WWW.KIMLEY-HORN.COM

REVISIONS

NO.	DESCRIPTION	DATE	BY

PARKING ACCESS AND REVENUE CONTROL SYSTEMS (PARCS) WILLIAM P. HOBBY AIRPORT (HOU)
LANE LAYOUT

PROJECT MGR:	CDR
DESIGNER:	JBH
DRAWN BY:	KHA
CHECKED BY:	CDR
SCALE:	NTS
DATE:	02/25/2020

STATE OF TEXAS
J. BLAKE HODGE
87742
LICENSED
PROFESSIONAL ENGINEER
02-25-2020

APPROVED BY: DATE:

DIRECTOR
HOUSTON AIRPORT SYSTEM

PROJECT NO.
067810800

C.I.P. NO.

H.A.S. NO.
PN HKE-PARCS-2020-003

SHEET NO.
CX1-100

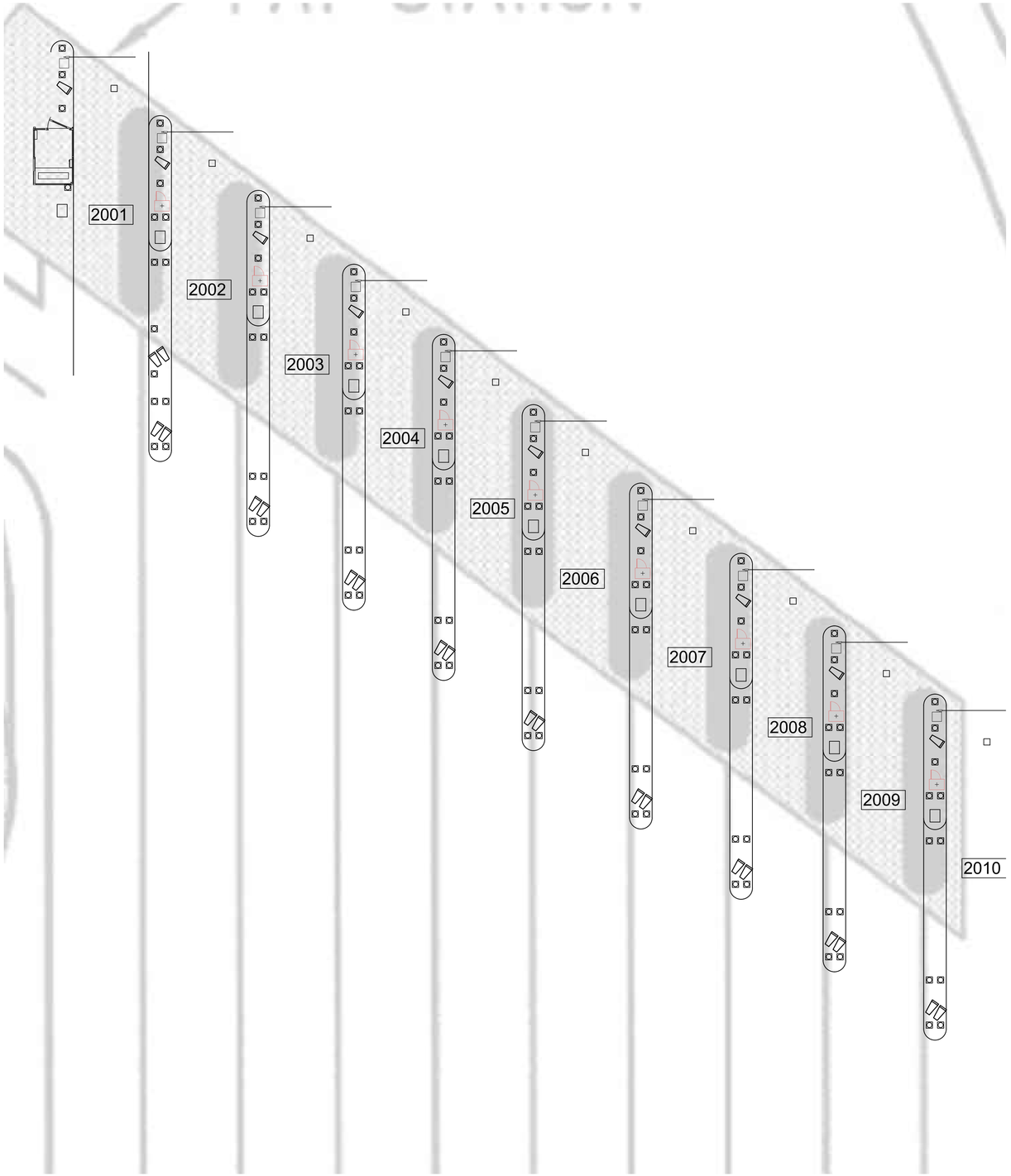

1 CX1-101 HOBBY GARAGE EXIT LOCATION (GROUND LEVEL)

SCALE: 1"=100'-0"

NOTES:

1. REFERENCE POWER, DATA AND SECURITY PLANS FOR POWER AND SECURITY CONDUIT REQUIREMENTS.
2. REFERENCE SX1-100 FOR NEW ISLAND AND BOLLARD DETAILS.
3. DIMENSIONS SHOWN FOR PARCS EQUIPMENT PLACEMENT AND EXTENTS OF NEW CURB/ISLAND ARE FOR BIDDING PURPOSES ONLY. THE PARCS VENDOR SELECTED BY THE AIRPORT MAY HAVE DIFFERENT REQUIREMENTS.
4. XXXX INDICATES LANE NUMBER.

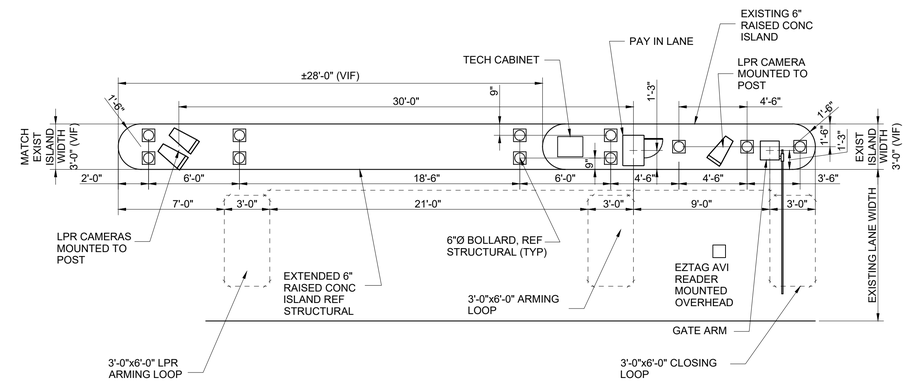

3 CX1-101 HOBBY GARAGE ENTRY DETAIL

SCALE: 1"=60'-0"

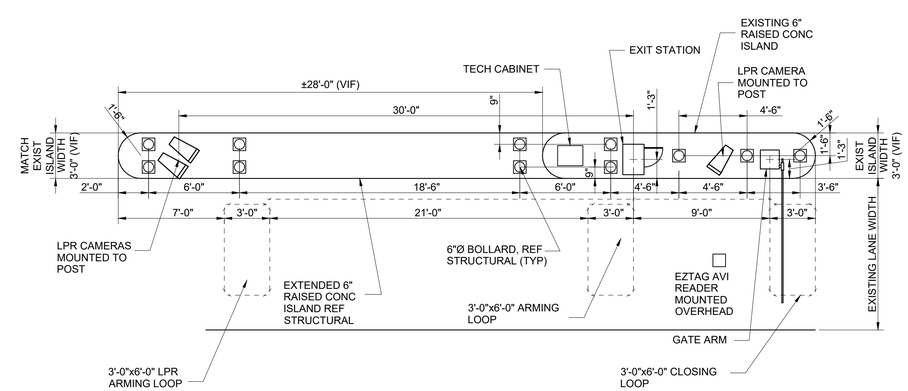

2 CX1-101 HOBBY GARAGE EXIT DETAIL

SCALE: 1"=60'-0"

HOUSTON AIRPORT SYSTEM
GEORGE BUSH INTERCONTINENTAL AIRPORT/HOUSTON TEXAS

Kimley»Horn
KIMLEY-HORN AND ASSOCIATES, INC.
1400 WOODLOCH FOREST DRIVE, SUITE 225
THE WOODLANDS, TX 77380
PHONE: 281-475-6216
TBPE FIRM REGISTRATION F-928
WWW.KIMLEY-HORN.COM

REVISIONS

NO.	DESCRIPTION	DATE	BY

PARKING ACCESS AND REVENUE CONTROL SYSTEMS (PARCS) WILLIAM P. HOBBY AIRPORT (HOU)

LANE LAYOUT

PROJECT MGR:	CDR
DESIGNER:	JBH
DRAWN BY:	KHA
CHECKED BY:	CDR
SCALE:	NTS
DATE:	02/25/2020

STATE OF TEXAS
J. BLAKE HODGE
87742
LICENSED
PROFESSIONAL ENGINEER
02-25-2020

APPROVED BY: DATE:

DIRECTOR
HOUSTON AIRPORT SYSTEM

PROJECT NO. 067810800

C.I.P. NO.

H.A.S. NO. PN HKE-PARCS-2020-003

SHEET NO. CX1-101

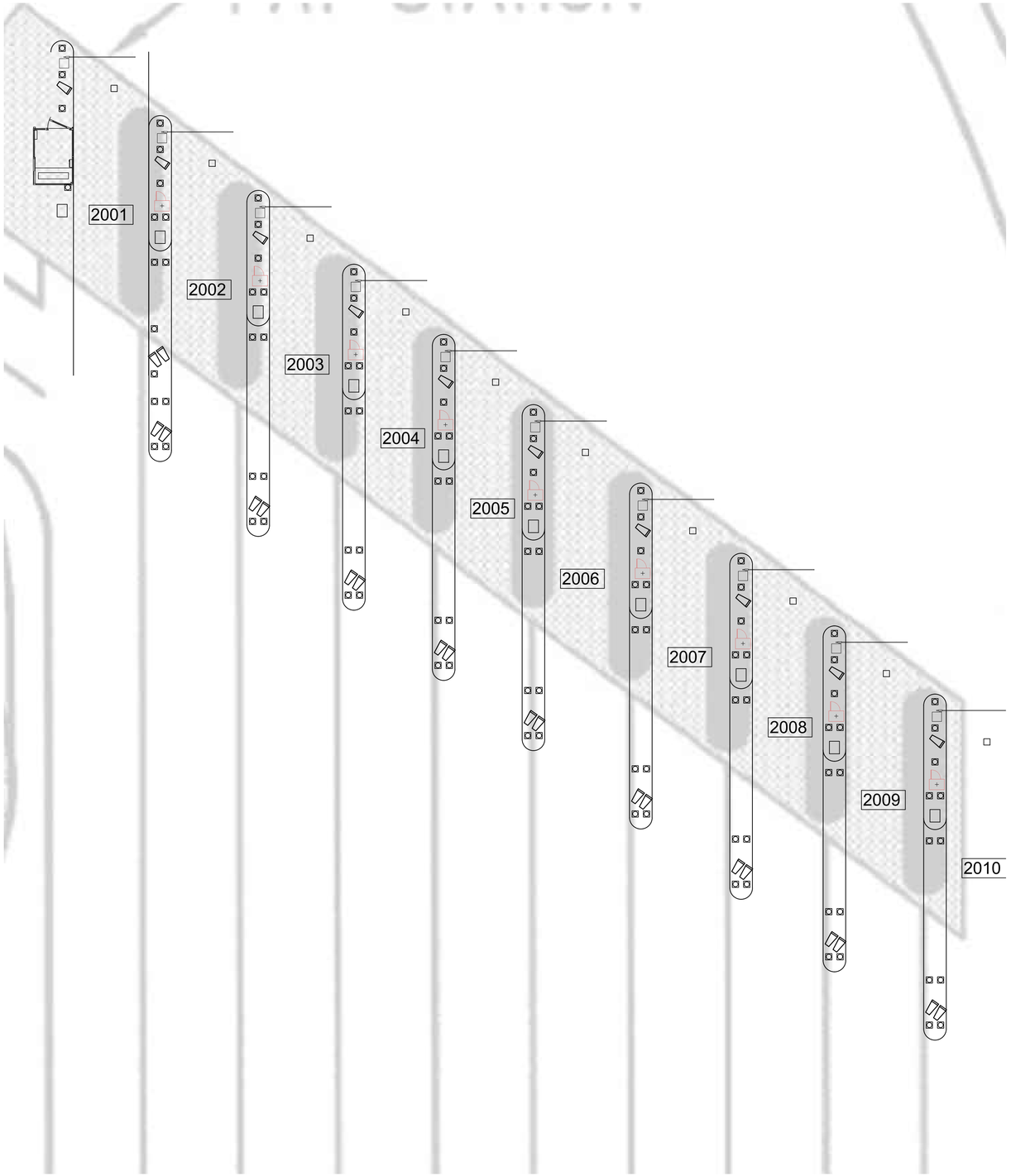

1 CX1-102 HOBBY GARAGE EXIT LOCATION (GROUND LEVEL)
SCALE: 1"=100'-0"

NOTES:

1. REFERENCE POWER, DATA AND SECURITY PLANS FOR POWER AND SECURITY CONDUIT REQUIREMENTS.
2. REFERENCE SX1-100 FOR NEW ISLAND AND BOLLARD DETAILS.
3. DIMENSIONS SHOWN FOR PARCS EQUIPMENT PLACEMENT AND EXTENTS OF NEW CURB/ISLAND ARE FOR BIDDING PURPOSES ONLY. THE PARCS VENDOR SELECTED BY THE AIRPORT MAY HAVE DIFFERENT REQUIREMENTS.
4. XXXX INDICATES LANE NUMBER.

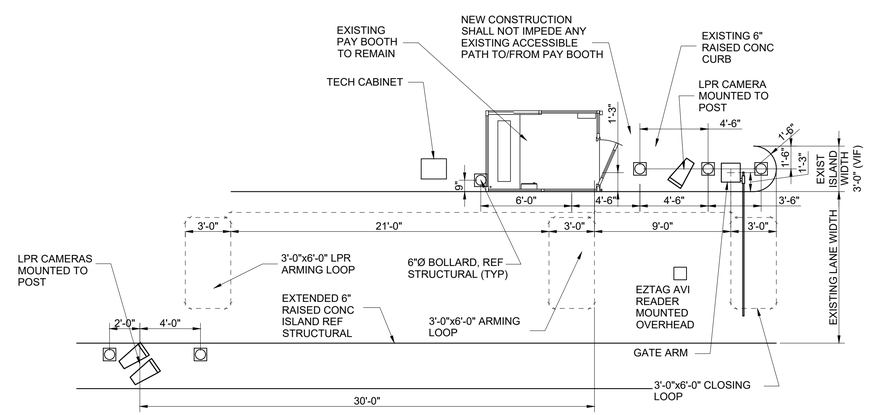

2 CX1-102 HOBBY GARAGE EXIT DETAIL
SCALE: 1"=60'-0"

HOUSTON AIRPORT SYSTEM
GEORGE BUSH INTERCONTINENTAL AIRPORT/HOUSTON TEXAS

Kimley»Horn
KIMLEY-HORN AND ASSOCIATES, INC.
1400 WOODLOCH FOREST DRIVE, SUITE 225
THE WOODLANDS, TX 77380
PHONE: 281-475-2616
TBPE FIRM REGISTRATION F-928
WWW.KIMLEY-HORN.COM

REVISIONS

NO.	DESCRIPTION	DATE	BY

PARKING ACCESS AND REVENUE CONTROL SYSTEMS (PARCS) WILLIAM P. HOBBY AIRPORT (HOU)
LANE LAYOUT

PROJECT MGR:	CDR
DESIGNER:	JBH
DRAWN BY:	KHA
CHECKED BY:	CDR
SCALE:	NTS
DATE:	02/25/2020

STATE OF TEXAS
J. BLAKE HODGE
87742
LICENSED
PROFESSIONAL ENGINEER
02-25-2020

APPROVED BY: DATE:

DIRECTOR
HOUSTON AIRPORT SYSTEM

PROJECT NO.
067810800
C.I.P. NO.
H.A.S. NO.
PN HKE-PARCS-2020-003
SHEET NO.
CX1-102

NOTES:

1. REFERENCE POWER, DATA AND SECURITY PLANS FOR POWER AND SECURITY CONDUIT REQUIREMENTS.
2. REFERENCE SX1-100 FOR NEW ISLAND AND BOLLARD DETAILS.
3. DIMENSIONS SHOWN FOR PARCS EQUIPMENT PLACEMENT AND EXTENTS OF NEW CURB/ISLAND ARE FOR BIDDING PURPOSES ONLY. THE PARCS VENDOR SELECTED BY THE AIRPORT MAY HAVE DIFFERENT REQUIREMENTS.
4. XXXX INDICATES LANE NUMBER.

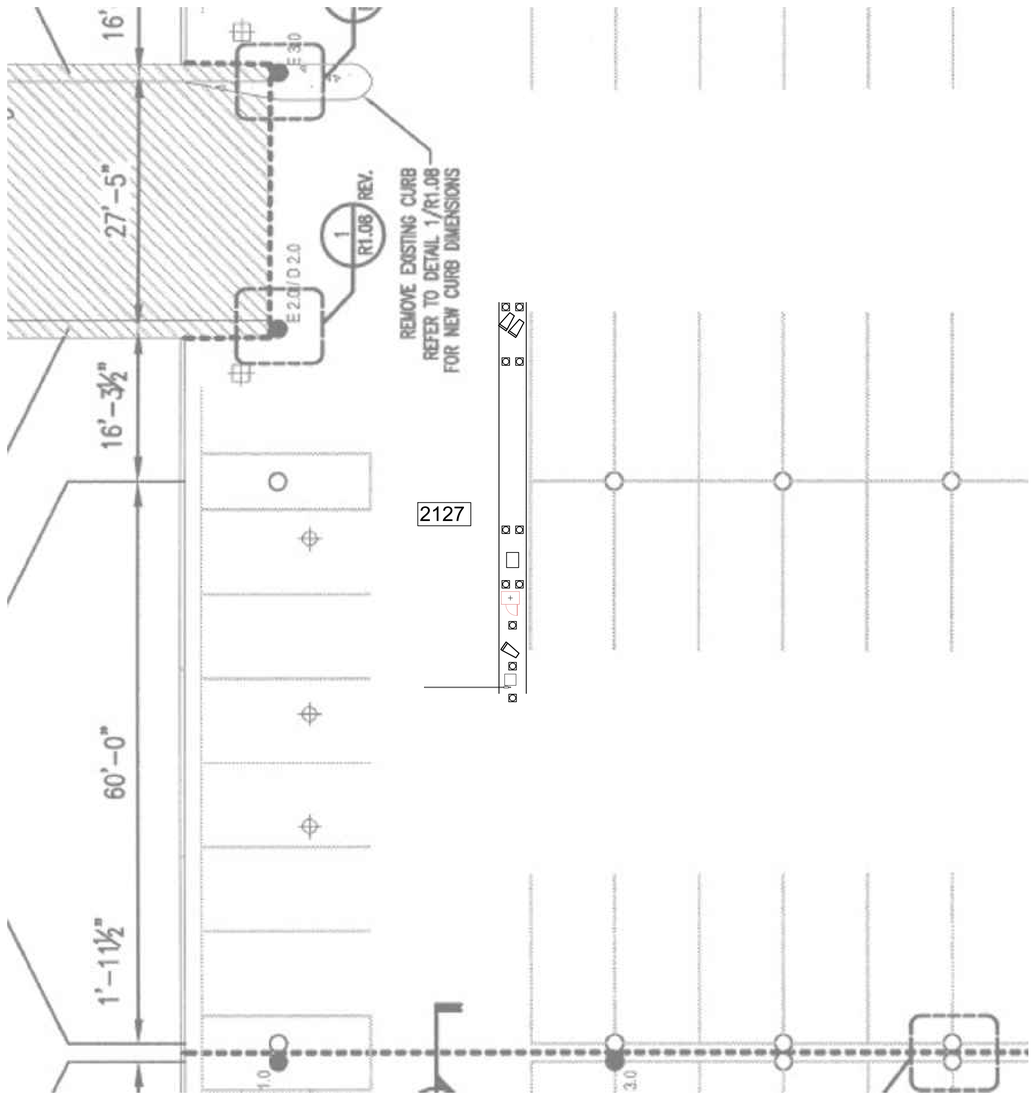

1 CX1-103 HOBBY GARAGE VALET ENTRY LOCATION (LEVEL 2)
SCALE: 1"=100'-0"

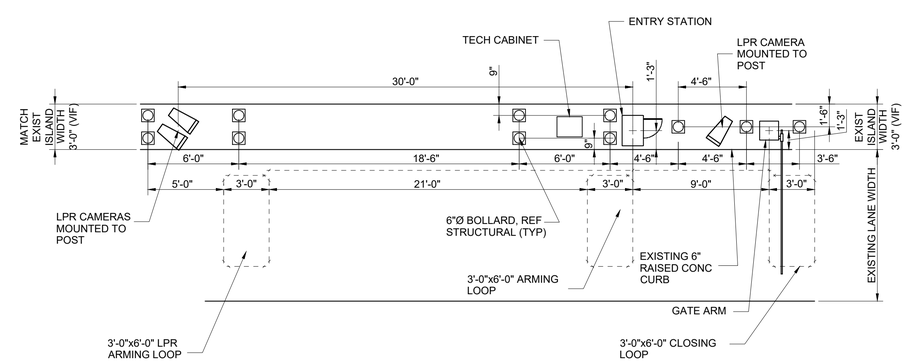

2 CX1-103 HOBBY GARAGE VALET ENTRY DETAIL
SCALE: 1"=60'-0"

HOUSTON AIRPORT SYSTEM
GEORGE BUSH INTERCONTINENTAL AIRPORT/HOUSTON TEXAS

Kimley»Horn
KIMLEY-HORN AND ASSOCIATES, INC.
1400 WOODLOCH FOREST DRIVE, SUITE 225
THE WOODLANDS, TX 77380
PHONE: 281-472-5219
TBPE FIRM REGISTRATION F-928
WWW.KIMLEY-HORN.COM

REVISIONS

NO.	DESCRIPTION	DATE	BY

PARKING ACCESS AND REVENUE CONTROL SYSTEMS (PARCS) WILLIAM P. HOBBY AIRPORT (HOU)
LANE LAYOUT

PROJECT MGR:	CDR
DESIGNER:	JBH
DRAWN BY:	KHA
CHECKED BY:	CDR
SCALE:	NTS
DATE:	02/25/2020

STATE OF TEXAS
J. BLAKE HODGE
87742
LICENSED
PROFESSIONAL ENGINEER
02-25-2020

APPROVED BY: DATE:

DIRECTOR
HOUSTON AIRPORT SYSTEM

PROJECT NO. 067810800
C.I.P. NO.
H.A.S. NO. PN HKE-PARCS-2020-003
SHEET NO. CX1-103

NOTES:

1. REFERENCE POWER, DATA AND SECURITY PLANS FOR POWER AND SECURITY CONDUIT REQUIREMENTS.
2. REFERENCE SX1-100 FOR NEW ISLAND AND BOLLARD DETAILS.
3. DIMENSIONS SHOWN FOR PARCS EQUIPMENT PLACEMENT AND EXTENTS OF NEW CURB/ISLAND ARE FOR BIDDING PURPOSES ONLY. THE PARCS VENDOR SELECTED BY THE AIRPORT MAY HAVE DIFFERENT REQUIREMENTS.
4. XXXX INDICATES LANE NUMBER.

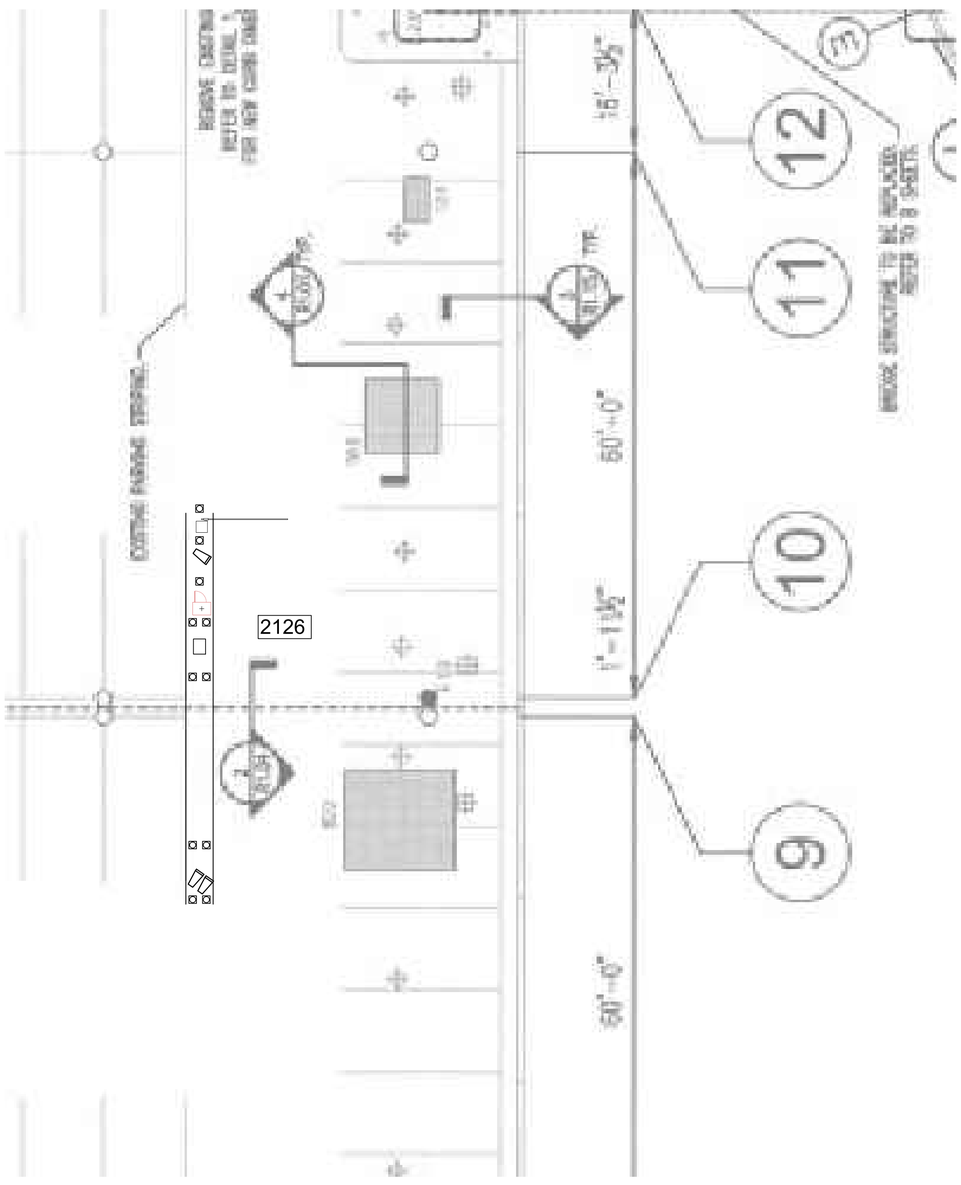

1 CX1-104 HOBBY GARAGE VALET EXIT LOCATION (LEVEL 2)

SCALE: 1"=100'-0"

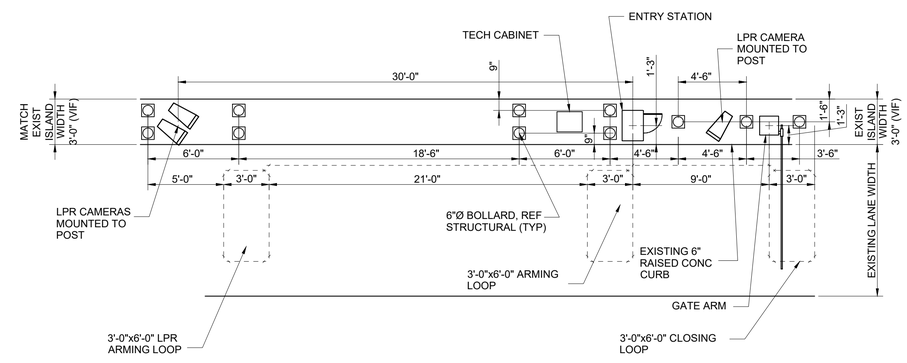

2 CX1-104 HOBBY GARAGE VALET EXIT DETAIL

SCALE: 1"=60'-0"

HOUSTON AIRPORT SYSTEM
GEORGE BUSH INTERCONTINENTAL
AIRPORT/HOUSTON TEXAS

Kimley»Horn
KIMLEY-HORN AND ASSOCIATES, INC.
1400 WOODLOCH FOREST DRIVE, SUITE 225
THE WOODLANDS, TX 77380
PHONE: 281-475-2616
TBPE FIRM REGISTRATION F-928
WWW.KIMLEY-HORN.COM

REVISIONS

NO.	DESCRIPTION	DATE	BY

PARKING ACCESS AND REVENUE CONTROL SYSTEMS (PARCS) WILLIAM P. HOBBY AIRPORT (HOU)

LANE LAYOUT

PROJECT MGR:	CDR
DESIGNER:	JBH
DRAWN BY:	KHA
CHECKED BY:	CDR
SCALE:	NTS
DATE:	02/25/2020

STATE OF TEXAS
J. BLAKE HODGE
87742
LICENSED
PROFESSIONAL ENGINEER
02-25-2020

APPROVED BY: DATE:

DIRECTOR
HOUSTON AIRPORT SYSTEM

PROJECT NO.
067810800

C.I.P. NO.

H.A.S. NO.
PN HKE-PARCS-2020-003

SHEET NO.
CX1-104

NOTES:

1. REFERENCE POWER, DATA AND SECURITY PLANS FOR POWER AND SECURITY CONDUIT REQUIREMENTS.
2. REFERENCE SX1–100 FOR NEW ISLAND AND BOLLARD DETAILS.
3. DIMENSIONS SHOWN FOR PARCS EQUIPMENT PLACEMENT AND EXTENTS OF NEW CURB/ISLAND ARE FOR BIDDING PURPOSES ONLY. THE PARCS VENDOR SELECTED BY THE AIRPORT MAY HAVE DIFFERENT REQUIREMENTS.
4. XXXX INDICATES LANE NUMBER.

1 CX1-105 HOBBY ECOPARK ENTRY LOCATION (GROUND LEVEL)
SCALE: 1"=100'-0"

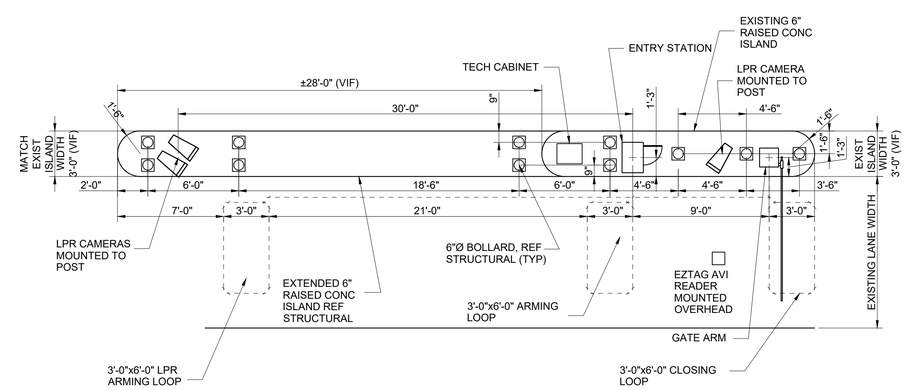

2 CX1-105 HOBBY ECOPARK ENTRY DETAIL
SCALE: 1"=60'-0"

HOUSTON AIRPORT SYSTEM
GEORGE BUSH INTERCONTINENTAL AIRPORT/HOUSTON TEXAS

Kimley»Horn
KIMLEY-HORN AND ASSOCIATES, INC.
1400 WOODLOCH FOREST DRIVE, SUITE 225
THE WOODLANDS, TX 77380
PHONE: 281-419-5616
TBPE FIRM REGISTRATION F-928
WWW.KIMLEY-HORN.COM

REVISIONS

NO.	DESCRIPTION	DATE	BY

PARKING ACCESS AND REVENUE CONTROL SYSTEMS (PARCS) WILLIAM P. HOBBY AIRPORT (HOU)
LANE LAYOUT

PROJECT MGR:	CDR
DESIGNER:	JBH
DRAWN BY:	KHA
CHECKED BY:	CDR
SCALE:	NTS
DATE:	02/25/2020

STATE OF TEXAS
J. BLAKE HODGE
87742
LICENSED
PROFESSIONAL ENGINEER
02-25-2020

APPROVED BY: DATE:

DIRECTOR
HOUSTON AIRPORT SYSTEM

PROJECT NO.
067810800
C.I.P. NO.
H.A.S. NO.
PN HKE-PARCS-2020-003
SHEET NO.
CX1-105

NOTES:

1. REFERENCE POWER, DATA AND SECURITY PLANS FOR POWER AND SECURITY CONDUIT REQUIREMENTS.
2. REFERENCE SX1-100 FOR NEW ISLAND AND BOLLARD DETAILS.
3. DIMENSIONS SHOWN FOR PARCS EQUIPMENT PLACEMENT AND EXTENTS OF NEW CURB/ISLAND ARE FOR BIDDING PURPOSES ONLY. THE PARCS VENDOR SELECTED BY THE AIRPORT MAY HAVE DIFFERENT REQUIREMENTS.
4. XXXX INDICATES LANE NUMBER.

1 CX1-106 HOBBY ECOPARK EXIT LOCATION (GROUND LEVEL)
SCALE: 1"=100'-0"

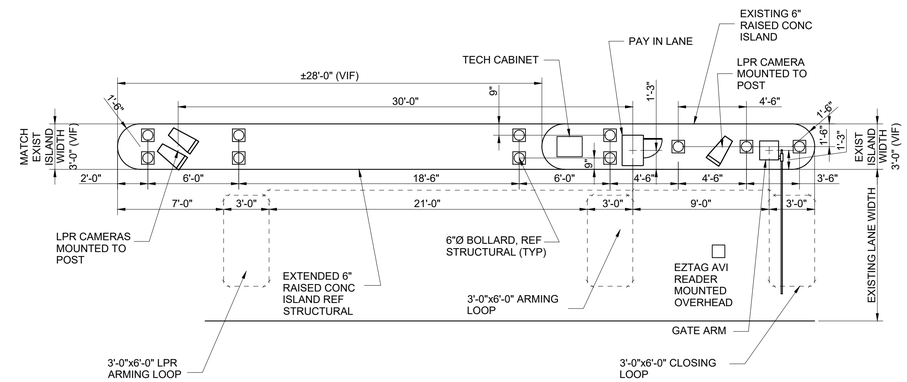

3 CX1-106 HOBBY ECOPARK EXIT DETAIL
SCALE: 1"=60'-0"

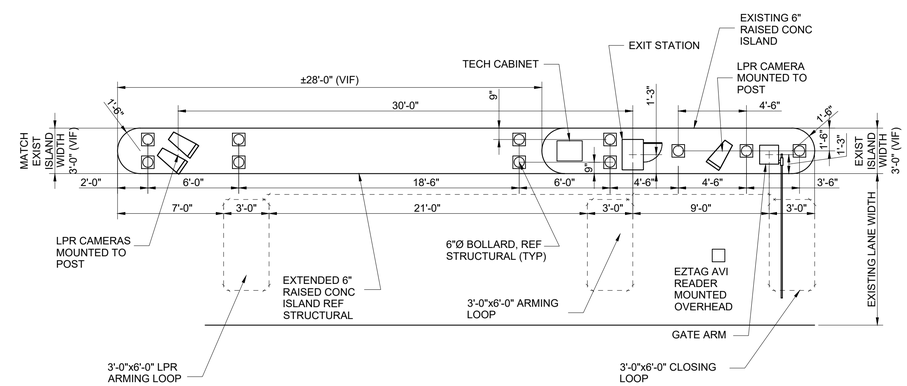

2 CX1-106 HOBBY ECOPARK EXIT DETAIL
SCALE: 1"=60'-0"

HOUSTON AIRPORT SYSTEM
GEORGE BUSH INTERCONTINENTAL AIRPORT/HOUSTON TEXAS

Kimley»Horn
KIMLEY-HORN AND ASSOCIATES, INC.
1400 WOODLOCH FOREST DRIVE, SUITE 225
THE WOODLANDS, TX 77380
PHONE: 281-419-5616
TBPE FIRM REGISTRATION F-928
WWW.KIMLEY-HORN.COM

REVISIONS

NO.	DESCRIPTION	DATE	BY

PARKING ACCESS AND REVENUE CONTROL SYSTEMS (PARCS) WILLIAM P. HOBBY AIRPORT (HOU)

LANE LAYOUT

PROJECT MGR:	CDR
DESIGNER:	JBH
DRAWN BY:	KHA
CHECKED BY:	CDR
SCALE:	NTS
DATE:	02/25/2020

STATE OF TEXAS
J. BLAKE HODGE
87742
LICENSED
PROFESSIONAL ENGINEER
02-25-2020

APPROVED BY: DATE:

DIRECTOR
HOUSTON AIRPORT SYSTEM

PROJECT NO. 067810800
C.I.P. NO.
H.A.S. NO. PN HKE-PARCS-2020-003
SHEET NO. CX1-106

NOTES:

1. REFERENCE POWER, DATA AND SECURITY PLANS FOR POWER AND SECURITY CONDUIT REQUIREMENTS.
2. REFERENCE SX1-100 FOR NEW ISLAND AND BOLLARD DETAILS.
3. DIMENSIONS SHOWN FOR PARCS EQUIPMENT PLACEMENT AND EXTENTS OF NEW CURB/ISLAND ARE FOR BIDDING PURPOSES ONLY. THE PARCS VENDOR SELECTED BY THE AIRPORT MAY HAVE DIFFERENT REQUIREMENTS.
4. XXXX INDICATES LANE NUMBER.

1 CX1-107 HOBBY ECOPARK CONTRACT ENTRY LOCATION (GROUND LEVEL)
SCALE: 1"=100'-0"

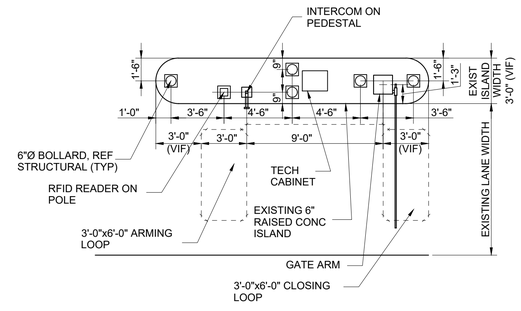

2 CX1-107 HOBBY ECOPARK CONTRACT ENTRY DETAIL
SCALE: 1"=60'-0"

HOUSTON AIRPORT SYSTEM
GEORGE BUSH INTERCONTINENTAL AIRPORT/HOUSTON TEXAS

Kimley»Horn
KIMLEY-HORN AND ASSOCIATES, INC.
1400 WOODLOCH FOREST DRIVE, SUITE 225
THE WOODLANDS, TX 77380
PHONE: 281-419-5616
TBPE FIRM REGISTRATION F-928
WWW.KIMLEY-HORN.COM

REVISIONS

NO.	DESCRIPTION	DATE	BY

PARKING ACCESS AND REVENUE CONTROL SYSTEMS (PARCS) WILLIAM P. HOBBY AIRPORT (HOU)
LANE LAYOUT

PROJECT MGR:	CDR
DESIGNER:	JBH
DRAWN BY:	KHA
CHECKED BY:	CDR
SCALE:	NTS
DATE:	02/25/2020

STATE OF TEXAS
J. BLAKE HODGE
87742
LICENSED
PROFESSIONAL ENGINEER
02-25-2020

APPROVED BY: DATE:

DIRECTOR
HOUSTON AIRPORT SYSTEM

PROJECT NO.
067810800
C.I.P. NO.
H.A.S. NO.
PN HKE-PARCS-2020-003
SHEET NO.
CX1-107

NOTES:

1. REFERENCE POWER, DATA AND SECURITY PLANS FOR POWER AND SECURITY CONDUIT REQUIREMENTS.
2. REFERENCE SX1-100 FOR NEW ISLAND AND BOLLARD DETAILS.
3. DIMENSIONS SHOWN FOR PARCS EQUIPMENT PLACEMENT AND EXTENTS OF NEW CURB/ISLAND ARE FOR BIDDING PURPOSES ONLY. THE PARCS VENDOR SELECTED BY THE AIRPORT MAY HAVE DIFFERENT REQUIREMENTS.
4. XXXX INDICATES LANE NUMBER.

1 CX1-108 HOBBY ECOPARK EMPLOYEE ENTRY/EXIT LOCATION (GROUND LEVEL)
SCALE: 1"=100'-0"

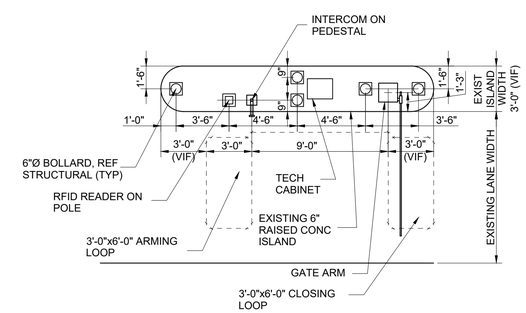

2 CX1-108 HOBBY ECOPARK EMPLOYEE ENTRY/EXIT DETAIL
SCALE: 1"=60'-0"

HOUSTON AIRPORT SYSTEM
GEORGE BUSH INTERCONTINENTAL AIRPORT/HOUSTON TEXAS

Kimley»Horn
KIMLEY-HORN AND ASSOCIATES, INC.
1400 WOODLOCH FOREST DRIVE, SUITE 225
THE WOODLANDS, TX 77380
PHONE: 281-419-5616
TBPE FIRM REGISTRATION F-928
WWW.KIMLEY-HORN.COM

REVISIONS

NO.	DESCRIPTION	DATE	BY

PARKING ACCESS AND REVENUE CONTROL SYSTEMS (PARCS) WILLIAM P. HOBBY AIRPORT (HOU)
LANE LAYOUT

PROJECT MGR:	CDR
DESIGNER:	JBH
DRAWN BY:	KHA
CHECKED BY:	CDR
SCALE:	NTS
DATE:	02/25/2020

STATE OF TEXAS
J. BLAKE HODGE
87742
LICENSED
PROFESSIONAL ENGINEER
02-25-2020

APPROVED BY: DATE:

DIRECTOR
HOUSTON AIRPORT SYSTEM

PROJECT NO.
067810800
C.I.P. NO.
H.A.S. NO.
PN HKE-PARCS-2020-003
SHEET NO.
CX1-108

NOTES:

1. REFERENCE POWER, DATA AND SECURITY PLANS FOR POWER AND SECURITY CONDUIT REQUIREMENTS.
2. REFERENCE SX1-100 FOR NEW ISLAND AND BOLLARD DETAILS.
3. DIMENSIONS SHOWN FOR PARCS EQUIPMENT PLACEMENT AND EXTENTS OF NEW CURB/ISLAND ARE FOR BIDDING PURPOSES ONLY. THE PARCS VENDOR SELECTED BY THE AIRPORT MAY HAVE DIFFERENT REQUIREMENTS.
4. XXXX INDICATES LANE NUMBER.

1 CX1-109 HOBBY ECOPARK EMERGENCY EXIT LOCATION (GROUND LEVEL)
SCALE: 1"=100'-0"

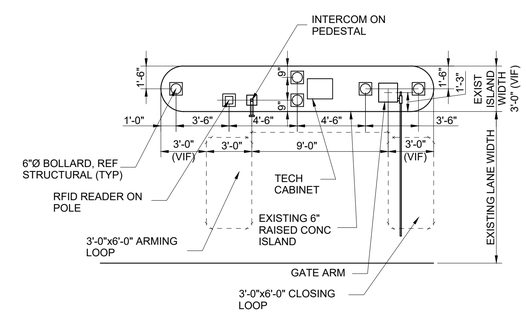

2 CX1-109 HOBBY ECOPARK EMERGENCY EXIT DETAIL
SCALE: 1"=60'-0"

HOUSTON AIRPORT SYSTEM
GEORGE BUSH INTERCONTINENTAL AIRPORT/HOUSTON TEXAS

Kimley»Horn
KIMLEY-HORN AND ASSOCIATES, INC.
1400 WOODLOCH FOREST DRIVE, SUITE 225
THE WOODLANDS, TX 77380
PHONE: 281-419-5616
TBPE FIRM REGISTRATION F-928
WWW.KIMLEY-HORN.COM

REVISIONS

NO.	DESCRIPTION	DATE	BY

PARKING ACCESS AND REVENUE CONTROL SYSTEMS (PARCS) WILLIAM P. HOBBY AIRPORT (HOU)
LANE LAYOUT

PROJECT MGR:	CDR
DESIGNER:	JBH
DRAWN BY:	KHA
CHECKED BY:	CDR
SCALE:	NTS
DATE:	02/25/2020

STATE OF TEXAS
J. BLAKE HODGE
87742
LICENSED
PROFESSIONAL ENGINEER
02-25-2020

APPROVED BY: DATE:

DIRECTOR
HOUSTON AIRPORT SYSTEM

PROJECT NO.
067810800
C.I.P. NO.
H.A.S. NO.
PN HKE-PARCS-2020-003
SHEET NO.
CX1-109

NOTES:

1. REFERENCE POWER, DATA AND SECURITY PLANS FOR POWER AND SECURITY CONDUIT REQUIREMENTS.
2. REFERENCE SX1-100 FOR NEW ISLAND AND BOLLARD DETAILS.
3. DIMENSIONS SHOWN FOR PARCS EQUIPMENT PLACEMENT AND EXTENTS OF NEW CURB/ISLAND ARE FOR BIDDING PURPOSES ONLY. THE PARCS VENDOR SELECTED BY THE AIRPORT MAY HAVE DIFFERENT REQUIREMENTS.
4. XXXX INDICATES LANE NUMBER.

1 CX1-110 HOBBY GARAGE VALET ENTRY LOCATION (LEVEL 2)
SCALE: 1"=100'-0"

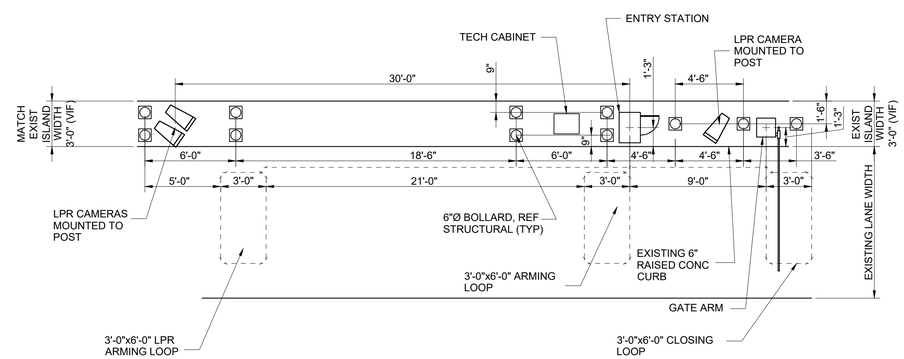

2 CX1-110 HOBBY GARAGE VALET ENTRY DETAIL
SCALE: 1"=60'-0"

HOUSTON AIRPORT SYSTEM
GEORGE BUSH INTERCONTINENTAL AIRPORT/HOUSTON TEXAS

Kimley»Horn
KIMLEY-HORN AND ASSOCIATES, INC.
1400 WOODLOCH FOREST DRIVE, SUITE 225
THE WOODLANDS, TX 77380
PHONE: 281-419-5616
TBPE FIRM REGISTRATION F-928
WWW.KIMLEY-HORN.COM

REVISIONS

NO.	DESCRIPTION	DATE	BY

PARKING ACCESS AND REVENUE CONTROL SYSTEMS (PARCS) WILLIAM P. HOBBY AIRPORT (HOU)
LANE LAYOUT

PROJECT MGR:	CDR
DESIGNER:	JBH
DRAWN BY:	KHA
CHECKED BY:	CDR
SCALE:	NTS
DATE:	02/25/2020

STATE OF TEXAS
J. BLAKE HODGE
87742
LICENSED
PROFESSIONAL ENGINEER
02-25-2020

APPROVED BY: DATE:

DIRECTOR
HOUSTON AIRPORT SYSTEM

PROJECT NO.
067810800
C.I.P. NO.
H.A.S. NO.
PN HKE-PARCS-2020-003
SHEET NO.
CX1-110

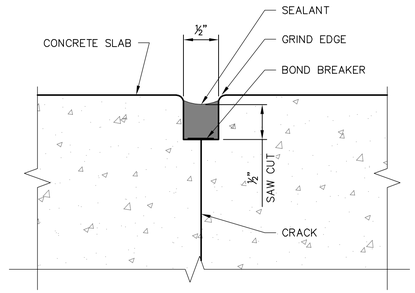

5 SX1-100 SEALANT DETAIL
SCALE: 3/4"=1'-0"

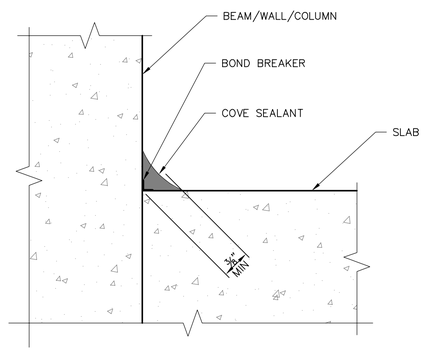

4 SX1-100 SEALANT DETAIL
SCALE: 3/4"=1'-0"

NOTES:
1. CONTRACTOR SHALL TAKE NECESSARY PRECAUTIONS WHEN DRILLING INTO PRECAST SLAB AND BEAMS TO AVOID DAMAGE TO SLAB REINFORCEMENT.

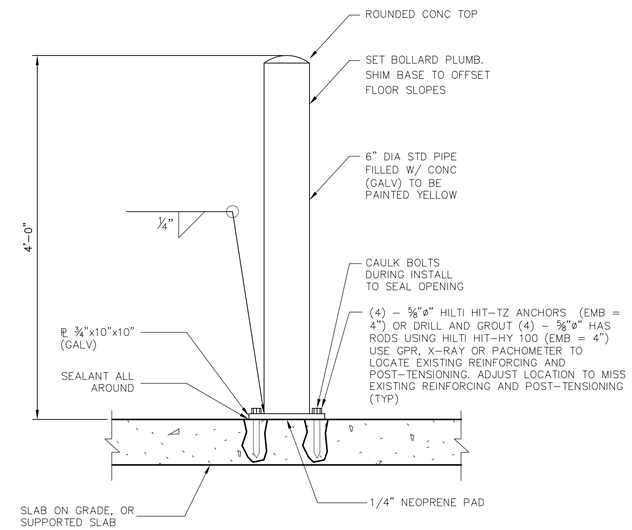

2 SX1-100 BOLLARD DETAIL
SCALE: 3/4"=1'-0"

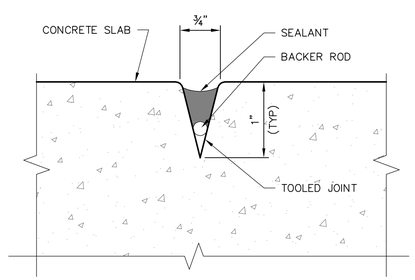

3 SX1-100 SEALANT DETAIL
SCALE: 3/4"=1'-0"

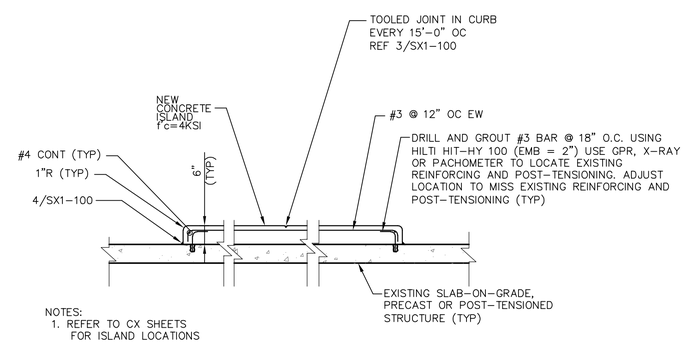

NOTES:
1. REFER TO CX SHEETS FOR ISLAND LOCATIONS

1 SX1-100 CONCRETE ISLAND DETAIL
SCALE: 3/4"=1'-0"

HOUSTON AIRPORT SYSTEM
GEORGE BUSH INTERCONTINENTAL AIRPORT/HOUSTON TEXAS

Kimley»Horn
KIMLEY-HORN AND ASSOCIATES, INC.
1400 WOODLOCH FOREST DRIVE, SUITE 225
THE WOODLANDS, TX 77380
PHONE: 281-419-2818
TBPE FIRM REGISTRATION F-928
WWW.KIMLEY-HORN.COM

REVISIONS

NO.	DESCRIPTION	DATE	BY

PARKING ACCESS AND REVENUE CONTROL SYSTEMS (PARCS) WILLIAM P. HOBBY AIRPORT (HOU)
STRUCTURAL DETAILS

PROJECT MGR:	CDR
DESIGNER:	JBH
DRAWN BY:	KHA
CHECKED BY:	CDR
SCALE:	NTS
DATE:	02/25/2020

STATE OF TEXAS
J. BLAKE HODGE
87742
LICENSED
PROFESSIONAL ENGINEER
02-25-2020

APPROVED BY: DATE:

DIRECTOR
HOUSTON AIRPORT SYSTEM

PROJECT NO.
067810800
C.I.P. NO.
H.A.S. NO.
PN HKE-PARCS-2020-003
SHEET NO.
SX1-100

TRAFFIC CONTROL GENERAL NOTES

1. TRAFFIC CONTROL PLAN LAYOUTS WERE PREPARED USING RECORD DRAWINGS, AERIAL IMAGES AND FIELD MEASUREMENTS. THE LOCATIONS OF ALL ITEMS SHOWN ON LAYOUTS ARE APPROXIMATE.

2. MAINTAIN TRAFFIC CONTROL PLAN AS SHOWN DURING ENTIRE PHASE/STEP. CONTRACTOR SHALL RESTORE SIGNS, BARRELS (DRUMS) AND BARRICADES IF DISPLACED.

3. ALL TRAFFIC CONTROL SHALL CONFORM TO THE LATEST VERSION OF THE TEXAS MANUAL ON UNIFORM TRAFFIC CONTROL DEVICES (TMUTCD). FIELD MODIFICATIONS MAY BE MADE TO ADDRESS HOUSTON AIRPORTS CONDITIONS WITH THE APPROVAL OF THE ENGINEER.

4. MINIMUM SIGN SPACING, CHANNELIZATION DEVICE SPACING, AND TAPER LENGTHS ARE AS SHOWN ON PLANS.

5. CHANGES MAY BE REQUIRED WHEN PHYSICAL DIMENSIONS IN THE DETAIL DRAWINGS, STANDARD DETAILS AND ROADWAY DETAILS ARE NOT ATTAINABLE TO MEET FIELD CONDITIONS, OR RESULT IN DUPLICATE, OR UNDESIRED OVERLAPPING OF DEVICES. MODIFICATION MAY INCLUDE: MOVING, SUPPLEMENTING, COVERING OR REMOVAL OF DEVICES, AS DIRECTED BY THE ENGINEER.

6. CONTRACTOR IS RESPONSIBLE FOR INSTALLATION, MAINTENANCE, AND REMOVAL OF TRAFFIC CONTROL DEVICES. TRAFFIC CONTROL DEVICES SHOULD BE INSPECTED DAILY AND REPAIRED OR REPLACED AS NECESSARY. AFTER REMOVAL, CONTRACTOR IS RESPONSIBLE FOR RESTORATION OF MODIFICATIONS TO ROADWAY AND SIDEWALK SURFACES, ROADWAY MARKINGS, AND SIGNAGE DUE TO TRAFFIC CONTROL DEVICES OR CONSTRUCTION ACTIVITY.

7. IF THE TCP IS ACTIVE DURING THE HOURS OF DARKNESS, ALL CHANNELIZATION DEVICES (DRUMS) SHALL HAVE A TYPE "C" STEADY-BURN WARNING LIGHT OR EQUIVALENT REFLECTOR, AND ALL WARNING SIGNS SHALL HAVE A TYPE "A" LOW-INTENSITY FLASHING WARNING LIGHT, AS REQUIRED IN ACCORDANCE WITH THE CURRENT EDITION OF TMUTCD.

8. WHEN THE TCP IS NOT IN EFFECT, ALL CHANNELIZING DEVICES SHALL BE REMOVED FROM THE TRAVEL LANES AND ALL SIGNS SHALL BE COVERED OR TURNED AWAY FROM THE DIRECTION OF TRAFFIC.

9. TWO-WAY OPERATION IN ONE LANE MUST BE CONTROLLED BY A QUALIFIED FLAGGER AT EACH FLAGGER STATION. A QUALIFIED FLAGGER SHALL BE INDEPENDENTLY CERTIFIED OR TRAINED BY A CERTIFIED FLAGGER INSTRUCTOR.

10. FLAGGERS SHALL BE EQUIPPED WITH PERSONAL PROTECTIVE EQUIPMENT, A STOP/SLOW PADDLE, A HANDHELD RADIO FOR COMMUNICATION WITH THE OTHER FLAGGER STATION(S), AND A NOISEMAKING DEVICE (E.G. AIR HORN) FOR WARNING WORKERS OF AN EMERGENCY.

11. FLAGGER STATIONS SHALL BE EMPLOYED AS SHOWN ON PLANS FOR SAFETY. SUCH FLAGGER STATIONS SHALL BE MARKED BY PLACEMENT OF MINIMUM 3 TRAFFIC DRUMS.

12. DO NOT ALLOW WORKERS TO CONGREGATE AROUND FLAGGER STATIONS.

13. IF FLAGGER OPERATION IS IN EFFECT DURING DARKNESS, FLAGGER STATIONS SHALL BE ILLUMINATED.

14. DO NOT STOP TRAFFIC IN ANY ONE DIRECTION FOR MORE THAN 5 MINUTES AT A TIME.

15. THE PROTECTION AND CONVENIENCE OF THE PUBLIC DURING CONSTRUCTION OF THIS PROJECT ARE OF PRIMARY IMPORTANCE. TRAFFIC MUST BE HANDLED THROUGHOUT THE PROJECT DURING CONSTRUCTION. THE CONTRACTOR IS RESPONSIBLE FOR PROVIDING SAFE AND COMFORTABLE PASSAGE FOR VEHICULAR TRAFFIC WITH MINIMAL INCONVENIENCE TO THE PUBLIC, AS SHOWN IN THE PLANS OR AS DIRECTED/APPROVED BY HAS/ENGINEER.

16. DO NOT STORE ANY CONSTRUCTION MATERIAL OR EQUIPMENT AT ANY LOCATION THAT WILL CONSTITUTE A HAZARD AND WILL ENDANGER TRAFFIC.

17. ALL SEQUENCE OF WORK ON THIS PROJECT SHALL BE COORDINATED TO COINCIDE WITH ANY PROJECTS WITHIN OR ADJACENT TO THIS PROJECT.

18. CONTRACTOR SHALL COVER EXISTING SIGNS IN CONFLICT WITH THE INTENT OF THE TRAFFIC CONTROL PLAN THAT MAY CAUSE CONFUSION TO THE TRAVELING PUBLIC.

19. ALL TEMPORARY SIGNS, BARRICADES, WARNING LIGHTS, CHANNELIZATION DEVICES, AND OTHER MISCELLANEOUS TRAFFIC CONTROL MEASURES SHALL BE REMOVED AT THE END OF THE CONSTRUCTION OPERATIONS.

20. CONTRACTOR SHALL BE RESPONSIBLE FOR THE PROVISION OF SIGNS, BARRICADES, STRIPING, OR OTHER WARNING DEVICES FURNISHED WHEN NECESSARY TO SAFELY GUIDE TRAFFIC THROUGH THE CONSTRUCTION AREA.

HOUSTON AIRPORT SYSTEM
GEORGE BUSH INTERCONTINENTAL
AIRPORT/HOUSTON TEXAS

Kimley»Horn
KIMLEY-HORN AND ASSOCIATES, INC.
1400 WOODLOCH FOREST DRIVE, SUITE 225
THE WOODLANDS, TX 77380
PHONE: 281-475-6219
TBPE FIRM REGISTRATION: F-928
WWW.KIMLEY-HORN.COM

REVISIONS

NO.	DESCRIPTION	DATE	BY

PARKING ACCESS AND REVENUE CONTROL SYSTEMS (PARCS) WILLIAM P. HOBBY AIRPORT (HOU)

TRAFFIC CONTROL GENERAL NOTES

PROJECT MGR:	CDR
DESIGNER:	IMR
DRAWN BY:	KHA
CHECKED BY:	MI
SCALE:	NTS
DATE:	02/25/2020

STATE OF TEXAS
P. MANU ISAAC
87756
LICENSED
PROFESSIONAL ENGINEER
02/25/2020

APPROVED BY: DATE:

DIRECTOR
HOUSTON AIRPORT SYSTEM

PROJECT NO.
067810800

C.I.P. NO.

H.A.S. NO.
PN HKE-PARCS-2020-003

SHEET NO.
TCP-01

GENERAL NOTES

1. The Contractor shall provide and install traffic control devices in conformance with Part VI of the Texas Manual on Traffic Control Devices (TMUTCD)
2. All signs and traffic control devices shall conform the latest version of the TMUTCD
3. No lanes shall be closed during the hours of 7:00 AM to 9:00 AM and 4:00 PM to 6:00 PM Monday thru Friday without approval of the City Traffic Engineer.
4. No work shall be performed in residential areas from 7:00 PM to 7:00 AM.
5. Contractor shall maintain approved number of through lanes of traffic in each direction during construction working hours. Traffic control plans shall include one-way and/or detour plans. Contractor shall maintain ADA compliant pedestrian access to bus stops and adequate bus access to all the bus stops.
6. Contractor shall maintain traffic lanes and detours according to traffic control plans during working hours.
7. Contractor shall cover open pavement excavations for minor utility work with anchored steel plate during non-working hours, and open lanes for normal traffic flow when feasible.
8. If the Contractor chooses to use a different method of "Traffic Control Plans" during the construction than what is outlined in the contract drawings, the Contractor shall be responsible for prepare and submit an alternate set of traffic control plans to the City of Houston Project Manager for approval ten working days prior to implementation. These plans shall be drawn to scale and reproducible in mylars and shall be sealed by a Licensed Engineer in the State of Texas. Transportation & Drainage Operations representative approval is required to accept the proposed changes.
9. Contractor shall secure lane/sidewalk/bicycle facility closure permits from Transportation & Drainage Operations (Mobility Permit Section at http://www.gims.houstontx.gov/portalWS/MainPortal.aspx) before implementing the traffic control plans, construction sequencing, and construction schedule with the application.
10. Contractor shall have approved traffic control plan and permit at the job site for inspection at all times.
11. During pavement surface restoration projects; the Contractor shall not open closed lanes until the pavement surface has cured enough to allow vehicular traffic according to City of Houston Standard Specifications.
12. The Contractor is responsible for scheduling and coordinating all construction activities with stake holders in the vicinity including emergency response agencies such as Houston Police Department, Houston Fire Department, and Metropolitan Transit Authority.
13. Contractor shall be responsible for issuing all work directives to all sub-contractors, utility companies, and all other entities performing construction work associated with the project.
14. Nothing in these notes or plans shall relieve the Contractor of the responsibility for job site conditions during the course of construction of the project; including safety of all modes of transportation, persons, and property, and that this requirement shall apply continuously and not be limited to working hours.
15. The Transportation & Drainage Operations (Mobility Permits Group) per the direction of the City Traffic Engineer have the right to demand the installation of additional traffic control devices or modifications of these plans and notes, as deemed necessary to promote the safe and orderly flow of traffic, including pedestrians and bicycles, through the construction work zone. The Contractor shall comply with these additional requests or modifications with due diligence.
16. All existing traffic control signs and pavement markings shall be maintained in visible locations during construction unless prior written approval is obtained from City of Houston Project Manager. The Contractor shall restore or replace (at the discretion of the City Traffic Engineer) any pavement marking or signing damage during construction operations, including Raised Pavement Markers (RPMs).
17. When entering or leaving roadways carrying public traffic, the Contractor's equipment whether empty or loaded shall in all cases yield to public traffic with assistance of Contractor provided certified flagger/peace officer.
18. Access to driveways adjacent to the construction work zone shall be maintained at all times as much as possible. Additional cones delineators may be required to delineate the driveway access route through the construction zone. A minimum of a travel lane shall be maintained across the driveways, unless prior written approval is obtained from City of Houston Project Manager.
19. Spillage resulting from hauling operations along or across any public traveled way shall be removed immediately by the Contractor.
20. The Contractor shall submit an application for temporary parking restrictions if there are parking meters located at the proposed lane closures from Parking Management Division (832-393-8690) at least ten business days before implementation of lane closures. In addition, temporary no parking signs shall be posted 24 hours prior to commencement of work.
21. Additional off duty officers/flaggers may be requested to direct traffic when lanes are blocked at the discretion of the City Project Manager even if they are not specifically identified on the project plans.
22. The Contractor shall replace within 72 hours, all traffic signal loop detectors damaged during construction.
23. In general, a solar powered flashing arrow board shall be required on all major thoroughfare lanes closures. Exceptions to flashing arrow boards and/or implementation on residential lane closures shall be approved by City Traffic Engineer.
24. Approved traffic control plan shall be in place before starting any excavation.

SPACING FOR CHANNELIZING DEVICES

A. Plastic drums on merging taper @ 30' c - c with chevron sign @ 60' c - c and warning lights for overnight closure.
B. Plastic drums on downstream taper @ 30' c - c (return taper and barricade are optional and divided roadway section)
C. Plastic drums on radii @ 35' c -c.
D. Plastic drums on tangent @ 35' c - c with vertical panel at 70' c - c and approved warning light @ 70' c - c (for overnight closure).
E. Plastic drums in front of construction zone @ 20' c - c with vertical panel at 40' c - c and approved warning light @ 40' c - c (for overnight closure).
F. Concrete Traffic Barrier (CTB) or Low Profile Concrete Traffic Barrier (LPCTB) with approved reflectors @ 10' c - c if pavement drop is greater than 1 foot.
G. Plastic drums w/Guard rail mounted.
H. Self- Righting vertical panel spacing.
   - 4 lanes to 2 lanes undivided roadway section @ 20' c - c.
   - 4 lanes divided roadway to one side two way roadway @ 20' c - c.
   - Left lane and right lane storage bays @ 15' c - c.

I. Spacing shown on traffic control shall supersede the above spacing.
J. Spacing may be adjusted to provide driveways, intersections and /or median openings.

CHANNELIZATION AND BARRICADES

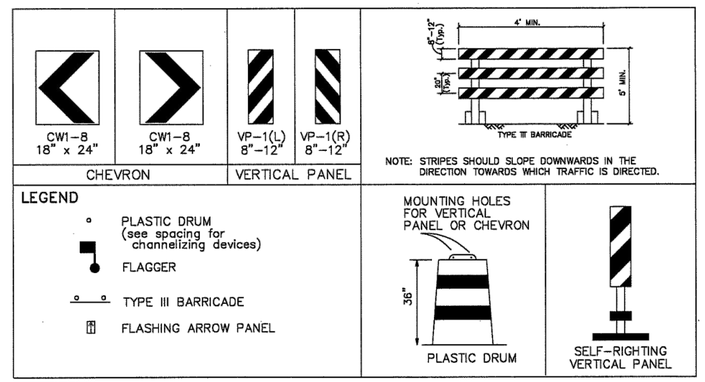

TYPICAL SIGN SPACING, TAPER LENGTHS, AND SUGGESTED SPACING OF CHANNELIZATION DEVICES

		Min. Desirable Taper Length "L"			Suggested Maximum Spacing Of Device	
Posted Speed (mph)	Sign Spacing "X"	10' Offset	11' Offset	12' Offset	On a Taper	On a Tangent
30	120'	150'	165'	180'	30'	60' - 75'
35	160'	205'	225'	245'	35'	70' - 90'
40	240'	265'	295'	320'	40'	80' - 100'
45	320'	450'	495'	540'	45'	90' - 110'
50	400'	500'	550'	600'	50'	100' - 125'
55	500'	550'	605'	660'	55'	110' - 140'

CITY OF HOUSTON
HOUSTON PUBLIC WORKS

TCP NOTES
CHANNELIZING DEVICES
AND BARRICADES
(NOT TO SCALE)

CITY TRAFFIC ENGINEER
CITY ENGINEER

DIRECTOR OF
HOUSTON PUBLIC WORKS

EFF DATE: JUL-01-2018

DWG NO: 01512-01

HOUSTON AIRPORT SYSTEM
GEORGE BUSH INTERCONTINENTAL
AIRPORT/HOUSTON TEXAS

Kimley»Horn
KIMLEY-HORN AND ASSOCIATES, INC.
1400 WOODLOCH FOREST DRIVE, SUITE 225
THE WOODLANDS, TX 77380
PHONE: 281-475-6219
TBPE FIRM REGISTRATION F-928
WWW.KIMLEY-HORN.COM

REVISIONS

NO.	DESCRIPTION	DATE	BY

PARKING ACCESS AND REVENUE CONTROL SYSTEMS (PARCS) WILLIAM P. HOBBY AIRPORT (HOU)
CHANNELZING DEVICES STANDARD

PROJECT MGR:	CDR
DESIGNER:	IMR
DRAWN BY:	KHA
CHECKED BY:	MI
SCALE:	NTS
DATE:	02/25/2020

STATE OF TEXAS
P. MANU ISAAC
87756
LICENSED
PROFESSIONAL ENGINEER
02/25/2020

APPROVED BY: DATE:

DIRECTOR
HOUSTON AIRPORT SYSTEM

PROJECT NO.
067810800

C.I.P. NO.

H.A.S. NO.
PN HKE-PARCS-2020-003

SHEET NO.
TCP-02

K:\DAL_TPTO\1project\TCP Designs\Houston Airport System\CAD\HOBBY TCP (notes and standards).dwg Feb 27, 2020 8:20am

PHASE 2 - STEP A

LEGEND

- BARREL (DRUM)/ CHANNELIZING DEVICE
- SIGN
- TYPE 3 BARRICADE
- DIRECTION OF TRAVEL
- WORK AREA
- FLAGGER
- FLAGGER STATION

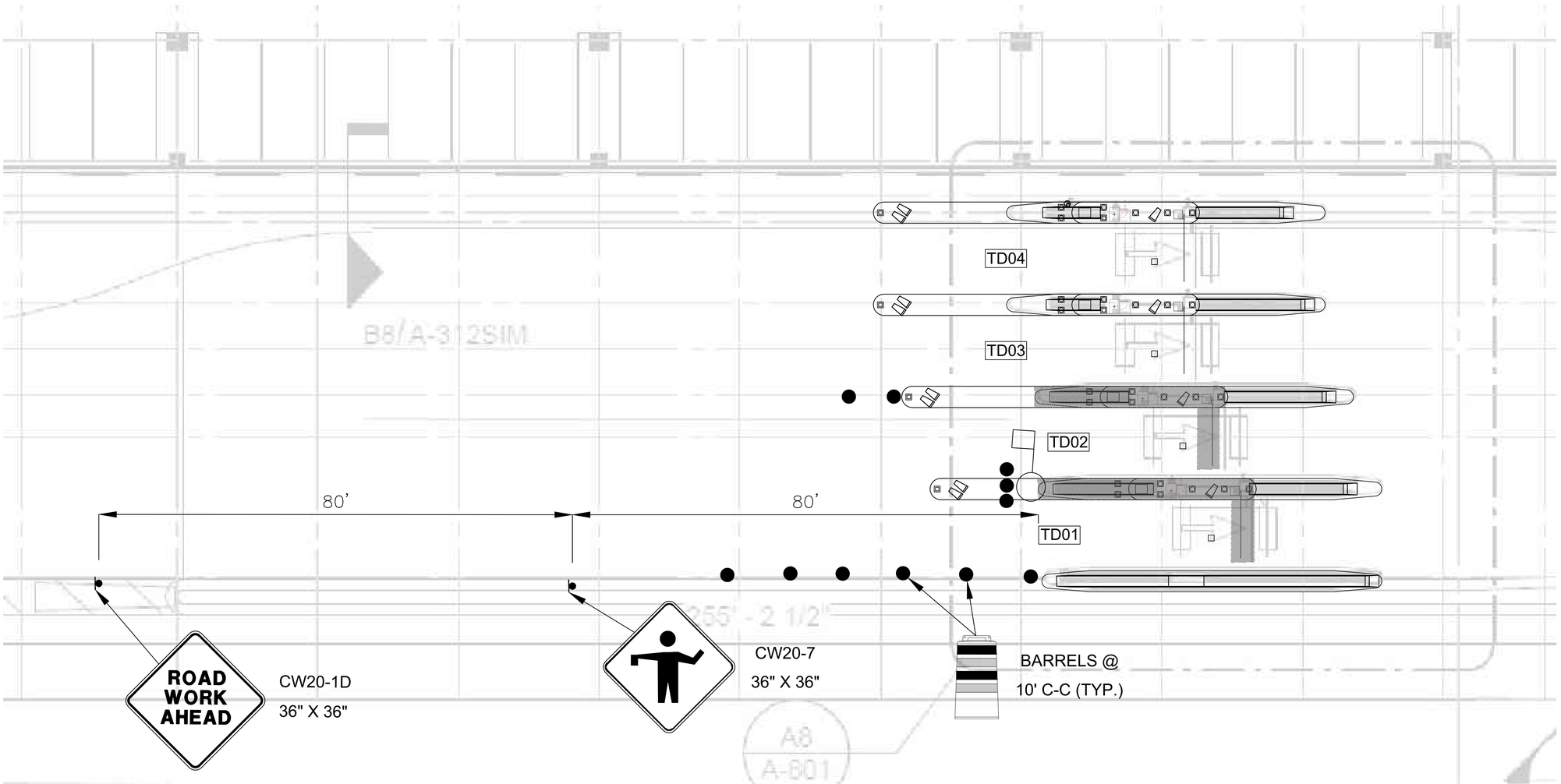

1 CX1-100 HOBBY GARAGE ENTRY LOCATION (GROUND LEVEL)

SCALE: 1"=100'-0"

HOUSTON AIRPORT SYSTEM
GEORGE BUSH INTERCONTINENTAL AIRPORT/HOUSTON TEXAS

Kimley»Horn
KIMLEY-HORN AND ASSOCIATES, INC.
1400 WOODLOCH FOREST DRIVE, SUITE 225
THE WOODLANDS, TX 77380
PHONE: 281-419-5616
TBPE FIRM REGISTRATION F-928
WWW.KIMLEY-HORN.COM

REVISIONS

NO.	DESCRIPTION	DATE	BY

PARKING ACCESS AND REVENUE CONTROL SYSTEMS (PARCS) WILLIAM P. HOBBY AIRPORT (HOU)

TRAFFIC CONTROL PLAN

PROJECT MGR:	CDR
DESIGNER:	IMR
DRAWN BY:	KHA
CHECKED BY:	MI
SCALE:	NTS
DATE:	02/25/2020

STATE OF TEXAS
P. MANU ISAAC
87756
LICENSED
PROFESSIONAL ENGINEER
02/25/2020

APPROVED BY: DATE:

DIRECTOR
HOUSTON AIRPORT SYSTEM

PROJECT NO.
067810800

C.I.P. NO.

H.A.S. NO.
PN HKE-PARCS-2020-003

SHEET NO.
TCP-1

PHASE 2 - STEP B

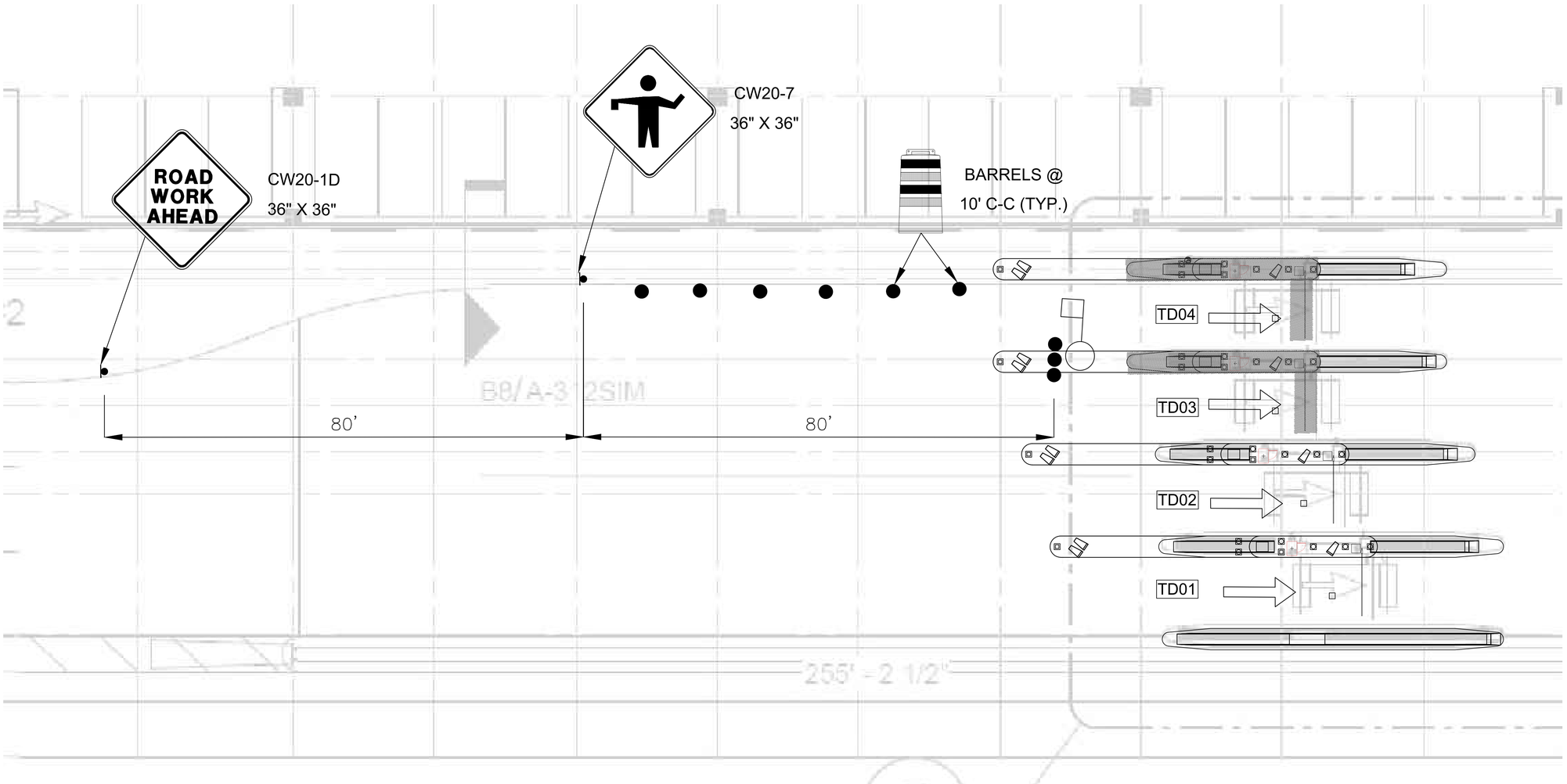

1
CX1-100
HOBBY GARAGE ENTRY LOCATION (GROUND LEVEL)
SCALE: 1"=100'-0"

LEGEND

- BARREL (DRUM)/ CHANNELIZING DEVICE
- SIGN
- TYPE 3 BARRICADE
- DIRECTION OF TRAVEL
- WORK AREA
- FLAGGER
- FLAGGER STATION

HOUSTON AIRPORT SYSTEM
GEORGE BUSH INTERCONTINENTAL
AIRPORT/HOUSTON TEXAS

Kimley»Horn
KIMLEY-HORN AND ASSOCIATES, INC.
1400 WOODLOCH FOREST DRIVE, SUITE 225
THE WOODLANDS, TX 77380
PHONE: 281-472-5219
TBPE FIRM REGISTRATION F-928
WWW.KIMLEY-HORN.COM

REVISIONS

NO.	DESCRIPTION	DATE	BY

PARKING ACCESS AND REVENUE CONTROL SYSTEMS (PARCS) WILLIAM P. HOBBY AIRPORT (HOU)

TRAFFIC CONTROL PLAN

PROJECT MGR:	CDR
DESIGNER:	IMR
DRAWN BY:	KHA
CHECKED BY:	MI
SCALE:	NTS
DATE:	02/25/2020

STATE OF TEXAS
P. MANU ISAAC
87756
LICENSED
PROFESSIONAL ENGINEER
02/25/2020

APPROVED BY: DATE:

DIRECTOR
HOUSTON AIRPORT SYSTEM

PROJECT NO.
067810800

C.I.P. NO.

H.A.S. NO.
PN HKE-PARCS-2020-003

SHEET NO.
TCP-2

C:\Users\Iman.Rahim\appdata\local\temp\AcPublish_17032\HOBBY TCP.dwg Feb 26, 2020 9:59am

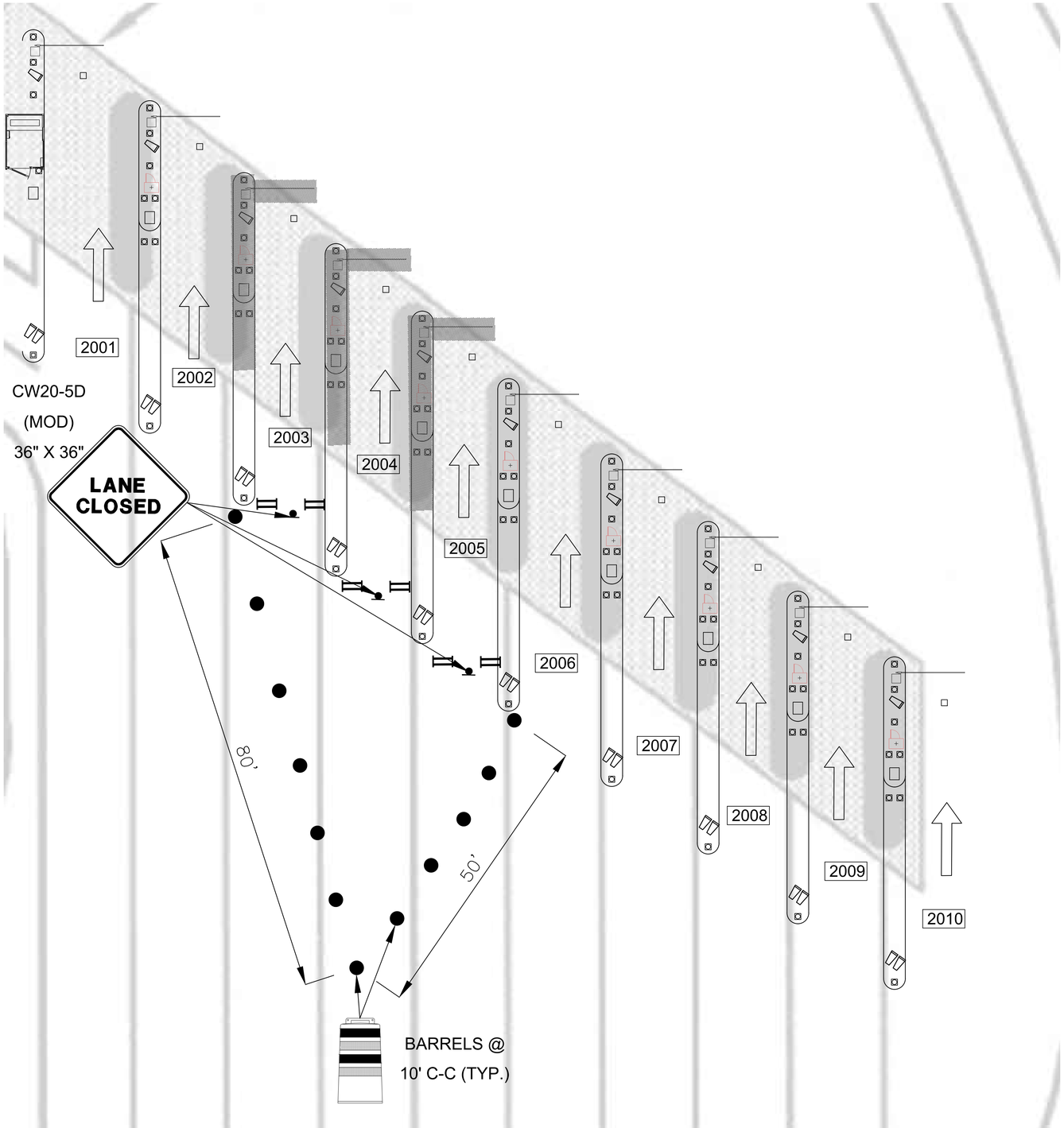

1
CX1-102
HOBBY GARAGE EXIT LOCATION (GROUND LEVEL)
SCALE: 1"=100'-0"

LEGEND

- BARREL (DRUM)/ CHANNELIZING DEVICE
- SIGN
- TYPE 3 BARRICADE
- DIRECTION OF TRAVEL
- WORK AREA
- FLAGGER
- FLAGGER STATION

PHASE 2 - STEP A

HOUSTON AIRPORT SYSTEM
GEORGE BUSH INTERCONTINENTAL AIRPORT/HOUSTON TEXAS

Kimley»Horn
KIMLEY-HORN AND ASSOCIATES, INC.
1400 WOODLOCH FOREST DRIVE, SUITE 225
THE WOODLANDS, TX 77380
PHONE: 281-475-2616
TBPE FIRM REGISTRATION F-928
WWW.KIMLEY-HORN.COM

REVISIONS

NO.	DESCRIPTION	DATE	BY

PARKING ACCESS AND REVENUE CONTROL SYSTEMS (PARCS) WILLIAM P. HOBBY AIRPORT (HOU)

TRAFFIC CONTROL PLAN

PROJECT MGR:	CDR
DESIGNER:	IMR
DRAWN BY:	KHA
CHECKED BY:	MI
SCALE:	NTS
DATE:	02/25/2020

STATE OF TEXAS
P. MANU ISAAC
87756
LICENSED
PROFESSIONAL ENGINEER
02/25/2020

APPROVED BY: DATE:

DIRECTOR
HOUSTON AIRPORT SYSTEM

PROJECT NO.
067810800

C.I.P. NO.

H.A.S. NO.
PN HKE-PARCS-2020-003

SHEET NO.
TCP-3

C:\Users\Iman.Rahim\appdata\local\temp\AcPublish_17032\HOBBY TCP.dwg Feb 26, 2020 9:59am

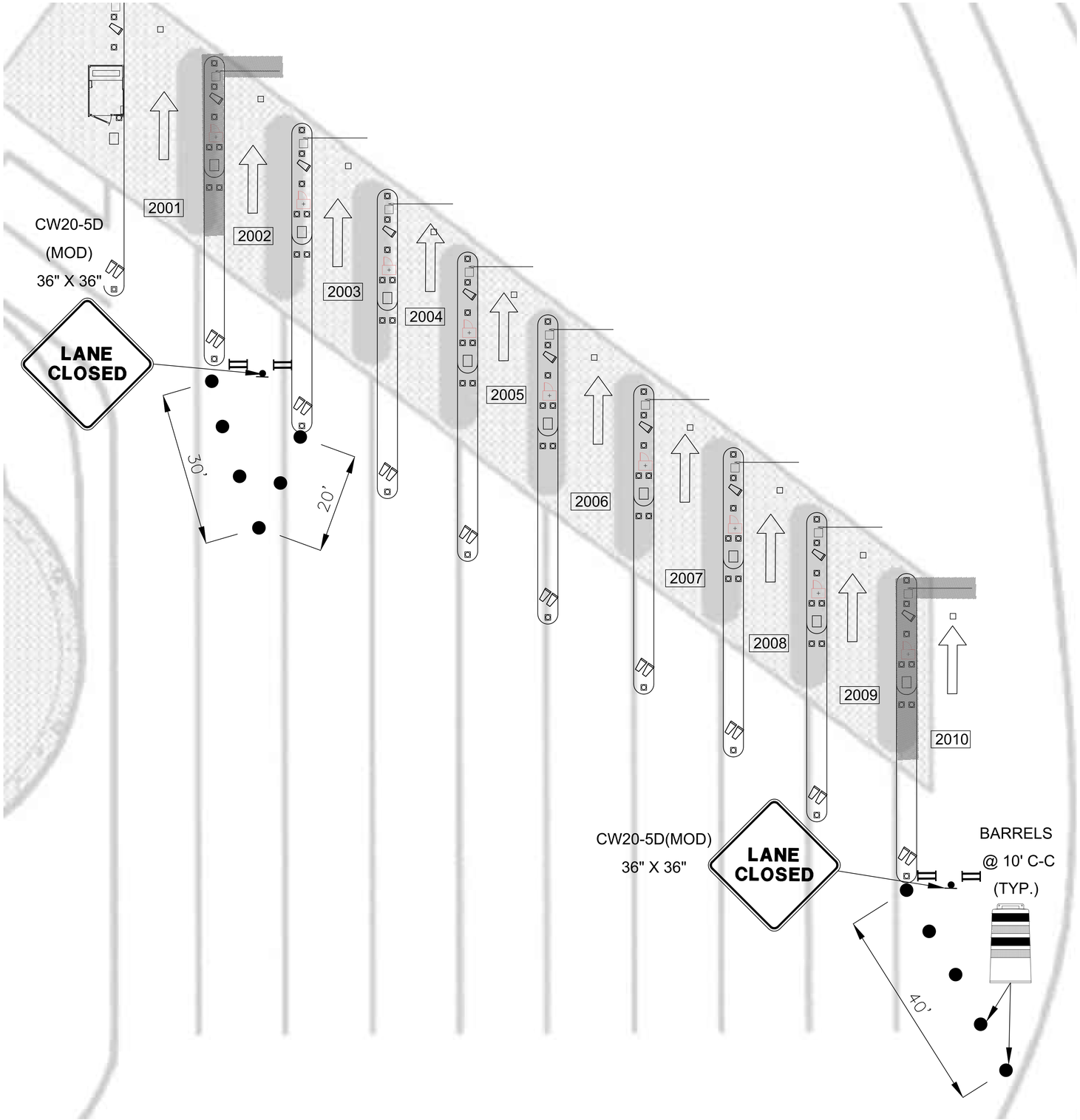

PHASE 2 - STEP B

1 / CX1-102 HOBBY GARAGE EXIT LOCATION (GROUND LEVEL)
SCALE: 1"=100'-0"

LEGEND

- BARREL (DRUM)/ CHANNELIZING DEVICE
- SIGN
- TYPE 3 BARRICADE
- DIRECTION OF TRAVEL
- WORK AREA
- FLAGGER
- FLAGGER STATION

HOUSTON AIRPORT SYSTEM
GEORGE BUSH INTERCONTINENTAL AIRPORT/HOUSTON TEXAS

Kimley»Horn
KIMLEY-HORN AND ASSOCIATES, INC.
1400 WOODLOCH FOREST DRIVE, SUITE 225
THE WOODLANDS, TX 77380
PHONE: 281-419-5616
TBPE FIRM REGISTRATION F-928
WWW.KIMLEY-HORN.COM

REVISIONS

NO.	DESCRIPTION	DATE	BY

PARKING ACCESS AND REVENUE CONTROL SYSTEMS (PARCS) WILLIAM P. HOBBY AIRPORT (HOU)
TRAFFIC CONTROL PLAN

PROJECT MGR:	CDR
DESIGNER:	IMR
DRAWN BY:	KHA
CHECKED BY:	MI
SCALE:	NTS
DATE:	02/25/2020

STATE OF TEXAS
P. MANU ISAAC
87756
LICENSED
PROFESSIONAL ENGINEER
02/25/2020

APPROVED BY: DATE:

DIRECTOR
HOUSTON AIRPORT SYSTEM

PROJECT NO. 067810800
C.I.P. NO.
H.A.S. NO. PN HKE-PARCS-2020-003
SHEET NO. TCP-4

C:\Users\Iman.Rahim\appdata\local\temp\AcPublish_17032\HOBBY TCP.dwg Feb 26, 2020 9:59am

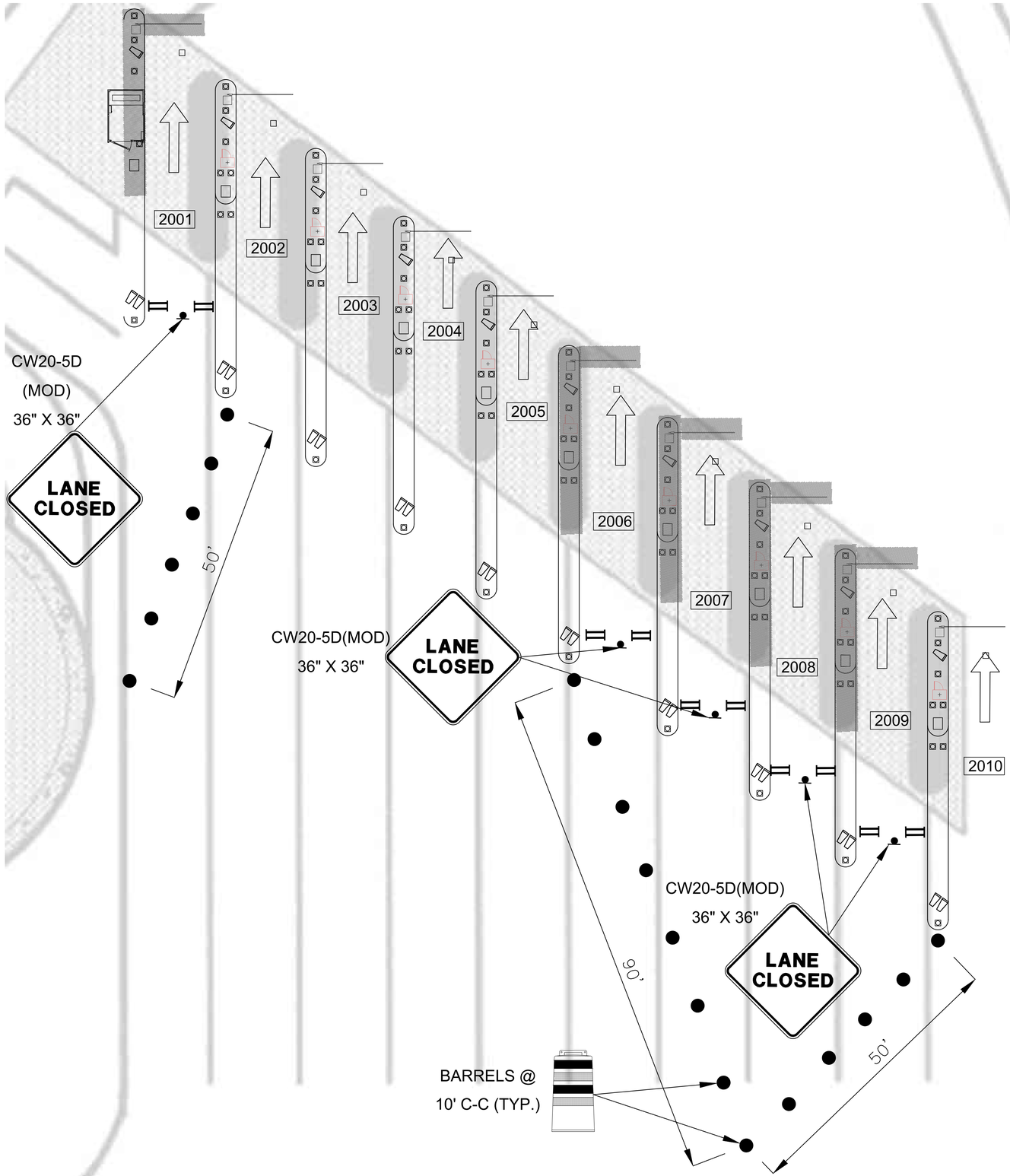

LEGEND

- BARREL (DRUM)/ CHANNELIZING DEVICE
- SIGN
- TYPE 3 BARRICADE
- DIRECTION OF TRAVEL
- WORK AREA
- FLAGGER
- FLAGGER STATION

PHASE 2 - STEP C

1 / CX1-102 HOBBY GARAGE EXIT LOCATION (GROUND LEVEL)
SCALE: 1"=100'-0"

HOUSTON AIRPORT SYSTEM
GEORGE BUSH INTERCONTINENTAL AIRPORT/HOUSTON TEXAS

Kimley»Horn
KIMLEY-HORN AND ASSOCIATES, INC.
1400 WOODLOCH FOREST DRIVE, SUITE 225
THE WOODLANDS, TX 77380
PHONE: 281-475-2616
TBPE FIRM REGISTRATION F-928
WWW.KIMLEY-HORN.COM

REVISIONS

NO.	DESCRIPTION	DATE	BY

PARKING ACCESS AND REVENUE CONTROL SYSTEMS (PARCS) WILLIAM P. HOBBY AIRPORT (HOU)

TRAFFIC CONTROL PLAN

PROJECT MGR:	CDR
DESIGNER:	IMR
DRAWN BY:	KHA
CHECKED BY:	MI
SCALE:	NTS
DATE:	02/25/2020

STATE OF TEXAS
P. MANU ISAAC
87756
LICENSED
PROFESSIONAL ENGINEER
02/25/2020

APPROVED BY: DATE:

DIRECTOR
HOUSTON AIRPORT SYSTEM

PROJECT NO. 067810800
C.I.P. NO.
H.A.S. NO. PN HKE-PARCS-2020-003
SHEET NO. TCP-5

C:\Users\Iman.Rahim\appdata\local\temp\AcPublish_17032\HOBBY TCP.dwg Feb 26, 2020 9:59am

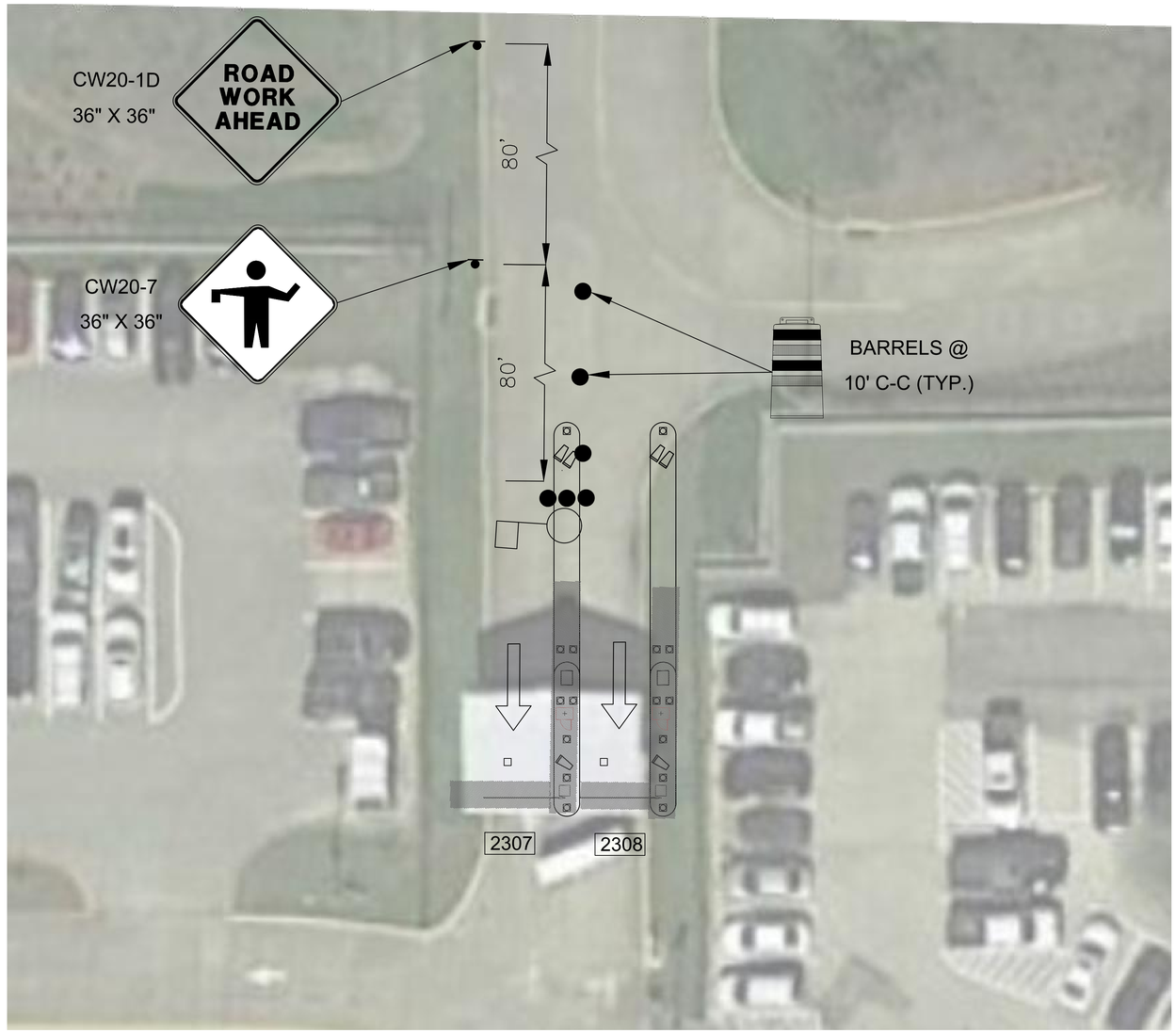

1
CX1-105
HOBBY ECOPARK ENTRY LOCATION (GROUND LEVEL)
SCALE: 1"=100'-0"

LEGEND

- BARREL (DRUM)/ CHANNELIZING DEVICE
- SIGN
- TYPE 3 BARRICADE
- DIRECTION OF TRAVEL
- WORK AREA
- FLAGGER
- FLAGGER STATION

PHASE 2

HOUSTON AIRPORT SYSTEM
GEORGE BUSH INTERCONTINENTAL
AIRPORT/HOUSTON TEXAS

Kimley»Horn
KIMLEY-HORN AND ASSOCIATES, INC.
1400 WOODLOCH FOREST DRIVE, SUITE 225
THE WOODLANDS, TX 77380
PHONE: 281-472-6291
TBPE FIRM REGISTRATION F-928
WWW.KIMLEY-HORN.COM

REVISIONS

NO.	DESCRIPTION	DATE	BY

PARKING ACCESS AND REVENUE CONTROL SYSTEMS (PARCS) WILLIAM P. HOBBY AIRPORT (HOU)

TRAFFIC CONTROL PLAN

PROJECT MGR:	CDR
DESIGNER:	IMR
DRAWN BY:	KHA
CHECKED BY:	MI
SCALE:	NTS
DATE:	02/25/2020

STATE OF TEXAS
P. MANU ISAAC
87756
LICENSED
PROFESSIONAL ENGINEER
02/25/2020

APPROVED BY: DATE:

DIRECTOR
HOUSTON AIRPORT SYSTEM

PROJECT NO.
067810800
C.I.P. NO.
H.A.S. NO.
PN HKE-PARCS-2020-003
SHEET NO.
TCP-6

C:\Users\Iman.Rahim\appdata\local\temp\AcPublish_17032\HOBBY TCP.dwg Feb 26, 2020 9:59am



1
CX1-106
HOBBY ECOPARK EXIT LOCATION (GROUND LEVEL)
SCALE: 1"=100'-0"

PHASE 2 - STEP A

LEGEND

- BARREL (DRUM)/ CHANNELIZING DEVICE
- SIGN
- TYPE 3 BARRICADE
- DIRECTION OF TRAVEL
- WORK AREA
- FLAGGER
- FLAGGER STATION

HOUSTON AIRPORT SYSTEM
GEORGE BUSH INTERCONTINENTAL AIRPORT/HOUSTON TEXAS

Kimley»Horn
KIMLEY-HORN AND ASSOCIATES, INC.
1400 WOODLOCH FOREST DRIVE, SUITE 225
THE WOODLANDS, TX 77380
PHONE: 281-419-5616
TBPE FIRM REGISTRATION F-928
WWW.KIMLEY-HORN.COM

REVISIONS

NO.	DESCRIPTION	DATE	BY

PARKING ACCESS AND REVENUE CONTROL SYSTEMS (PARCS) WILLIAM P. HOBBY AIRPORT (HOU)
TRAFFIC CONTROL PLAN

PROJECT MGR:	CDR
DESIGNER:	IMR
DRAWN BY:	KHA
CHECKED BY:	MI
SCALE:	NTS
DATE:	02/25/2020

STATE OF TEXAS
P. MANU ISAAC
87756
LICENSED
PROFESSIONAL ENGINEER
02/25/2020

APPROVED BY: DATE:

DIRECTOR
HOUSTON AIRPORT SYSTEM

PROJECT NO.
067810800
C.I.P. NO.
H.A.S. NO.
PN HKE-PARCS-2020-003
SHEET NO.
TCP-7

C:\Users\Iman.Rahim\appdata\local\temp\AcPublish_17032\HOBBY TCP.dwg Feb 26, 2020 9:59am

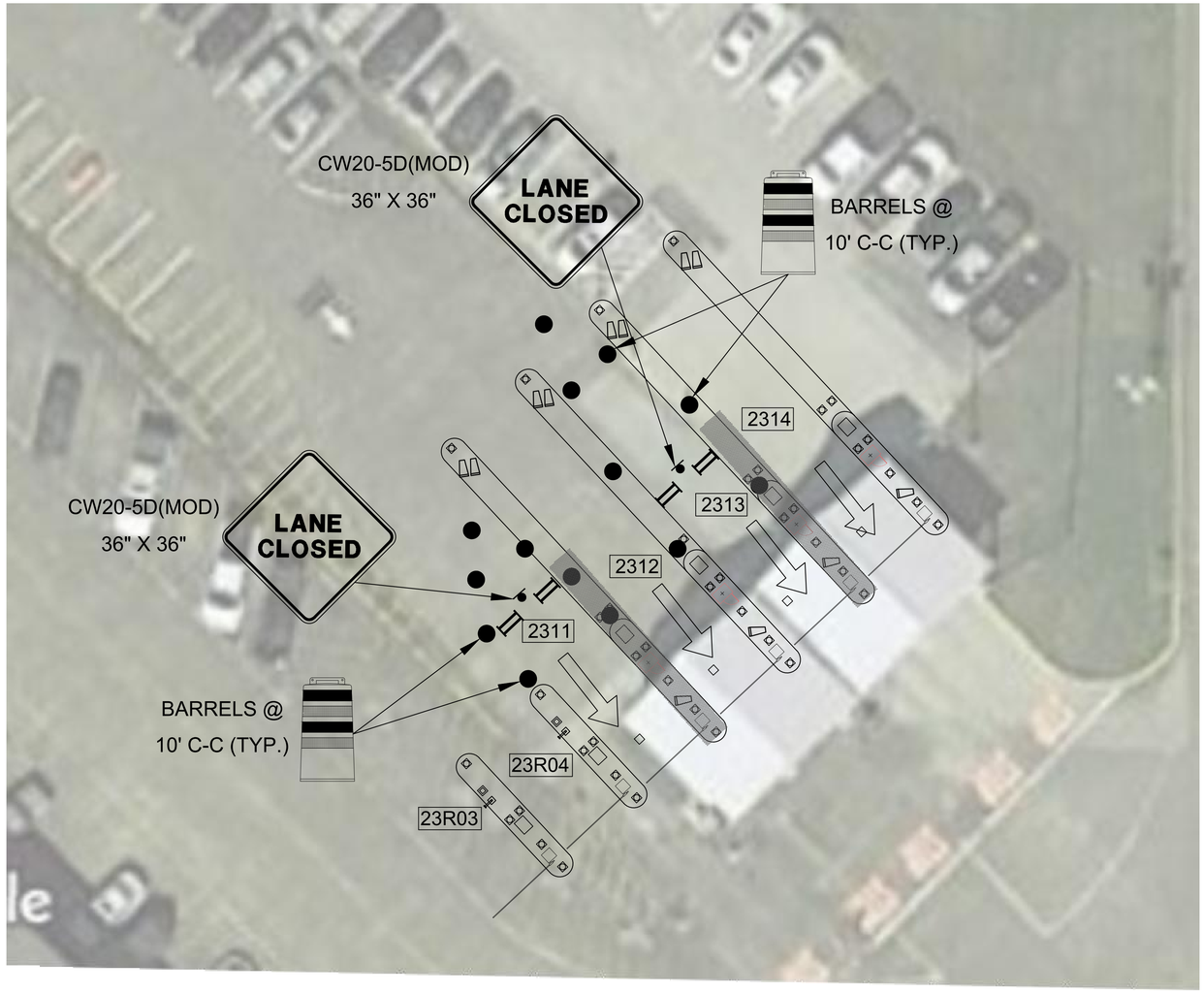

1
CX1-106
HOBBY ECOPARK EXIT LOCATION (GROUND LEVEL)
SCALE: 1"=100'-0"

PHASE 2 - STEP B

LEGEND

- BARREL (DRUM)/ CHANNELIZING DEVICE
- SIGN
- TYPE 3 BARRICADE
- DIRECTION OF TRAVEL
- WORK AREA
- FLAGGER
- FLAGGER STATION

HOUSTON AIRPORT SYSTEM
GEORGE BUSH INTERCONTINENTAL
AIRPORT/HOUSTON TEXAS

Kimley»Horn
KIMLEY-HORN AND ASSOCIATES, INC.
1400 WOODLOCH FOREST DRIVE, SUITE 225
THE WOODLANDS, TX 77380
PHONE: 281-419-5616
TBPE FIRM REGISTRATION F-928
WWW.KIMLEY-HORN.COM

REVISIONS

NO.	DESCRIPTION	DATE	BY

PARKING ACCESS AND REVENUE CONTROL SYSTEMS (PARCS) WILLIAM P. HOBBY AIRPORT (HOU)
TRAFFIC CONTROL PLAN

PROJECT MGR:	CDR
DESIGNER:	IMR
DRAWN BY:	KHA
CHECKED BY:	MI
SCALE:	NTS
DATE:	02/25/2020

STATE OF TEXAS
P. MANU ISAAC
87756
LICENSED
PROFESSIONAL ENGINEER
02/25/2020

APPROVED BY: DATE:

DIRECTOR
HOUSTON AIRPORT SYSTEM

PROJECT NO.
067810800
C.I.P. NO.
H.A.S. NO.
PN HKE-PARCS-2020-003
SHEET NO.
TCP-8

C:\Users\Iman.Rahim\appdata\local\temp\AcPublish_17032\HOBBY TCP.dwg Feb 26, 2020 9:59am

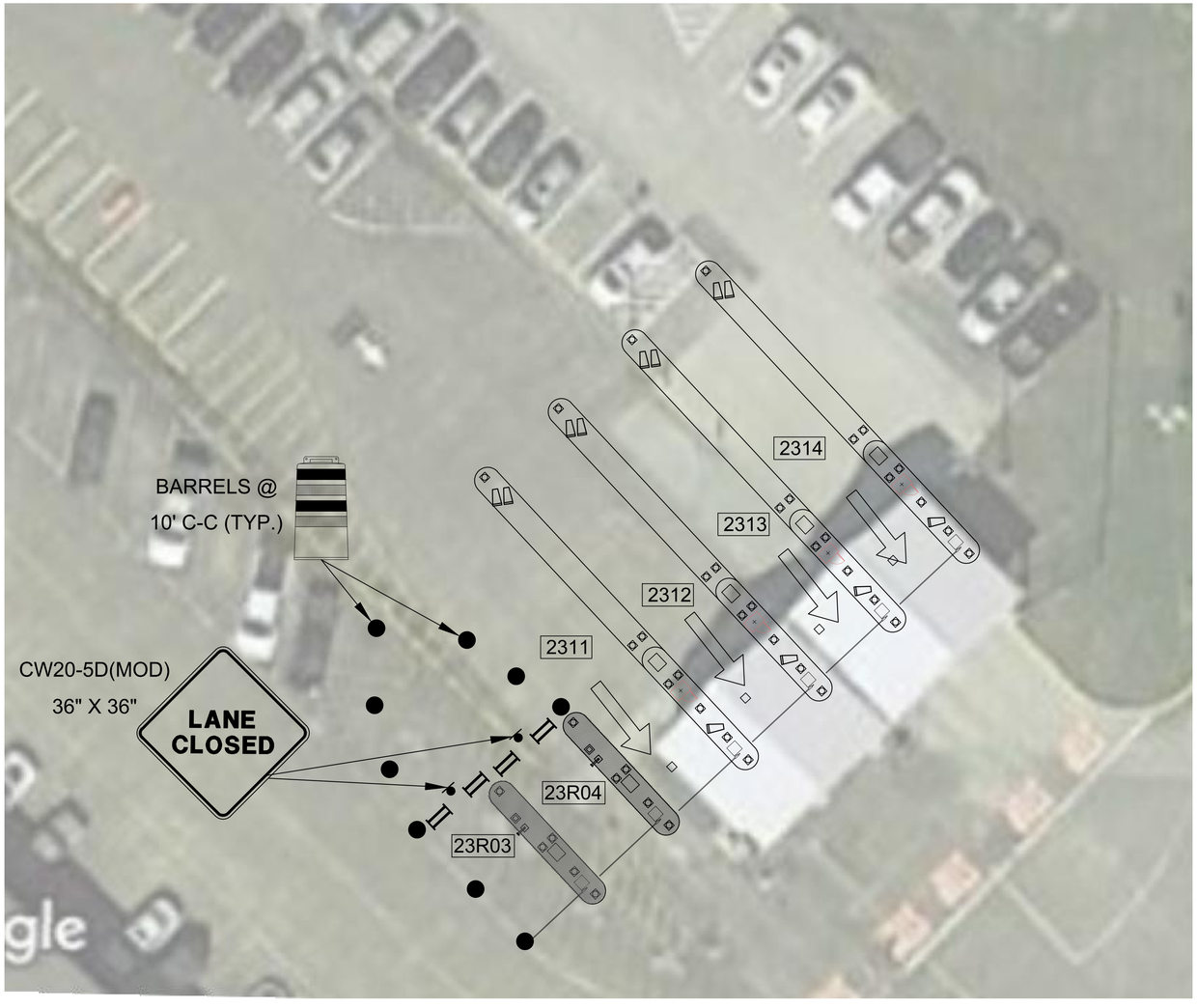

1
CX1-106
HOBBY ECOPARK EXIT LOCATION (GROUND LEVEL)
SCALE: 1"=100'-0"

LEGEND

- BARREL (DRUM)/ CHANNELIZING DEVICE
- SIGN
- TYPE 3 BARRICADE
- DIRECTION OF TRAVEL
- WORK AREA
- FLAGGER
- FLAGGER STATION

PHASE 2 - STEP C

HOUSTON AIRPORT SYSTEM
GEORGE BUSH INTERCONTINENTAL
AIRPORT/HOUSTON TEXAS

Kimley»Horn
KIMLEY-HORN AND ASSOCIATES, INC.
1400 WOODLOCH FOREST DRIVE, SUITE 225
THE WOODLANDS, TX 77380
PHONE: 281-419-5616
TBPE FIRM REGISTRATION F-928
WWW.KIMLEY-HORN.COM

REVISIONS

NO.	DESCRIPTION	DATE	BY

PARKING ACCESS AND REVENUE CONTROL SYSTEMS (PARCS) WILLIAM P. HOBBY AIRPORT (HOU)
TRAFFIC CONTROL PLAN

PROJECT MGR:	CDR
DESIGNER:	IMR
DRAWN BY:	KHA
CHECKED BY:	MI
SCALE:	NTS
DATE:	02/25/2020

STATE OF TEXAS
P. MANU ISAAC
87756
LICENSED
PROFESSIONAL ENGINEER
02/25/2020

APPROVED BY: DATE:

DIRECTOR
HOUSTON AIRPORT SYSTEM

PROJECT NO.
067810800
C.I.P. NO.
H.A.S. NO.
PN HKE-PARCS-2020-003
SHEET NO.
TCP-9

C:\Users\Iman.Rahim\appdata\local\temp\AcPublish_17032\HOBBY TCP.dwg Feb 26, 2020 9:59am



LEGEND

- BARREL (DRUM)/ CHANNELIZING DEVICE
- SIGN
- TYPE 3 BARRICADE
- DIRECTION OF TRAVEL
- WORK AREA
- FLAGGER
- FLAGGER STATION

PHASE 2

1 / CX1-107 HOBBY ECOPARK CONTRACT ENTRY LOCATION (GROUND LEVEL)

SCALE: 1"=100'-0"

HOUSTON AIRPORT SYSTEM
GEORGE BUSH INTERCONTINENTAL
AIRPORT/HOUSTON TEXAS

Kimley»Horn
KIMLEY-HORN AND ASSOCIATES, INC.
1400 WOODLOCH FOREST DRIVE, SUITE 225
THE WOODLANDS, TX 77380
PHONE: 281-419-5616
TBPE FIRM REGISTRATION F-928
WWW.KIMLEY-HORN.COM

REVISIONS

NO.	DESCRIPTION	DATE	BY

PARKING ACCESS AND REVENUE CONTROL SYSTEMS (PARCS) WILLIAM P. HOBBY AIRPORT (HOU)

TRAFFIC CONTROL PLAN

PROJECT MGR:	CDR
DESIGNER:	IMR
DRAWN BY:	KHA
CHECKED BY:	MI
SCALE:	NTS
DATE:	02/25/2020

STATE OF TEXAS
P. MANU ISAAC
87756
LICENSED
PROFESSIONAL ENGINEER
02/25/2020

APPROVED BY: DATE:

DIRECTOR
HOUSTON AIRPORT SYSTEM

PROJECT NO. 067810800

C.I.P. NO.

H.A.S. NO. PN HKE-PARCS-2020-003

SHEET NO. TCP-10

C:\Users\Iman.Rahim\appdata\local\temp\AcPublish_17032\HOBBY TCP.dwg Feb 26, 2020 9:59am

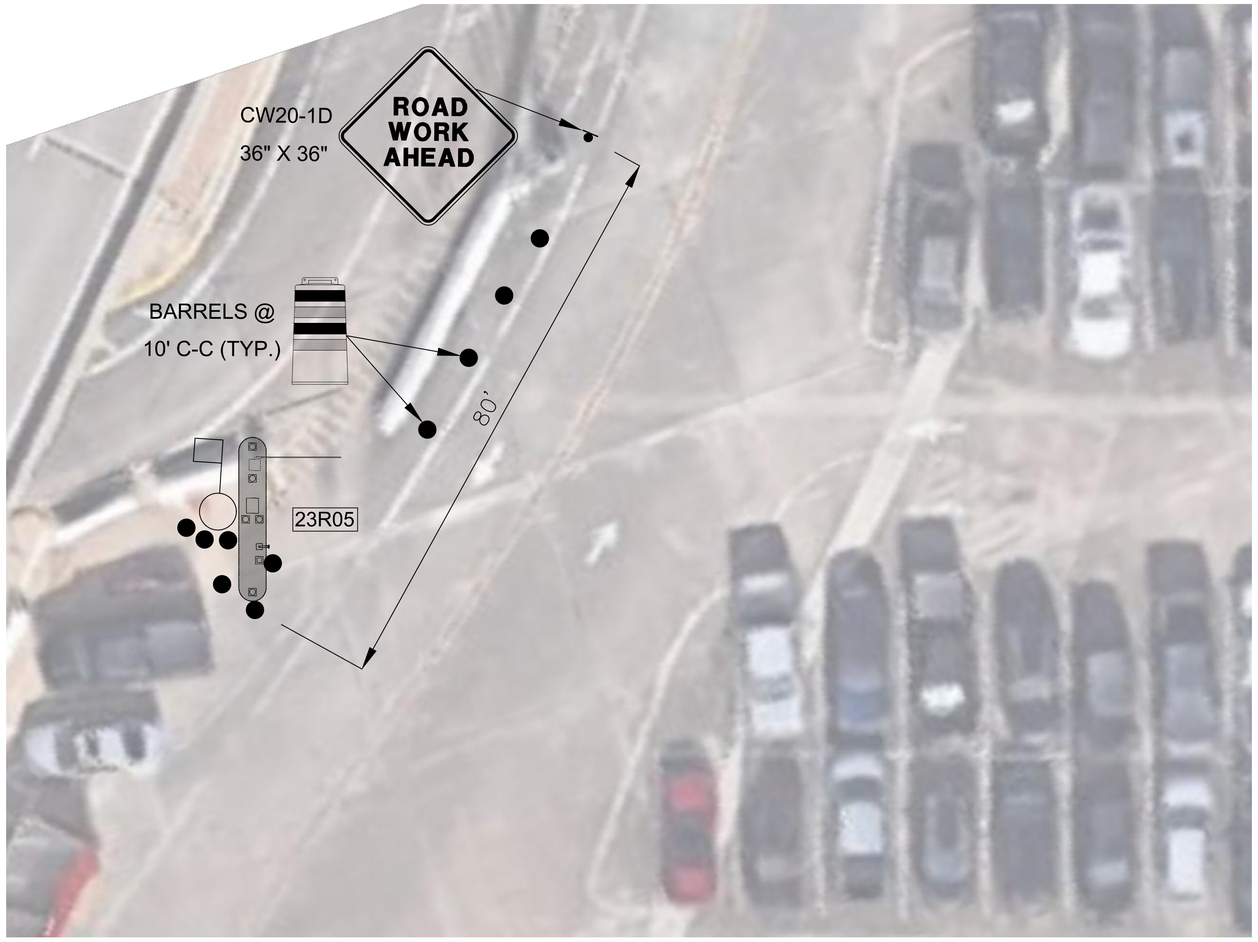

1
CX1-109
HOBBY ECOPARK EMERGENCY EXIT LOCATION (GROUND LEVEL)
SCALE: 1"=100'-0"

LEGEND

- BARREL (DRUM)/ CHANNELIZING DEVICE
- SIGN
- TYPE 3 BARRICADE
- DIRECTION OF TRAVEL
- WORK AREA
- FLAGGER
- FLAGGER STATION

PHASE 2

HOUSTON AIRPORT SYSTEM
GEORGE BUSH INTERCONTINENTAL
AIRPORT/HOUSTON TEXAS

Kimley»Horn
KIMLEY-HORN AND ASSOCIATES, INC.
1400 WOODLOCH FOREST DRIVE, SUITE 225
THE WOODLANDS, TX 77380
PHONE: 281-419-5616
TBPE FIRM REGISTRATION F-928
WWW.KIMLEY-HORN.COM

REVISIONS

NO.	DESCRIPTION	DATE	BY

PARKING ACCESS AND REVENUE CONTROL SYSTEMS (PARCS) WILLIAM P. HOBBY AIRPORT (HOU)

TRAFFIC CONTROL PLAN

PROJECT MGR:	CDR
DESIGNER:	IMR
DRAWN BY:	KHA
CHECKED BY:	MI
SCALE:	NTS
DATE:	02/25/2020

STATE OF TEXAS
P. MANU ISAAC
87756
LICENSED
PROFESSIONAL ENGINEER
02/25/2020

APPROVED BY: DATE:

DIRECTOR
HOUSTON AIRPORT SYSTEM

PROJECT NO.
067810800

C.I.P. NO.

H.A.S. NO.
PN HKE-PARCS-2020-003

SHEET NO.
TCP-11

C:\Users\Iman.Rahim\appdata\local\temp\AcPublish_17032\HOBBY TCP.dwg Feb 26, 2020 9:59am

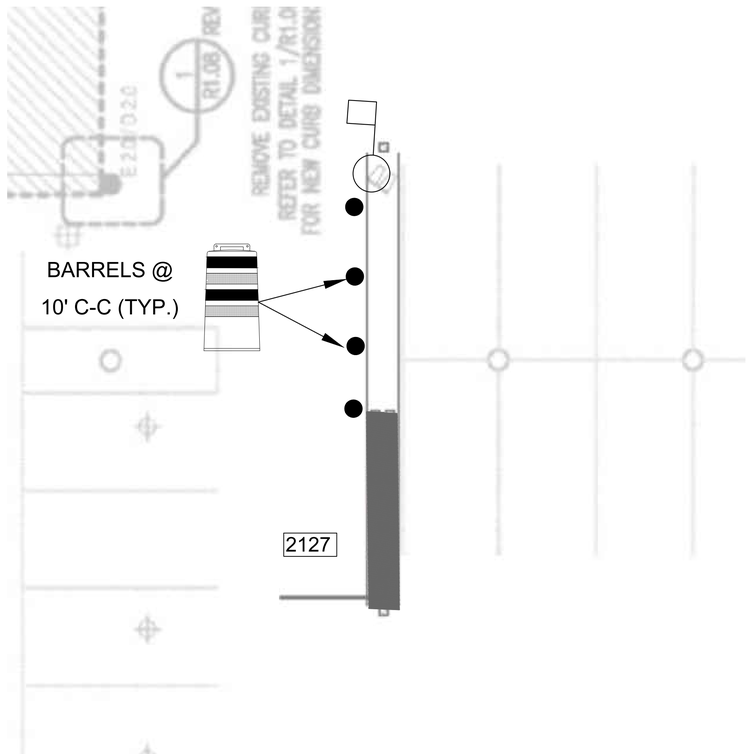

1 CX1-103 HOBBY GARAGE VALET ENTRY LOCATION (LEVEL 2)
SCALE: 1"=100'-0"

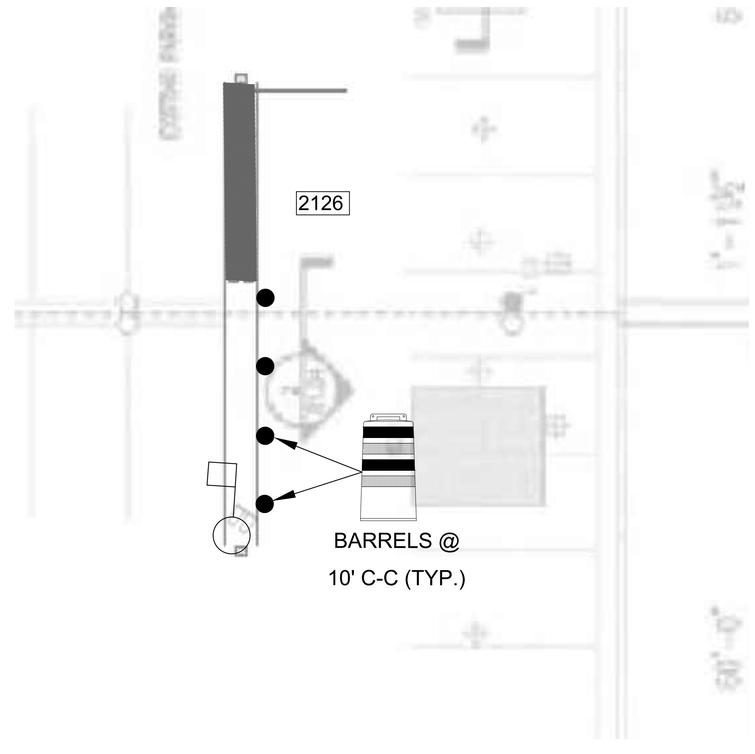

1 CX1-104 HOBBY GARAGE VALET EXIT LOCATION (LEVEL 2)
SCALE: 1"=100'-0"

LEGEND

- BARREL (DRUM)/ CHANNELIZING DEVICE
- SIGN
- TYPE 3 BARRICADE
- DIRECTION OF TRAVEL
- WORK AREA
- FLAGGER
- FLAGGER STATION

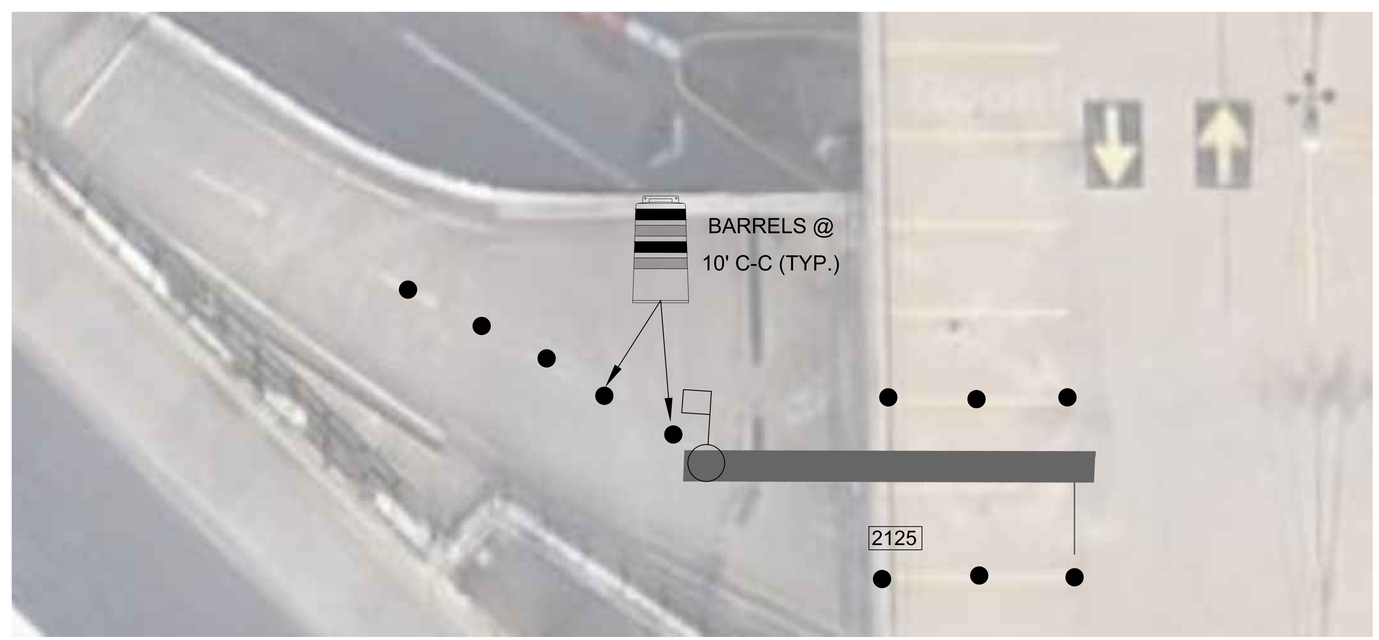

1 CX1-110 HOBBY GARAGE VALET ENTRY LOCATION (LEVEL 2)
SCALE: 1"=100'-0"

PHASE 2

HOUSTON AIRPORT SYSTEM
GEORGE BUSH INTERCONTINENTAL AIRPORT/HOUSTON TEXAS

Kimley»Horn
KIMLEY-HORN AND ASSOCIATES, INC.
1400 WOODLOCH FOREST DRIVE, SUITE 225
THE WOODLANDS, TX 77380
PHONE: 281-472-6219
TBPE FIRM REGISTRATION F-928
WWW.KIMLEY-HORN.COM

REVISIONS

NO.	DESCRIPTION	DATE	BY

PARKING ACCESS AND REVENUE CONTROL SYSTEMS (PARCS) WILLIAM P. HOBBY AIRPORT (HOU)

TRAFFIC CONTROL PLAN

PROJECT MGR:	CDR
DESIGNER:	IMR
DRAWN BY:	KHA
CHECKED BY:	MI
SCALE:	NTS
DATE:	02/25/2020

STATE OF TEXAS
P. MANU ISAAC
87756
LICENSED
PROFESSIONAL ENGINEER
02/25/2020

APPROVED BY: DATE:

DIRECTOR
HOUSTON AIRPORT SYSTEM

PROJECT NO.
067810800
C.I.P. NO.
H.A.S. NO.
PN HKE-PARCS-2020-003
SHEET NO.
TCP-12

C:\Users\Iman.Rahim\appdata\local\temp\AcPublish_17032\HOBBY TCP.dwg Feb 26, 2020 9:59am



1
CX1-108

HOBBY ECOPARK EMPLOYEE ENTRY/EXIT LOCATION (GROUND LEVEL)
SCALE: 1"=100'-0"

LEGEND

- BARREL (DRUM)/ CHANNELIZING DEVICE
- SIGN
- TYPE 3 BARRICADE
- DIRECTION OF TRAVEL
- WORK AREA
- FLAGGER
- FLAGGER STATION

PHASE 2

HOUSTON AIRPORT SYSTEM
GEORGE BUSH INTERCONTINENTAL
AIRPORT/HOUSTON TEXAS

Kimley»Horn
KIMLEY-HORN AND ASSOCIATES, INC.
1400 WOODLOCH FOREST DRIVE, SUITE 225
THE WOODLANDS, TX 77380
PHONE: 281-419-5616
TBPE FIRM REGISTRATION F-928
WWW.KIMLEY-HORN.COM

REVISIONS

NO.	DESCRIPTION	DATE	BY

PARKING ACCESS AND REVENUE CONTROL SYSTEMS (PARCS) WILLIAM P. HOBBY AIRPORT (HOU)

TRAFFIC CONTROL PLAN

PROJECT MGR:	CDR
DESIGNER:	IMR
DRAWN BY:	KHA
CHECKED BY:	MI
SCALE:	NTS
DATE:	02/25/2020

STATE OF TEXAS
P. MANU ISAAC
87756
LICENSED
PROFESSIONAL ENGINEER
02/25/2020

APPROVED BY: DATE:

DIRECTOR
HOUSTON AIRPORT SYSTEM

PROJECT NO.
067810800

C.I.P. NO.

H.A.S. NO.
PN HKE-PARCS-2020-003

SHEET NO.
TCP-13

C:\Users\Iman.Rahim\appdata\local\temp\AcPublish_17032\HOBBY TCP.dwg Feb 26, 2020 9:59am

PHASE 3 - STEP A

LEGEND

- BARREL (DRUM)/ CHANNELIZING DEVICE
- SIGN
- TYPE 3 BARRICADE
- DIRECTION OF TRAVEL
- WORK AREA
- FLAGGER
- FLAGGER STATION

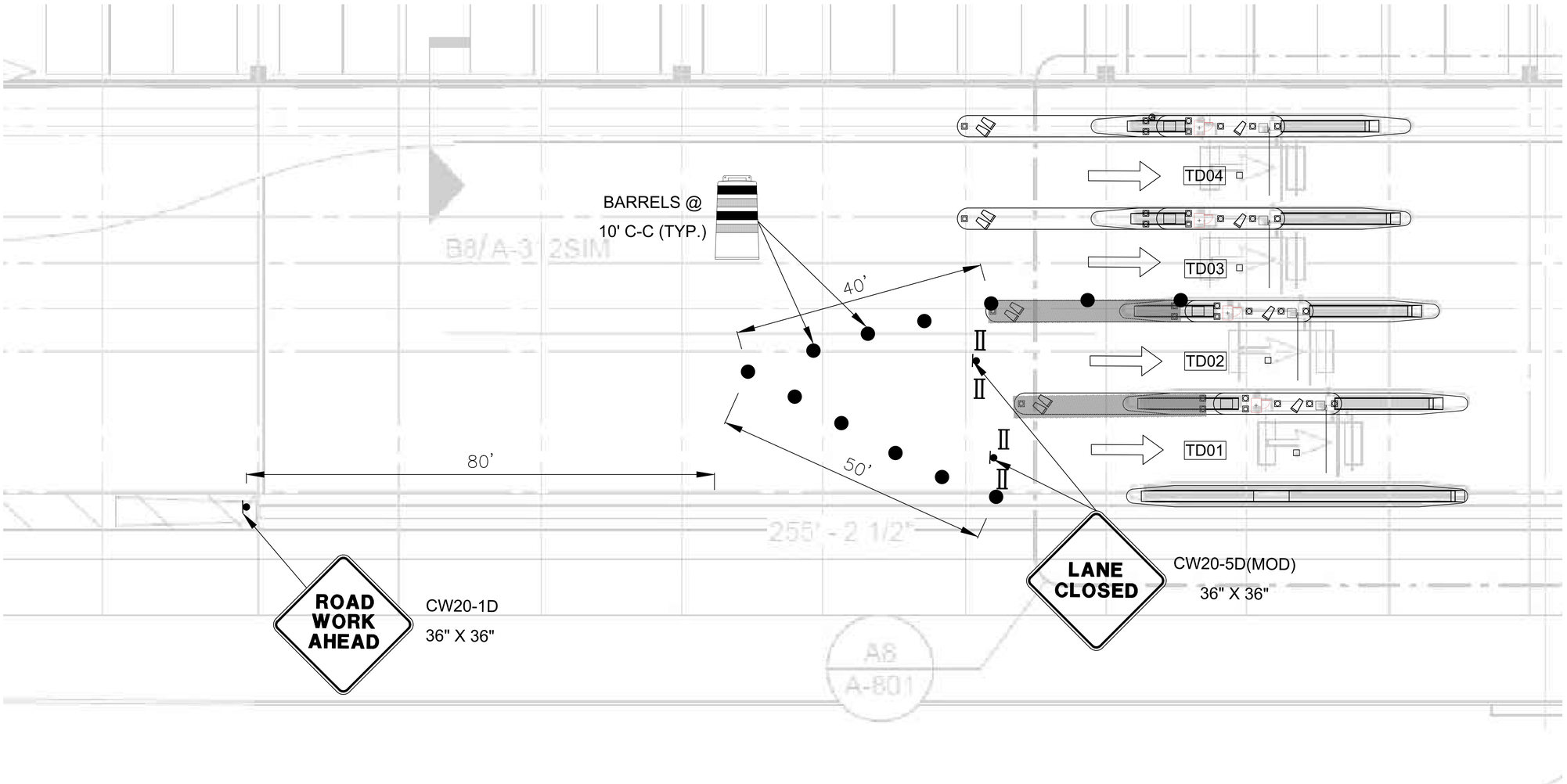

1 CX1-100 HOBBY GARAGE ENTRY LOCATION (GROUND LEVEL)

SCALE: 1"=100'-0"

HOUSTON AIRPORT SYSTEM
GEORGE BUSH INTERCONTINENTAL AIRPORT/HOUSTON TEXAS

Kimley»Horn
KIMLEY-HORN AND ASSOCIATES, INC.
1400 WOODLOCH FOREST DRIVE, SUITE 225
THE WOODLANDS, TX 77380
PHONE: 281-419-5616
TBPE FIRM REGISTRATION F-928
WWW.KIMLEY-HORN.COM

REVISIONS

NO.	DESCRIPTION	DATE	BY

PARKING ACCESS AND REVENUE CONTROL SYSTEMS (PARCS) WILLIAM P. HOBBY AIRPORT (HOU)

TRAFFIC CONTROL PLAN

PROJECT MGR:	CDR
DESIGNER:	IMR
DRAWN BY:	KHA
CHECKED BY:	MI
SCALE:	NTS
DATE:	02/25/2020

STATE OF TEXAS
P. MANU ISAAC
87756
LICENSED
PROFESSIONAL ENGINEER
02/25/2020

APPROVED BY: DATE:

DIRECTOR
HOUSTON AIRPORT SYSTEM

PROJECT NO. 067810800

C.I.P. NO.

H.A.S. NO. PN HKE-PARCS-2020-003

SHEET NO. TCP-14

C:\Users\Iman.Rahim\appdata\local\temp\AcPublish_17032\HOBBY TCP.dwg Feb 26, 2020 9:59am

PHASE 3 - STEP B

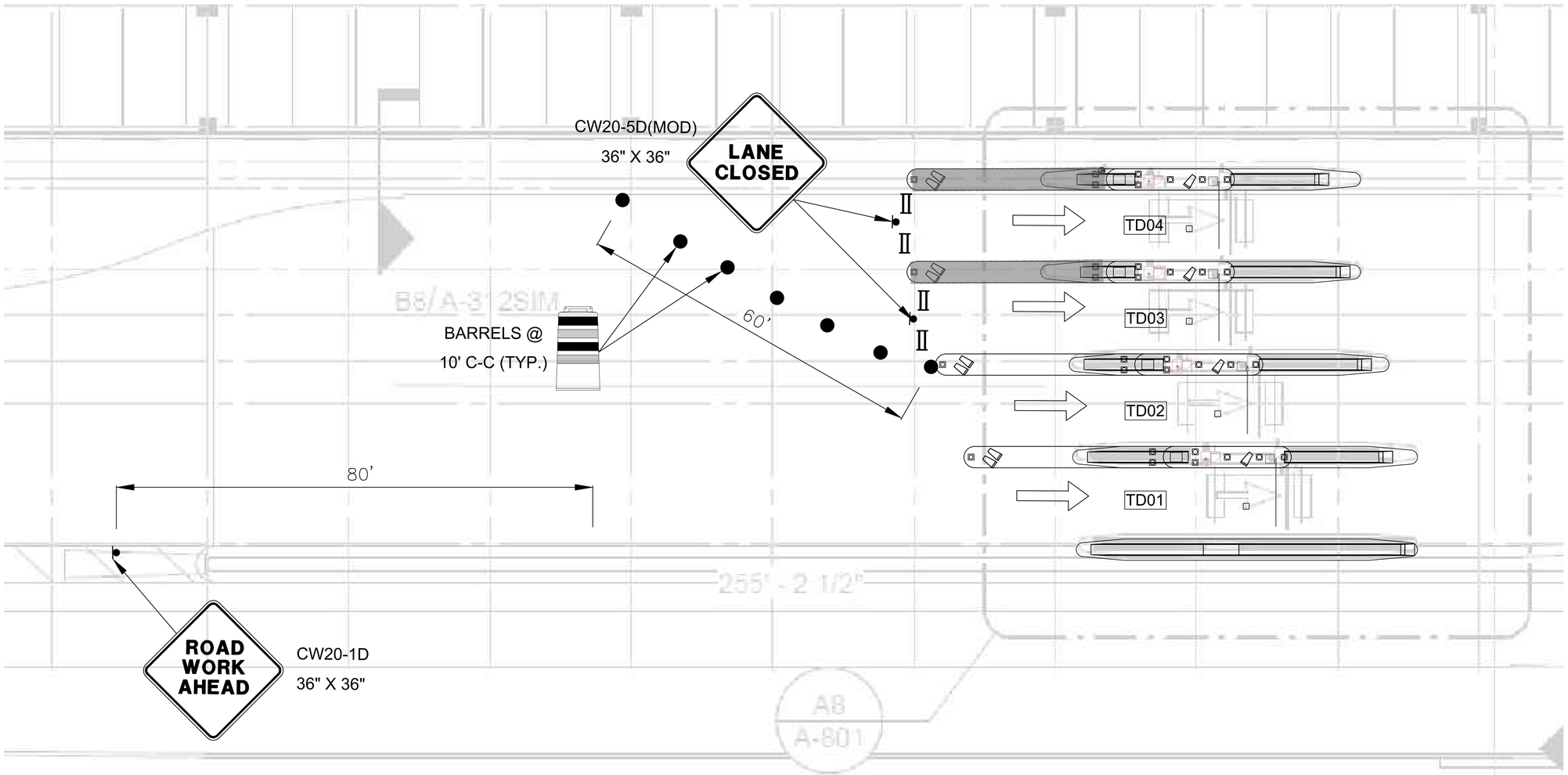

1
CX1-100
HOBBY GARAGE ENTRY LOCATION (GROUND LEVEL)
SCALE: 1"=100'-0"

LEGEND

- BARREL (DRUM)/ CHANNELIZING DEVICE
- SIGN
- TYPE 3 BARRICADE
- DIRECTION OF TRAVEL
- WORK AREA
- FLAGGER
- FLAGGER STATION

HOUSTON AIRPORT SYSTEM
GEORGE BUSH INTERCONTINENTAL AIRPORT/HOUSTON TEXAS

Kimley»Horn
KIMLEY-HORN AND ASSOCIATES, INC.
1400 WOODLOCH FOREST DRIVE, SUITE 225
THE WOODLANDS, TX 77380
PHONE: 281-419-5616
TBPE FIRM REGISTRATION F-928
WWW.KIMLEY-HORN.COM

REVISIONS

NO.	DESCRIPTION	DATE	BY

PARKING ACCESS AND REVENUE CONTROL SYSTEMS (PARCS) WILLIAM P. HOBBY AIRPORT (HOU)

TRAFFIC CONTROL PLAN

PROJECT MGR:	CDR
DESIGNER:	IMR
DRAWN BY:	KHA
CHECKED BY:	MI
SCALE:	NTS
DATE:	02/25/2020

STATE OF TEXAS
P. MANU ISAAC
87756
LICENSED
PROFESSIONAL ENGINEER
02/25/2020

APPROVED BY: DATE:

DIRECTOR
HOUSTON AIRPORT SYSTEM

PROJECT NO.
067810800
C.I.P. NO.
H.A.S. NO.
PN HKE-PARCS-2020-003
SHEET NO.
TCP-15

C:\Users\Iman.Rahim\appdata\local\temp\AcPublish_17032\HOBBY TCP.dwg Feb 26, 2020 9:59am

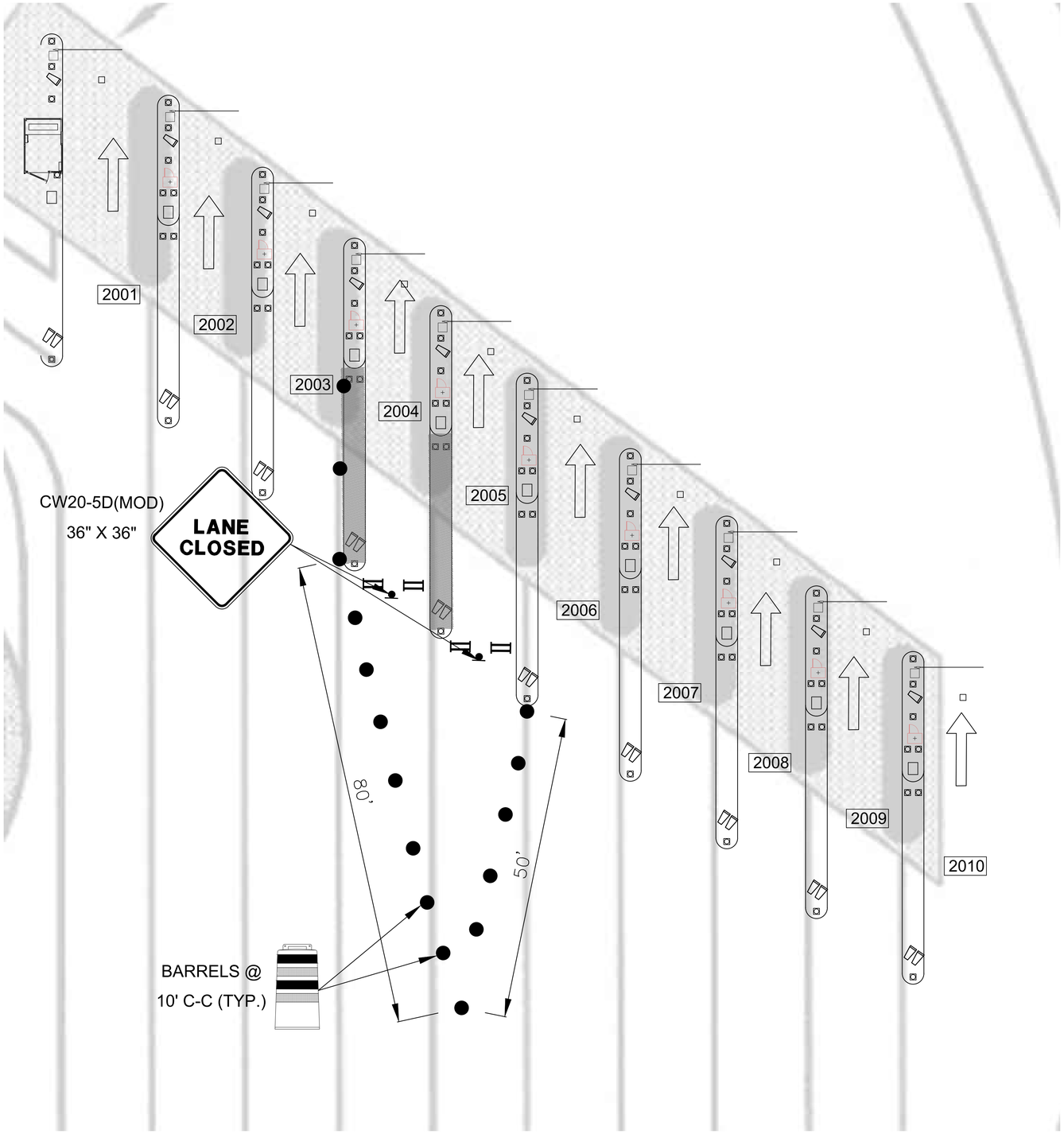

1
CX1-102
HOBBY GARAGE EXIT LOCATION (GROUND LEVEL)
SCALE: 1"=100'-0"

LEGEND

- BARREL (DRUM)/ CHANNELIZING DEVICE
- SIGN
- TYPE 3 BARRICADE
- DIRECTION OF TRAVEL
- WORK AREA
- FLAGGER
- FLAGGER STATION

PHASE 3 - STEP A

HOUSTON AIRPORT SYSTEM
GEORGE BUSH INTERCONTINENTAL AIRPORT/HOUSTON TEXAS

Kimley»Horn
KIMLEY-HORN AND ASSOCIATES, INC.
1400 WOODLOCH FOREST DRIVE, SUITE 225
THE WOODLANDS, TX 77380
PHONE: 281-419-5616
TBPE FIRM REGISTRATION F-928
WWW.KIMLEY-HORN.COM

REVISIONS

NO.	DESCRIPTION	DATE	BY

PARKING ACCESS AND REVENUE CONTROL SYSTEMS (PARCS) WILLIAM P. HOBBY AIRPORT (HOU)

TRAFFIC CONTROL PLAN

PROJECT MGR:	CDR
DESIGNER:	IMR
DRAWN BY:	KHA
CHECKED BY:	MI
SCALE:	NTS
DATE:	02/25/2020

STATE OF TEXAS
P. MANU ISAAC
87756
LICENSED
PROFESSIONAL ENGINEER
02/25/2020

APPROVED BY: DATE:

DIRECTOR
HOUSTON AIRPORT SYSTEM

PROJECT NO.
067810800
C.I.P. NO.

H.A.S. NO.
PN HKE-PARCS-2020-003
SHEET NO.
TCP-16

C:\Users\Iman.Rahim\appdata\local\temp\AcPublish_17032\HOBBY TCP.dwg Feb 26, 2020 9:59am

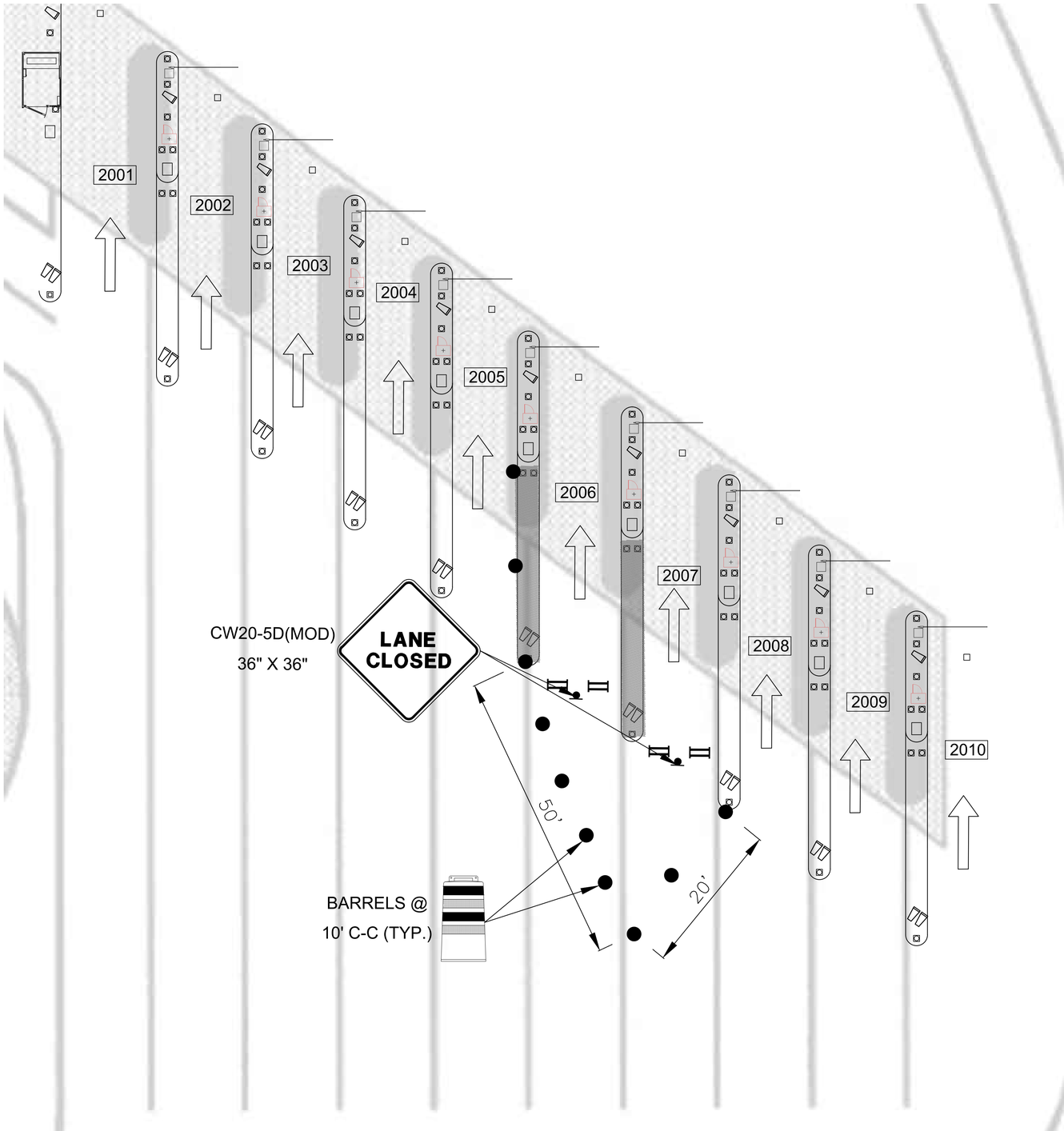

1
CX1-102
HOBBY GARAGE EXIT LOCATION (GROUND LEVEL)
SCALE: 1"=100'-0"

LEGEND

- BARREL (DRUM)/ CHANNELIZING DEVICE
- SIGN
- TYPE 3 BARRICADE
- DIRECTION OF TRAVEL
- WORK AREA
- FLAGGER
- FLAGGER STATION

PHASE 3 - STEP B

HOUSTON AIRPORT SYSTEM
GEORGE BUSH INTERCONTINENTAL
AIRPORT/HOUSTON TEXAS

Kimley»Horn
KIMLEY-HORN AND ASSOCIATES, INC.
1400 WOODLOCH FOREST DRIVE, SUITE 225
THE WOODLANDS, TX 77380
PHONE: 281-472-5219
TBPE FIRM REGISTRATION F-928
WWW.KIMLEY-HORN.COM

REVISIONS

NO.	DESCRIPTION	DATE	BY

PARKING ACCESS AND REVENUE CONTROL SYSTEMS (PARCS) WILLIAM P. HOBBY AIRPORT (HOU)
TRAFFIC CONTROL PLAN

PROJECT MGR:	CDR
DESIGNER:	IMR
DRAWN BY:	KHA
CHECKED BY:	MI
SCALE:	NTS
DATE:	02/25/2020

STATE OF TEXAS
P. MANU ISAAC
87756
LICENSED
PROFESSIONAL ENGINEER
02/25/2020

APPROVED BY: DATE:

DIRECTOR
HOUSTON AIRPORT SYSTEM

PROJECT NO.
067810800
C.I.P. NO.
H.A.S. NO.
PN HKE-PARCS-2020-003
SHEET NO.
TCP-17

C:\Users\Iman.Rahim\appdata\local\temp\AcPublish_17032\HOBBY TCP.dwg Feb 26, 2020 9:59am

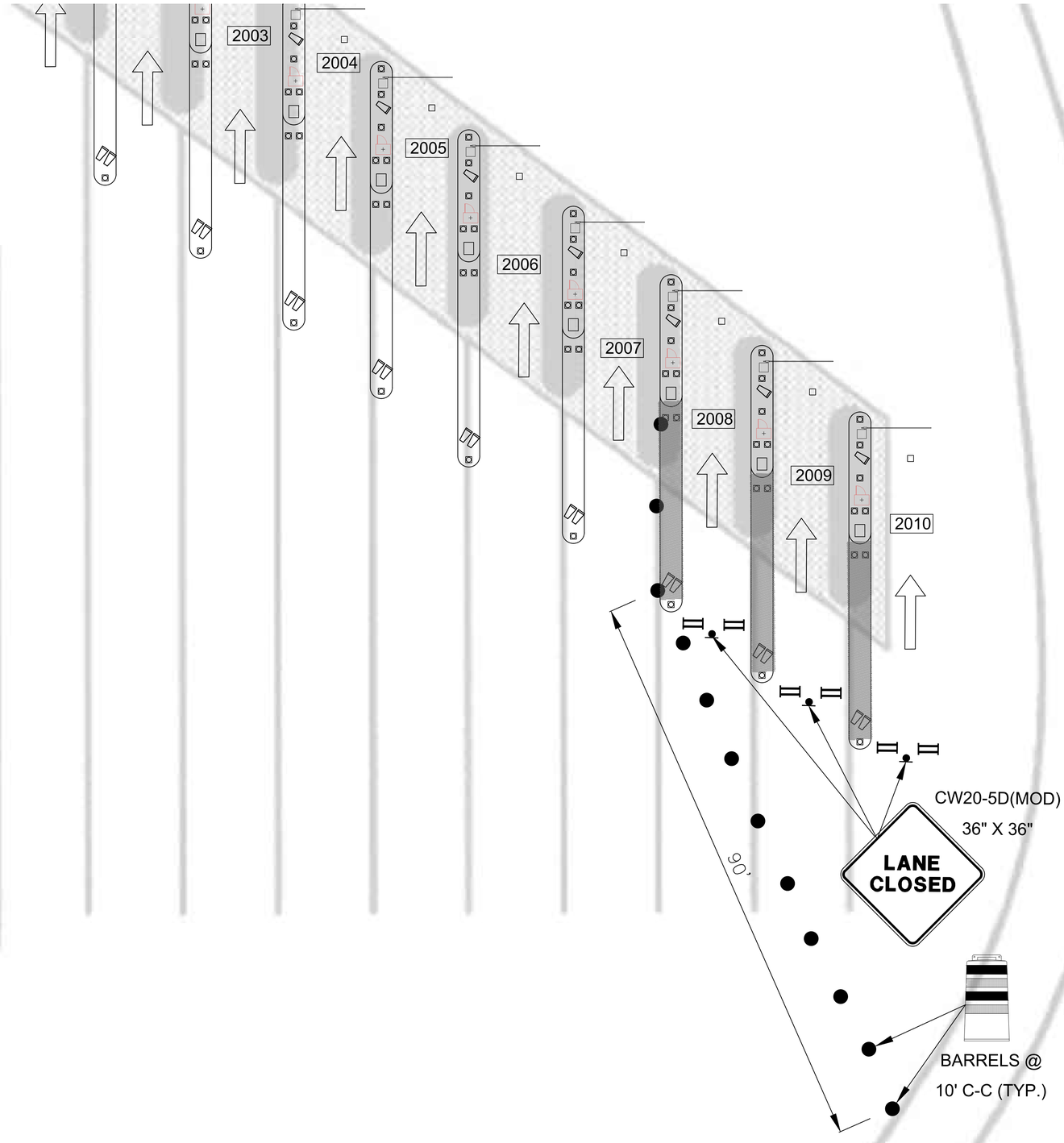

1 CX1-102 HOBBY GARAGE EXIT LOCATION (GROUND LEVEL)
SCALE: 1"=100'-0"

LEGEND

- BARREL (DRUM)/ CHANNELIZING DEVICE
- SIGN
- TYPE 3 BARRICADE
- DIRECTION OF TRAVEL
- WORK AREA
- FLAGGER
- FLAGGER STATION

PHASE 3 - STEP C

HOUSTON AIRPORT SYSTEM
GEORGE BUSH INTERCONTINENTAL AIRPORT/HOUSTON TEXAS

Kimley»Horn
KIMLEY-HORN AND ASSOCIATES, INC.
1400 WOODLOCH FOREST DRIVE, SUITE 225
THE WOODLANDS, TX 77380
PHONE: 281-419-5616
TBPE FIRM REGISTRATION F-928
WWW.KIMLEY-HORN.COM

REVISIONS

NO.	DESCRIPTION	DATE	BY

PARKING ACCESS AND REVENUE CONTROL SYSTEMS (PARCS) WILLIAM P. HOBBY AIRPORT (HOU)

TRAFFIC CONTROL PLAN

PROJECT MGR:	CDR
DESIGNER:	IMR
DRAWN BY:	KHA
CHECKED BY:	MI
SCALE:	NTS
DATE:	02/25/2020

STATE OF TEXAS
P. MANU ISAAC
87756
LICENSED
PROFESSIONAL ENGINEER
02/25/2020

APPROVED BY: DATE:

DIRECTOR
HOUSTON AIRPORT SYSTEM

PROJECT NO. 067810800
C.I.P. NO.
H.A.S. NO. PN HKE-PARCS-2020-003
SHEET NO. TCP-18

C:\Users\Iman.Rahim\appdata\local\temp\AcPublish_17032\HOBBY TCP.dwg Feb 26, 2020 9:59am

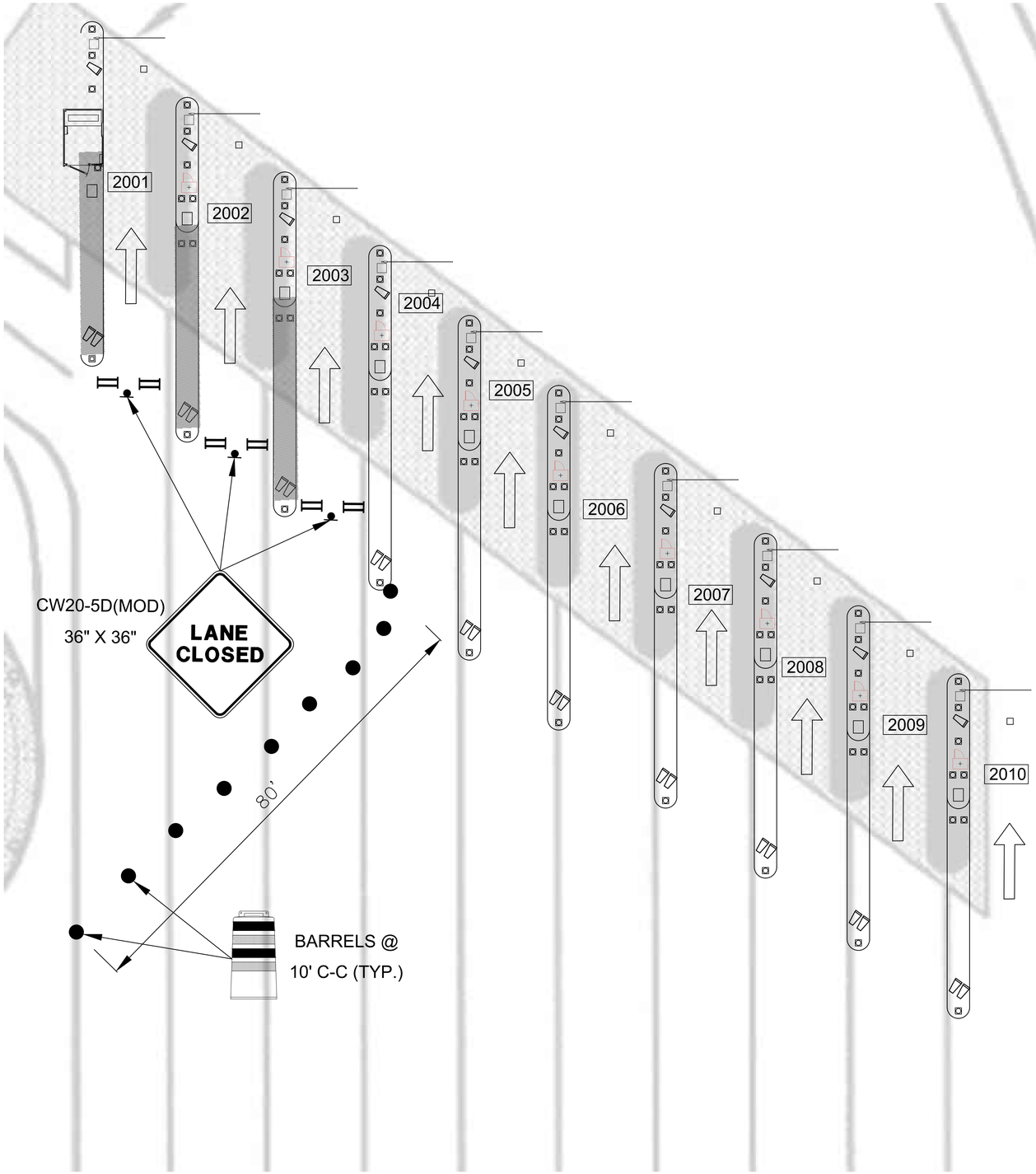

1
CX1-102
HOBBY GARAGE EXIT LOCATION (GROUND LEVEL)
SCALE: 1"=100'-0"

LEGEND

- BARREL (DRUM)/ CHANNELIZING DEVICE
- SIGN
- TYPE 3 BARRICADE
- DIRECTION OF TRAVEL
- WORK AREA
- FLAGGER
- FLAGGER STATION

PHASE 3 - STEP D

HOUSTON AIRPORT SYSTEM
GEORGE BUSH INTERCONTINENTAL
AIRPORT/HOUSTON TEXAS

Kimley»Horn
KIMLEY-HORN AND ASSOCIATES, INC.
1400 WOODLOCH FOREST DRIVE, SUITE 225
THE WOODLANDS, TX 77380
PHONE: 281-419-5616
TBPE FIRM REGISTRATION F-928
WWW.KIMLEY-HORN.COM

REVISIONS

NO.	DESCRIPTION	DATE	BY

PARKING ACCESS AND REVENUE CONTROL SYSTEMS (PARCS) WILLIAM P. HOBBY AIRPORT (HOU)

TRAFFIC CONTROL PLAN

PROJECT MGR:	CDR
DESIGNER:	IMR
DRAWN BY:	KHA
CHECKED BY:	MI
SCALE:	NTS
DATE:	02/25/2020

STATE OF TEXAS
P. MANU ISAAC
87756
LICENSED
PROFESSIONAL ENGINEER
02/25/2020

APPROVED BY: DATE:

DIRECTOR
HOUSTON AIRPORT SYSTEM

PROJECT NO.
067810800

C.I.P. NO.

H.A.S. NO.
PN HKE-PARCS-2020-003

SHEET NO.
TCP-19

C:\Users\Iman.Rahim\appdata\local\temp\AcPublish_17032\HOBBY TCP.dwg Feb 26, 2020 9:59am

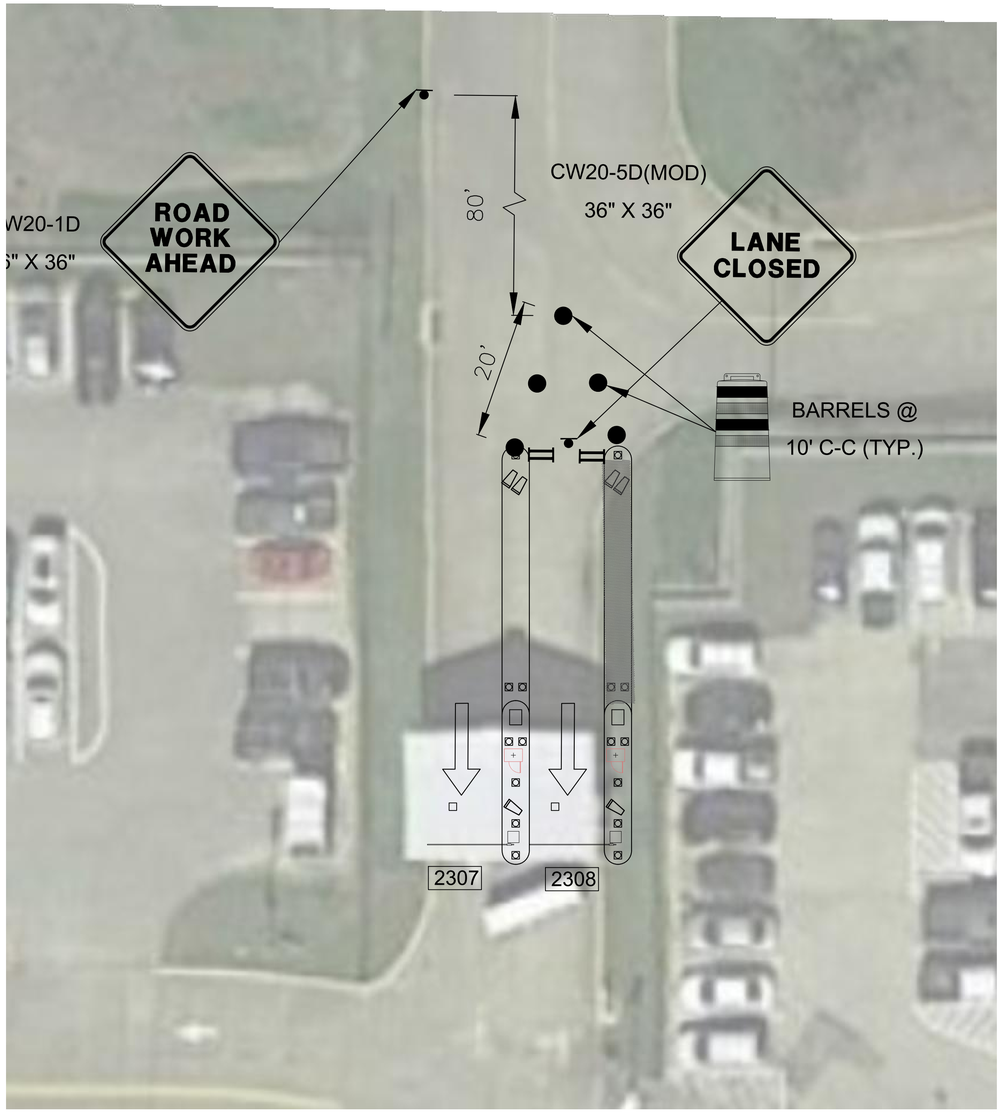

PHASE 3 - STEP A

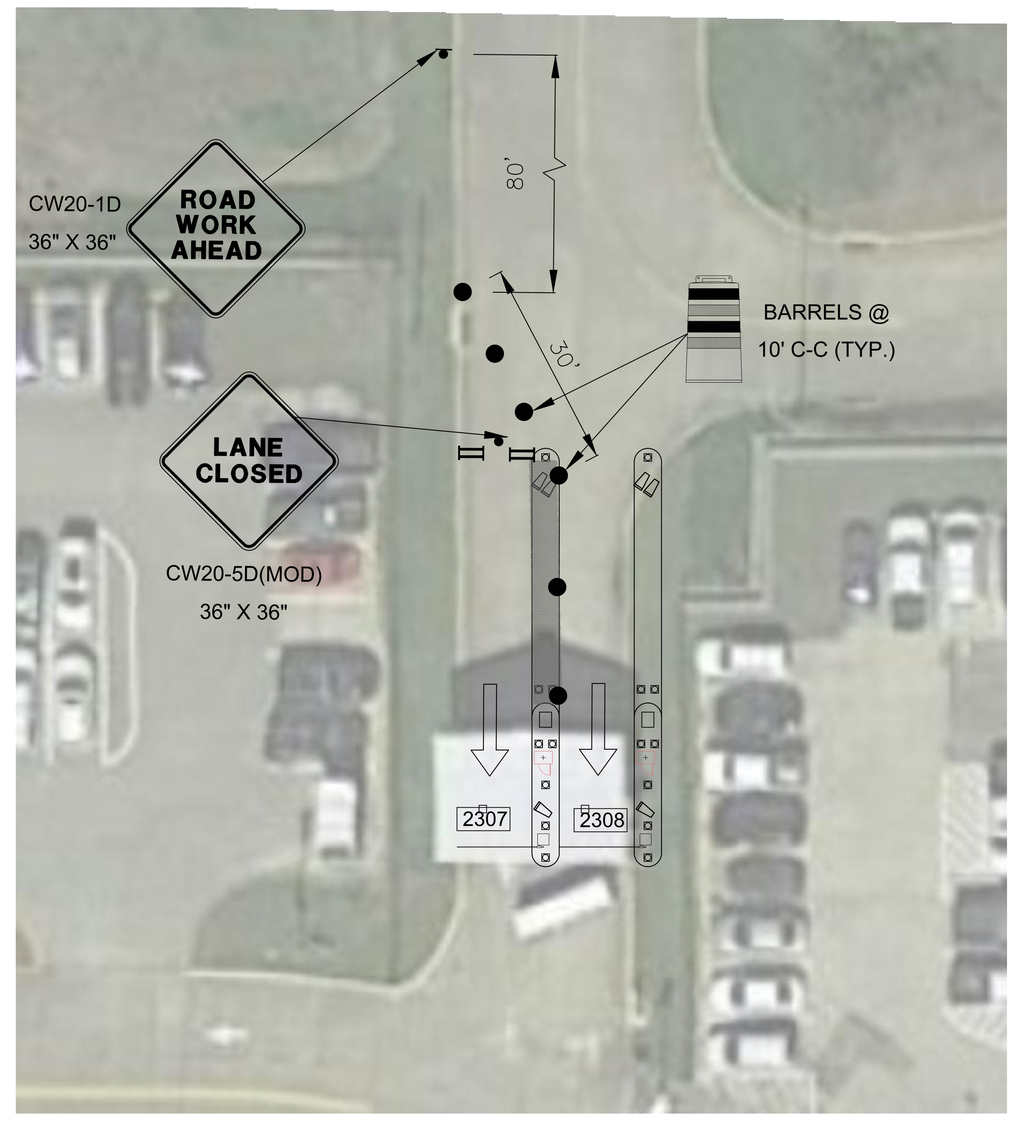

PHASE 3 - STEP B

LEGEND

- BARREL (DRUM)/ CHANNELIZING DEVICE
- SIGN
- TYPE 3 BARRICADE
- DIRECTION OF TRAVEL
- WORK AREA
- FLAGGER
- FLAGGER STATION

1 / CX1-105 HOBBY ECOPARK ENTRY LOCATION (GROUND LEVEL)
SCALE: 1"=100'-0"

HOUSTON AIRPORT SYSTEM
GEORGE BUSH INTERCONTINENTAL AIRPORT/HOUSTON TEXAS

Kimley»Horn
KIMLEY-HORN AND ASSOCIATES, INC.
1400 WOODLOCH FOREST DRIVE, SUITE 225
THE WOODLANDS, TX 77380
PHONE: 281-419-5616
TBPE FIRM REGISTRATION F-928
WWW.KIMLEY-HORN.COM

REVISIONS

NO.	DESCRIPTION	DATE	BY

PARKING ACCESS AND REVENUE CONTROL SYSTEMS (PARCS) WILLIAM P. HOBBY AIRPORT (HOU)
TRAFFIC CONTROL PLAN

PROJECT MGR:	CDR
DESIGNER:	IMR
DRAWN BY:	KHA
CHECKED BY:	MI
SCALE:	NTS
DATE:	02/25/2020

STATE OF TEXAS
P. MANU ISAAC
87756
LICENSED
PROFESSIONAL ENGINEER
02/25/2020

APPROVED BY: DATE:

DIRECTOR
HOUSTON AIRPORT SYSTEM

PROJECT NO.
067810800
C.I.P. NO.
H.A.S. NO.
PN HKE-PARCS-2020-003
SHEET NO.
TCP-20

C:\Users\Iman.Rahim\appdata\local\temp\AcPublish_17032\HOBBY TCP.dwg Feb 26, 2020 9:59am

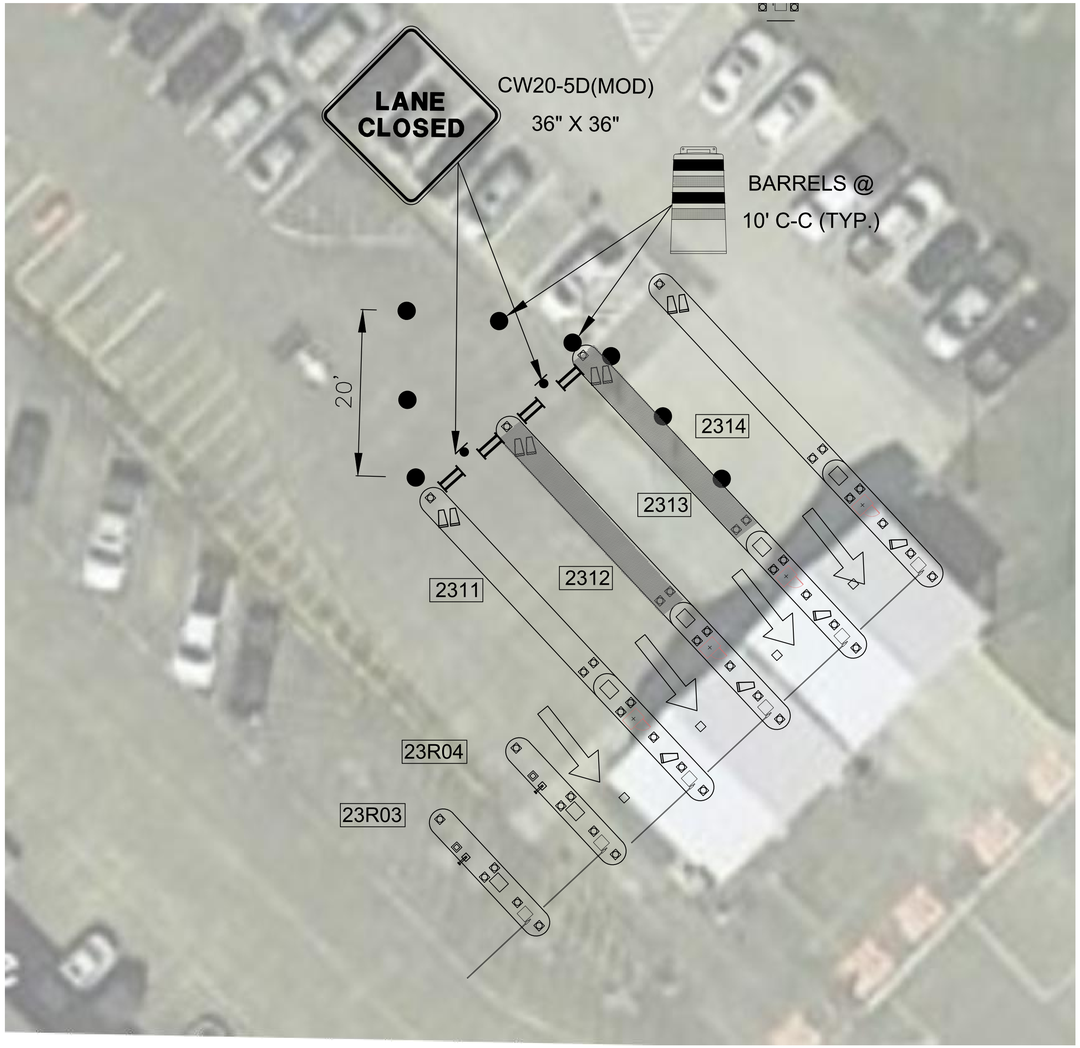

PHASE 3 - STEP A

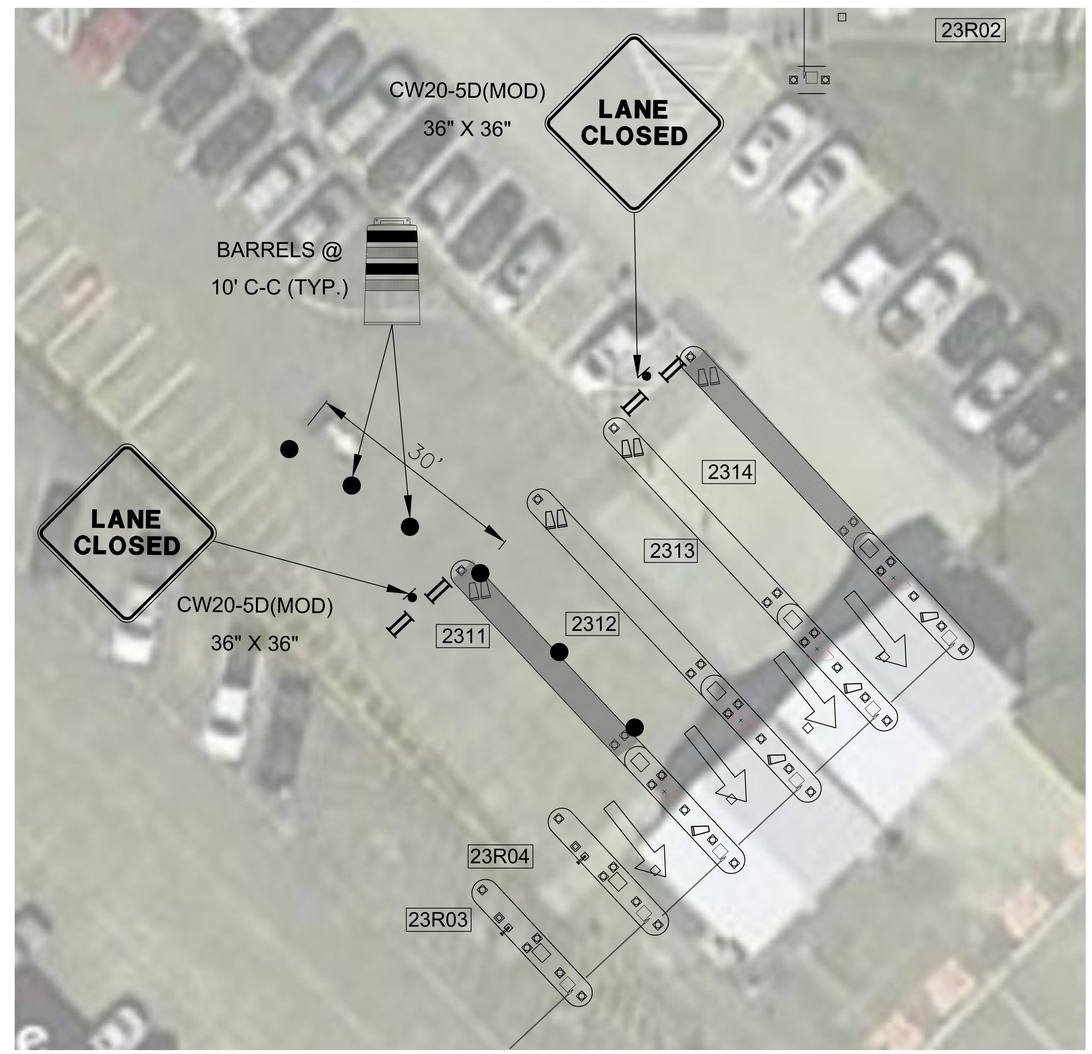

PHASE 3 - STEP B

LEGEND

- BARREL (DRUM)/ CHANNELIZING DEVICE
- SIGN
- TYPE 3 BARRICADE
- DIRECTION OF TRAVEL
- WORK AREA
- FLAGGER
- FLAGGER STATION

1 / CX1-106 HOBBY ECOPARK EXIT LOCATION (GROUND LEVEL)
SCALE: 1"=100'-0"

HOUSTON AIRPORT SYSTEM
GEORGE BUSH INTERCONTINENTAL AIRPORT/HOUSTON TEXAS

Kimley»Horn
KIMLEY-HORN AND ASSOCIATES, INC.
1400 WOODLOCH FOREST DRIVE, SUITE 225
THE WOODLANDS, TX 77380
PHONE: 281-419-5616
TBPE FIRM REGISTRATION F-928
WWW.KIMLEY-HORN.COM

REVISIONS

NO.	DESCRIPTION	DATE	BY

PARKING ACCESS AND REVENUE CONTROL SYSTEMS (PARCS) WILLIAM P. HOBBY AIRPORT (HOU)
TRAFFIC CONTROL PLAN

PROJECT MGR:	CDR
DESIGNER:	IMR
DRAWN BY:	KHA
CHECKED BY:	MI
SCALE:	NTS
DATE:	02/25/2020

STATE OF TEXAS
P. MANU ISAAC
87756
LICENSED
PROFESSIONAL ENGINEER
02/25/2020

APPROVED BY: DATE:

DIRECTOR
HOUSTON AIRPORT SYSTEM

PROJECT NO.
067810800
C.I.P. NO.
H.A.S. NO.
PN HKE-PARCS-2020-003
SHEET NO.
TCP-21

C:\Users\Iman.Rahim\appdata\local\temp\AcPublish_17032\HOBBY TCP.dwg Feb 26, 2020 9:59am

ABBREVIATIONS

(ALL ABBREVIATIONS SHOWN ARE NOT NECESSARILY USED ON DRAWINGS)

A

A/C	AIR CONDITIONING
ABF	AIR BLOWN FIBER
ABV	ABOVE
AC	ALTERNATING CURRENT
ADJ	ADJUSTABLE
AF	AMPERE FUSE
AFF	ABOVE FINISHED FLOOR
AFG	ABOVE FINISHED GRADE
AIC	AMPERE INTERRUPTING CURRENT
AL	ALUMINUM
A, AMPS	AMPERES
ANSI	AMERICAN NATIONAL STANDARDS INSTITUTE
AP	WIRELESS ACCESS POINT
ARCH	ARCHITECT, ARCHITECTURAL
AS	AMPERE SWITCH
AUX	AUXILIARY
AWG	AMERICAN WIRE GAUGE

B

BDU	BAGGAGE DISPLAY UNIT
BIDS	BAGGAGE INFORMATION DISPLAY SYSTEM
BKR	BREAKER
BLDG	BUILDING
BLEP	BLUE LIGHT EMERGENCY PHONE

C

C	CONDUIT
CATV	CABLE TELEVISION SYSTEM
CCTV	CLOSED CIRCUIT TELEVISION
CKT	CIRCUIT
C	CENTERLINE
CLG	CEILING
CO	CONTINENTAL AIRLINES
CU	COPPER
CB	CODE BLUE

D

DC	DIRECT CURRENT
DEA	DRUG ENFORCEMENT AGENCY
DIA	DIAMETER
DISC	DISCONNECT
DN	DOWN
DPDT	DOUBLE-POLE, DOUBLE-THROW
DPST	DOUBLE-POLE, SINGLE-THROW
DWG	DRAWING

E

EA	EACH
EF	EXHAUST FAN
EIDS	EMPLOYEE INFORMATION DISPLAY SYSTEM
ELEC	ELECTRICAL
ENCL	ENCLOSURE
EQUIP	EQUIPMENT
ER	EQUIPMENT ROOM
EWC	ELECTRICAL WATER COOLER
EXH	EXHAUST
EXIST	EXISTING

F

FO	FIBER OPTIC
FA	FIRE ALARM
FACP	FIRE ALARM CONTROL PANEL
FDU	FIBER TUBE DISTRIBUTION UNIT
FIDS	FLIGHT INFORMATION DISPLAY SYSTEM
FLA	FULL LOAD AMPS
FLEX	FLEXIBLE
FVNR	FULL-VOLTAGE, NON-REVERSING
FV2SP	FULL-VOLTAGE, TWO SPEED

G

G,GND	GROUND
GA	GAUGE
GALV	GALVANIZED
GFI	GROUND FAULT INTERRUPTER
GFR	GROUND FAULT RELAY
GPU	GROUND POWER UNIT
GBS	GIGABITS PER SECOND
GSE	GROUND SERVICE EQUIPMENT

H

HOA	HAND-OFF-AUTO
HORIZ	HORIZONTAL
HP	HORSEPOWER
HPD	HOUSTON POLICE DEPARTMENT
HTR	HEATER
HVAC	HEATING, VENTILATION, AND AIR CONDITIONING
HZ	HERTZ

I

ID	INSIDE DIAMETER
IDF	INTERMEDIATE DISTRIBUTION FRAME
IEEE	INSTITUTE OF ELECTRICAL AND ELECTRONICS ENGINEERS
IES	ILLUMINATING ENGINEERING SOCIETY
IG	ISOLATED GROUND
IAH	HOUSTON INTERNATIONAL AIRPORT

J

J-BOX	JUNCTION BOX

K

KCMIL	1000 CIRCULAR MILS
KV	KILOVOLT
KVA	KILOVOLT-AMPS
KW	KILOWATT
KWH	KILOWATT-HOUR

L

LF	LINEAR FEET
LRA	LOCKED ROTOR AMPS
LTG	LIGHTING

M

MAX	MAXIMUM
MBPS	MEGA BITS PER SECOND
MC	MAIN CROSS CONNECT
MCA	MINIMUM CIRCUIT AMPACITY
MCB	MAIN CIRCUIT BREAKER
MD	MOTORIZED DAMPER
MDF	MAIN DISTRIBUTION FRAME
MECH	MECHANICAL
MFGR	MANUFACTURER
MG	MOTOR GENERATOR
MIN	MINIMUM
MLO	MAIN LUGS ONLY
MM	MULTI-MODE
MTD	MOUNTED

N

N/A	NOT APPLICABLE
N.C.	NORMALLY CLOSED
NEC	NATIONAL ELECTRIC CODE
NEMA	NATIONAL ELECTRIC MANUFACTURER'S ASSOCIATION
NFPA	NATIONAL FIRE PROTECTION ASSOCIATION
NIE	NETWORK INTERFACE ENCLOSURE
NIC	NOT IN CONTRACT
N.O.	NORMALLY OPEN
N.T.S	NOT TO SCALE

O

O.C.	ON CENTER
OD	OUTSIDE DIAMETER
OF	OPTICAL FIBER
OH	OVERHEAD
OS&Y	OUTSIDE STEM & YOKE

P

P	PAY PHONE
PA	PUBLIC ADDRESS
PCA	PRE-CONDITIONED AIR UNIT
PF	POWER FACTOR
PH	PHASE
PLBG	PLUMBING
PNL	PANEL
PVC	POLYVINYL CHLORIDE

Q

QTY	QUANTITY

R

RA	RETURN AIR
RCP	REFLECTED CEILING PLAN
RE:	REFERENCE, REFER
REQD	REQUIRED
REV	REVISED, REVISION, REVISE
RGS	RIGID GALVANIZED STEEL
RLA	RUNNING LOAD AMPS
RM	ROOM

S

SCS	STRUCTURED CABLING SYSTEM
SECT	SECTION
SF	SQUARE FEET
SHT	SHEET
STP	SHIELDED TWISTED PAIR
SIM	SIMILAIR
SM	SINGLE-MODE
SMB	SURFACE MOUNT BOX
SPEC	SPECIFICATIONS
SQ	SQUARE
SS	STAINLESS STEEL
STD	STANDARD
SURF	SURFACE
SUSP	SUSPEND

T

TC	TELECOMMUNICATION CLOSET
TR	TELECOMMUNICATIONS ROOM
TDU	TUBE DISTRIBUTION UNIT
THRU	THROUGH
TMGB	TELECOMMUNICATIONS MAIN GROUNDING
TTB	BUSSBAR
TSA	TELEPHONE TERMINAL BOARD
TYP	TRANSPORTATION SECURITY ADMIN TYPICAL

U

UA	UNITED AIRLINES
U/F	UNDERFLOOR
U/G	UNDERGROUND
U/S	UNDERSLAB
UL	UNDERWRITERS LABORATORIES, INC.
UON	UNLESS OTHERWISE NOTED
UPS	UNINTERRUPTIBLE POWER SUPPLY
UTP	UNSHIELDED TWISTED PAIR

V

V	VOLT
VA	VOLT-AMPERE
VAC	VACUUM
VERT	VERTICAL
VFD	VARIABLE FREQUENCY DRIVE

W

W	WALL MOUNTED
W/	WITH
W/O	WITHOUT
WAO	WORK AREA OUTLET
WP	WEATHER-PROOF

X

XE	EXPRESS JET
XFMR	TRANSFORMER

TECHNOLOGY SYMBOLS

(ALL SYMBOLS SHOWN ARE NOT NECESSARILY USED ON DRAWINGS)

DRAWING/DETAIL REFERENCE KEY

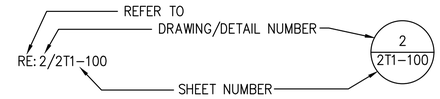

MISCELLANEOUS

(1) DRAWING NOTE REFERENCE (NOTES BY SYMBOL)

GENERAL NOTES

A. REFER TO SPECIFICATIONS FOR MATERIALS AND METHODS FOR ELECTRICAL CONSTRUCTION. ALL WORK SHALL BE INSTALLED IN ACCORDANCE WITH NFPA 70, LATEST EDITION.

B. FOLLOW DIVISION 27 FOR COMMUNICATION CABLING, CONDUIT, MATERIALS AND INSTALLATION METHODS.

C. REFER TO ARCHITECTURAL EQUIPMENT DRAWINGS FOR THE LOCATIONS OF ALL EQUIPMENT.

D. ARRANGE WITH AUTHORITIES AND UTILITY COMPANIES FOR PERMITS, FEES, AND SERVICE CONNECTIONS, VERIFYING LOCATIONS AND ARRANGEMENT AND PAYING ALL CHARGES, INCLUDING INSPECTIONS.

E. COORDINATE WORK WITH ARCHITECTURAL FEATURES AND COORDINATE WORK SO THAT INTERFERENCES BETWEEN CONDUITS, LIGHTING, EQUIPMENT, PLUMBING WORK, MECHANICAL WORK, AND BUILDING STRUCTURE WILL BE AVOIDED.

F. ENSURE THAT CLEARANCE REQUIREMENTS ARE MET FOR ALL COMMUNICATION CABLE RUNS.

G. ALL COMMUNICATION INSTALLATION SHALL COMFORM TO TIA REQUIREMENTS.

H. REFER TO 270500 FOR CONTRACTOR REQUIREMENTS FOR THE SCS SCOPE OF WORK.

I. THE CONTRACTOR SHALL ENSURE THAT ALL TELECOMMUNICATION INTERFACES WITH OTHER PROJECT DISCIPLINES ARE PROVIDED AND THAT WORK IS COMPLETE AND CORRECTLY INSTALLED.

J. ALL CABLING AND TECHNOLOGY INFRASTRUCTURE SHALL FOLLOW THE HAS IT REQUIREMENTS. THE HAS IT REQUIREMENTS CAN BE FOUND ONLINE AT HTTP://WWW.HOUSTONAIRPORTS.BIZ/TIP.

TELECOMMUNICATIONS EQUIPMENT

- COMMUNICATION CABINET
- ENTRY/EXIT STATION, TICKET DISPENSER
- GATE ARM
- EXISTING EQUIPMENT

CCTV NOTATIONS

- LICENSE PLATE RECOGNITION (LPR) FIXED CAMERA
- A — RFID READER
- CR — CARD READER
- IC — INTERCOM

CABLING NOTATIONS

- CAT6 CABLE INSTALLED IN CONDUIT UON
- SINGLEMODE FIBER INSTALLED IN UNDERGROUND PATHWAY UON
- SINGLEMODE FIBER INSTALLED IN OVERHEAD PATHWAY UON
- CABLE/CONDUIT UP
- CABLE/CONDUIT DOWN
- (J) JUNCTION BOX
- PULL BOX
- EXISTING MANHOLE

CONDUIT TABLE

SIZE	QTY CAT-6	QTY CAT-6A	QTY RG-6	QTY RG-11	QTY ACCESS CONTROL
1.0"C	1-6	1-4	1-5	1	1
1.5"C	7-14	5-7	6-11	2-3	2-3
2.0"C	15-20	8-14	12-17	4-6	4-6
2.5"C	21-30	15-18	18-22	7-11	7-11
3.0"C	31-40	19-22	23-32	12-15	12-16
3.5"C	-	-	-	-	-
4.0"C	41-70	23-40	33-55	16-25	17-26

HOUSTON AIRPORT SYSTEM
GEORGE BUSH INTERCONTINENTAL
AIRPORT/HOUSTON TEXAS

Kimley»Horn
KIMLEY-HORN AND ASSOCIATES, INC.
1400 WOODLOCH FOREST DRIVE, SUITE 225
THE WOODLANDS, TX 77380
PHONE: 281-475-2616
TBPE FIRM REGISTRATION F-928
WWW.KIMLEY-HORN.COM

Ferguson Consulting
Consultants in Electrical, Security and Telecommunications Engineering
FERGUSON CONSULTING, INC.
10002 GROGAN'S MILL RD, SUITE 2400
THE WOODLANDS, TEXAS 77380
(281) 825-8252 FIRM No. F-6864

REVISIONS

NO.	DESCRIPTION	DATE	BY

PARKING ACCESS AND REVENUE CONTROL SYSTEMS (PARCS) SYMBOLS AND ABBREVIATIONS

PROJECT MGR:	LF
DESIGNER:	PM
DRAWN BY:	FR
CHECKED BY:	LF
SCALE:	AS SHOWN
DATE:	2/28/2020

FERGUSON CONSULTING, INC. STATE OF TEXAS C. LEGETTE FERGUSON 81460 REGISTERED PROFESSIONAL ENGINEER F-6864 2/28/2020

APPROVED BY: DATE:

DIRECTOR
HOUSTON AIRPORT SYSTEM

PROJECT NO. 067810800

C.I.P. NO.

H.A.S. NO. PN HKE-PARCS-2020-003

SHEET NO. 2T0-001

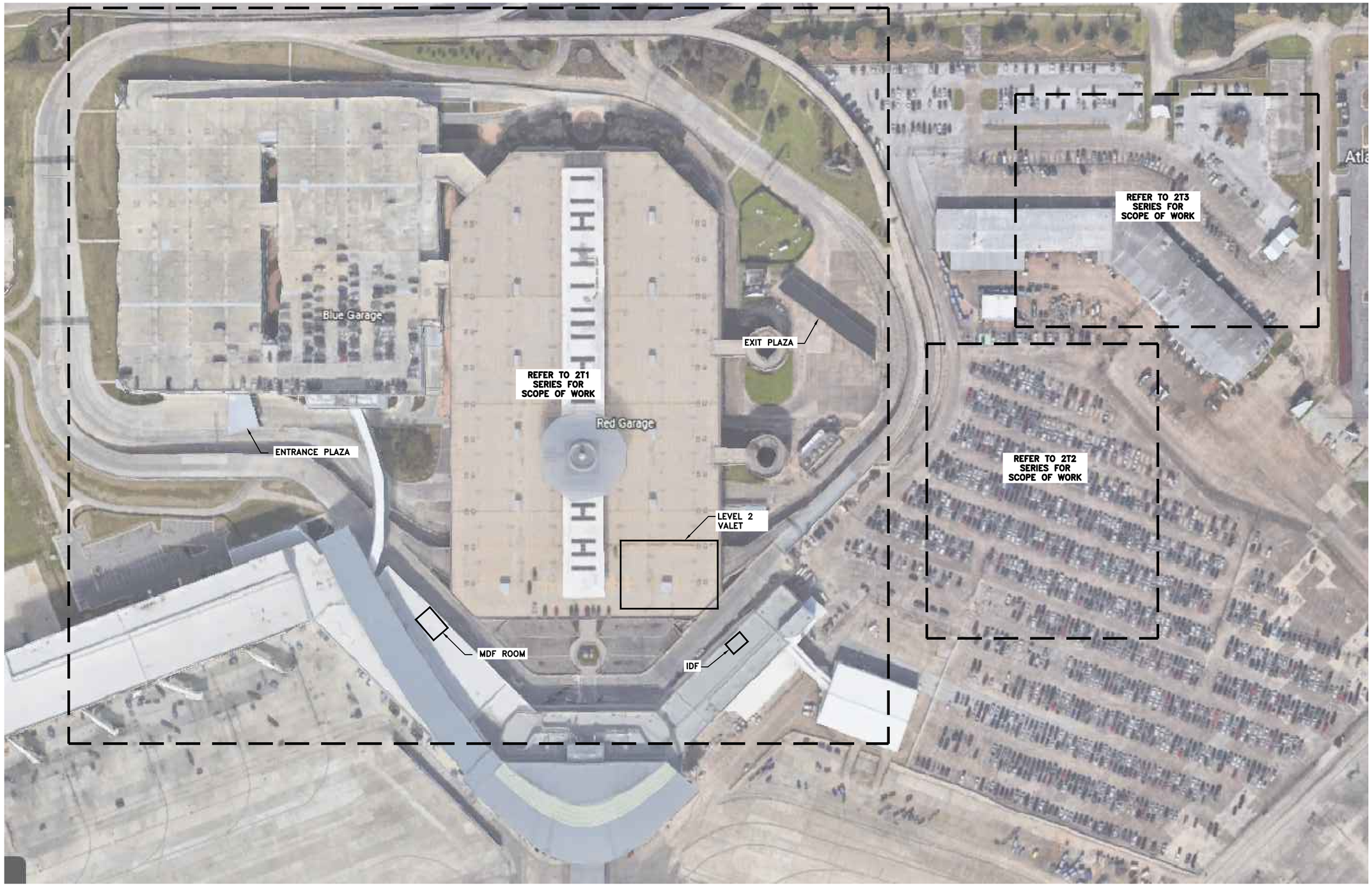

1 HOU PARKING SYSTEM OVERALL SITE

SCALE: 1" = 750'

NORTH

HOUSTON AIRPORT SYSTEM
GEORGE BUSH INTERCONTINENTAL
AIRPORT/HOUSTON TEXAS

Kimley»Horn
KIMLEY-HORN AND ASSOCIATES, INC.
1400 WOODLOCH FOREST DRIVE, SUITE 225
THE WOODLANDS, TX 77380
PHONE: 281-419-2616
TBPE FIRM REGISTRATION F-928
WWW.KIMLEY-HORN.COM

Ferguson Consulting
Consultants in Electrical, Security and Telecommunications Engineering
FERGUSON CONSULTING, INC.
10202 GRAND MEA DRIVE, SUITE 2400
THE WOODLANDS, TEXAS 77380
(281) 292-9232 FIRM No. F-6864

REVISIONS

NO.	DESCRIPTION	DATE	BY

PARKING ACCESS AND REVENUE CONTROL SYSTEMS (PARCS)

HOU PARKING SYSTEM OVERALL SITE PLAN

PROJECT MGR:	LF
DESIGNER:	PM
DRAWN BY:	FR
CHECKED BY:	LF
SCALE:	AS SHOWN
DATE:	2/28/2020

FERGUSON CONSULTING, INC. STATE OF TEXAS C. LECETTE FERGUSON 81460 REGISTERED PROFESSIONAL ENGINEER F-6864 2/28/2020

APPROVED BY: DATE:

DIRECTOR
HOUSTON AIRPORT SYSTEM

PROJECT NO.
067810800

C.I.P. NO.

H.A.S. NO.
PN HKE-PARCS-2020-003

SHEET NO.
2T0-100

Q:\Shared\FCI Projects\19007-IAH HAS PARCS\Dwg\HOU\2T0-101 HOU PARKING SYSTEM OVERALL SITE.dwg Feb 28, 2020 3:41pm

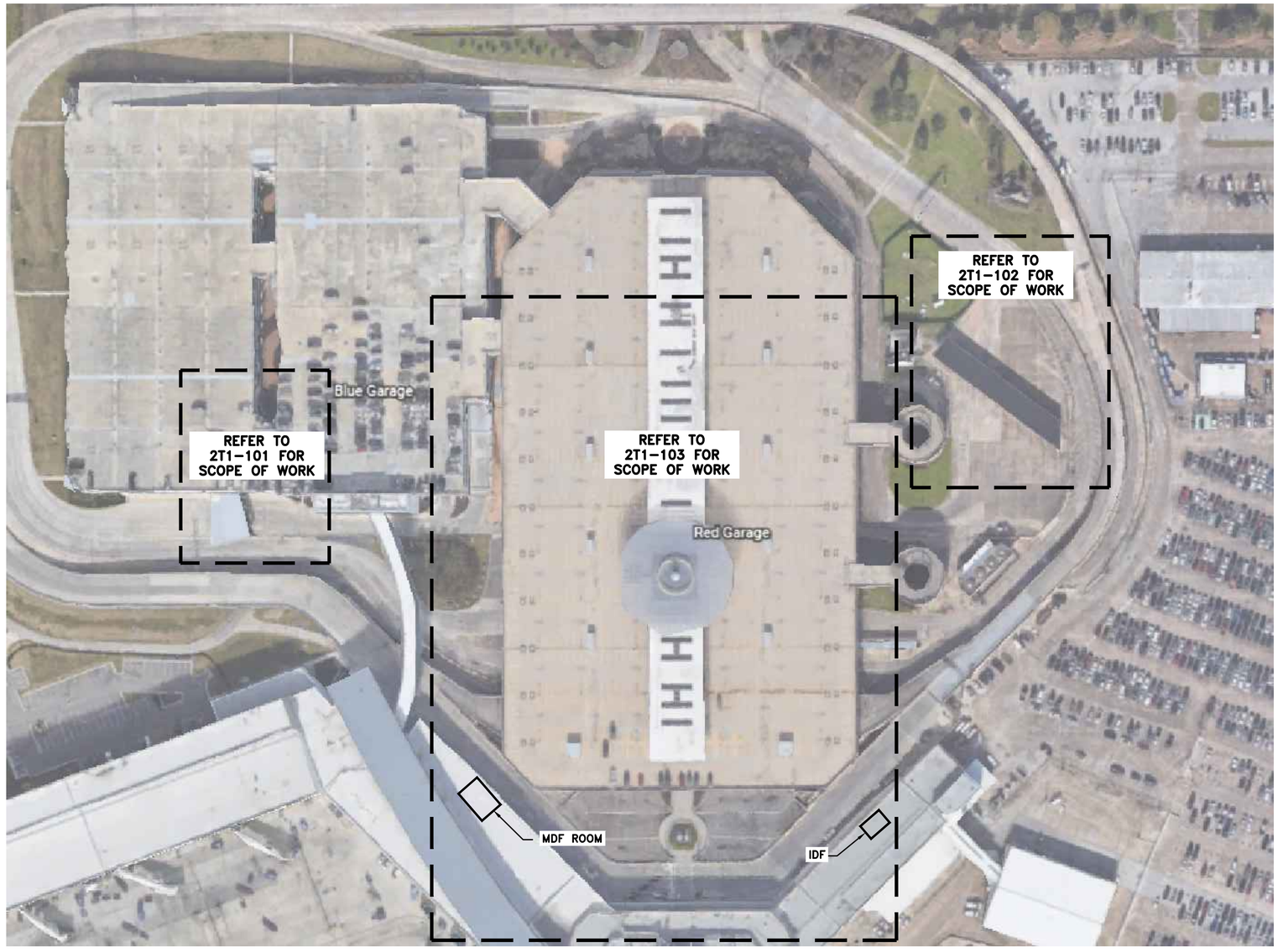

1 HOU GARAGE OVERALL SITE PLAN

SCALE: 1" = 750'

NORTH

HOUSTON AIRPORT SYSTEM
GEORGE BUSH INTERCONTINENTAL
AIRPORT/HOUSTON TEXAS

Kimley»Horn
KIMLEY-HORN AND ASSOCIATES, INC.
1400 WOODLOCH FOREST DRIVE, SUITE 225
THE WOODLANDS, TX 77380
PHONE: 281-475-2616
TBPE FIRM REGISTRATION F-928
WWW.KIMLEY-HORN.COM

Ferguson Consulting
Consultants in Electrical, Security and Telecommunications Engineering
FERGUSON CONSULTING, INC.
10202 GROGAN'S MILL RD., SUITE #400
THE WOODLANDS, TEXAS 77380
(281) 825-8252 FIRM No. F-6864

REVISIONS

NO.	DESCRIPTION	DATE	BY

PARKING ACCESS AND REVENUE CONTROL SYSTEMS (PARCS)

GARAGE OVERALL SITE PLAN

PROJECT MGR:	LF
DESIGNER:	PM
DRAWN BY:	FR
CHECKED BY:	LF
SCALE:	AS SHOWN
DATE:	2/28/2020

FERGUSON CONSULTING, INC.
STATE OF TEXAS
C. LECETTE FERGUSON
81460
REGISTERED PROFESSIONAL ENGINEER
F-6864
2/28/2020

APPROVED BY: DATE:

DIRECTOR
HOUSTON AIRPORT SYSTEM

PROJECT NO.
067810800

C.I.P. NO.

H.A.S. NO.
PN HKE-PARCS-2020-003

SHEET NO.
2T1-100

Q:\Shared\FCI Projects\19007-IAH HAS PARCS\Dwg\HOU\GARAGE\2T1-100 GARAGE OVERALL SITE PLAN.dwg Feb 28, 2020 3:42pm

GENERAL NOTES:

1. FIELD COORDINATE ALL PROPOSED CONDUIT PATHWAYS WITH EXISTING STRUCTURE AND UTILITIES. ROUTE CONDUIT AS HIGH AS POSSIBLE. CONTRACTOR HAS THE OPTION TO UTILIZE EXISTING PATHWAYS WHERE AVAILABLE.

KEYED NOTES:

(1) REMOVE EXISTING PARCS SYSTEM CABLES BACK TO SOURCE. EXTEND ALL NEW CABLES TO IDF ROOM FOR TERMINATION.

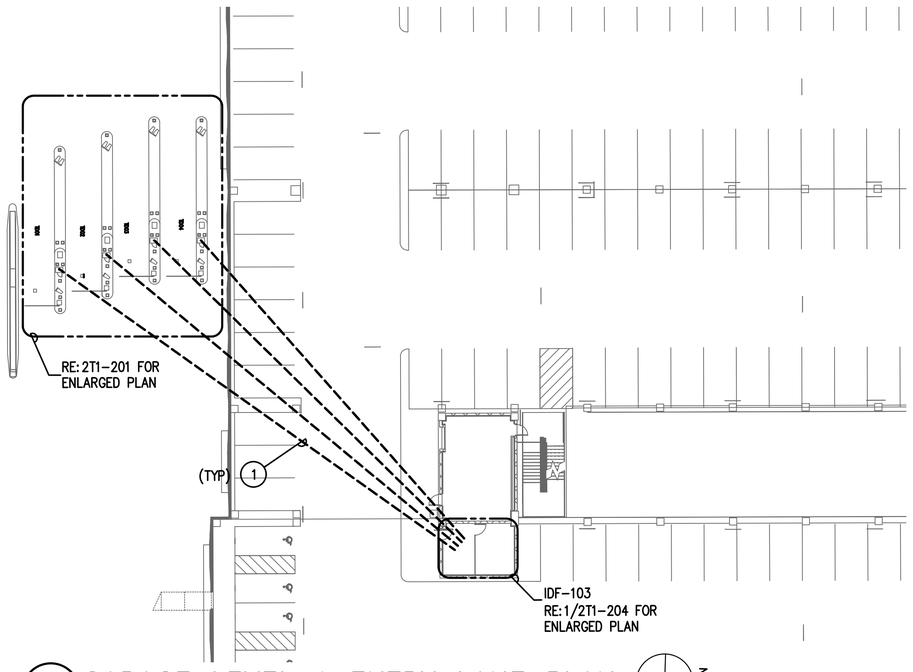

1 GARAGE LEVEL 1 ENTRY LANE PLAN
SCALE: 3/16" = 1'-0"

NORTH

HOUSTON AIRPORT SYSTEM
GEORGE BUSH INTERCONTINENTAL AIRPORT/HOUSTON TEXAS

Kimley»Horn
KIMLEY-HORN AND ASSOCIATES, INC.
1400 WOODLOCH FOREST DRIVE, SUITE 225
THE WOODLANDS, TX 77380
PHONE: 281-475-6216
TBPE FIRM REGISTRATION # 928
WWW.KIMLEY-HORN.COM

Ferguson Consulting
Consultants in Electrical, Security and Telecommunications Engineering
FERGUSON CONSULTING, INC.
10202 GROGAN'S MILL RD, SUITE #400
THE WOODLANDS, TEXAS 77380
(281) 825-8252 FIRM No. F-6864

REVISIONS

NO.	DESCRIPTION	DATE	BY

PARKING ACCESS AND REVENUE CONTROL SYSTEMS (PARCS)

GARAGE LEVEL 1 ENTRY LANE PLAN

PROJECT MGR:	LF
DESIGNER:	PM
DRAWN BY:	FR
CHECKED BY:	LF
SCALE:	AS SHOWN
DATE:	2/28/2020

FERGUSON CONSULTING, INC. STATE OF TEXAS C. LECETTE FERGUSON 81460 REGISTERED PROFESSIONAL ENGINEER F-6864 2/28/2020

APPROVED BY: DATE:

DIRECTOR
HOUSTON AIRPORT SYSTEM

PROJECT NO.
067810600

C.I.P. NO.

H.A.S. NO.
PN HKE-PARCS-2020-003

SHEET NO.
2T1-101

Q:\Shared\FCI Projects\19007-IAH HAS PARCS\Dwg\HOU\GARAGE\2T1-101 GARAGE OVERALL PLANS.dwg Feb 28, 2020 3:42pm

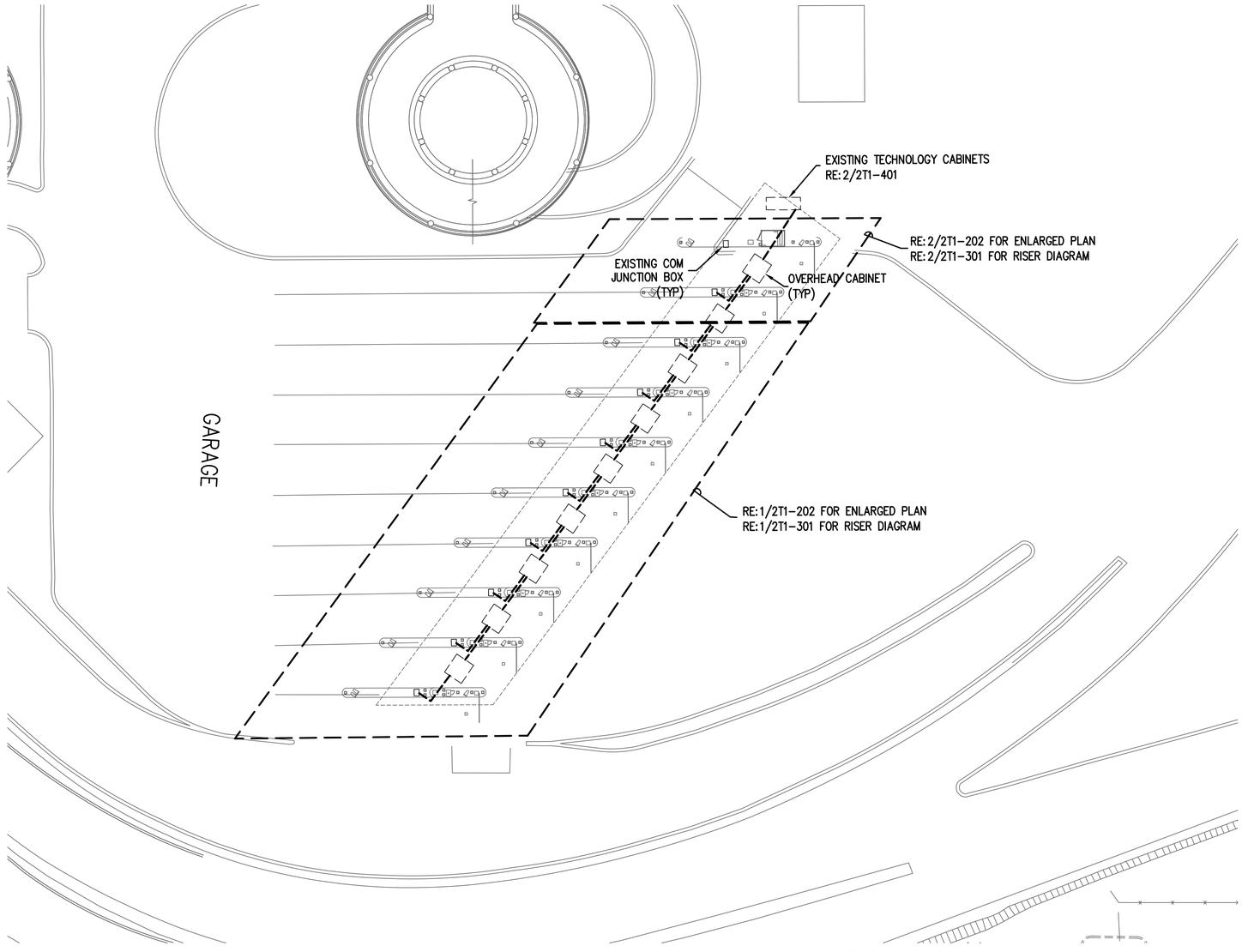

1 GARAGE LEVEL 1 EXIT LANE PLAN

SCALE: 3/16" = 1'-0"

NORTH

GENERAL NOTES:

1. EXISTING CONDITIONS SHOWN BASED ON AS-BUILT DATA AND CASUAL SITE OBSERVATIONS. CONTRACTOR SHALL VERIFY CONDITIONS PRIOR TO INSTALLATION OF ANY AND ALL EQUIPMENT.
2. REFER TO 2T2-300 SERIES FOR CONDUIT AND CABLES SIZES & QUANTITIES
3. REFER TO 2T2-400 SERIES FOR EQUIPMENT DETAILS.
4. REFER TO CIVIL PLANS FOR EXACT EQUIPMENT LAYOUT AND LOCATION.
5. FOR ALL PEDESTAL/GROUND MOUNTED EQUIPMENT INSTALL RGS CONDUIT EXPOSED ON GRADE UNLESS OTHERWISE NOTED.
6. REFER TO 0T0 SERIES FOR TYPICAL DETAILS.

HOUSTON AIRPORT SYSTEM
GEORGE BUSH INTERCONTINENTAL AIRPORT/HOUSTON TEXAS

Kimley»Horn
KIMLEY-HORN AND ASSOCIATES, INC.
1400 WOODLOCH FOREST DRIVE, SUITE 225
THE WOODLANDS, TX 77380
PHONE: 281-475-2616
TBPE FIRM REGISTRATION F-928
WWW.KIMLEY-HORN.COM

Ferguson Consulting
Consultants in Electrical, Security and Telecommunications Engineering
FERGUSON CONSULTING, INC.
10202 GROGAN'S MILL RD., SUITE #400
THE WOODLANDS, TEXAS 77380
(281) 825-8252 FIRM No. F-6864

REVISIONS

NO.	DESCRIPTION	DATE	BY

PARKING ACCESS AND REVENUE CONTROL SYSTEMS (PARCS)
GARAGE LEVEL 1 EXIT LANE PLAN

PROJECT MGR:	LF
DESIGNER:	PM
DRAWN BY:	FR
CHECKED BY:	LF
SCALE:	AS SHOWN
DATE:	2/28/2020

FERGUSON CONSULTING, INC.
STATE OF TEXAS
C. LECETTE FERGUSON
81460
REGISTERED PROFESSIONAL ENGINEER
F-6864
2/28/2020

APPROVED BY: DATE:

DIRECTOR
HOUSTON AIRPORT SYSTEM

PROJECT NO.
067810800

C.I.P. NO.

H.A.S. NO.
PN HKE-PARCS-2020-003

SHEET NO.
2T1-102

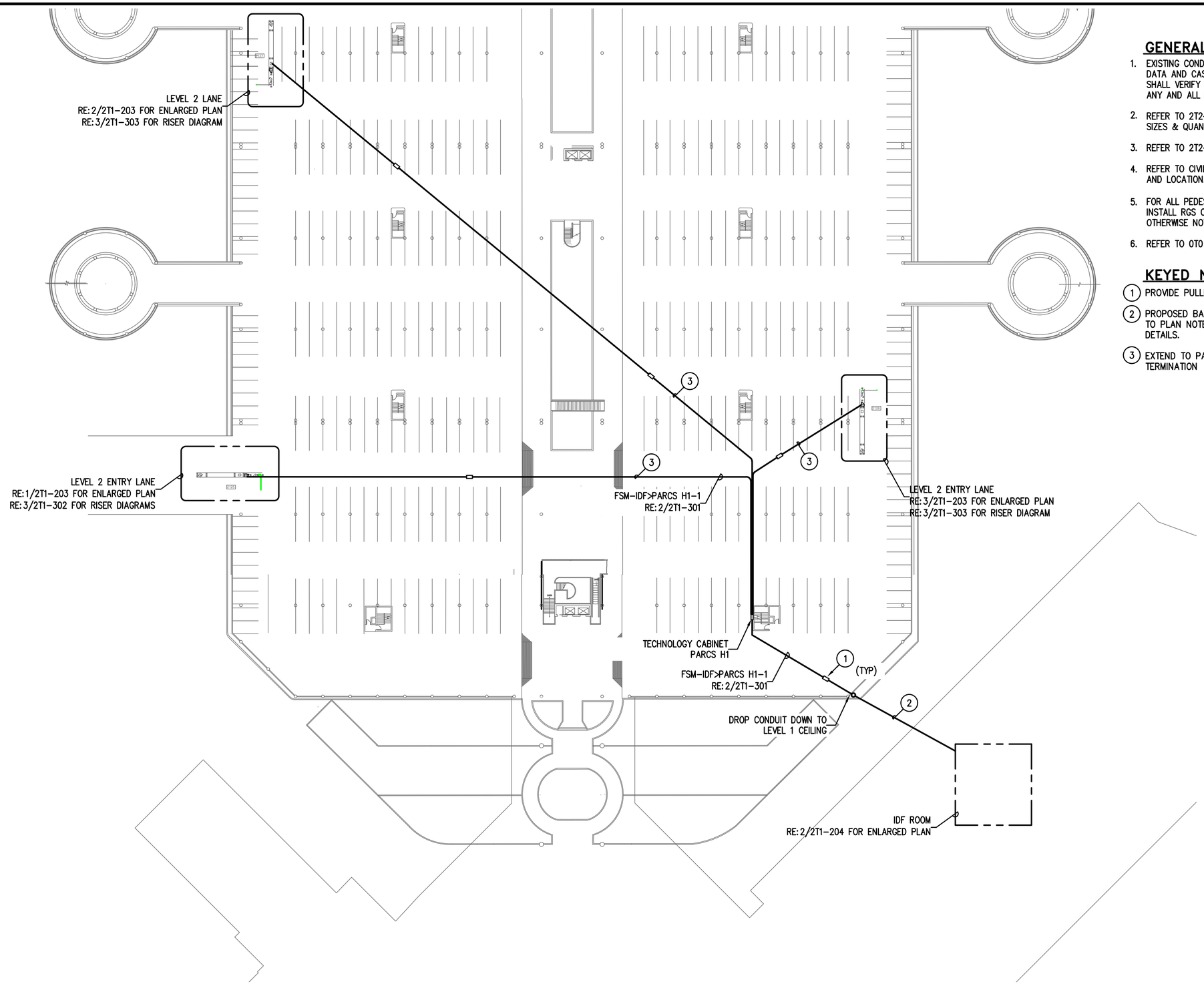

GENERAL NOTES:

1. EXISTING CONDITIONS SHOWN BASED ON AS-BUILT DATA AND CASUAL SITE OBSERVATIONS. CONTRACTOR SHALL VERIFY CONDITIONS PRIOR TO INSTALLATION OF ANY AND ALL EQUIPMENT.
2. REFER TO 2T2-300 SERIES FOR CONDUIT AND CABLES SIZES & QUANTITIES
3. REFER TO 2T2-400 SERIES FOR EQUIPMENT DETAILS.
4. REFER TO CIVIL PLANS FOR EXACT EQUIPMENT LAYOUT AND LOCATION.
5. FOR ALL PEDESTAL/GROUND MOUNTED EQUIPMENT INSTALL RGS CONDUIT EXPOSED ON GRADE UNLESS OTHERWISE NOTED.
6. REFER TO 0T0 SERIES FOR TYPICAL DETAILS.

KEYED NOTES:

1. PROVIDE PULLBOX FOLLOWING DIV 27 DETAILS
2. PROPOSED BACKBONE CONDUIT PATHWAY. REFER TO PLAN NOTED FOR CONDUIT AND CABLE DETAILS.
3. EXTEND TO PARCS SYSTEM CABINET FOR TERMINATION

2 GARAGE VALET ENTRY – LEVEL 2

SCALE: 3/16" = 1'-0"

NORTH

HOUSTON AIRPORT SYSTEM
GEORGE BUSH INTERCONTINENTAL
AIRPORT/HOUSTON TEXAS

Kimley»Horn
KIMLEY-HORN AND ASSOCIATES, INC.
1400 WOODLOCH FOREST DRIVE, SUITE 225
THE WOODLANDS, TX 77380
PHONE: 281-475-2616
TBPE FIRM REGISTRATION # 928
WWW.KIMLEY-HORN.COM

Ferguson Consulting
Consultants in Electrical, Security and Telecommunications Engineering
FERGUSON CONSULTING, INC.
10202 GROGAN'S MILL RD., SUITE #400
THE WOODLANDS, TEXAS 77380
(281) 825-8252 FIRM No. F-6864

REVISIONS

NO.	DESCRIPTION	DATE	BY

PARKING ACCESS AND REVENUE CONTROL SYSTEMS (PARCS)
HOBBY GARAGE OVERALL PLAN (LEVEL 2)

PROJECT MGR:	LF
DESIGNER:	PM
DRAWN BY:	FR
CHECKED BY:	LF
SCALE:	AS SHOWN
DATE:	2/28/2020

FERGUSON CONSULTING, INC.
STATE OF TEXAS
C. LECETTE FERGUSON
81460
REGISTERED PROFESSIONAL ENGINEER
F-6864
2/28/2020

APPROVED BY: DATE:

DIRECTOR
HOUSTON AIRPORT SYSTEM

PROJECT NO.
067810800

C.I.P. NO.

H.A.S. NO.
PN HKE-PARCS-2020-003

SHEET NO.
2T1-103

Q:\Shared\FCI Projects\19007-IAH HAS PARCS\Dwg\HOU\GARAGE\2T1-101 GARAGE OVERALL PLANS.dwg Feb 28, 2020 3:42pm

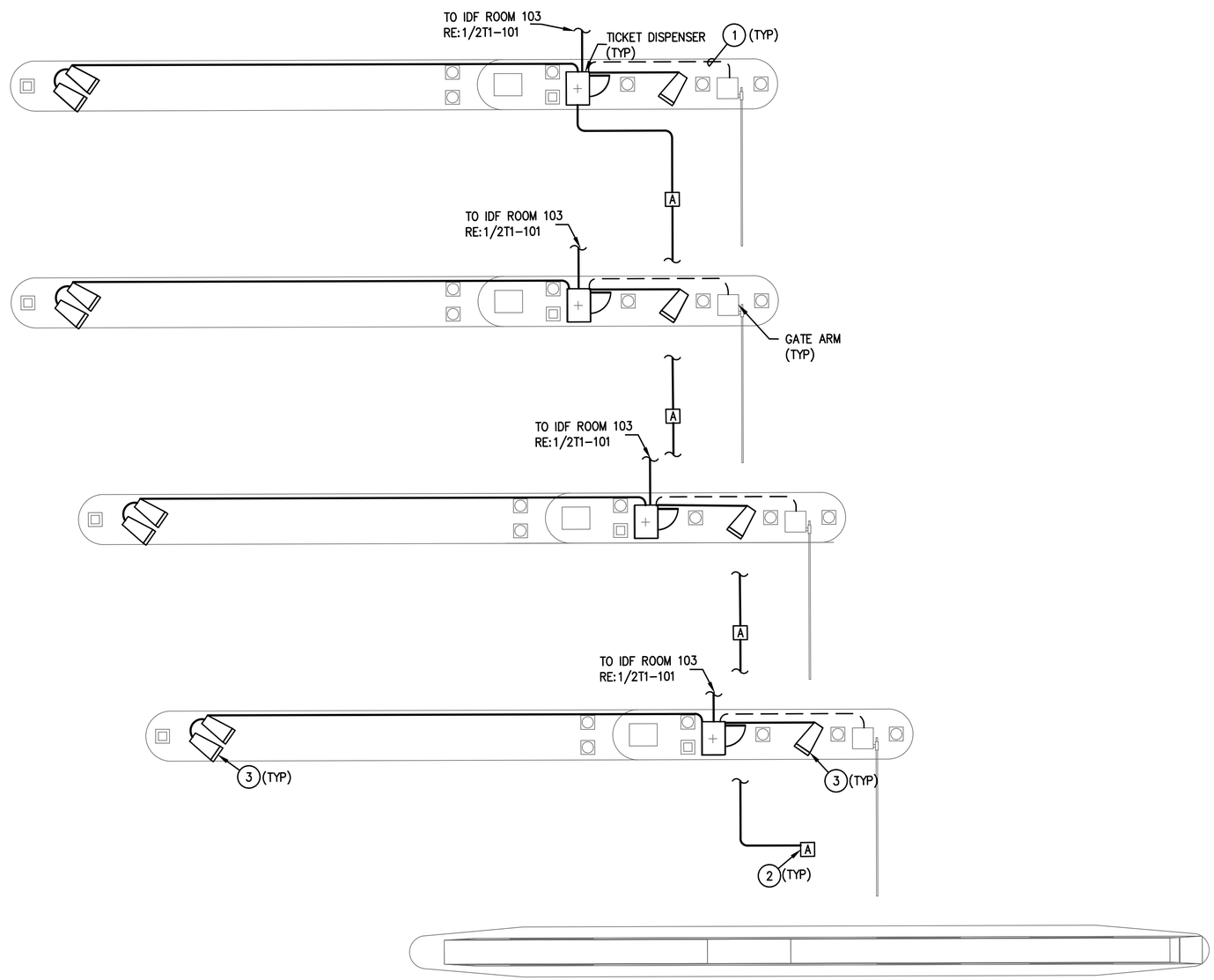

1 HOU GARAGE ENTRY LANES ENLARGED PLAN

SCALE: 3/16" = 1'-0"

NORTH

GENERAL NOTES:

1. EXISTING CONDITIONS SHOWN BASED ON AS-BUILT DATA AND CASUAL SITE OBSERVATIONS. CONTRACTOR SHALL VERIFY CONDITIONS PRIOR TO INSTALLATION OF ANY AND ALL EQUIPMENT.
2. REFER TO 2T1-300 SERIES FOR CONDUIT AND CABLES SIZES & QUANTITIES
3. REFER TO 2T1-400 SERIES FOR EQUIPMENT DETAILS.
4. REFER TO CIVIL PLANS FOR EXACT EQUIPMENT LAYOUT AND LOCATION.
5. FOR ALL PEDESTAL/GROUND MOUNTED EQUIPMENT INSTALL RGS CONDUIT EXPOSED ON GRADE UNLESS OTHERWISE NOTED.
6. REFER TO 3T1 SERIES FOR TYPICAL DETAILS.

KEYED NOTES:

1. UTILIZE EXISTING PATHWAY TO RE-ESTABLISH CONNECTION BETWEEN NEW TICKET DISPENSER & GATE ARM. REMOVE EXISTING CABLES AND INSTALL NEW CABLES AS REQUIRED.
2. MOUNT IN CELING STRUCTURE.
3. MOUNT ON PEDESTAL. DEFER TO MANUFACTURER FOR MOUNTING REQUIREMENTS.

HOUSTON AIRPORT SYSTEM
GEORGE BUSH INTERCONTINENTAL
AIRPORT/HOUSTON TEXAS

Kimley»Horn
KIMLEY-HORN AND ASSOCIATES, INC.
1400 WOODLOCH FOREST DRIVE, SUITE 225
THE WOODLANDS, TX 77380
PHONE: 281-475-8016
TBPE FIRM REGISTRATION F-928
WWW.KIMLEY-HORN.COM

Ferguson Consulting
Consultants in Electrical, Security and Telecommunications Engineering
FERGUSON CONSULTING, INC.
10202 GROGAN'S MILL RD, SUITE 2400
THE WOODLANDS, TEXAS 77380
(281) 825-8252 FIRM No. F-6864

REVISIONS

NO.	DESCRIPTION	DATE	BY

PARKING ACCESS AND REVENUE CONTROL SYSTEMS (PARCS)

HOBBY GARAGE ENTRY LANES ENLARGED PLAN

PROJECT MGR:	LF
DESIGNER:	PM
DRAWN BY:	FR
CHECKED BY:	LF
SCALE:	AS SHOWN
DATE:	2/28/2020

FERGUSON CONSULTING, INC. STATE OF TEXAS C. LECETTE FERGUSON 81460 REGISTERED PROFESSIONAL ENGINEER F-6864 2/28/2020

APPROVED BY: DATE:

DIRECTOR
HOUSTON AIRPORT SYSTEM

PROJECT NO.
067810600

C.I.P. NO.

H.A.S. NO.
PN HKE-PARCS-2020-003

SHEET NO.
2T1-201

Q:\Shared\FCI Projects\19007-IAH HAS PARCS\Dwg\HOU\GARAGE\2T1-201 GARAGE ENLARGED PLANS.dwg Feb 28, 2020 3:42pm

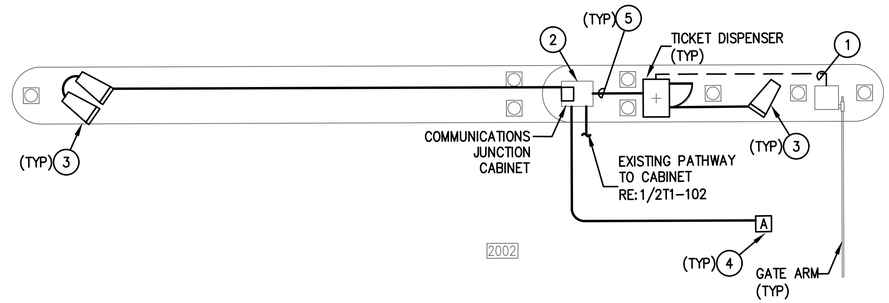

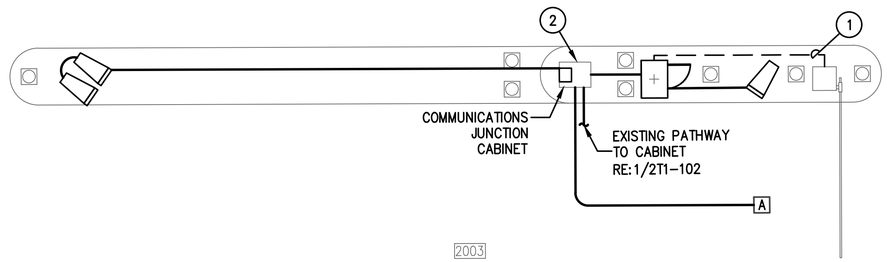

1 GARAGE TYP EXIT LANE – ENLARGED PLAN

SCALE: 1/4" = 1'-0"

* TYPICAL FOR LANES 2002-2010

NORTH

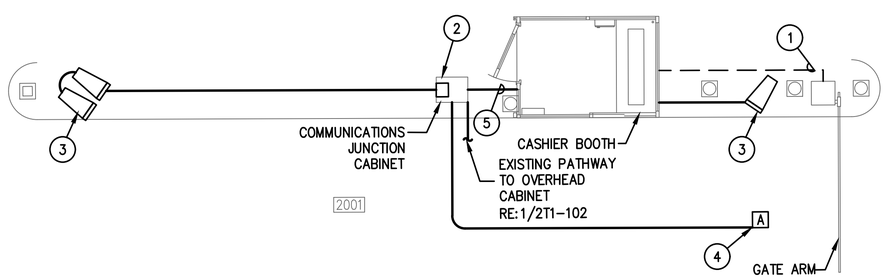

2 GARAGE CASHIER EXIT LANE – ENLARGED PLAN

SCALE: 1/4" = 1'-0"

NORTH

GENERAL NOTES:

1. EXISTING CONDITIONS SHOWN BASED ON AS-BUILT DATA AND CASUAL SITE OBSERVATIONS. CONTRACTOR SHALL VERIFY CONDITIONS PRIOR TO INSTALLATION OF ANY AND ALL EQUIPMENT.
2. REFER TO 1T2-300 SERIES FOR CONDUIT AND CABLES SIZES & QUANTITIES
3. REFER TO 1T2-400 SERIES FOR EQUIPMENT DETAILS.
4. REFER TO CIVIL PLANS FOR EXACT EQUIPMENT LAYOUT AND LOCATION.
5. FOR ALL PEDESTAL/GROUND MOUNTED EQUIPMENT INSTALL RGS CONDUIT EXPOSED ON GRADE UNLESS OTHERWISE NOTED.
6. REFER TO 3T1 SERIES FOR TYPICAL DETAILS.

KEYED NOTES:

1. UTILIZE EXISTING PATHWAY TO RE-ESTABLISH CONNECTION BETWEEN NEW TICKET DISPENSER/CASHIER BOOTH & GATE ARM. REMOVE EXISTING CABLES AND INSTALL NEW CABLES AS REQUIRED.
2. EXTEND CABLES TO EXISTING TECHNOLOGY JUNCTION CABINET AT END OF ROW. ROUTE VIA EXISTING OVERHEAD COMMUNICATION CABINETS MOUNTED ON CANOPY. REFER TO 100 SERIES.
3. MOUNT ON PEDESTAL. REFER TO MANUFACTURER FOR MOUNTING REQUIREMENTS.
4. MOUNT IN CEILING STRUCTURE.
5. EXTEND ALL CAT6 NETWORK CABLES TO COMMUNICATION CABINET FOR TERMINATION. SIZE CONDUIT FOLLOWING TABLE ON 0T0-001.

HOUSTON AIRPORT SYSTEM
GEORGE BUSH INTERCONTINENTAL
AIRPORT/HOUSTON TEXAS

Kimley»Horn
KIMLEY-HORN AND ASSOCIATES, INC.
1400 WOODLOCH FOREST DRIVE, SUITE 225
THE WOODLANDS, TX 77380
PHONE: 281-475-0916
TBPE FIRM REGISTRATION F-928
WWW.KIMLEY-HORN.COM

Ferguson Consulting
Consultants in Electrical, Security and Telecommunications Engineering
FERGUSON CONSULTING, INC.
10202 GROGAN'S MILL RD., SUITE #400
THE WOODLANDS, TEXAS 77380
(281) 825-8252 FIRM No. F-6864

REVISIONS

NO.	DESCRIPTION	DATE	BY

PARKING ACCESS AND REVENUE CONTROL SYSTEMS (PARCS)

GARAGE ENLARGED PLANS

PROJECT MGR:	LF
DESIGNER:	PM
DRAWN BY:	FR
CHECKED BY:	LF
SCALE:	AS SHOWN
DATE:	2/28/2020

FERGUSON CONSULTING, INC. STATE OF TEXAS C. LECETTE FERGUSON 81460 REGISTERED PROFESSIONAL ENGINEER F-6864 2/28/2020

APPROVED BY: DATE:

DIRECTOR
HOUSTON AIRPORT SYSTEM

PROJECT NO.
067810800

C.I.P. NO.

H.A.S. NO.
PN HKE-PARCS-2020-003

SHEET NO.
2T1-202

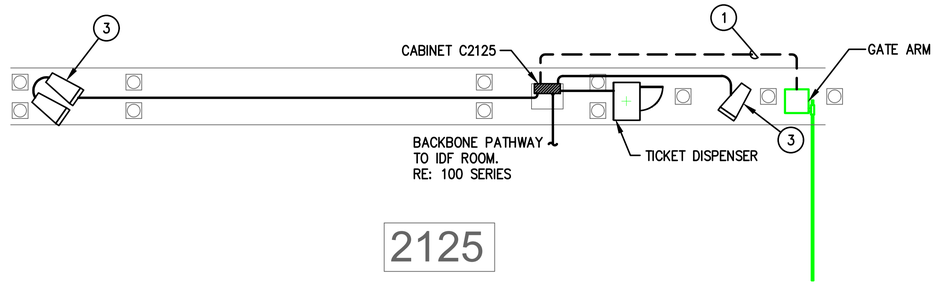

1 HOBBY GARAGE VALET
SCALE: 3/16" = 1'-0"

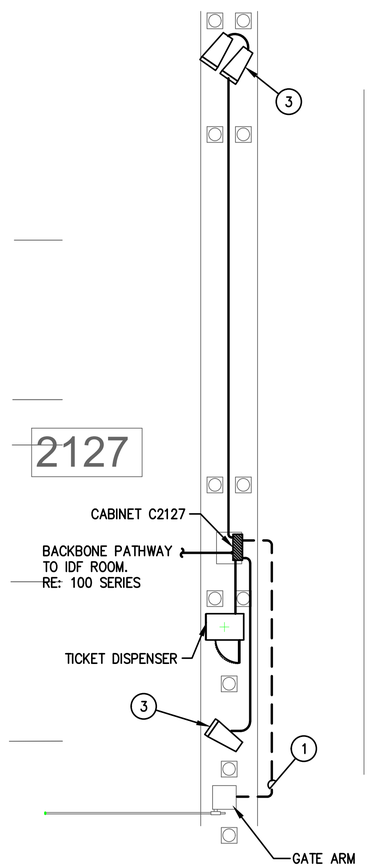

2 HOBBY GARAGE VALET
SCALE: 3/16" = 1'-0"

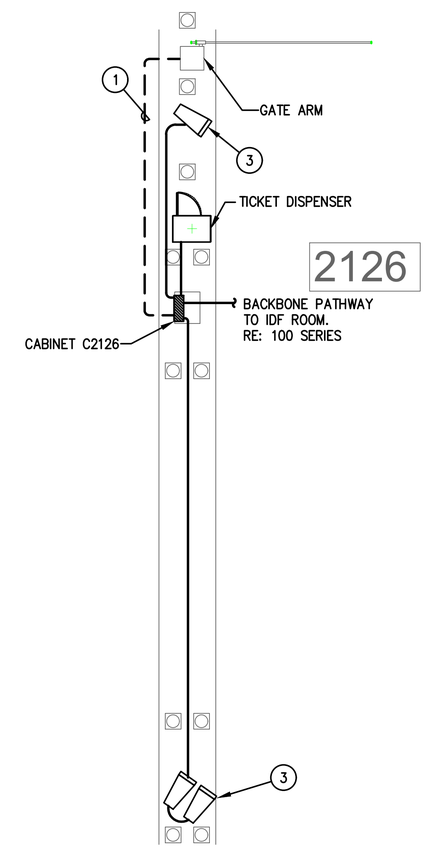

3 HOBBY GARAGE VALET
SCALE: 3/16" = 1'-0"

GENERAL NOTES:

1. EXISTING CONDITIONS SHOWN BASED ON AS-BUILT DATA AND CASUAL SITE OBSERVATIONS. CONTRACTOR SHALL VERIFY CONDITIONS PRIOR TO INSTALLATION OF ANY AND ALL EQUIPMENT.
2. REFER TO 2T1-300 SERIES FOR CONDUIT AND CABLES SIZES & QUANTITIES
3. REFER TO 2T1-400 SERIES FOR EQUIPMENT DETAILS.
4. REFER TO CIVIL PLANS FOR EXACT EQUIPMENT LAYOUT AND LOCATION.
5. FOR ALL PEDESTAL/GROUND MOUNTED EQUIPMENT INSTALL RGS CONDUIT EXPOSED ON GRADE UNLESS OTHERWISE NOTED.
6. REFER TO 3T1 SERIES FOR TYPICAL DETAILS.

KEYED NOTES:

1. UTILIZE EXISTING PATHWAY TO RE-ESTABLISH CONNECTION BETWEEN NEW TICKET DISPENSER & GATE ARM. REMOVE EXISTING CABLES AND INSTALL NEW CABLES AS REQUIRED.
2. MOUNT IN CELING STRUCTURE.
3. MOUNT ON PEDESTAL. DEFER TO MANUFACTURER FOR MOUNTING REQUIREMENTS.

HOUSTON AIRPORT SYSTEM
GEORGE BUSH INTERCONTINENTAL
AIRPORT/HOUSTON TEXAS

Kimley»Horn
KIMLEY-HORN AND ASSOCIATES, INC.
1400 WOODLOCH FOREST DRIVE, SUITE 225
THE WOODLANDS, TX 77380
PHONE: 281-475-2616
TBPE FIRM REGISTRATION F-928
WWW.KIMLEY-HORN.COM

Ferguson Consulting
Consultants in Electrical, Security and Telecommunications Engineering
FERGUSON CONSULTING, INC.
10202 GROGAN'S MILL RD., SUITE 2400
THE WOODLANDS, TEXAS 77380
(281) 825-8252 FIRM No. F-6864

REVISIONS

NO.	DESCRIPTION	DATE	BY

PARKING ACCESS AND REVENUE CONTROL SYSTEMS (PARCS)
HOBBY GARAGE VALET LANES
ENLARGED PLAN

PROJECT MGR:	LF
DESIGNER:	PM
DRAWN BY:	FR
CHECKED BY:	LF
SCALE:	AS SHOWN
DATE:	2/28/2020

FERGUSON CONSULTING, INC. STATE OF TEXAS C. LECETTE FERGUSON 81460 REGISTERED PROFESSIONAL ENGINEER F-6864 2/28/2020

APPROVED BY: DATE:

DIRECTOR
HOUSTON AIRPORT SYSTEM

PROJECT NO.
067810800

C.I.P. NO.

H.A.S. NO.
PN HKE-PARCS-2020-003

SHEET NO.
2T1-203

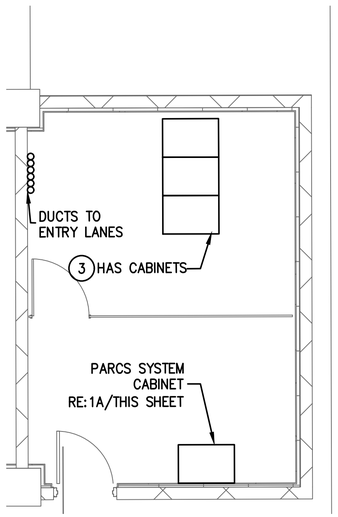

1 — IDF-103 – ENLARGED PLAN

SCALE: 3/16" = 1'-0"



1A — RACK ELEVATION – IDF-103

SCALE: 3/16" = 1'-0"

KEYED NOTES:

1. PROVIDE NEW 48P PATCH PANEL FOR TERMINATION OF PARCS SYSTEM CAT 6 CABLES
2. INSTALL NEW 48P SWITCH W/ GBIC UPLINK MODULES FOR PARCS SYSTEM. PROVIDE (2) FIBER PATCH CABLES FROM SWITCH TO HAS CABINET FOR EXTENSION OF SYSTEM TO MDF ROOM.
3. FIELD COORDINATE FIBER PATCH CORD PORTS WITH HAS IT GROUP

HOUSTON AIRPORT SYSTEM
GEORGE BUSH INTERCONTINENTAL
AIRPORT/HOUSTON TEXAS

Kimley»Horn
KIMLEY-HORN AND ASSOCIATES, INC.
1400 WOODLOCH FOREST DRIVE, SUITE 225
THE WOODLANDS, TX 77380
PHONE: 281-475-0916
TBPE FIRM REGISTRATION F-928
WWW.KIMLEY-HORN.COM

Ferguson Consulting
Consultants in Electrical, Security and Telecommunications Engineering
FERGUSON CONSULTING, INC.
10202 GROGAN'S MILL RD, SUITE 240
THE WOODLANDS, TEXAS 77380
(281) 292-9252 FIRM No. F-6864

REVISIONS

NO.	DESCRIPTION	DATE	BY

PARKING ACCESS AND REVENUE CONTROL SYSTEMS (PARCS)
HOBBY GARAGE VALET LANES ENLARGED PLAN

PROJECT MGR:	LF
DESIGNER:	PM
DRAWN BY:	FR
CHECKED BY:	LF
SCALE:	AS SHOWN
DATE:	2/28/2020

FERGUSON CONSULTING, INC. STATE OF TEXAS C. LECETTE FERGUSON 81460 REGISTERED PROFESSIONAL ENGINEER F-6864 2/28/2020

APPROVED BY: DATE:

DIRECTOR
HOUSTON AIRPORT SYSTEM

PROJECT NO.
067810800

C.I.P. NO.

H.A.S. NO.
PN HKE-PARCS-2020-003

SHEET NO.
2T1-204

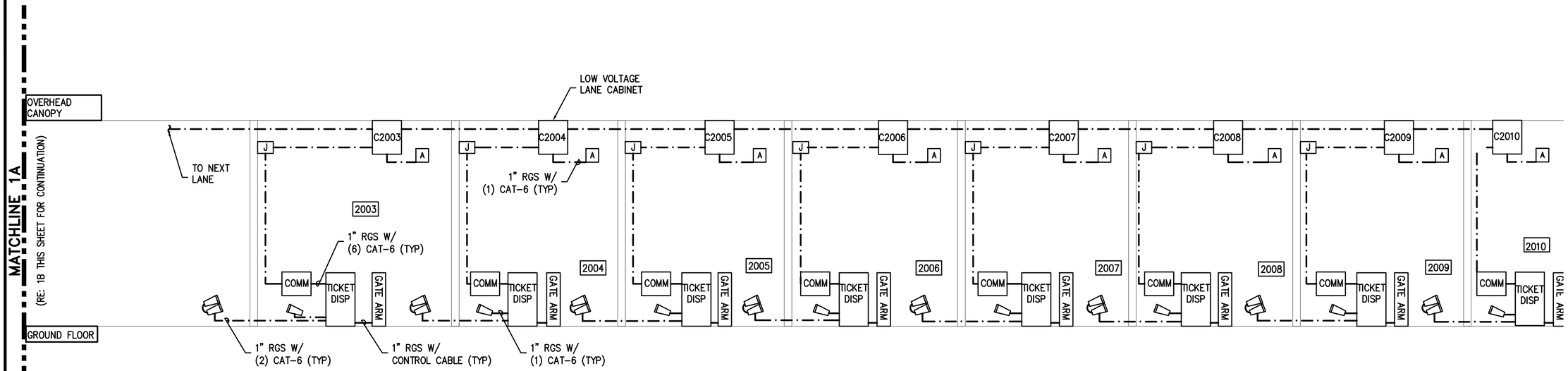

1 GARAGE EXIT LANES RISER DIAGRAM

SCALE: NTS

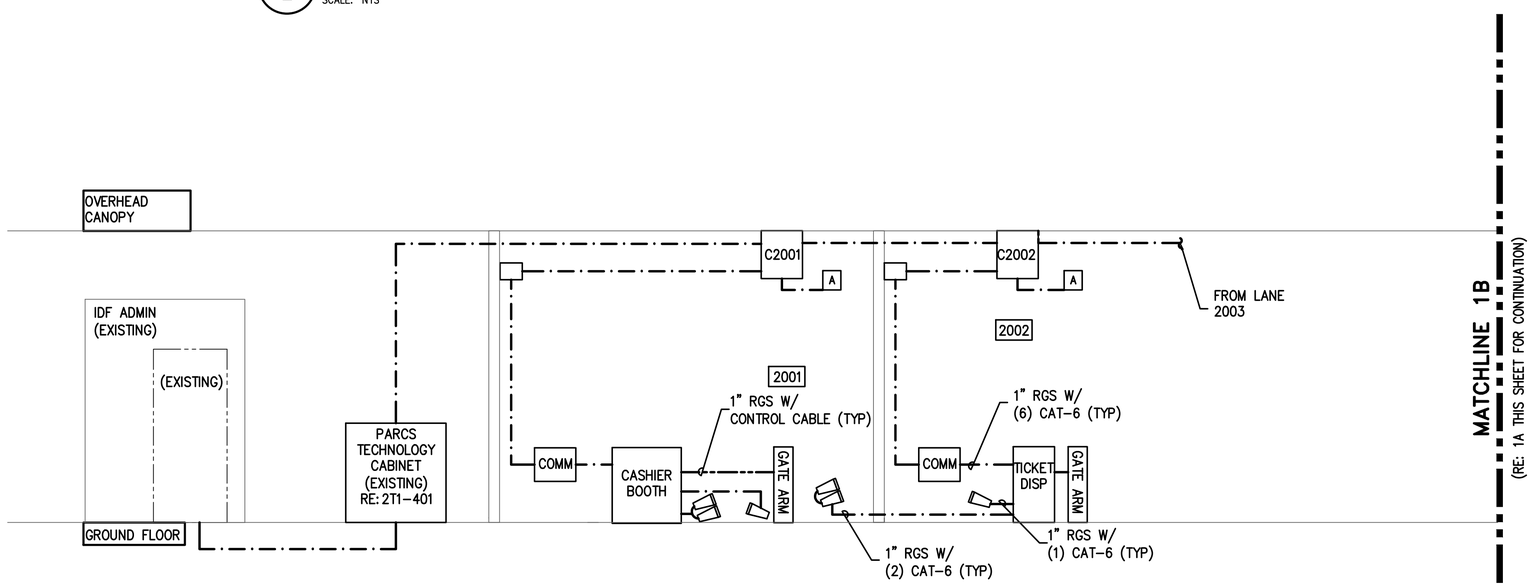

2 GARAGE CASHIER EXIT LANES RISER DIAGRAM

SCALE: NTS

GENERAL NOTES:

1. REFER TO 2T1-200 SERIES FOR EQUIPMENT LAYOUT

HOUSTON AIRPORT SYSTEM
GEORGE BUSH INTERCONTINENTAL AIRPORT/HOUSTON TEXAS

Kimley»Horn
KIMLEY-HORN AND ASSOCIATES, INC.
1400 WOODLOCH FOREST DRIVE, SUITE 225
THE WOODLANDS, TX 77380
PHONE: 281-475-0916
TBPE FIRM REGISTRATION F-928
WWW.KIMLEY-HORN.COM

Ferguson Consulting
Consultants in Electrical, Security and Telecommunications Engineering
FERGUSON CONSULTING, INC.
10202 GROGAN'S MILL RD., SUITE 2400
THE WOODLANDS, TEXAS 77380
(281) 825-8252 FIRM No. F-8864

REVISIONS

NO.	DESCRIPTION	DATE	BY

PARKING ACCESS AND REVENUE CONTROL SYSTEMS (PARCS)

GARAGE - RISER DIAGRAMS

PROJECT MGR:	LF
DESIGNER:	PM
DRAWN BY:	FR
CHECKED BY:	LF
SCALE:	AS SHOWN
DATE:	2/28/2020

FERGUSON CONSULTING, INC. STATE OF TEXAS C. LECETTE FERGUSON 81460 REGISTERED PROFESSIONAL ENGINEER F-8864 2/28/2020

APPROVED BY: DATE:

DIRECTOR
HOUSTON AIRPORT SYSTEM

PROJECT NO.
067810800

C.I.P. NO.

H.A.S. NO.
PN HKE-PARCS-2020-003

SHEET NO.
2T1-301

Q:\Shared\FCI Projects\19007-IAH HAS PARCS\Dwg\HOU\GARAGE\2T1-301 TECH RISER DIAGRAM.dwg Feb 28, 2020 3:42pm

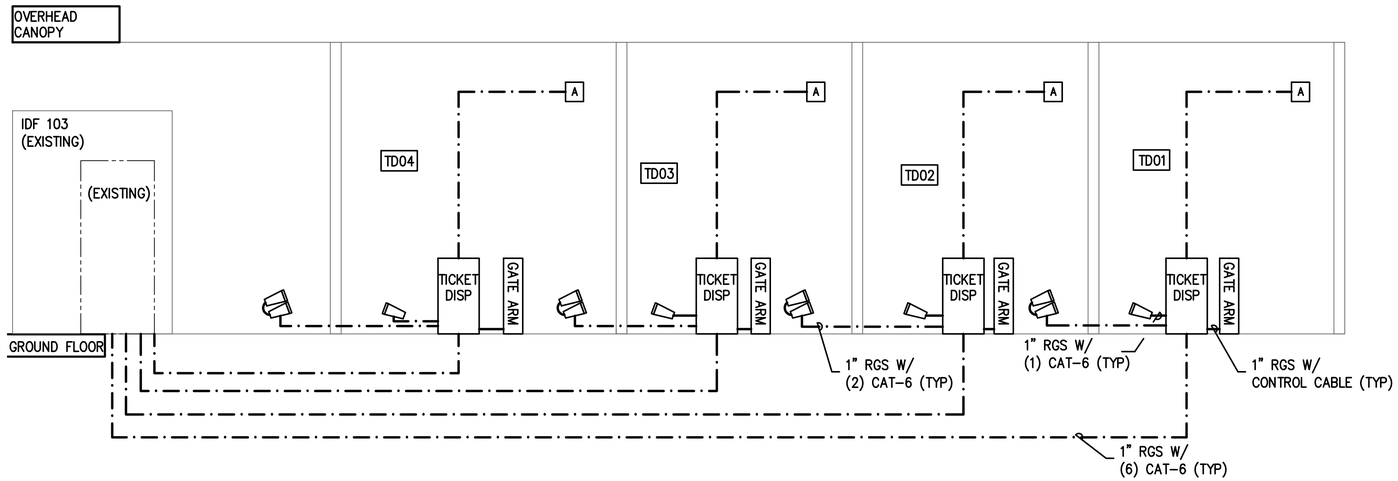

1 HOBBY GARAGE ENTRY LANES RISER DIAGRAM

SCALE: NTS

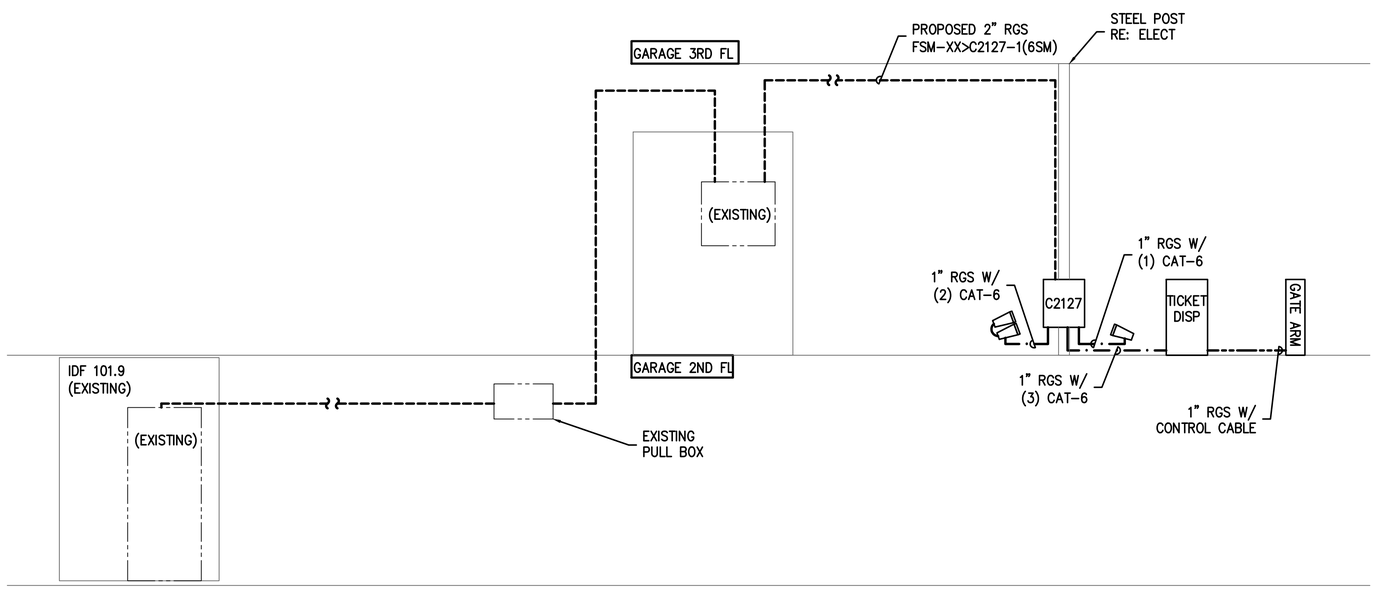

2 LEVEL 1 GARAGE VALET LANES RISER DIAGRAM

SCALE: NTS

*TYPICAL FOR LANES 2125,2126,2127.
RE: 2T1-103 FOR CABINET ID'S FOR LANES NOT SHOWN

GENERAL NOTES:

1. REFER TO 2T1-200 SERIES FOR EQUIPMENT LAYOUT

HOUSTON AIRPORT SYSTEM
GEORGE BUSH INTERCONTINENTAL AIRPORT/HOUSTON TEXAS

Kimley»Horn
KIMLEY-HORN AND ASSOCIATES, INC.
1400 WOODLOCH FOREST DRIVE, SUITE 225
THE WOODLANDS, TX 77380
PHONE: 281-475-6216
TBPE FIRM REGISTRATION F-928
WWW.KIMLEY-HORN.COM

Ferguson Consulting
Consultants in Electrical, Security and Telecommunications Engineering
FERGUSON CONSULTING, INC.
10202 GROGAN'S MILL RD., SUITE 400
THE WOODLANDS, TEXAS 77380
(281) 825-8252 FIRM No. F-6864

REVISIONS

NO.	DESCRIPTION	DATE	BY

PARKING ACCESS AND REVENUE CONTROL SYSTEMS (PARCS)
GARAGE - RISER DIAGRAMS

PROJECT MGR:	LF
DESIGNER:	PM
DRAWN BY:	FR
CHECKED BY:	LF
SCALE:	AS SHOWN
DATE:	2/28/2020

FERGUSON CONSULTING, INC. STATE OF TEXAS C. LEGETTE FERGUSON 81460 REGISTERED PROFESSIONAL ENGINEER F-6864 2/28/2020

APPROVED BY: DATE:

DIRECTOR
HOUSTON AIRPORT SYSTEM

PROJECT NO. 067810800
C.I.P. NO.
H.A.S. NO. PN HKE-PARCS-2020-003
SHEET NO. 2T1-302

Q:\Shared\FCI Projects\19007-IAH HAS PARCS\Dwg\HOU\GARAGE\2T1-301 TECH RISER DIAGRAM.dwg Feb 28, 2020 3:42pm

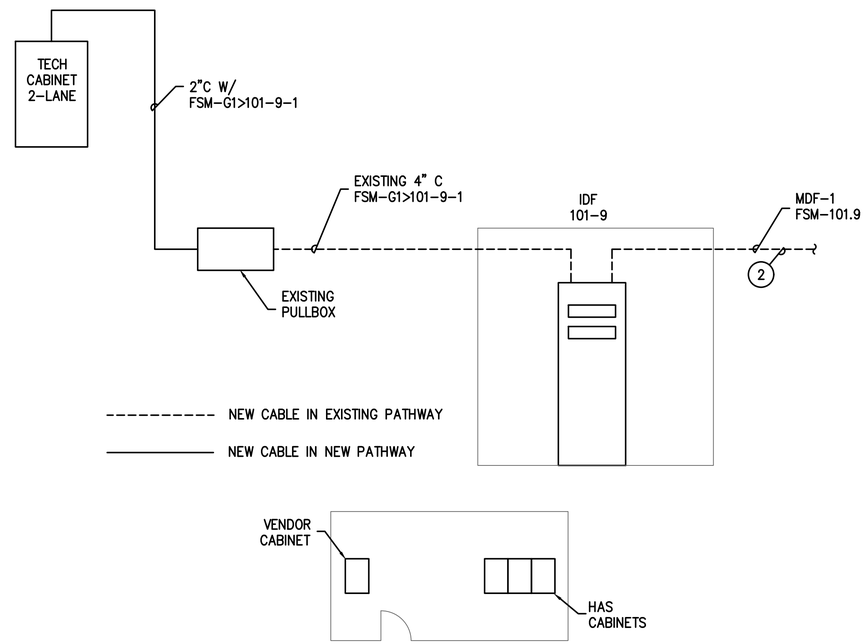

KEYED NOTES:

1. INSTALL NEW FIBER PATCH PANEL FOR TERMINATION OF NEW FIBER CABLES SHOWN
2. EXTEND NEW FIBER CABLE USING EXISTING PATHWAY

1 FIBER BACKBONE BLOCK DIAGRAM

SCALE: NTS

HOUSTON AIRPORT SYSTEM
GEORGE BUSH INTERCONTINENTAL
AIRPORT/HOUSTON TEXAS

Kimley»Horn
KIMLEY-HORN AND ASSOCIATES, INC.
1400 WOODLOCH FOREST DRIVE, SUITE 225
THE WOODLANDS, TX 77380
PHONE: 281-475-6216
TBPE FIRM REGISTRATION F-928
WWW.KIMLEY-HORN.COM

Ferguson Consulting
Consultants in Electrical, Security and Telecommunications Engineering
FERGUSON CONSULTING, INC.
10202 GROGAN'S MILL RD., SUITE #400
THE WOODLANDS, TEXAS 77380
(281) 825-8252 FIRM No. F-6864

REVISIONS

NO.	DESCRIPTION	DATE	BY

PARKING ACCESS AND REVENUE CONTROL SYSTEMS (PARCS)

FIBER BLOCK DIAGRAM

PROJECT MGR:	LF
DESIGNER:	PM
DRAWN BY:	FR
CHECKED BY:	LF
SCALE:	AS SHOWN
DATE:	2/28/2020

FERGUSON CONSULTING, INC.
STATE OF TEXAS
C. LECETTE FERGUSON
81460
REGISTERED PROFESSIONAL ENGINEER
F-6864
2/28/2020

APPROVED BY: DATE:

DIRECTOR
HOUSTON AIRPORT SYSTEM

PROJECT NO.
067810800

C.I.P. NO.

H.A.S. NO.
PN HKE-PARCS-2020-003

SHEET NO.
2T1-303

Q:\Shared\FCI Projects\19007–IAH HAS PARCS\Dwg\HOU\GARAGE\2T1–301 TECH RISER DIAGRAM.dwg Feb 28, 2020 3:42pm

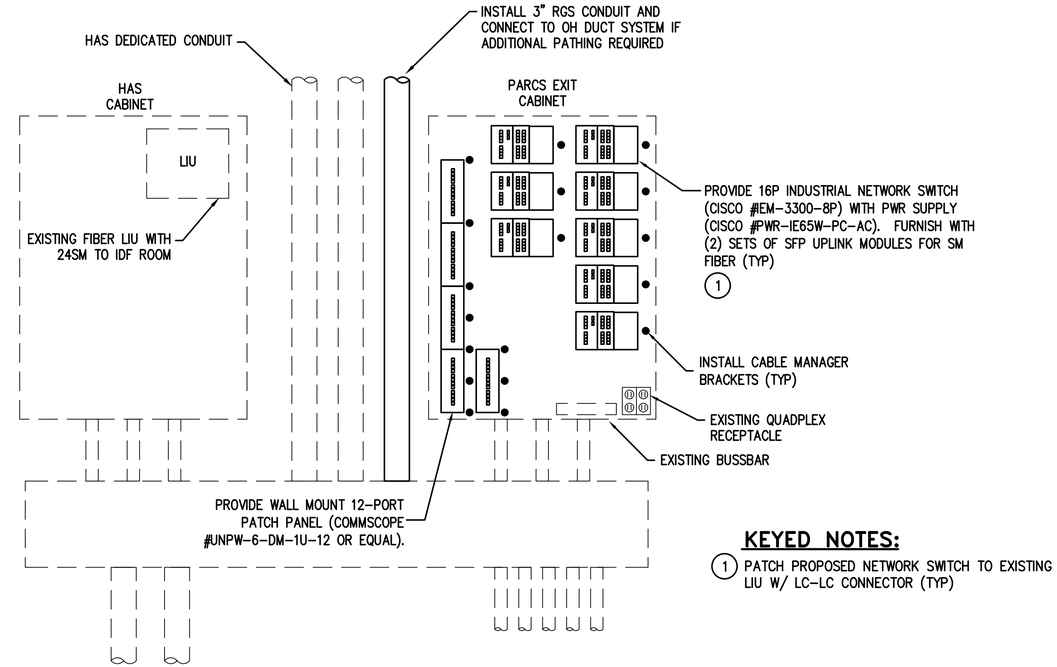

KEYED NOTES:

1. PATCH PROPOSED NETWORK SWITCH TO EXISTING LIU W/ LC-LC CONNECTOR (TYP)

1 TECHNOLOGY ENCLOSURE DETAIL-EXIT LANES

SCALE: NTS

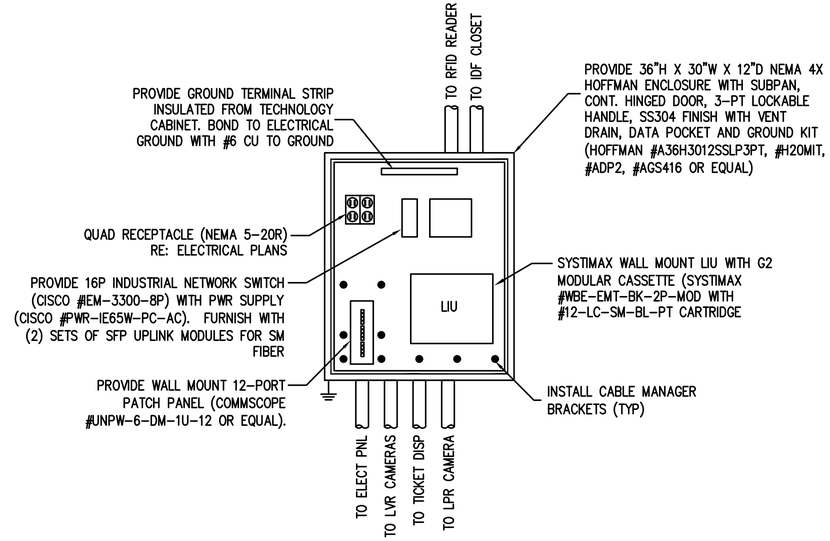

2 TECHNOLOGY ENCLOSURE DETAIL-EXIT LANES

SCALE: NTS

HOUSTON AIRPORT SYSTEM
GEORGE BUSH INTERCONTINENTAL
AIRPORT/HOUSTON TEXAS

Kimley»Horn
KIMLEY-HORN AND ASSOCIATES, INC.
1400 WOODLOCH FOREST DRIVE, SUITE 225
THE WOODLANDS, TX 77380
PHONE: 281-475-0916
TBPE FIRM REGISTRATION F-928
WWW.KIMLEY-HORN.COM

Ferguson Consulting
Consultants in Electrical, Security and Telecommunications Engineering
FERGUSON CONSULTING, INC.
10202 GROGAN'S MILL RD, SUITE 400
THE WOODLANDS, TEXAS 77380
(281) 825-8252 FIRM No. F-6864

REVISIONS

NO.	DESCRIPTION	DATE	BY

PARKING ACCESS AND REVENUE CONTROL SYSTEMS (PARCS)

GARAGE DETAILS PLAN

PROJECT MGR:	LF
DESIGNER:	PM
DRAWN BY:	FR
CHECKED BY:	LF
SCALE:	AS SHOWN
DATE:	2/28/2020

FERGUSON CONSULTING, INC. STATE OF TEXAS C. LECETTE FERGUSON 81460 REGISTERED PROFESSIONAL ENGINEER F-6864 2/28/2020

APPROVED BY: DATE:

DIRECTOR
HOUSTON AIRPORT SYSTEM

PROJECT NO.
067810600

C.I.P. NO.

H.A.S. NO.
PN HKE-PARCS-2020-003

SHEET NO.
2T1-401

1 EMPLOYEE LOT OVERALL PLAN
SCALE: 1" = 250'-0"

HOUSTON AIRPORT SYSTEM
GEORGE BUSH INTERCONTINENTAL
AIRPORT/HOUSTON TEXAS

Kimley»Horn
KIMLEY-HORN AND ASSOCIATES, INC.
1400 WOODLOCH FOREST DRIVE, SUITE 225
THE WOODLANDS, TX 77380
PHONE: 281-475-6016
TBPE FIRM REGISTRATION # 928
WWW.KIMLEY-HORN.COM

Ferguson Consulting
Consultants in Electrical, Security and Telecommunications Engineering
FERGUSON CONSULTING, INC.
10202 GROGAN'S MILL RD., SUITE 400
THE WOODLANDS, TEXAS 77380
(281) 825-8252 FIRM No. F-6864

REVISIONS

NO.	DESCRIPTION	DATE	BY

PARKING ACCESS AND REVENUE CONTROL SYSTEMS (PARCS)

EMPLOYEE LOT OVERALL SITE PLAN

PROJECT MGR:	LF
DESIGNER:	PM
DRAWN BY:	FR
CHECKED BY:	LF
SCALE:	AS SHOWN
DATE:	2/28/2020

FERGUSON CONSULTING, INC. STATE OF TEXAS C. LECETTE FERGUSON 81460 REGISTERED PROFESSIONAL ENGINEER F-6864 2/28/2020

APPROVED BY: DATE:

DIRECTOR
HOUSTON AIRPORT SYSTEM

PROJECT NO.
067810800

C.I.P. NO.

H.A.S. NO.
PN HKE-PARCS-2020-003

SHEET NO.
2T2-100

Q:\Shared\FCI Projects\19007-IAH HAS PARCS\Dwg\HOU\EMPLOYEE LOT\2T2-100 EMPLOYEE LOT OVERALLPLANS.dwg Feb 28, 2020 3:42pm

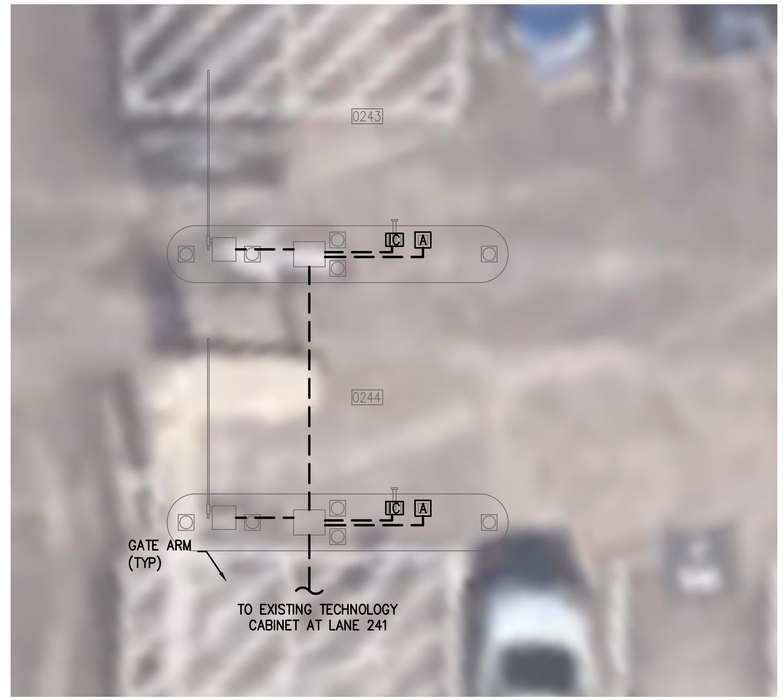

1 — HOU EMPLOYEE LOT ENTRY/EXIT – ENLARGED PLAN

SCALE: 3/16" = 1'-0"

NORTH

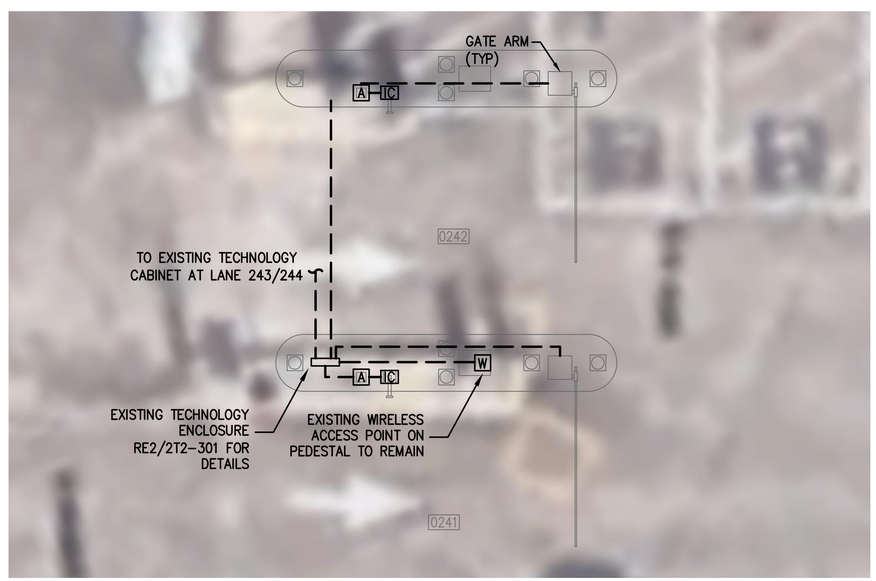

1 — HOU EMPLOYEE LOT ENTRY/EXIT – ENLARGED PLAN

SCALE: 3/16" = 1'-0"

NORTH

GENERAL NOTES:

1. EXISTING CONDITIONS SHOWN BASED ON AS-BUILT DATA AND CASUAL SITE OBSERVATIONS. CONTRACTOR SHALL VERIFY CONDITIONS PRIOR TO INSTALLATION OF ANY AND ALL EQUIPMENT.
2. REFER TO 1T2-300 SERIES FOR CONDUIT AND CABLES SIZES & QUANTITIES
3. REFER TO 1T2-400 SERIES FOR EQUIPMENT DETAILS.
4. REFER TO CIVIL PLANS FOR EXACT EQUIPMENT LAYOUT AND LOCATION.
5. FOR ALL PEDESTAL/GROUND MOUNTED EQUIPMENT INSTALL RGS CONDUIT EXPOSED ON GRADE UNLESS OTHERWISE NOTED.
6. REFER TO 3T1 SERIES FOR TYPICAL DETAILS.

HOUSTON AIRPORT SYSTEM
GEORGE BUSH INTERCONTINENTAL
AIRPORT/HOUSTON TEXAS

Kimley»Horn
KIMLEY-HORN AND ASSOCIATES, INC.
1400 WOODLOCH FOREST DRIVE, SUITE 225
THE WOODLANDS, TX 77380
PHONE: 281-475-8016
TBPE FIRM REGISTRATION # 928
WWW.KIMLEY-HORN.COM

Ferguson Consulting
Consultants in Electrical, Security and Telecommunications Engineering
FERGUSON CONSULTING, INC.
10202 GROGAN'S MILL RD., SUITE #400
THE WOODLANDS, TEXAS 77380
(281) 825-8252 FIRM No. F-6864

REVISIONS

NO.	DESCRIPTION	DATE	BY

PARKING ACCESS AND REVENUE CONTROL SYSTEMS (PARCS)

EMPLOYEE LOT ENLARGED PLANS

PROJECT MGR:	LF
DESIGNER:	PM
DRAWN BY:	FR
CHECKED BY:	LF
SCALE:	AS SHOWN
DATE:	2/28/2020

FERGUSON CONSULTING, INC. STATE OF TEXAS C. LECETTE FERGUSON 81460 REGISTERED PROFESSIONAL ENGINEER F-6864 2/28/2020

APPROVED BY: DATE:

DIRECTOR
HOUSTON AIRPORT SYSTEM

PROJECT NO.
067810800

C.I.P. NO.

H.A.S. NO.
PN HKE-PARCS-2020-003

SHEET NO.
2T2-201

Q:\Shared\FCI Projects\19007-IAH HAS PARCS\Dwg\HOU\EMPLOYEE LOT\2T2-201 EMPLOYEE LOT ENLARGED PLANS.dwg Feb 28, 2020 3:43pm

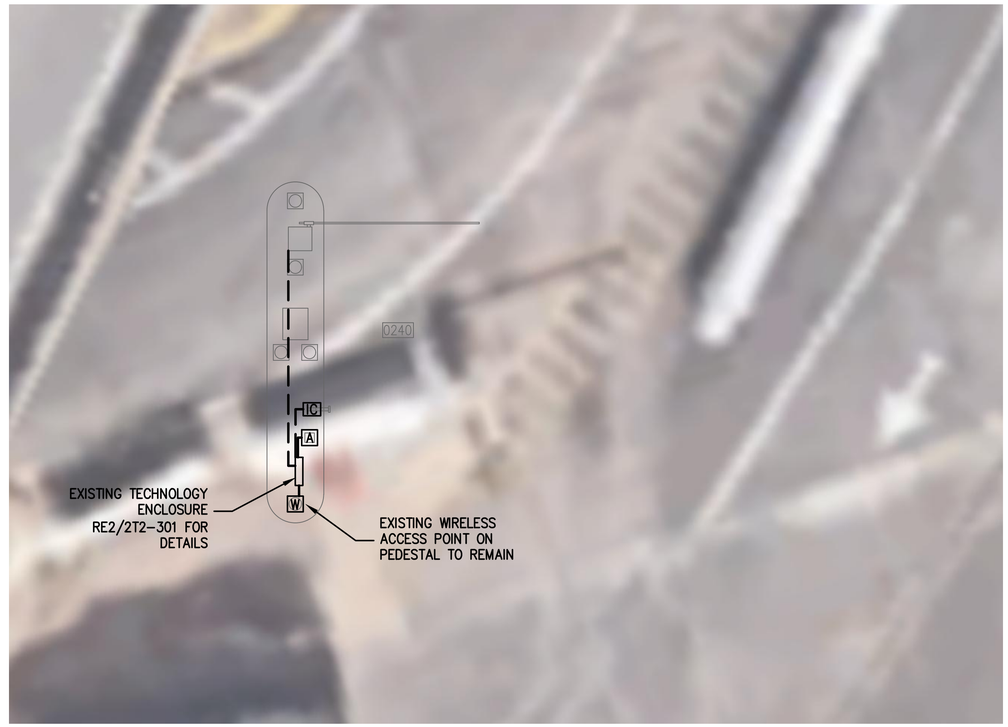

1 HOU EMPLOYEE LOT EMERGENCY EXIT – ENLARGED PLAN

SCALE: 3/16" = 1'-0"

NORTH

GENERAL NOTES:

1. EXISTING CONDITIONS SHOWN BASED ON AS-BUILT DATA AND CASUAL SITE OBSERVATIONS. CONTRACTOR SHALL VERIFY CONDITIONS PRIOR TO INSTALLATION OF ANY AND ALL EQUIPMENT.
2. REFER TO 1T2-300 SERIES FOR CONDUIT AND CABLES SIZES & QUANTITIES
3. REFER TO 1T2-400 SERIES FOR EQUIPMENT DETAILS.
4. REFER TO CIVIL PLANS FOR EXACT EQUIPMENT LAYOUT AND LOCATION.
5. FOR ALL PEDESTAL/GROUND MOUNTED EQUIPMENT INSTALL RGS CONDUIT EXPOSED ON GRADE UNLESS OTHERWISE NOTED.
6. REFER TO 3T1 SERIES FOR TYPICAL DETAILS.

HOUSTON AIRPORT SYSTEM
GEORGE BUSH INTERCONTINENTAL
AIRPORT/HOUSTON TEXAS

Kimley»Horn
KIMLEY-HORN AND ASSOCIATES, INC.
1400 WOODLOCH FOREST DRIVE, SUITE 225
THE WOODLANDS, TX 77380
PHONE: 281-475-8016
TBPE FIRM REGISTRATION F-928
WWW.KIMLEY-HORN.COM

Ferguson Consulting
Consultants in Electrical, Security and Telecommunications Engineering
FERGUSON CONSULTING, INC.
10202 GROGAN'S MILL RD., SUITE #400
THE WOODLANDS, TEXAS 77380
(281) 825-8282 FIRM No. F-6864

REVISIONS

NO.	DESCRIPTION	DATE	BY

PARKING ACCESS AND REVENUE CONTROL SYSTEMS (PARCS)
EMPLOYEE LOT ENLARGED PLANS

PROJECT MGR:	LF
DESIGNER:	PM
DRAWN BY:	FR
CHECKED BY:	LF
SCALE:	AS SHOWN
DATE:	2/28/2020

FERGUSON CONSULTING, INC. STATE OF TEXAS C. LECETTE FERGUSON 81460 REGISTERED PROFESSIONAL ENGINEER F-6864 2/28/2020

APPROVED BY: DATE:

DIRECTOR
HOUSTON AIRPORT SYSTEM

PROJECT NO.
067810800

C.I.P. NO.

H.A.S. NO.
PN HKE-PARCS-2020-003

SHEET NO.
2T2-202

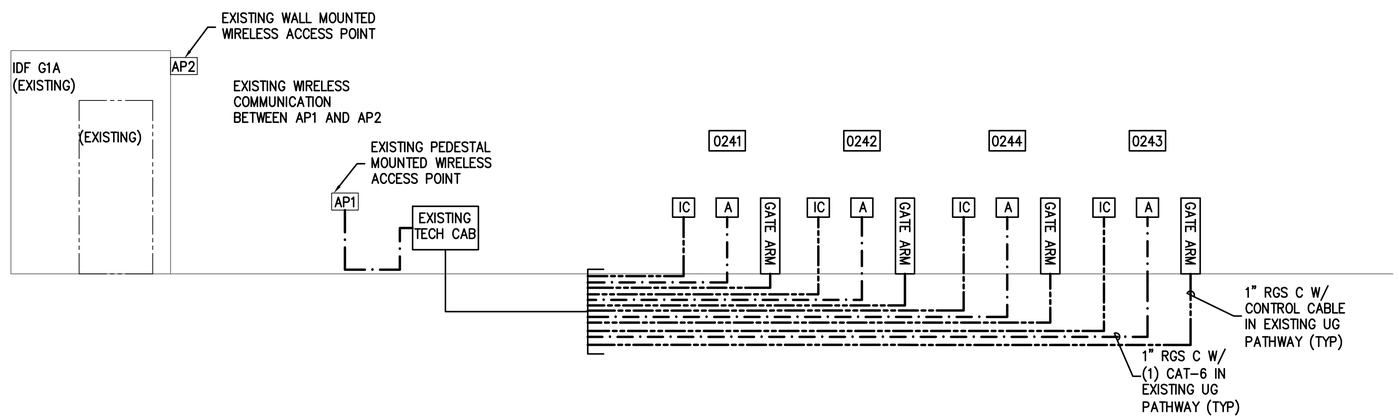

1 / – EMPLOYEE LOT ENTRY/EXIT – RISER DIAGRAMS

SCALE: NTS

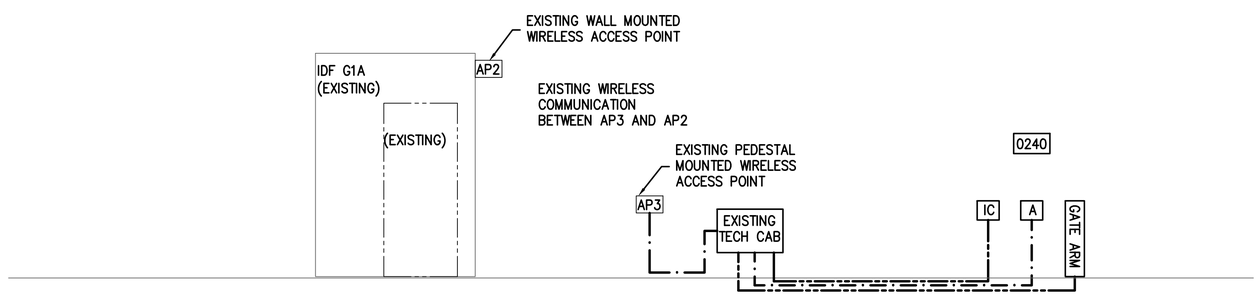

1 / – EMPLOYEE LOT EMERGENCY EXIT – RISER DIAGRAMS

SCALE: NTS

HOUSTON AIRPORT SYSTEM
GEORGE BUSH INTERCONTINENTAL AIRPORT/HOUSTON TEXAS

Kimley»Horn
KIMLEY-HORN AND ASSOCIATES, INC.
1400 WOODLOCH FOREST DRIVE, SUITE 225
THE WOODLANDS, TX 77380
PHONE: 281-475-6216
TBPE FIRM REGISTRATION # 928
WWW.KIMLEY-HORN.COM

Ferguson Consulting
Consultants in Electrical, Security and Telecommunications Engineering
FERGUSON CONSULTING, INC.
10202 GROGAN'S MILL RD, SUITE #400
THE WOODLANDS, TEXAS 77380
(281) 825-8252 FIRM No. F-6864

REVISIONS

NO.	DESCRIPTION	DATE	BY

PARKING ACCESS AND REVENUE CONTROL SYSTEMS (PARCS)

EMPLOYEE LOT RISER DIAGRAMS

PROJECT MGR:	LF
DESIGNER:	PM
DRAWN BY:	FR
CHECKED BY:	LF
SCALE:	AS SHOWN
DATE:	2/28/2020

FERGUSON CONSULTING, INC. STATE OF TEXAS C. LECETTE FERGUSON 81460 REGISTERED PROFESSIONAL ENGINEER F-6864 2/28/2020

APPROVED BY: DATE:

DIRECTOR
HOUSTON AIRPORT SYSTEM

PROJECT NO.
067810600

C.I.P. NO.

H.A.S. NO.
PN HKE-PARCS-2020-003

SHEET NO.
2T2-301

1 ECOPARK OVERALL SITE
SCALE: 1" = 250'-0"

HOUSTON AIRPORT SYSTEM
GEORGE BUSH INTERCONTINENTAL
AIRPORT/HOUSTON TEXAS

Kimley»Horn
KIMLEY-HORN AND ASSOCIATES, INC.
1400 WOODLOCH FOREST DRIVE, SUITE 225
THE WOODLANDS, TX 77380
PHONE: 281-475-6016
TBPE FIRM REGISTRATION F-928
WWW.KIMLEY-HORN.COM

Ferguson Consulting
Consultants in Electrical, Security and Telecommunications Engineering
FERGUSON CONSULTING, INC.
10202 GROGAN'S MILL RD., SUITE #400
THE WOODLANDS, TEXAS 77380
(281) 825-8252 FIRM No. F-6864

REVISIONS

NO.	DESCRIPTION	DATE	BY

PARKING ACCESS AND REVENUE CONTROL SYSTEMS (PARCS)
HOBBY ECOPARK OVERALL SITE PLAN

PROJECT MGR:	LF
DESIGNER:	PM
DRAWN BY:	FR
CHECKED BY:	LF
SCALE:	AS SHOWN
DATE:	2/28/2020

FERGUSON CONSULTING, INC.
STATE OF TEXAS
C. LECETTE FERGUSON
81460
REGISTERED PROFESSIONAL ENGINEER
F-6864
2/28/2020

APPROVED BY: DATE:

DIRECTOR
HOUSTON AIRPORT SYSTEM

PROJECT NO.
067810600

C.I.P. NO.

H.A.S. NO.
PN HKE-PARCS-2020-003

SHEET NO.
2T3-100

Q:\Shared\FCI Projects\19007-IAH HAS PARCS\Dwg\HOU\ECO PARK\2T3-100 ECO PARK.dwg Feb 28, 2020 3:43pm

GENERAL NOTES:

1. FIELD COORDINATE ALL CONDUIT PATHWAYS WITH EXISTING STRUCTURE AND UTILITIES. WHERE CONDUIT IS RUN OVERHEAD ROUTE CONDUIT AS HIGH AS POSSIBLE. CONTRACTOR HAS THE OPTION TO UTILIZE EXISTING PATHWAYS WHERE AVAILABLE
2. FOLLOW HOUSTON AIRPORT SYSTEM (HAS) TELECOM STANDARDS AND PRACTICES
3. EXISTING CONDITIONS SHOWN BASED ON AS-BUILT DATA AND CASUAL SITE OBSERVATIONS. CONTRACTOR SHALL VERIFY CONDITIONS PRIOR TO INSTALLATION OF ANY AND ALL EQUIPMENT
4. PROPOSED EQUIPMENT LOCATIONS ARE CONCEPTUAL. INSTALL EQUIPMENT AS SITE CONDITIONS REQUIRE AND AS APPROVED BY OWNER
5. REFER TO 1TX-200 DRAWING SERIES FOR ENLARGED LANE PLANS

KEYED NOTES:

1. INSTALL NEW FIBER CABLE IN EXISTING UNDERGROUND PATHWAY.
2. MOUNT BOX IN CEILING STRUCTURE. REFER TO DETAIL NOTED.
3. EXISTING COMMUNICATION HANDHOLE. VERIFY EXACT LOCATION PRIOR TO INSTALLATION OF PROPOSED EQUIPMENT

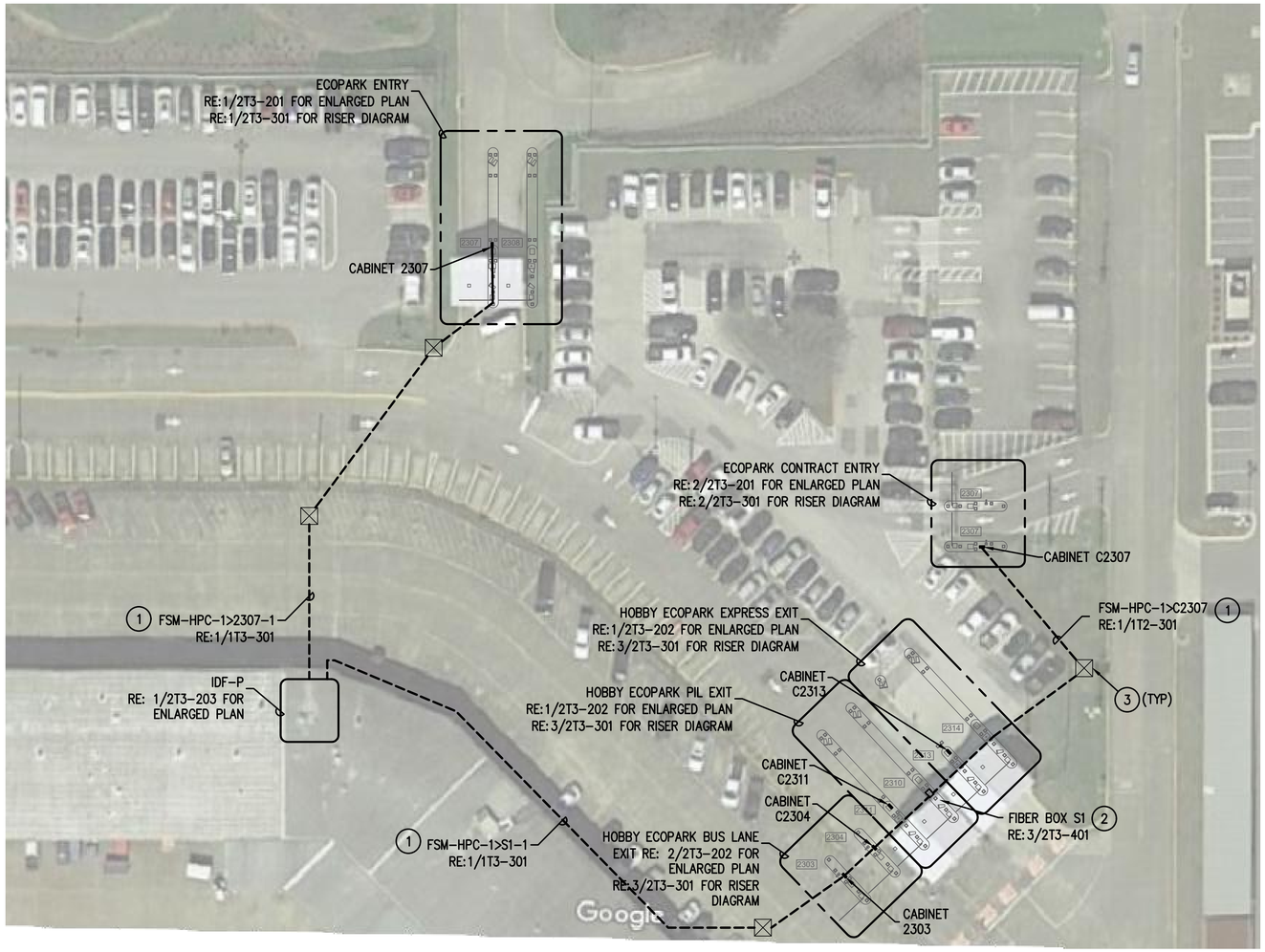

1 ECOPARK OVERALL SITE PLAN
SCALE: 1" = 250'-0"

NORTH

HOUSTON AIRPORT SYSTEM
GEORGE BUSH INTERCONTINENTAL
AIRPORT/HOUSTON TEXAS

Kimley»Horn
KIMLEY-HORN AND ASSOCIATES, INC.
1400 WOODLOCH FOREST DRIVE, SUITE 225
THE WOODLANDS, TX 77380
PHONE: 281-475-2616
TBPE FIRM REGISTRATION # 928
WWW.KIMLEY-HORN.COM

Ferguson Consulting
Consultants in Electrical, Security and Telecommunications Engineering
FERGUSON CONSULTING, INC.
10202 GROGAN'S MILL RD., SUITE #400
THE WOODLANDS, TEXAS 77380
(281) 825-8252 FIRM No. F-6864

REVISIONS

NO.	DESCRIPTION	DATE	BY

PARKING ACCESS AND REVENUE CONTROL SYSTEMS (PARCS)
ECOPARK OVERALL SITE PLAN

PROJECT MGR:	LF
DESIGNER:	PM
DRAWN BY:	FR
CHECKED BY:	LF
SCALE:	AS SHOWN
DATE:	2/28/2020

FERGUSON CONSULTING, INC. STATE OF TEXAS C. LECETIE FERGUSON 81460 REGISTERED PROFESSIONAL ENGINEER F-6864 2/28/2020

APPROVED BY: DATE:

DIRECTOR
HOUSTON AIRPORT SYSTEM

PROJECT NO.
067810800

C.I.P. NO.

H.A.S. NO.
PN HKE-PARCS-2020-003

SHEET NO.
2T3-101

Q:\Shared\FCI Projects\19007-IAH HAS PARCS\Dwg\HOU\ECO PARK\2T3-101 ECO PARK.dwg Feb 28, 2020 3:43pm

GENERAL NOTES:

1. EXISTING CONDITIONS SHOWN BASED ON AS-BUILT DATA AND CASUAL SITE OBSERVATIONS. CONTRACTOR SHALL VERIFY CONDITIONS PRIOR TO INSTALLATION OF ANY AND ALL EQUIPMENT
2. REFER TO 1TX-300 SERIES FOR RISER DIAGRAMS, CONDUIT AND CABLES SIZES & QUANTITIES
3. REFER TO 1TX-400 SERIES FOR EQUIPMENT DETAILS. REFER TO 0TX-400 FOR TYPICAL EQUIPMENT DETAILS
4. REFER TO CIVIL PLANS FOR EXACT EQUIPMENT LAYOUT AND LOCATION
5. FOR ALL PEDESTAL/GROUND MOUNTED EQUIPMENT INSTALL RGS CONDUIT EXPOSED ON GRADE UNLESS OTHERWISE NOTED
7. ALL CONDUIT SHALL BE FURNISHED AND INSTALLED UNDER DIV. 26, BUT SHALL FOLLOW DIV. 27 INSTALLATION REQUIREMENTS
8. COORDINATE ALL IDF ROOM WORK WITH RESPECTIVE OWNERS IT GROUP. PROVIDE A MINIMUM OF 30 DAYS NOTICE BEFORE WORKING IN ANY EXISTING IDF ROOM. REFER TO THE SPECIFICATIONS FOR REQUIREMENTS TO BE MET BEFORE TURNING ANY NEW IDF ROOM OVER TO RESPECTIVE OWNER

KEYED NOTES:

1. PROVIDE 2-LANE TECHNOLOGY ENCLOSURE. REFER TO 2T3-401.
2. EXTEND ALL CAT6 NETWORK CABLES TO TECHNOLOGY CABINET FOR TERMINATION. SIZE CONDUIT FOLLOWING TABLE ON 2T0-001.
3. STEEL POST FROM GRADE TO BOTTOM OF CANOPY CEILING FOR SUPPORT OF CONDUIT.
4. STEEL SUPPORT POST

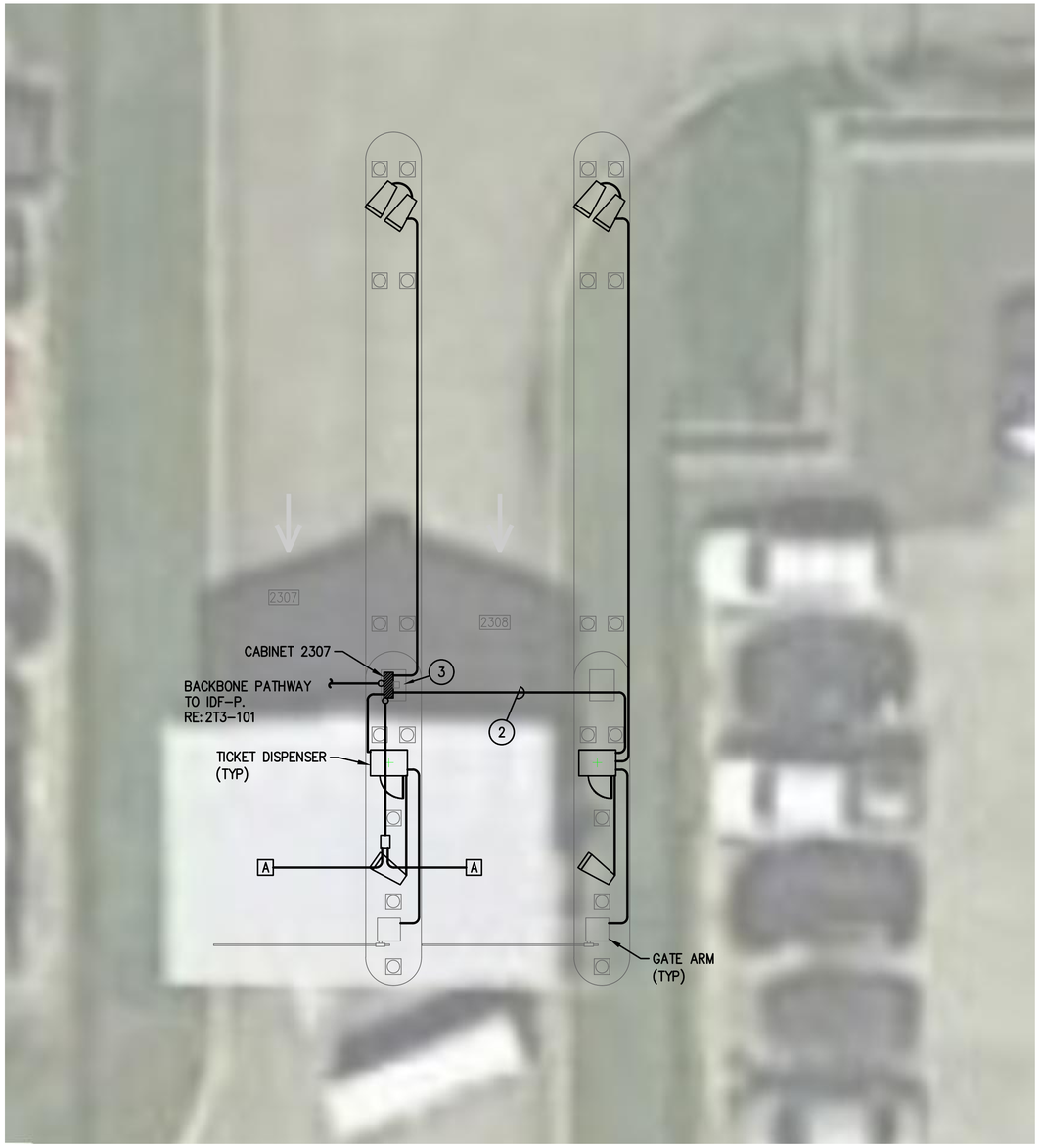

1 HOU ECOPARK ENTRY – ENLARGED PLAN
SCALE: 1/4" = 1'-0"

NORTH

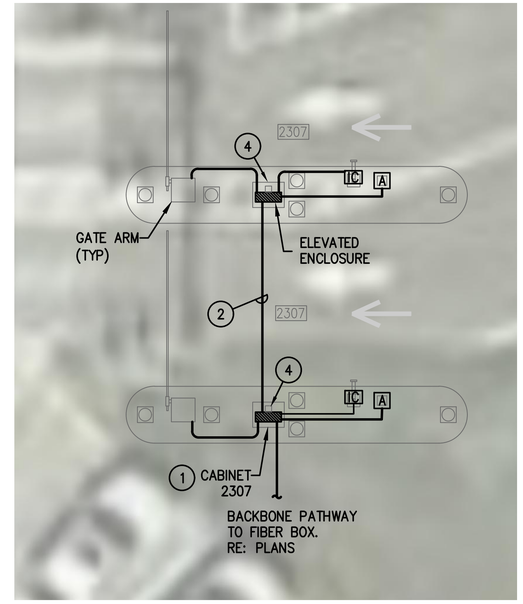

2 HOU ECOPARK CONTRACT ENTRY – ENLARGED PLAN
SCALE: 1/4" = 1'-0"

NORTH

HOUSTON AIRPORT SYSTEM
GEORGE BUSH INTERCONTINENTAL
AIRPORT/HOUSTON TEXAS

Kimley»Horn
KIMLEY-HORN AND ASSOCIATES, INC.
1400 WOODLOCH FOREST DRIVE, SUITE 225
THE WOODLANDS, TX 77380
PHONE: 281-475-2816
TBPE FIRM REGISTRATION # 928
WWW.KIMLEY-HORN.COM

Ferguson Consulting
Consultants in Electrical, Security and Telecommunications Engineering
FERGUSON CONSULTING, INC.
14002 GROGAN'S MILL RD., SUITE #400
THE WOODLANDS, TEXAS 77380
(281) 298-8252 FIRM No. F-6864

REVISIONS

NO.	DESCRIPTION	DATE	BY

PARKING ACCESS AND REVENUE CONTROL SYSTEMS (PARCS)
HOU ECO PARK ENLARGED PLANS

PROJECT MGR:	LF
DESIGNER:	PM
DRAWN BY:	FR
CHECKED BY:	LF
SCALE:	AS SHOWN
DATE:	2/28/2020

FERGUSON CONSULTING, INC. STATE OF TEXAS C. LECETTE FERGUSON 81460 REGISTERED PROFESSIONAL ENGINEER F-6864 2/28/2020

APPROVED BY: DATE:

DIRECTOR
HOUSTON AIRPORT SYSTEM

PROJECT NO.
067810800

C.I.P. NO.

H.A.S. NO.
PN HKE-PARCS-2020-003

SHEET NO.
2T3-201

Q:\Shared\FCI Projects\19007-IAH HAS PARCS\Dwg\HOU\ECO PARK\2T3-201 ECO PARK ENLARGED PLANS.dwg Feb 28, 2020 3:43pm

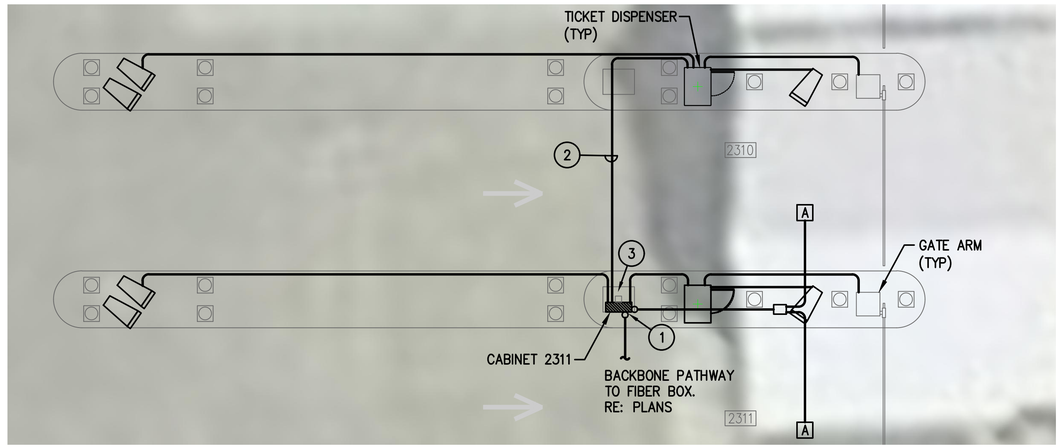

1 HOU ECOPARK EXIT – ENLARGED PLAN

SCALE: 1/4" = 1'-0"

NORTH

✱ TYPICAL FOR LANES
2314/2313 AND 2310/2311

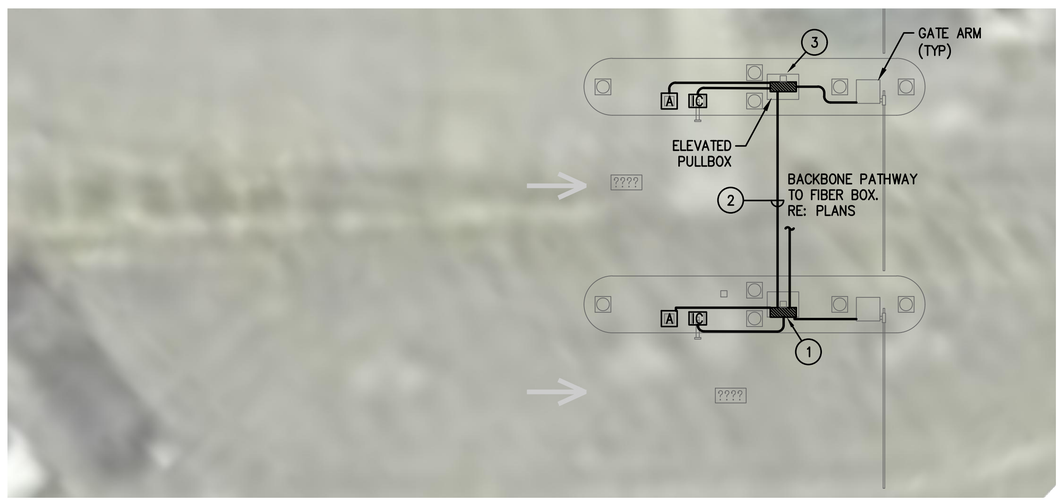

1 HOU ECOPARK BUS LANE EXIT – ENLARGED PLAN

SCALE: 1/4" = 1'-0"

NORTH

GENERAL NOTES:

1. EXISTING CONDITIONS SHOWN BASED ON AS-BUILT DATA AND CASUAL SITE OBSERVATIONS. CONTRACTOR SHALL VERIFY CONDITIONS PRIOR TO INSTALLATION OF ANY AND ALL EQUIPMENT
2. REFER TO 1TX-300 SERIES FOR RISER DIAGRAMS, CONDUIT AND CABLES SIZES & QUANTITIES
3. REFER TO 1TX-400 SERIES FOR EQUIPMENT DETAILS. REFER TO 0TX-400 FOR TYPICAL EQUIPMENT DETAILS
4. REFER TO CIVIL PLANS FOR EXACT EQUIPMENT LAYOUT AND LOCATION
5. FOR ALL PEDESTAL/GROUND MOUNTED EQUIPMENT INSTALL RGS CONDUIT EXPOSED ON GRADE UNLESS OTHERWISE NOTED
7. ALL CONDUIT SHALL BE FURNISHED AND INSTALLED UNDER DIV. 26, BUT SHALL FOLLOW DIV. 27 INSTALLATION REQUIREMENTS
8. COORDINATE ALL IDF ROOM WORK WITH RESPECTIVE OWNERS IT GROUP. PROVIDE A MINIMUM OF 30 DAYS NOTICE BEFORE WORKING IN ANY EXISTING IDF ROOM. REFER TO THE SPECIFICATIONS FOR REQUIREMENTS TO BE MET BEFORE TURNING ANY NEW IDF ROOM OVER TO RESPECTIVE OWNER

KEYED NOTES:

1. PROVIDE 2-LANE TECHNOLOGY ENCLOSURE. REFER TO 2T3-401.
2. EXTEND ALL CAT6 NETWORK CABLES TO TECHNOLOGY CABINET FOR TERMINATION. SIZE CONDUIT FOLLOWING TABLE ON 2T0-001.
3. STEEL SUPPORT POST

HOUSTON AIRPORT SYSTEM
GEORGE BUSH INTERCONTINENTAL
AIRPORT/HOUSTON TEXAS

Kimley»Horn
KIMLEY-HORN AND ASSOCIATES, INC.
1400 WOODLOCH FOREST DRIVE, SUITE 225
THE WOODLANDS, TX 77380
PHONE: 281-475-2616
TBPE FIRM REGISTRATION F-928
WWW.KIMLEY-HORN.COM

Ferguson Consulting
Consultants in Electrical, Security and Telecommunications Engineering
FERGUSON CONSULTING, INC.
10202 GROGAN'S MILL RD., SUITE 2400
THE WOODLANDS, TEXAS 77380
(281) 825-8252 FIRM No. F-6864

REVISIONS

NO.	DESCRIPTION	DATE	BY

PARKING ACCESS AND REVENUE CONTROL SYSTEMS (PARCS)

HOU ECO PARK-ENLARGED PLANS

PROJECT MGR:	LF
DESIGNER:	PM
DRAWN BY:	FR
CHECKED BY:	LF
SCALE:	AS SHOWN
DATE:	2/28/2020

FERGUSON CONSULTING, INC. STATE OF TEXAS C. LEGETTE FERGUSON 81460 REGISTERED PROFESSIONAL ENGINEER F-6864 2/28/2020

APPROVED BY: DATE:

DIRECTOR
HOUSTON AIRPORT SYSTEM

PROJECT NO.
067810800

C.I.P. NO.

H.A.S. NO.
PN HKE-PARCS-2020-003

SHEET NO.
2T3-202

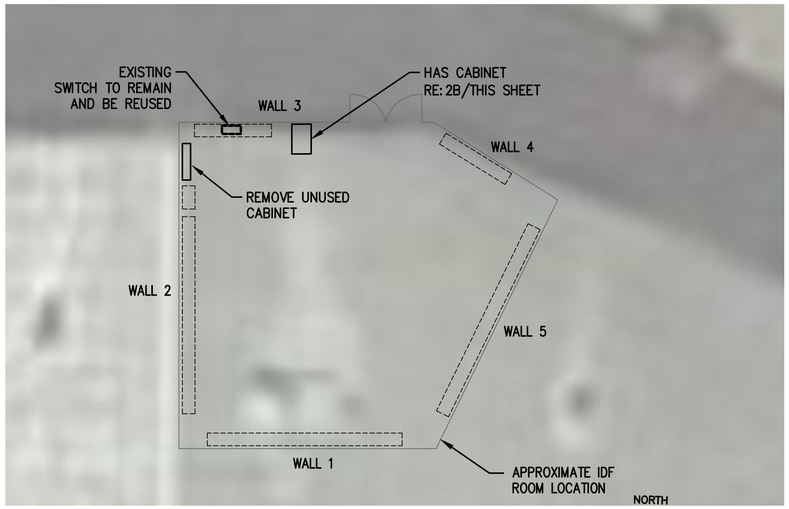

1 IDF CLOSET DEMOLITION PLAN
SCALE: NOT TO SCALE

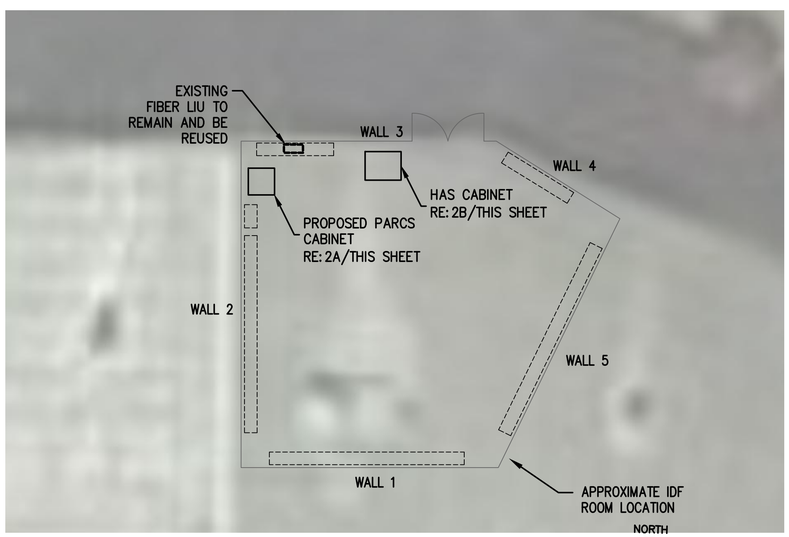

2 IDF CLOSET PROPOSED PLAN
SCALE: NOT TO SCALE

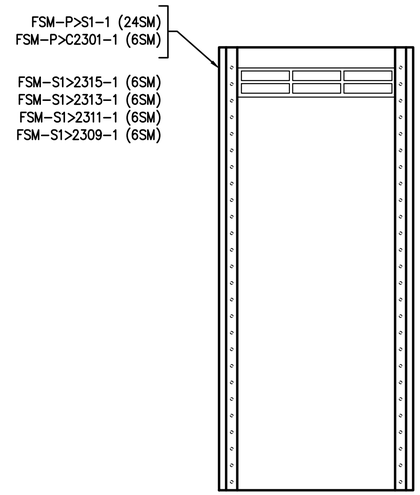

2A RACK ELEVATION-HPC-1
SCALE: N.T.S.

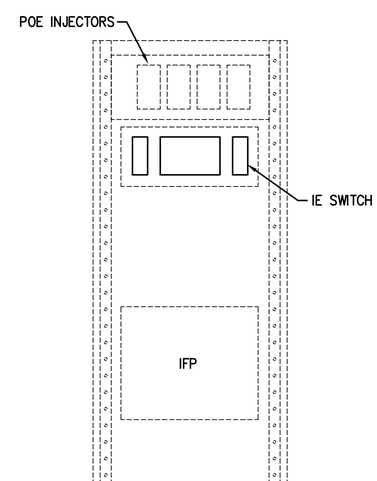

2B RACK ELEVATION-IDF-P
SCALE: N.T.S.

GENERAL NOTES:

1. EXISTING CONDITIONS SHOWN BASED ON AS-BUILT DATA AND CASUAL SITE OBSERVATIONS. CONTRACTOR SHALL VERIFY CONDITIONS PRIOR TO INSTALLATION OF ANY AND ALL EQUIPMENT
2. REFER TO 1TX-300 SERIES FOR RISER DIAGRAMS, CONDUIT AND CABLES SIZES & QUANTITIES
3. REFER TO 1TX-400 SERIES FOR EQUIPMENT DETAILS. REFER TO 0TX-400 FOR TYPICAL EQUIPMENT DETAILS
4. REFER TO CIVIL PLANS FOR EXACT EQUIPMENT LAYOUT AND LOCATION
5. FOR ALL PEDESTAL/GROUND MOUNTED EQUIPMENT INSTALL RGS CONDUIT EXPOSED ON GRADE UNLESS OTHERWISE NOTED
7. ALL CONDUIT SHALL BE FURNISHED AND INSTALLED UNDER DIV. 26, BUT SHALL FOLLOW DIV. 27 INSTALLATION REQUIREMENTS
8. COORDINATE ALL IDF ROOM WORK WITH RESPECTIVE OWNERS IT GROUP. PROVIDE A MINIMUM OF 30 DAYS NOTICE BEFORE WORKING IN ANY EXISTING IDF ROOM. REFER TO THE SPECIFICATIONS FOR REQUIREMENTS TO BE MET BEFORE TURNING ANY NEW IDF ROOM OVER TO RESPECTIVE OWNER

KEYED NOTES:

1. EXISTING COMMSCOPE 72 PORT LST FIBER SHELF WITH ST CONNECTORS SHOWN FOR REFERENCE ONLY.
2. PROVIDE NEW 72 PORT FIBER PATCH PANEL. FIELD VERIFY EXACT LOCATION WITH HAS IT GROUP. TERMINATE NEW FIBER CABLE NOTED. PROVIDE FIBER PATCH CORDS AS REQUIRED TO EXTEND NEW CIRCUITS TO MDF-A ROOM.

HOUSTON AIRPORT SYSTEM
GEORGE BUSH INTERCONTINENTAL
AIRPORT/HOUSTON TEXAS

Kimley»Horn
KIMLEY-HORN AND ASSOCIATES, INC.
1400 WOODLOCH FOREST DRIVE, SUITE 225
THE WOODLANDS, TX 77380
PHONE: 281-475-8016
TBPE FIRM REGISTRATION # 928
WWW.KIMLEY-HORN.COM

Ferguson Consulting
Consultants in Electrical, Security and Telecommunications Engineering
FERGUSON CONSULTING, INC.
14002 GROGANS MILL RD., SUITE #400
THE WOODLANDS, TEXAS 77380
(281) 825-8232 FIRM No. F-6864

REVISIONS

NO.	DESCRIPTION	DATE	BY

PARKING ACCESS AND REVENUE CONTROL SYSTEMS (PARCS)
HOU ECOPARK ENLARGED PLAN - IDF ROOM

PROJECT MGR:	LF
DESIGNER:	PM
DRAWN BY:	FR
CHECKED BY:	LF
SCALE:	AS SHOWN
DATE:	2/28/2020

FERGUSON CONSULTING, INC. STATE OF TEXAS C. LECETTE FERGUSON 81460 REGISTERED PROFESSIONAL ENGINEER F-6864 2/28/2020

APPROVED BY: DATE:

DIRECTOR
HOUSTON AIRPORT SYSTEM

PROJECT NO.
067810800
C.I.P. NO.

H.A.S. NO.
PN HKE-PARCS-2020-003
SHEET NO.
2T3-203

Q:\Shared\FCI Projects\19007-IAH HAS PARCS\Dwg\HOU\ECO PARK\2T3-201 ECO PARK ENLARGED PLANS.dwg Feb 28, 2020 3:44pm

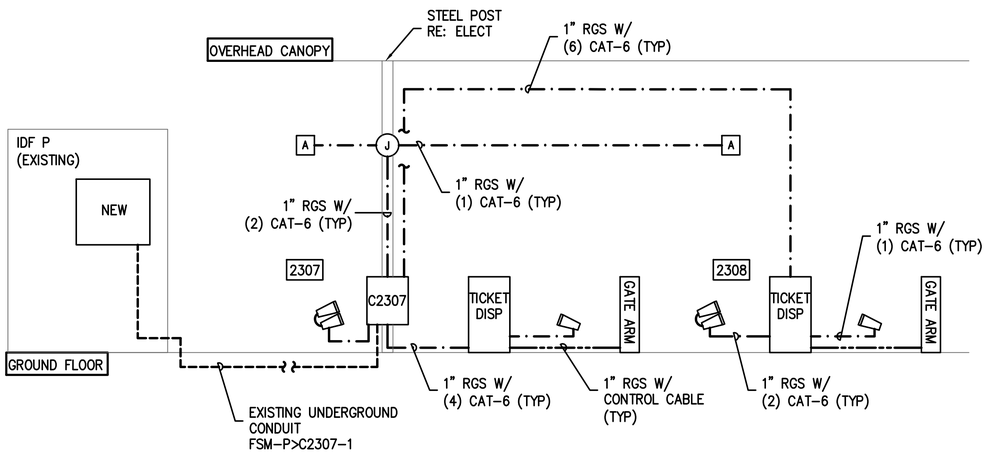

1 ECOPARK ENTRY-RISER DIAGRAM

SCALE: NTS

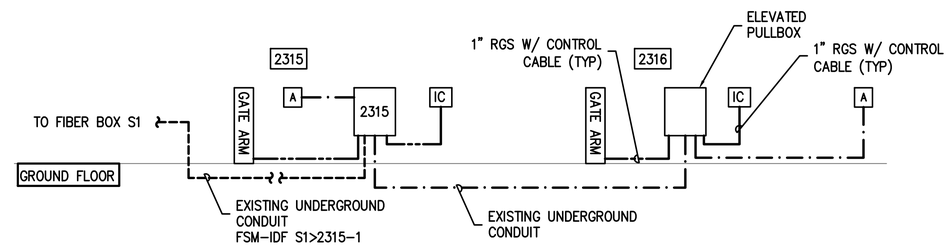

2 ECOPARK CONTRACT ENTRY-RISER DIAGRAM

SCALE: NTS

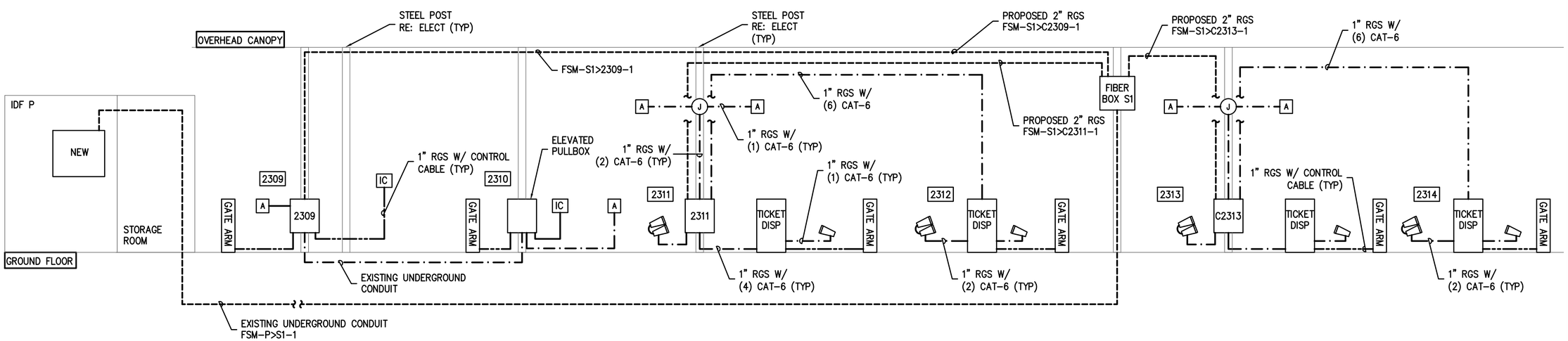

3 ECOPARK EXIT-RISER DIAGRAM

SCALE: NTS

GENERAL NOTES:

1. REFER TO 2T3-200 SERIES FOR EQUIPMENT LAYOUT

HOUSTON AIRPORT SYSTEM
GEORGE BUSH INTERCONTINENTAL
AIRPORT/HOUSTON TEXAS

Kimley»Horn
KIMLEY-HORN AND ASSOCIATES, INC.
1400 WOODLOCH FOREST DRIVE, SUITE 225
THE WOODLANDS, TX 77380
PHONE: 281-475-6216
TBPE FIRM REGISTRATION # 928
WWW.KIMLEY-HORN.COM

Ferguson Consulting
Consultants in Electrical, Security and Telecommunications Engineering
FERGUSON CONSULTING, INC.
11002 GROGAN'S MILL RD., SUITE 200
THE WOODLANDS, TEXAS 77380
(281) 298-8282 FIRM No. F-6864

REVISIONS

NO.	DESCRIPTION	DATE	BY

PARKING ACCESS AND REVENUE CONTROL SYSTEMS (PARCS)
ECOPARK RISER DIAGRAMS

PROJECT MGR:	LF
DESIGNER:	PM
DRAWN BY:	FR
CHECKED BY:	LF
SCALE:	AS SHOWN
DATE:	2/28/2020

FERGUSON CONSULTING, INC.
STATE OF TEXAS
C. LEGETTE FERGUSON
81460
REGISTERED PROFESSIONAL ENGINEER
F-6864
2/28/2020

APPROVED BY: DATE:

DIRECTOR
HOUSTON AIRPORT SYSTEM

PROJECT NO.
067810800

C.I.P. NO.

H.A.S. NO.
PN HKE-PARCS-2020-003

SHEET NO.
2T3-301

Q:\Shared\FCI Projects\19007-IAH HAS PARCS\Dwg\HOU\ECO PARK\2T3-301 TECH RISER DIAGRAM.dwg Feb 28, 2020 3:44pm

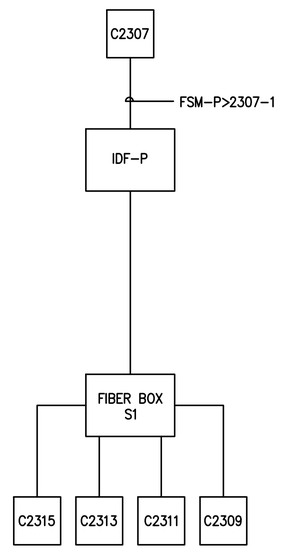

WIRING LEGEND

---------- NEW CABLE IN EXISTING PATHWAY

———————— NEW CABLE IN NEW PATHWAY

1 FIBER BACKBONE BLOCK DIAGRAM

SCALE: NTS

FIBER OPTIC CABLES TO BE INSTALLED

ITEM#	CABLE ID	ORIGIN	DESTINATION	STRAND COUNT	STRAND
1	FSM-P>2307-1	IDF-P	IDF-2307	SM	6
2	FSM-P>S1-1	IDF-P	FIBER BOX S1	SM	24
3	FSM-S1>2309-1	FIBER BOX S1	IDF-2309	SM	6
4	FSM-S1>2311-1	FIBER BOX S1	IDF-2311	SM	6
5	FSM-S1>2313-1	FIBER BOX S1	IDF-2313	SM	6
6	FSM-S1>2315-1	FIBER BOX S1	IDF-2315	SM	6

HOUSTON AIRPORT SYSTEM
GEORGE BUSH INTERCONTINENTAL
AIRPORT/HOUSTON TEXAS

Kimley»Horn
KIMLEY-HORN AND ASSOCIATES, INC.
1400 WOODLOCH FOREST DRIVE, SUITE 225
THE WOODLANDS, TX 77380
PHONE: 281-475-6016
TBPE FIRM REGISTRATION F-928
WWW.KIMLEY-HORN.COM

Ferguson Consulting
Consultants in Electrical, Security and Telecommunications Engineering
FERGUSON CONSULTING, INC.
10202 GROGAN'S MILL RD, SUITE #400
THE WOODLANDS, TEXAS 77380
(281) 825-8252 FIRM No. F-6864

REVISIONS

NO.	DESCRIPTION	DATE	BY

PARKING ACCESS AND REVENUE CONTROL SYSTEMS (PARCS)

ECOPARK FIBER BLOCK DIAGRAM

PROJECT MGR:	LF
DESIGNER:	PM
DRAWN BY:	FR
CHECKED BY:	LF
SCALE:	AS SHOWN
DATE:	2/28/2020

FERGUSON CONSULTING, INC. STATE OF TEXAS C. LECETTE FERGUSON 81460 REGISTERED PROFESSIONAL ENGINEER F-6864 2/28/2020

APPROVED BY: DATE:

DIRECTOR
HOUSTON AIRPORT SYSTEM

PROJECT NO.
067810800

C.I.P. NO.

H.A.S. NO.
PN HKE-PARCS-2020-003

SHEET NO.
2T3-302

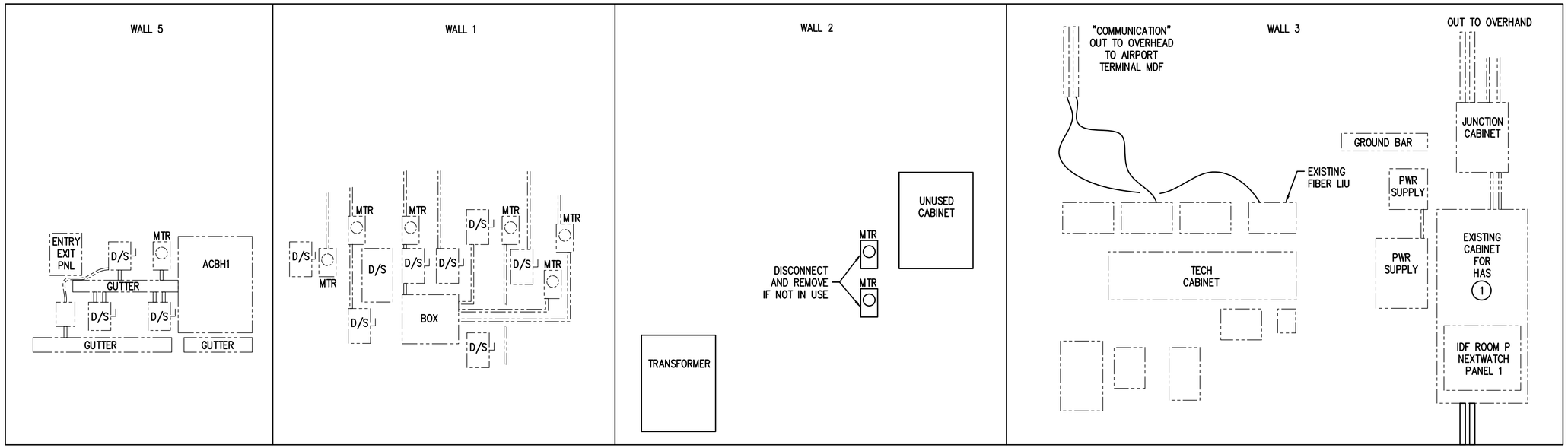

1 FIBER BACKBONE BLOCK DIAGRAM–DEMO

SCALE: NTS

KEYED NOTES:

1. CAREFULLY DISCONNECT AND REMOVE ALL EXISTING PARCS SYSTEM CABLES.
2. PROPOSED CABINET. RE: 1A/2T3–301. INSTALL DUPLEX LC FIBER PATCH

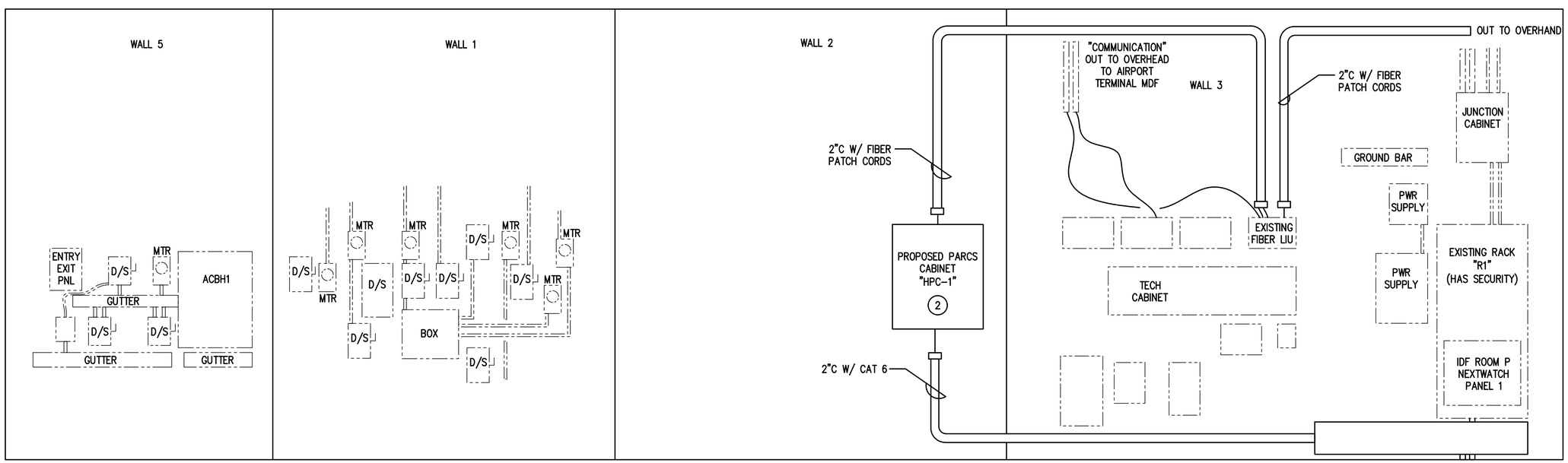

2 FIBER BACKBONE BLOCK DIAGRAM–PROPOSED

SCALE: NTS

HOUSTON AIRPORT SYSTEM
GEORGE BUSH INTERCONTINENTAL
AIRPORT/HOUSTON TEXAS

Kimley»Horn
KIMLEY-HORN AND ASSOCIATES, INC.
1400 WOODLOCH FOREST DRIVE, SUITE 225
THE WOODLANDS, TX 77380
PHONE: 281-475-0016
TBPE FIRM REGISTRATION F-928
WWW.KIMLEY-HORN.COM

Ferguson Consulting
Consultants in Electrical, Security and Telecommunications Engineering
FERGUSON CONSULTING, INC.
10202 GROGAN'S MILL RD., SUITE #400
THE WOODLANDS, TEXAS 77380
(281) 298-8282 FIRM No. F-6864

REVISIONS

NO.	DESCRIPTION	DATE	BY

PARKING ACCESS AND REVENUE CONTROL SYSTEMS (PARCS)
ECOPARK FIBER BLOCK DIAGRAM

PROJECT MGR:	LF
DESIGNER:	PM
DRAWN BY:	FR
CHECKED BY:	LF
SCALE:	AS SHOWN
DATE:	2/28/2020

FERGUSON CONSULTING, INC. STATE OF TEXAS C. LECETTE FERGUSON 81460 REGISTERED PROFESSIONAL ENGINEER F-6864 2/28/2020

APPROVED BY: DATE:

DIRECTOR
HOUSTON AIRPORT SYSTEM

PROJECT NO.
067810600

C.I.P. NO.

H.A.S. NO.
PN HKE-PARCS-2020-003

SHEET NO.
2T3-303

Q:\Shared\FCI Projects\19007–IAH HAS PARCS\Dwg\HOU\ECO PARK\2T3–301 TECH RISER DIAGRAM.dwg Feb 28, 2020 3:44pm

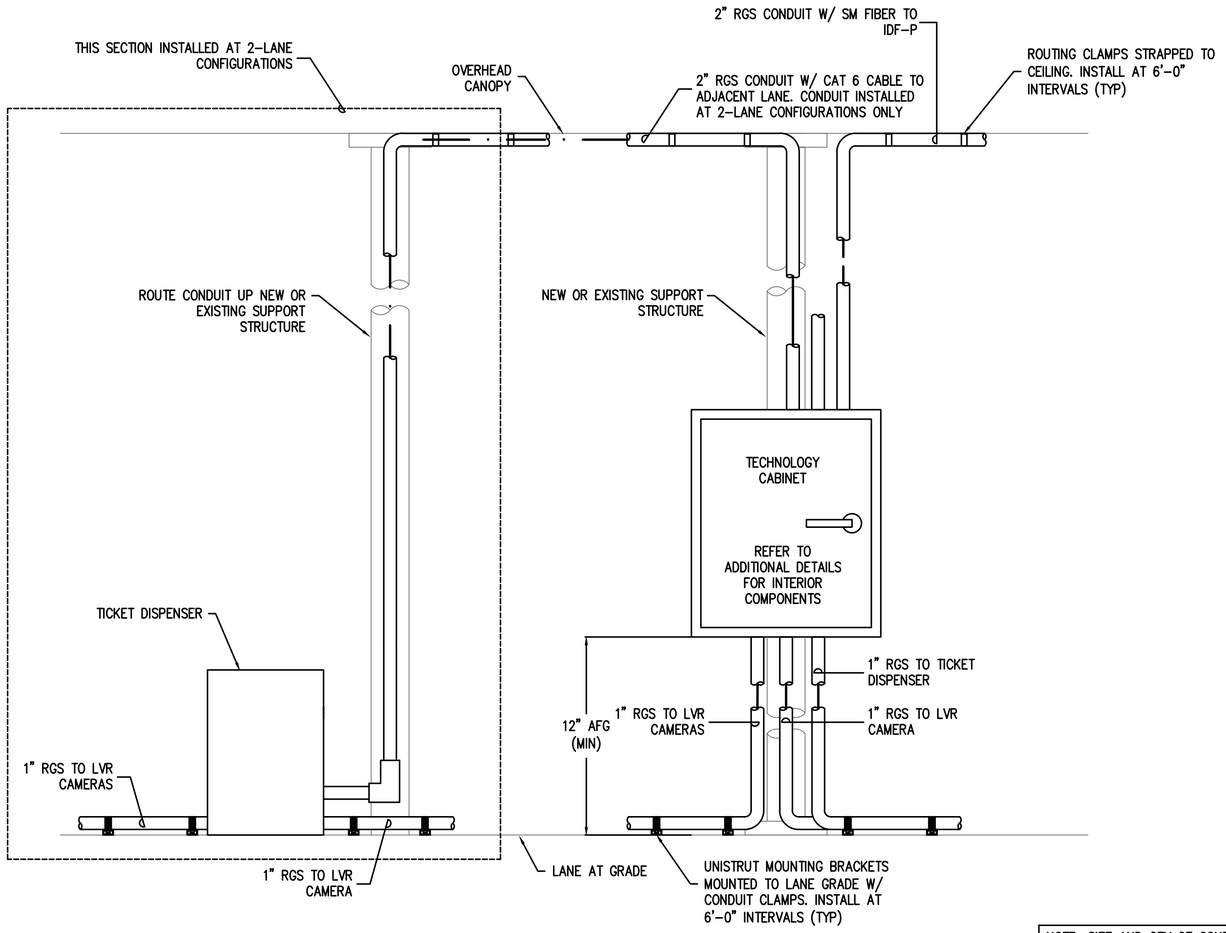

1 TECHNOLOGY ENCLOSURE MOUNTING DETAIL

SCALE: NTS

NOTE: SIZE AND QTY OF CONDUIT CONNECTIONS TO TECHNOLOGY CABINETS VARY. REFER TO 1T2-300 SERIES FOR EXACT QTY AND SIZES FOR EACH PARTICULAR CABINET

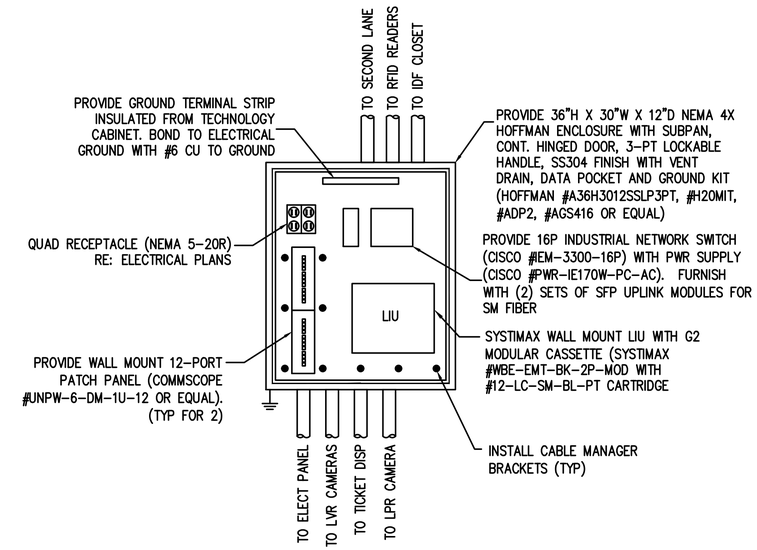

2 TECHNOLOGY ENCLOSURE DETAIL-2 LANE

SCALE: NTS

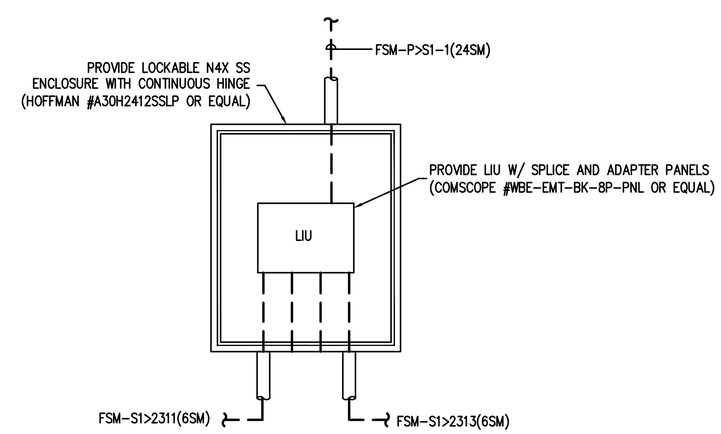

3 FIBER BOX S1 DETAIL

SCALE: NTS

HOUSTON AIRPORT SYSTEM
GEORGE BUSH INTERCONTINENTAL
AIRPORT/HOUSTON TEXAS

Kimley»Horn
KIMLEY-HORN AND ASSOCIATES, INC.
1400 WOODLOCH FOREST DRIVE, SUITE 325
THE WOODLANDS, TX 77380
PHONE: 281-419-2616
TBPE FIRM REGISTRATION F-928
WWW.KIMLEY-HORN.COM

Ferguson Consulting
Consultants in Electrical, Security and Telecommunications Engineering
FERGUSON CONSULTING, INC.
10202 GROGAN'S MILL RD., SUITE 400
THE WOODLANDS, TEXAS 77380
(281) 825-8252 FIRM No. F-6864

REVISIONS

NO.	DESCRIPTION	DATE	BY

PARKING ACCESS AND REVENUE CONTROL SYSTEMS (PARCS)
HOU ECOPARK TECHNOLOGY ENCLOSURE AND FIBER BOX DETAILS

PROJECT MGR:	LF
DESIGNER:	PM
DRAWN BY:	FR
CHECKED BY:	LF
SCALE:	AS SHOWN
DATE:	2/28/2020

FERGUSON CONSULTING, INC. STATE OF TEXAS C. LECETTE FERGUSON 81460 REGISTERED PROFESSIONAL ENGINEER F-6864 2/28/2020

APPROVED BY: DATE:

DIRECTOR
HOUSTON AIRPORT SYSTEM

PROJECT NO.
067810800

C.I.P. NO.

H.A.S. NO.
PN HKE-PARCS-2020-003

SHEET NO.
2T3-401

ABBREVIATIONS

(ALL ABBREVIATIONS SHOWN ARE NOT NECESSARILY USED ON DRAWINGS)

A

A/C	AIR CONDITIONING
ABV	ABOVE
AC	ALTERNATING CURRENT
ADJ	ADJUSTABLE
AF	AMPERE FUSE
AFF	ABOVE FINISHED FLOOR
AFG	ABOVE FINISHED GRADE
AIC	AMPERE INTERRUPTING CURRENT
AL	ALUMINUM
A, AMPS	AMPERES
ANSI	AMERICAN NATIONAL STANDARDS INSTITUTE
ARCH	ARCHITECT, ARCHITECTURAL
AS	AMPERE SWITCH
AUX	AUXILIARY
AWG	AMERICAN WIRE GAUGE

B

BKR	BREAKER
BLDG	BUILDING
BLEP	BLUE LIGHT EMERGENCY PHONE

C

C	CONDUIT
CATV	CABLE TELEVISION SYSTEM
CCTV	CLOSED CIRCUIT TELEVISION
CKT	CIRCUIT
℄	CENTERLINE
CLG	CEILING
CU	COPPER
CB	CODE BLUE

D

DC	DIRECT CURRENT
DIA	DIAMETER
DISC	DISCONNECT
DN	DOWN
DPDT	DOUBLE-POLE, DOUBLE-THROW
DPST	DOUBLE-POLE, SINGLE-THROW
DWG	DRAWING

E

EA	EACH
EF	EXHAUST FAN
ELEC	ELECTRICAL
ENCL	ENCLOSURE
EQUIP	EQUIPMENT
EWC	ELECTRICAL WATER COOLER
EXH	EXHAUST
EXIST	EXISTING

F

FO	FIBER OPTIC
FA	FIRE ALARM
FACP	FIRE ALARM CONTROL PANEL
FLA	FULL LOAD AMPS
FLEX	FLEXIBLE
FVNR	FULL-VOLTAGE, NON-REVERSING
FV2SP	FULL-VOLTAGE, TWO SPEED

G

G,GND	GROUND
GA	GAUGE
GALV	GALVANIZED
GFI	GROUND FAULT INTERRUPTER
GFR	GROUND FAULT RELAY

H

HOA	HAND-OFF-AUTO
HORIZ	HORIZONTAL
HP	HORSEPOWER
HTR	HEATER
HVAC	HEATING, VENTILATION, AND AIR CONDITIONING
HZ	HERTZ

I

ID	INSIDE DIAMETER
IEEE	INSTITUTE OF ELECTRICAL AND ELECTRONICS ENGINEERS ILLUMINATING
IES	ENGINEERING SOCIETY
IG	ISOLATED GROUND

J

J-BOX	JUNCTION BOX

K

KCMIL	1000 CIRCULAR MILS
KV	KILOVOLT
KVA	KILOVOLT-AMPS
KW	KILOWATT
KWH	KILOWATT-HOUR

L

LF	LINEAR FEET
LRA	LOCKED ROTOR AMPS
LSIG	BREAKER GROUND TRIP, LONG/SHORT/INSTANT GROUND FAULT
LTG	LIGHTING

M

MAX	MAXIMUM
MCA	MINIMUM CIRCUIT AMPACITY
MCB	MAIN CIRCUIT BREAKER
MD	MOTORIZED DAMPER
MECH	MECHANICAL
MFGR	MANUFACTURER
MG	MOTOR GENERATOR
MIN	MINIMUM
MLO	MAIN LUGS ONLY
MTD	MOUNTED

N

N/A	NOT APPLICABLE
N.C.	NORMALLY CLOSED
NEC	NATIONAL ELECTRIC CODE
NEMA	NATIONAL ELECTRIC MANUFACTURER'S ASSOCIATION
NFPA	NATIONAL FIRE PROTECTION ASSOCIATION
NIC	NOT IN CONTRACT
N.O.	NORMALLY OPEN
N.T.S	NOT TO SCALE

O

O.C.	ON CENTER
OD	OUTSIDE DIAMETER
OH	OVERHEAD
OS&Y	OUTSIDE STEM & YOKE

P

PF	POWER FACTOR
PH	PHASE
PLBG	PLUMBING
PNL	PANEL
PVC	POLYVINYL CHLORIDE

Q

QTY	QUANTITY

R

RA	RETURN AIR
RCP	REFLECTED CEILING PLAN
RE:	REFERENCE, REFER
REQD	REQUIRED
REV	REVISED, REVISION, REVISE
RGS	RIGID GALVANIZED STEEL
RLA	RUNNING LOAD AMPS
RM	ROOM

S

SECT	SECTION
SF	SQUARE FEET
SHT	SHEET
STP	SHIELDED TWISTED PAIR
SIM	SIMILAIR
SPEC	SPECIFICATIONS
SQ	SQUARE
SS	STAINLESS STEEL
STD	STANDARD
SURF	SURFACE
SUSP	SUSPEND

T

THRU	THROUGH
TYP	TYPICAL

U

U/F	UNDERFLOOR
U/G	UNDERGROUND
U/S	UNDERSLAB
UL	UNDERWRITERS LABORATORIES, INC.
UON	UNLESS OTHERWISE NOTED
UPS	UNINTERRUPTIBLE POWER SUPPLY
UTP	UNSHIELDED TWISTED PAIR

V

V	VOLT
VA	VOLT-AMPERE
VAC	VACUUM
VERT	VERTICAL
VFD	VARIABLE FREQUENCY DRIVE

W

W	WATT, WIDTH
W/	WITH
W/O	WITHOUT
WP	WEATHER-PROOF

X

XFMR	TRANSFORMER

ELECTRICAL SYMBOLS

(ALL SYMBOLS SHOWN ARE NOT NECESSARILY USED ON DRAWINGS)

RECEPTACLES AND OUTLETS

- SIMPLEX WALL RECEPTACLE, NEMA 5-20R, 20A, 125V 'C' DENOTES CLOCK OUTLET
- JUNCTION BOX. 1

CIRCUITING AND WIRING

- CIRCUIT EXPOSED OR ABOVE GRADE
- CIRCUIT BELOW SLAB OR GRADE OR CAST IN SLAB ABOVE GRADE UNLESS OTHERWISE NOTED.
- 3LA-2,4 — HOMERUN TO PANEL WITH CIRCUIT NUMBER(S) AS INDICATED.
- CONDUIT UP
- CONDUIT DOWN
- ENCASED CONDUITS
- PULLBOX/HANDHOLE. SUBSCRIPT DENOTES ID.

ELECTRICAL EQUIPMENT

- PANELBOARD OR TECHNOLOGY CABINET – AS NOTED ON PLANS.
- O/C — OPEN/CLOSE SIGN

1

MISCELLANEOUS

- 1 — DRAWING NOTE REFERENCE (NOTES BY SYMBOL)

GENERAL NOTES

A. REFER TO SPECIFICATIONS FOR MATERIALS AND METHODS FOR ELECTRICAL CONSTRUCTION. ALL WORK SHALL BE INSTALLED IN ACCORDANCE WITH NFPA 70, 2017 NEC AND ALL HAS STANDARDS.

B. REFER TO THE LANE LAYOUT PLANS FOR EXACT LOCATION OF ALL LANE EQUIPMENT.

C. ALL CIRCUITING: 2#12, 1#12G, UNLESS NOTED OTHERWISE ON THE DRAWINGS OR IN THE SPECIFICATIONS.

D. MINIMUM SIZE CONDUIT FOR HOMERUNS IS 3/4" C. UNLESS OTHERWISE NOTED

E. BOND AND GROUND ALL PANELS, BOXES, RACKS, JUNCTION BOXES, DISCONNECTS, ETC PER 2017 NEC SECTION 250.

F. ALL EQUIPMENT, BOOTHS, HVAC THAT IS BEING DEMOLISHED SHALL HAVE ALL WIRING AND EXPOSED OR ACCESSIBLY EMPTY CONDUIT REMOVED BACK TO THE SOURCE. RE-LABEL SOURCE AS SPARE. WHERE SOURCE EQUIPMENT BECOMES UNUSED DUE TO DEMOLITION SCOPE, THEN REMOVED ASSOCIATED SOURCE EQUIPMENT.

G. ALL NEW EQUIPMENT INSTALLED OUTDOORS MUST BE A MINIMUM NEMA 4 RATED

1

H. ARRANGE WITH AUTHORITIES AND UTILITY COMPANIES FOR PERMITS, FEES, AND SERVICE CONNECTIONS, VERIFYING LOCATIONS AND ARRANGEMENT AND PAYING ALL CHARGES, INCLUDING INSPECTIONS.

I. COORDINATE WORK WITH CIVIL AND/OR ARCHITECTURAL FEATURES AND COORDINATE WORK SO THAT INTERFERENCES BETWEEN CONDUITS, LIGHTING, EQUIPMENT, PAVEMENT WORK, AND LANDSCAPING WILL BE AVOIDED.

J. THE ELECTRICAL CONTRACTOR SHALL PHASE WORK SO THAT ALL PARKING ISLANDS, SPACES AND STRUCTURES ARE LOCATED PRIOR TO ROUGH-IN OF ELECTRICAL EQUIPMENT. LOCATE ALL PARKING POLES IN CENTER OF PARKING LANES AND IN PARKING SPACE QUADRANT AND/OR ISLANDS AS SHOWN ON THE CONTRACT DRAWINGS. POLES SHALL BE SPACED AND ALIGNED TO PROVIDE CONSISTENCY THROUGH-OUT LOT. VARIATIONS WILL OCCUR AS THERE IS NO CONDUIT OR STRUCTURE ALLOWED TO BE LOCATED WITHIN THE TREE CONSERVATION AREAS. THE CONTRACTOR SHALL STAKE ALL STRUCTURE AND POLE LOCATIONS FOR APPROVAL BY ENGINEER AND/OR OWNER BEFORE BEGINNING CONSTRUCTION.

K. ENSURE THAT THE ENTIRE SYSTEM AND ITS COMPONENT ITEMS OF EQUIPMENT OPERATES WITHOUT OBJECTIONABLE VIBRATION OR NOISE.

POWER PLAN CIRCUITING NOTES

A. LIMIT BRANCH CIRCUIT HOMERUNS TO A MAXIMUM OF TWO PHASE CONDUCTORS (ON DIFFERENT PHASES), INSTALL INDIVIDUAL NEUTRAL CONDUCTORS (FOR EACH 120V OR 240V BRANCH CIRCUIT), AND ONE GROUND CONDUCTOR IN CONDUIT.

DRAWING/DETAIL REFERENCE KEY

RE: 2/1E1-201

REFER TO DRAWING/DETAIL NUMBER

SHEET NUMBER

2
1E0-401

MOUNTING HEIGHTS (UNLESS OTHERWISE NOTED)

WALL SWITCHES-42" A.F.F. TO CENTER OF SWITCH.
WALL RECEPTACLES:
FINISHED AREAS-18" A.F.F. TO CENTER OF RECEPTACLE.
UNFINISHED AREAS- 42" A.F.F. TO CENTER OF RECEPTACLE.
WALL TELEPHONE/DATA OUTLETS:
FINISHED AREAS-18" A.F.F. TO CENTER OF OUTLET.
UNFINISHED AREAS- 42" A.F.F. TO CENTER OF OUTLET.
PUBLIC TELEPHONES-42" A.F.F. TO CENTER OF OUTLET.
HANDICAP TELEPHONES-32" A.F.F. TO CENTER OF OUTLET.

HOUSTON AIRPORT SYSTEM
GEORGE BUSH INTERCONTINENTAL
AIRPORT/HOUSTON TEXAS

Kimley»Horn
KIMLEY-HORN AND ASSOCIATES, INC.
1400 WOODLOCH FOREST DRIVE, SUITE 225
THE WOODLANDS, TX 77380
PHONE: 281-475-2616
TBPE FIRM REGISTRATION # 928
WWW.KIMLEY-HORN.COM

Ferguson Consulting
Consultants in Electrical, Security and Telecommunication Engineering
FERGUSON CONSULTING, INC.
10200 GROGAN'S MILL RD, SUITE #420
THE WOODLANDS, TEXAS 77380
(281) 292-9000 FIRM No. F-6864

REVISIONS

NO.	DESCRIPTION	DATE	BY
1	PERMIT REVISION 1	06/12/20	FCI

PARKING ACCESS AND REVENUE CONTROL SYSTEMS (PARCS)

SYMBOLS AND ABBREVIATIONS

PROJECT MGR:	LF
DESIGNER:	PM
DRAWN BY:	FR
CHECKED BY:	LF
SCALE:	AS SHOWN
DATE:	2/28/2020

FERGUSON CONSULTING, INC. STATE OF TEXAS C. LECETIE FERGUSON 81460 REGISTERED PROFESSIONAL ENGINEER F-6864 6/15/2020

APPROVED BY: DATE:

DIRECTOR
HOUSTON AIRPORT SYSTEM

PROJECT NO.
067810600

C.I.P. NO.

H.A.S. NO.
PN HKE-PARCS-2020-003

SHEET NO.
0E0-001

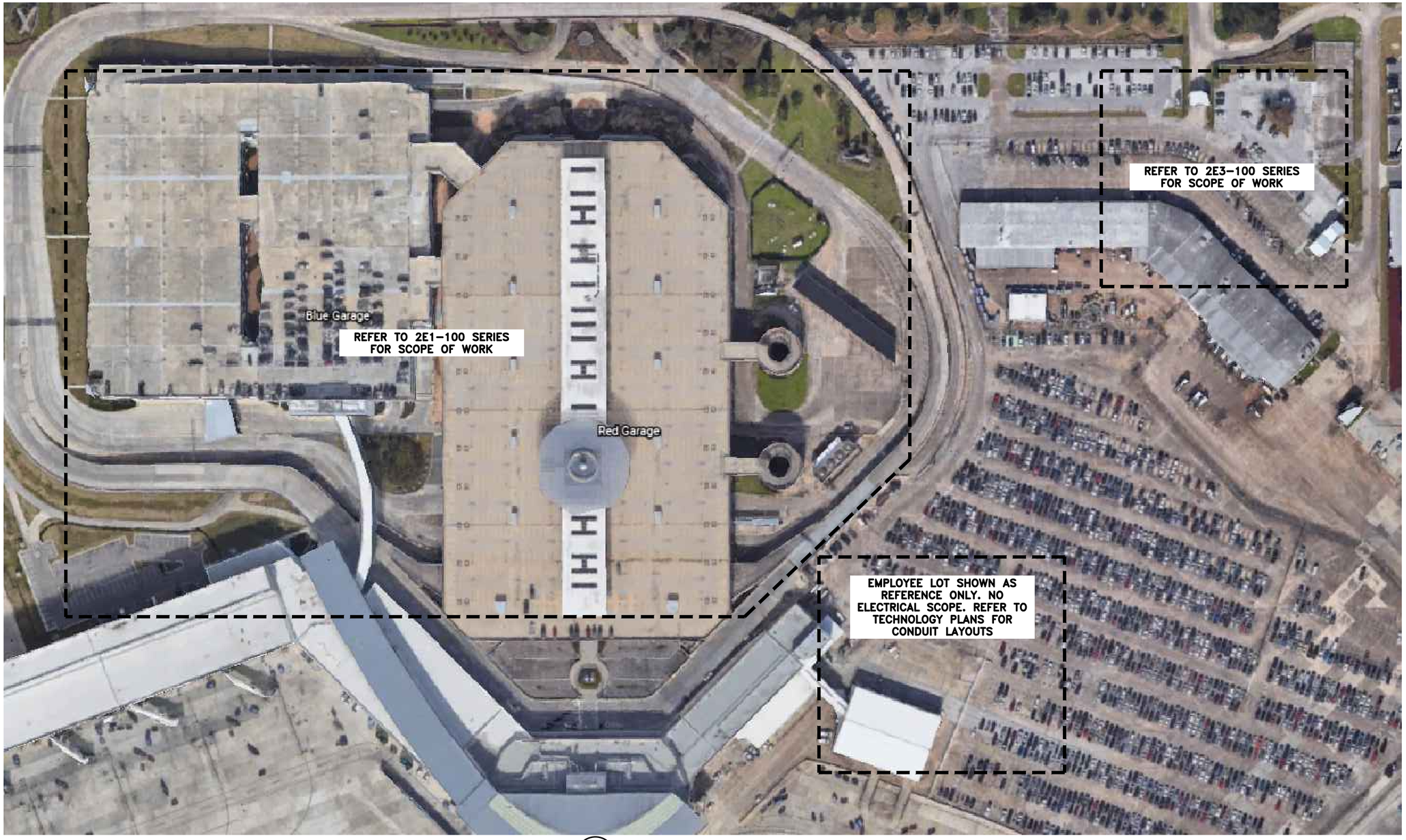

1 HOBBY PARKING SITE PLAN
SCALE: 1" = 250'-0"

HOUSTON AIRPORT SYSTEM
GEORGE BUSH INTERCONTINENTAL AIRPORT/HOUSTON TEXAS

Kimley»Horn
KIMLEY-HORN AND ASSOCIATES, INC.
1400 WOODLOCH FOREST DRIVE, SUITE 225
THE WOODLANDS, TX 77380
PHONE: 281-475-2616
TBPE FIRM REGISTRATION F-928
WWW.KIMLEY-HORN.COM

Ferguson Consulting
Consultants in Electrical, Security and Telecommunications Engineering
FERGUSON CONSULTING, INC.
14000 GREENSPOINT DR., STE. 1000
WOODLANDS, TEXAS 77380
(281) 292-9252 FIRM No. F-6864

REVISIONS

NO.	DESCRIPTION	DATE	BY

PARKING ACCESS AND REVENUE CONTROL SYSTEMS (PARCS)
HOU PARKING SYSTEM OVERALL SITE PLAN

PROJECT MGR:	LF
DESIGNER:	PM
DRAWN BY:	FR
CHECKED BY:	LF
SCALE:	AS SHOWN
DATE:	2/28/2020

FERGUSON CONSULTING, INC. STATE OF TEXAS C. LECETTE FERGUSON 81460 REGISTERED PROFESSIONAL ENGINEER F-6864 2/28/2020

APPROVED BY: DATE:

DIRECTOR
HOUSTON AIRPORT SYSTEM

PROJECT NO.
067810800

C.I.P. NO.

H.A.S. NO.
PN HKE-PARCS-2020-003

SHEET NO.
E1-161

Q:\Shared\FCI Projects\19007-IAH HAS PARCS\Dwg\HOU\2E0-100 HOU PARKING SYSTEM OVERALL SITE.dwg Feb 28, 2020 3:32pm

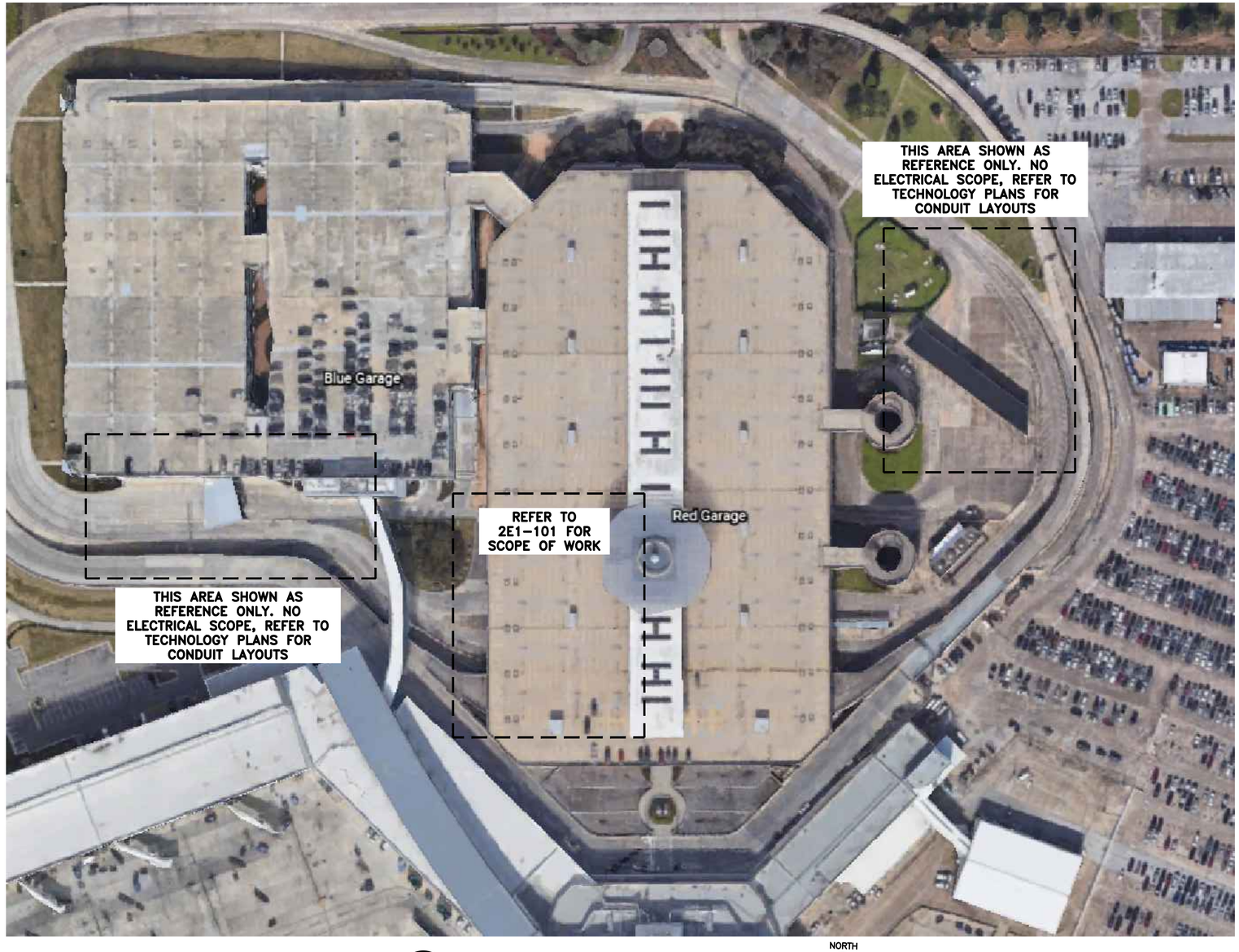

1 HOBBY GARAGE OVERALL SITE

SCALE: NO SCALE

NORTH

HOUSTON AIRPORT SYSTEM
GEORGE BUSH INTERCONTINENTAL
AIRPORT/HOUSTON TEXAS

Kimley»Horn
KIMLEY-HORN AND ASSOCIATES, INC.
1400 WOODLOCH FOREST DRIVE, SUITE 225
THE WOODLANDS, TX 77380
PHONE: 281-475-2616
TBPE FIRM REGISTRATION F-928
WWW.KIMLEY-HORN.COM

Ferguson Consulting
Consultants in Electrical, Security and Telecommunications Engineering
FERGUSON CONSULTING, INC.
10202 GROGAN'S MILL RD., SUITE 2400
THE WOODLANDS, TEXAS 77380
(281) 825-8252 FIRM No. F-6864

REVISIONS

NO.	DESCRIPTION	DATE	BY

PARKING ACCESS AND REVENUE CONTROL SYSTEMS (PARCS)

GARAGE OVERALL SITE PLAN

PROJECT MGR:	LF
DESIGNER:	PM
DRAWN BY:	FR
CHECKED BY:	LF
SCALE:	AS SHOWN
DATE:	2/28/2020

FERGUSON CONSULTING, INC. STATE OF TEXAS C. LECETTE FERGUSON 81460 REGISTERED PROFESSIONAL ENGINEER F-6864 2/28/2020

APPROVED BY: DATE:

DIRECTOR
HOUSTON AIRPORT SYSTEM

PROJECT NO.
067810800

C.I.P. NO.

H.A.S. NO.
PN HKE-PARCS-2020-003

SHEET NO.
2E1-100

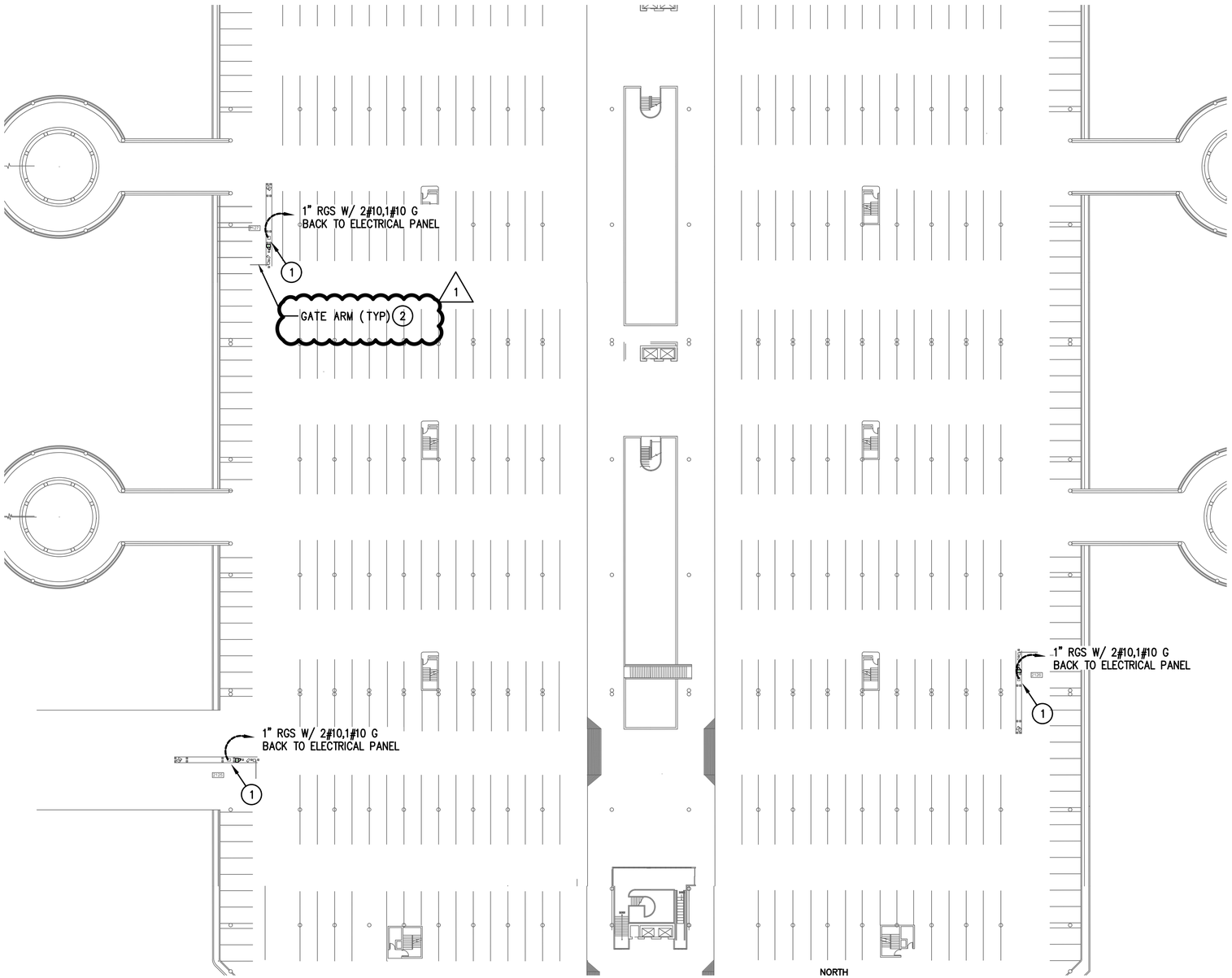

1 HOBBY GARAGE–LEVEL 2
SCALE: N.T.S

NORTH

GENERAL NOTES:

1. ALL EXISTING CIRCUIT INFORMATION HAS BEEN OBTAINED FROM AS–BUILT DOCUMENTS AND CASUAL FIELD OBSERVATION. FIELD VERIFY EXISTING CONDITIONS FOR ACCURACY.
2. REFER TO TECHNOLOGY PLANS FOR ADDITIONAL EQUIPMENT ROUGH IN REQUIREMENTS FOR LOW VOLTAGE CABLES. ALL CONDUIT ROUGH IN FOR LOW VOLTAGE CABLES TO BE INSTALLED FOLLOWING DIVISION 27 REQUIREMENTS
3. PARCS CONTRACTOR PROVIDED EQUIPMENT, SUCH AS GATE ARMS, TICKET DISPENSERS, ETC THAT REQUIRE POWER SHALL BE FED FROM ALREADY EXISTING CIRCUITS IN PLACE FOR EXISTING GATE ARMS, TICKET BOOTHS, U.O.N
4. REFER TO CIVIL PLANS FOR EXACT LOCATIONS OF ALL EQUIPMENT. TICKET DISPENSERS, GATE ARMS, ETC PROVIDED BY SEPARATE CONTRACTOR
5. ALL PROPOSED CONDUIT/CONDUCTOR SHALL BE 1" RGS W/ 2#12,1#12G U.O.N

1

KEYED NOTES:

1. TECHNOLOGY CABINET. PROVIDE 120V QUADPLEX OUTLET AND POWER CONNECTION. REFER TO 1E0–401 FOR DETAILS.
2. GATE ARM IS BEING REPLACED. RE–CONNECT TO EXISTING CONDUCTORS. MODIFY EXISTING CIRCUITS TO PROVIDE GFCI PROTECTION.

HOUSTON AIRPORT SYSTEM
GEORGE BUSH INTERCONTINENTAL
AIRPORT/HOUSTON TEXAS

Kimley»Horn
KIMLEY-HORN AND ASSOCIATES, INC.
1400 WOODLOCH FOREST DRIVE, SUITE 225
THE WOODLANDS, TX 77380
PHONE: 281-475-8016
TBPE FIRM REGISTRATION # 928
WWW.KIMLEY-HORN.COM

Ferguson Consulting
Consultants in Electrical, Security and Telecommunications Engineering
FERGUSON CONSULTING, INC.
10200 GROGAN'S MILL RD, SUITE #420
THE WOODLANDS, TEXAS 77380
(281) 292-9050 FIRM No. F-6864

REVISIONS

NO.	DESCRIPTION	DATE	BY
1	PERMIT REVISION 1	06/12/20	FCI

PARKING ACCESS AND REVENUE CONTROL SYSTEMS (PARCS)
HOBBY GARAGE OVERALL EXIT LANE PLAN

PROJECT MGR:	LF
DESIGNER:	PM
DRAWN BY:	FR
CHECKED BY:	LF
SCALE:	AS SHOWN
DATE:	2/28/2020

FERGUSON CONSULTING, INC.
STATE OF TEXAS
C. LEGETTE FERGUSON
81460
REGISTERED PROFESSIONAL ENGINEER
F-6864
6/12/2020

APPROVED BY: DATE:

DIRECTOR
HOUSTON AIRPORT SYSTEM

PROJECT NO.
067810800
C.I.P. NO.

H.A.S. NO.
PN HKE-PARCS-2020-003
SHEET NO.
2E1-101

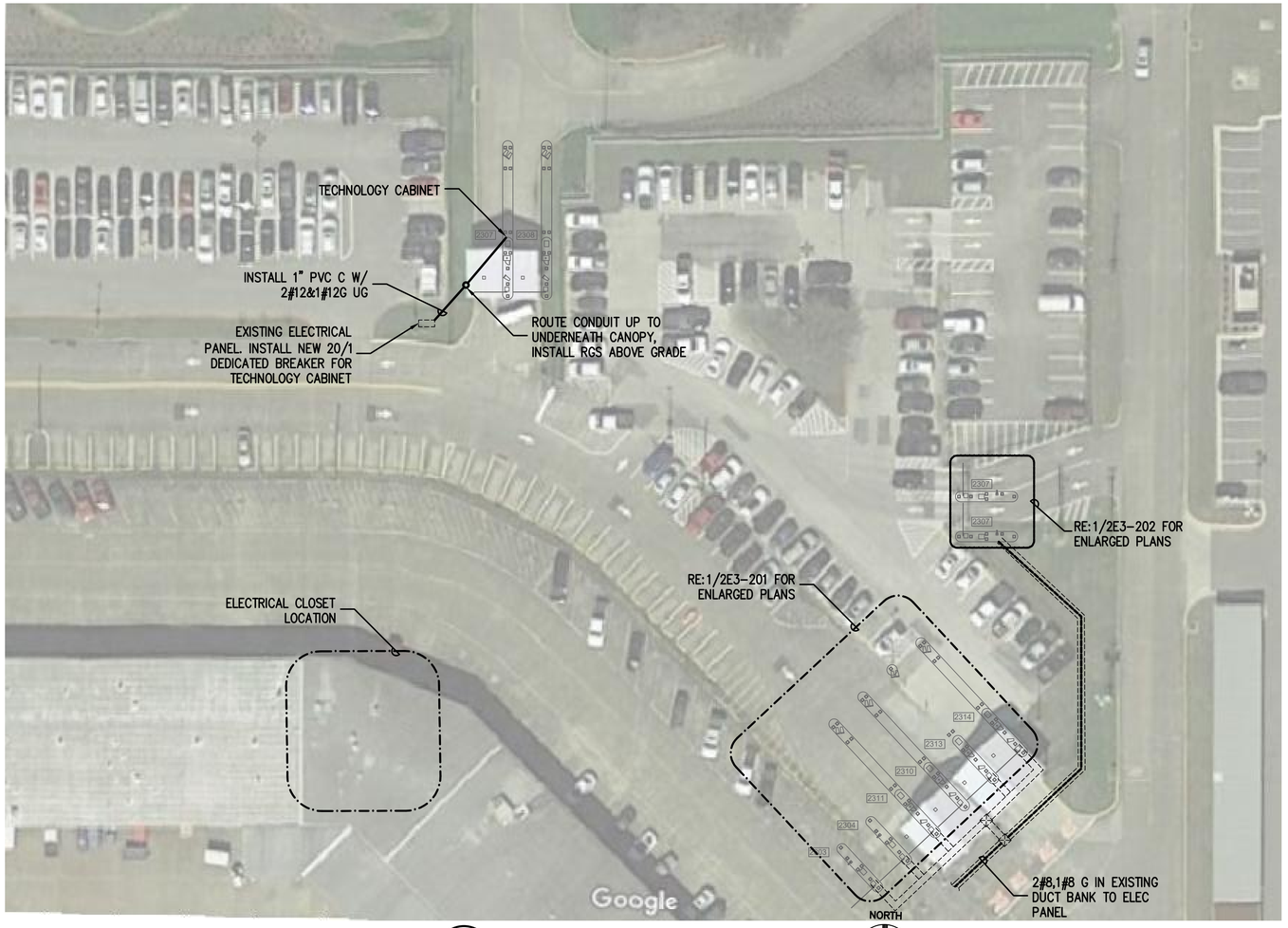

1 HOU ECO PARK OVERALL
SCALE: 3/16" = 1'-0"

GENERAL NOTES:

1. ALL EXISTING CIRCUIT INFORMATION HAS BEEN OBTAINED FROM AS-BUILT DOCUMENTS AND CASUAL FIELD OBSERVATION. FIELD VERIFY EXISTING CONDITIONS FOR ACCURACY.
2. REFER TO TECHNOLOGY PLANS FOR ADDITIONAL EQUIPMENT ROUGH IN REQUIREMENTS FOR LOW VOLTAGE CABLES. ALL CONDUIT ROUGH IN FOR LOW VOLTAGE CABLES TO BE INSTALLED FOLLOWING DIVISION 27 REQUIREMENTS
3. PARCS CONTRACTOR PROVIDED EQUIPMENT, SUCH AS GATE ARMS, TICKET DISPENSERS, ETC THAT REQUIRE POWER SHALL BE FED FROM ALREADY EXISTING CIRCUITS IN PLACE FOR EXISTING GATE ARMS, TICKET BOOTHS, U.O.N
4. REFER TO CIVIL PLANS FOR EXACT LOCATIONS OF ALL EQUIPMENT. TICKET DISPENSERS, GATE ARMS, ETC PROVIDED BY SEPARATE CONTRACTOR
5. ALL PROPOSED CONDUIT/CONDUCTOR SHALL BE 1" RGS W/ 2#12,1#12G U.O.N

HOUSTON AIRPORT SYSTEM
GEORGE BUSH INTERCONTINENTAL
AIRPORT/HOUSTON TEXAS

Kimley»Horn
KIMLEY-HORN AND ASSOCIATES, INC.
1400 WOODLOCH FOREST DRIVE, SUITE 225
THE WOODLANDS, TX 77380
PHONE: 281-475-6016
TBPE FIRM REGISTRATION # 928
WWW.KIMLEY-HORN.COM

Ferguson Consulting
Consultants in Electrical, Security and Telecommunications Engineering
FERGUSON CONSULTING, INC.
10202 GROGAN'S MILL RD., SUITE 400
THE WOODLANDS, TEXAS 77380
(281) 825-8232 FIRM No. F-6864

REVISIONS

NO.	DESCRIPTION	DATE	BY

PARKING ACCESS AND REVENUE CONTROL SYSTEMS (PARCS)
HOU ECO PARK OVERALL

PROJECT MGR:	LF
DESIGNER:	PM
DRAWN BY:	FR
CHECKED BY:	LF
SCALE:	AS SHOWN
DATE:	2/28/2020

FERGUSON CONSULTING, INC. STATE OF TEXAS C. LECETTE FERGUSON 81460 REGISTERED PROFESSIONAL ENGINEER F-6864
2/28/2020

APPROVED BY: DATE:

DIRECTOR
HOUSTON AIRPORT SYSTEM

PROJECT NO.
067810800

C.I.P. NO.

H.A.S. NO.
PN HKE-PARCS-2020-003

SHEET NO.
2E3-101

Q:\Shared\FCI Projects\19007-IAH HAS PARCS\Dwg\HOU\ECO PARK\2E3-101 ECO PARK LOT OVERALL PLANS.dwg Feb 28, 2020 3:32pm

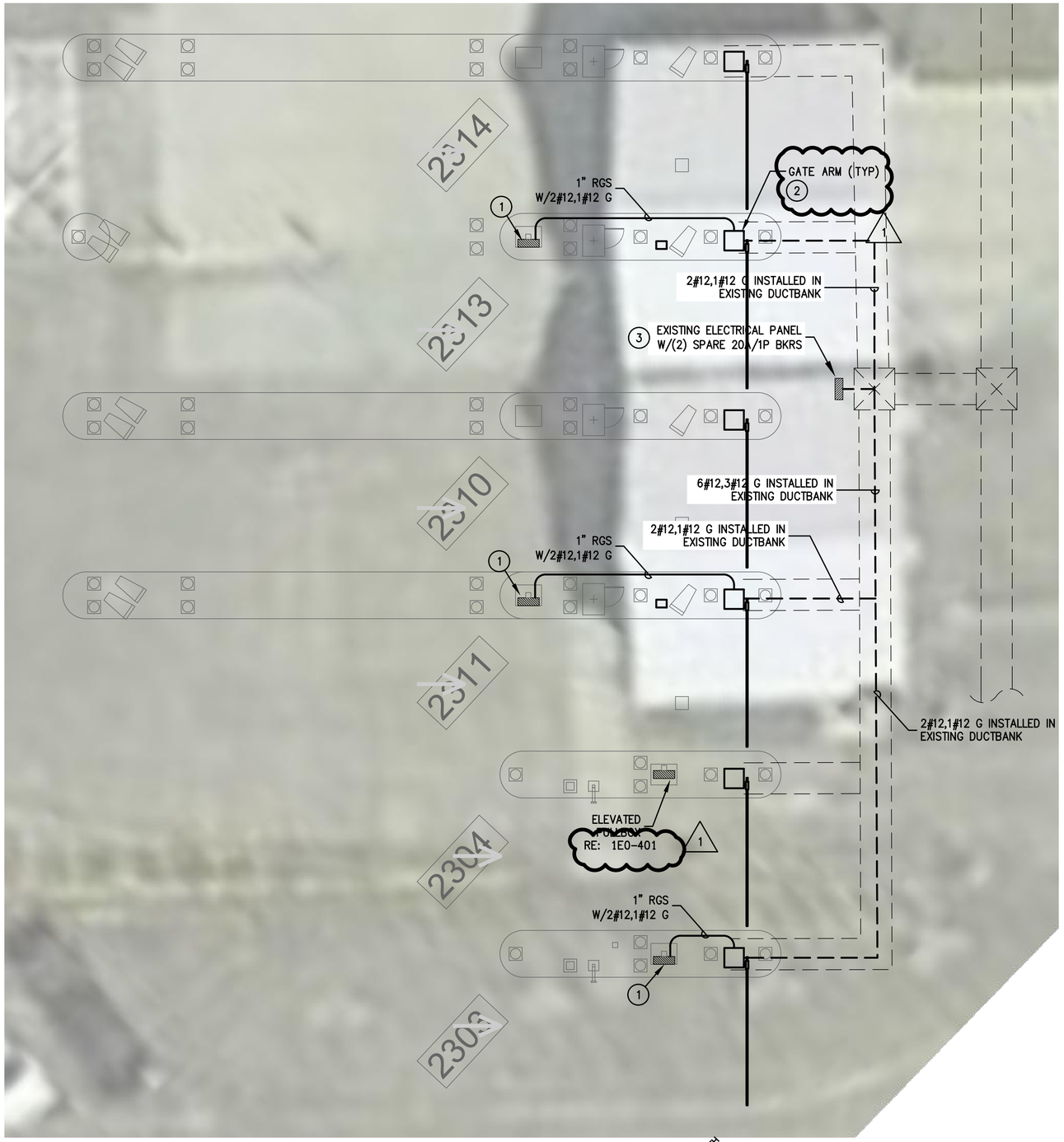

1 HOBBY ECO EXIT LANES

SCALE: 1/4" = 1'-0"

NORTH

GENERAL NOTES:

1. ALL EXISTING CIRCUIT INFORMATION HAS BEEN OBTAINED FROM AS-BUILT DOCUMENTS AND CASUAL FIELD OBSERVATION. FIELD VERIFY EXISTING CONDITIONS FOR ACCURACY.
2. REFER TO TECHNOLOGY PLANS FOR ADDITIONAL EQUIPMENT ROUGH IN REQUIREMENTS FOR LOW VOLTAGE CABLES. ALL CONDUIT ROUGH IN FOR LOW VOLTAGE CABLES TO BE INSTALLED FOLLOWING DIVISION 27 REQUIREMENTS
3. PARCS CONTRACTOR PROVIDED EQUIPMENT, SUCH AS GATE ARMS, TICKET DISPENSERS, ETC THAT REQUIRE POWER SHALL BE FED FROM ALREADY EXISTING CIRCUITS IN PLACE FOR EXISTING GATE ARMS, TICKET DISPENSERS, U.O.N
4. REFER TO CIVIL PLANS FOR EXACT LOCATIONS OF ALL EQUIPMENT. TICKET DISPENSERS, GATE ARMS, ETC PROVIDED BY SEPARATE CONTRACTOR
5. ALL PROPOSED CONDUIT/CONDUCTOR SHALL BE 1" RGS W/ 2#12,1#12G U.O.N

1

KEYED NOTES:

1. TECHNOLOGY CABINET LOCATION. PROVIDE DEDICATED QUAD RECEPTACLE WITH GFCI PROTECTION. REFER TO 1E0-401 FOR CABINET DETAILS.
2. GATE ARM IS BEING REPLACED. RE-CONNECT TO EXISTING CONDUCTORS. MODIFY EXISTING CIRCUITS TO PROVIDE GFCI PROTECTION.
3. TERMINATE NEW CIRCUIT TO EXISTING SPARE BREAKER. PROVIDE NEW PANEL INDEX.

HOUSTON AIRPORT SYSTEM
GEORGE BUSH INTERCONTINENTAL
AIRPORT/HOUSTON TEXAS

Kimley»Horn
KIMLEY-HORN AND ASSOCIATES, INC.
1400 WOODLOCH FOREST DRIVE, SUITE 225
THE WOODLANDS, TX 77380
PHONE: 281-475-2616
TBPE FIRM REGISTRATION # 928
WWW.KIMLEY-HORN.COM

Ferguson Consulting
Consultants in Electrical, Security and Telecommunications Engineering
FERGUSON CONSULTING, INC.
10200 GROGAN'S MILL RD, SUITE #420
THE WOODLANDS, TEXAS 77380
(281) 292-9555 FIRM No. F-6864

REVISIONS

NO.	DESCRIPTION	DATE	BY
1	PERMIT REVISION 1	06/12/20	FCI

PARKING ACCESS AND REVENUE CONTROL SYSTEMS (PARCS)
HOU ECO ENLARGED PLANS

PROJECT MGR:	LF
DESIGNER:	PM
DRAWN BY:	FR
CHECKED BY:	LF
SCALE:	AS SHOWN
DATE:	2/28/2020

FERGUSON CONSULTING, INC.
STATE OF TEXAS
C. LECETTE FERGUSON
81460
REGISTERED PROFESSIONAL ENGINEER
F-6864
6/12/2020

APPROVED BY: DATE:

DIRECTOR
HOUSTON AIRPORT SYSTEM

PROJECT NO.
067810600

C.I.P. NO.

H.A.S. NO.
PN HKE-PARCS-2020-003

SHEET NO.
2E3-201

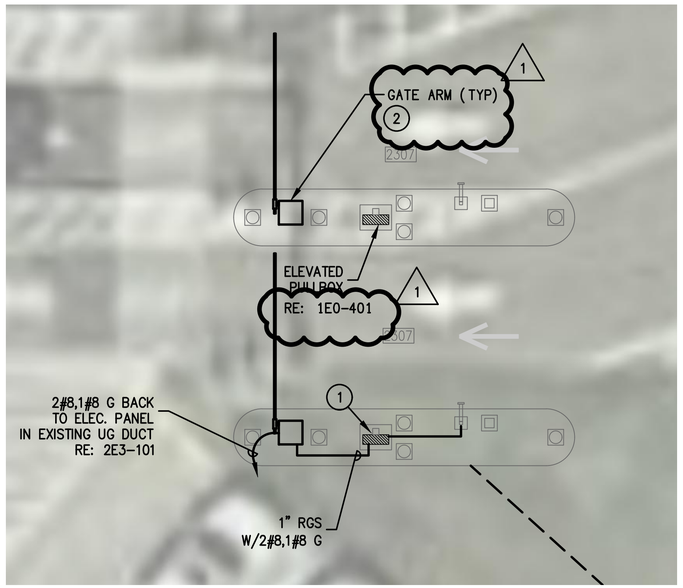

1 BUS EXIT LANES
SCALE: 1/4" = 1'-0"

NORTH

GENERAL NOTES:

1. ALL EXISTING CIRCUIT INFORMATION HAS BEEN OBTAINED FROM AS-BUILT DOCUMENTS AND CASUAL FIELD OBSERVATION. FIELD VERIFY EXISTING CONDITIONS FOR ACCURACY.
2. REFER TO TECHNOLOGY PLANS FOR ADDITIONAL EQUIPMENT ROUGH IN REQUIREMENTS FOR LOW VOLTAGE CABLES. ALL CONDUIT ROUGH IN FOR LOW VOLTAGE CABLES TO BE INSTALLED FOLLOWING DIVISION 27 REQUIREMENTS
3. PARCS CONTRACTOR PROVIDED EQUIPMENT, SUCH AS GATE ARMS, TICKET DISPENSERS, ETC THAT REQUIRE POWER SHALL BE FED FROM ALREADY EXISTING CIRCUITS IN PLACE FOR EXISTING GATE ARMS, TICKET DISPENSERS, U.O.N
4. REFER TO CIVIL PLANS FOR EXACT LOCATIONS OF ALL EQUIPMENT. TICKET DISPENSERS, GATE ARMS, ETC PROVIDED BY SEPARATE CONTRACTOR
5. ALL PROPOSED CONDUIT/CONDUCTOR SHALL BE 1" RGS W/ 2#12,1#12G U.O.N

1

KEYED NOTES:

1. TECHNOLOGY CABINET LOCATION. PROVIDE DEDICATED QUAD RECEPTACLE WITH GFCI PROTECTION. REFER TO 1E0-401 FOR CABINET DETAILS.
2. GATE ARM IS BEING REPLACED. RE-CONNECT TO EXISTING CONDUCTORS. MODIFY EXISTING CIRCUITS TO PROVIDE GFCI PROTECTION.

HOUSTON AIRPORT SYSTEM
GEORGE BUSH INTERCONTINENTAL
AIRPORT/HOUSTON TEXAS

Kimley»Horn
KIMLEY-HORN AND ASSOCIATES, INC.
1400 WOODLOCH FOREST DRIVE, SUITE 225
THE WOODLANDS, TX 77380
PHONE: 281-475-2616
TBPE FIRM REGISTRATION # 928
WWW.KIMLEY-HORN.COM

Ferguson Consulting
Consultants in Electrical, Security and Telecommunication Engineering
FERGUSON CONSULTING, INC.
10200 GROGAN'S MILL RD, SUITE #420
THE WOODLANDS, TEXAS 77380
(281) 292-9555 FIRM No. F-6864

REVISIONS

NO.	DESCRIPTION	DATE	BY
1	PERMIT REVISION 1	06/12/20	FCI

PARKING ACCESS AND REVENUE CONTROL SYSTEMS (PARCS)

ENLARGED PLANS

PROJECT MGR:	LF
DESIGNER:	PM
DRAWN BY:	FR
CHECKED BY:	LF
SCALE:	AS SHOWN
DATE:	2/28/2020

FERGUSON CONSULTING, INC.
STATE OF TEXAS
C. LECETTE FERGUSON
81460
REGISTERED PROFESSIONAL ENGINEER
F-6864
6/15/2020

APPROVED BY: DATE:

DIRECTOR
HOUSTON AIRPORT SYSTEM

PROJECT NO.
067810800

C.I.P. NO.

H.A.S. NO.
PN HKE-PARCS-2020-003

SHEET NO.
2E3-202