

# Augmentality Shift

Australia Report





**Introduction** 03 - 04

---

**Chapter 1: The Big Disconnect**  
There is a rising demand for AR experiences that bring greater utility, speed and value to consumers’ daily lives. 05 - 14

---

**Chapter 2: AR Across the Consumer Life Cycle**  
AR can fuel an extraordinary journey, from awareness to loyalty. 15 - 21

---

**Chapter 3: Building Authentic Brands with AR**  
AR can help build relationships and empower consumers and brands to make a positive impact. 22 - 27

---

**5 Easy Ways to Get Your AR Advantage** 28  
What can brands do now?

---

**The Methodology** 29 - 32

# To understand AR, you need to experience AR

For the full experience, follow these instructions and bring the report to life

1. **Download** and **Open** the Snapchat app
2. **Point** your camera at the Snapcode
3. **Press** and **hold** on the Snapcode on your screen to scan it
4. **Experience** an Augmentality Shift

Never used Snapchat before? Why not give it a try now and see our research through a different lens





AR technology has evolved rapidly. It's estimated that by 2025 around 65% of people in Australia will be using AR and almost all people who use social / communication apps will be frequent AR users.<sup>1</sup>

But rising adoption is far from the whole story. Playfulness will always be a part of the AR experience but there is a growing demand for AR in our day-to-day lives. Technology delivering immersive experiences that brings real utility to people.

It's time to change the way brands think about AR.

## It's time for an Augmentality Shift.

<sup>1</sup>2021 Global Deloitte Digital Study commissioned by Snap Inc.  
2021 AR Consumers based on people who use AR weekly or daily from 2021 Global Deloitte Digital Study commissioned by Snap Inc. 2022 to 2025 forecasted in line with 2000-2003 growth rate of smartphone users since AR is in the Toy-launched phase of adoption; if we look at where this transition took place with mobile phones, one can argue that this was when games like 'snake' started being available (e.g. 1997: Nokia 6110 device release, 1999: emojis were invented, 2000: Nokia 3310 launched and the first commercially available camera phone launched in Japan)  
Global population includes ages 13-69 (5.61B based on UN World Population Prospects 2019).





# Chapter 1: **The Big Disconnect**



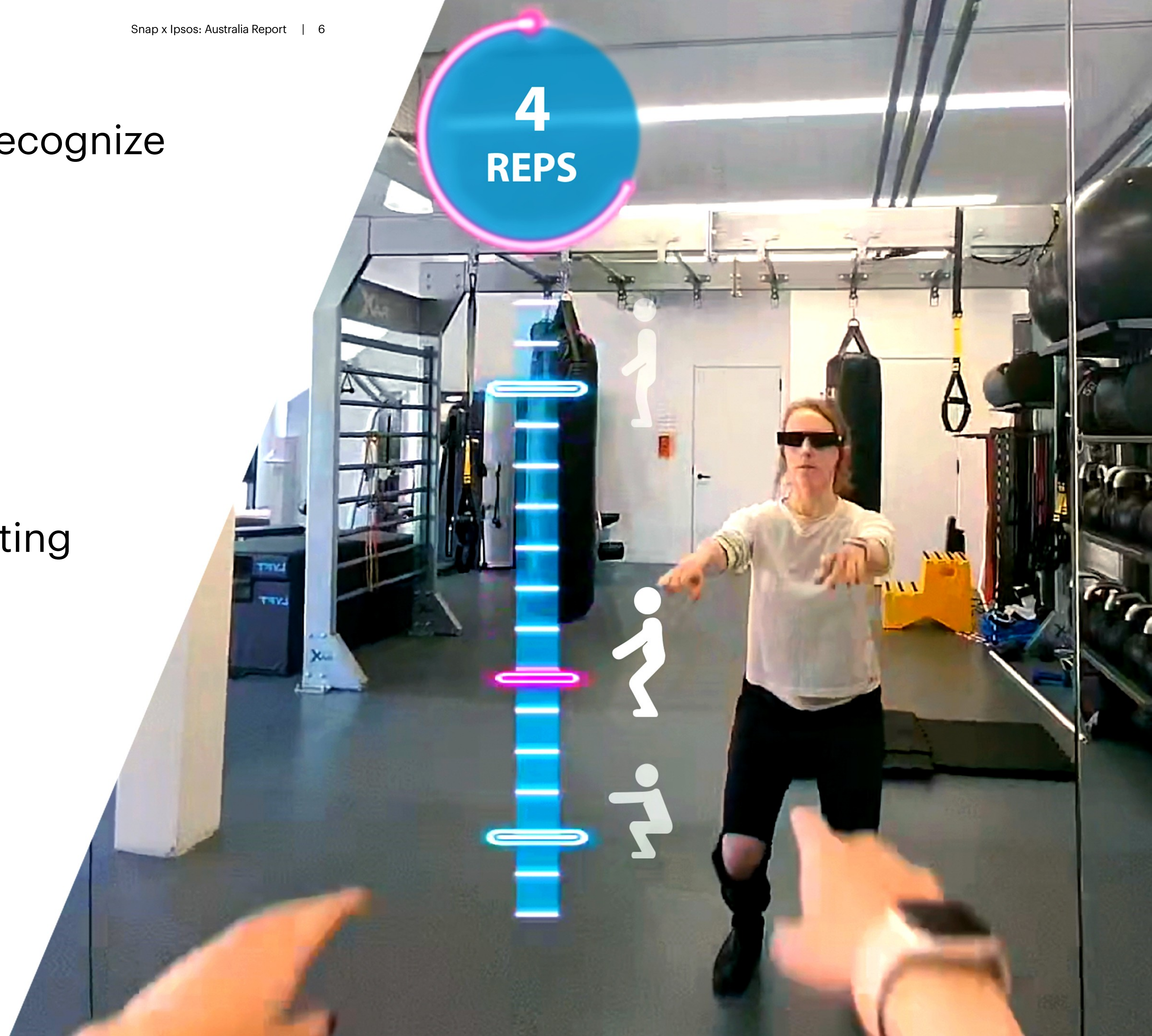


Many brands have started to recognize **AR's endless potential**.

Others haven't, yet.

The challenge?

To connect **AR's endless possibilities** with the accelerating expectations of consumers.





# It's time to close the gap



of brands think  
AR is primarily  
for fun...<sup>2</sup>



of consumers  
think of it  
this way.<sup>3</sup>

<sup>2</sup> 2022 Ipsos Augmentality Shift Study commissioned by Snap Inc. | Base Brands: AU All n=87 (Low base) | Q: Please select the main reasons you think each of these groups of people use AR - Aggregated responses Gen Z / Millennials ('Fun' NET: 'to have fun / be silly' and 'to play games')  
<sup>3</sup> 2022 Ipsos Augmentality Shift Study commissioned by Snap Inc. | Base Australian Consumers: AR users or future users n=1,152 | Q: Below are some reasons others have given for using AR. Please choose the main reason(s) you use / would use AR (Fun NET: 'To have fun / be silly' and 'To play games')





# AR is more than just fun and games

## 53%

now identify  
shopping as a  
top reason for  
using AR.<sup>4</sup>

<sup>4</sup>2022 Ipsos Augmentality Shift Study commissioned by Snap Inc. | Base Australian Consumers: AR users or future users n=1,152 | Q: Below are some reasons others have given for using AR. Please choose the main reason(s) you use / would use AR. ('Shopping' NET: 'To find out additional information about specific products or services', 'To make shopping experiences easier', 'To make shopping experiences faster' 'To ask friends / family for their opinions on what to buy').





**75% of consumers are interested in using AR to interact with a product before buying.<sup>5</sup>**

Beyond shopping, from automotive to accessibility, virtual product trials transcend industries...

<sup>5</sup>2022 Ipsos Augmentality Shift Study commissioned by Snap Inc. | Base Australian Consumers: AR users or future users n=1,152 | Q: AR can provide many experiences. Thinking about what you can do with using AR both now and in the future, how interested, if at all, are you in each of the following: 'Interacting with a product before buying it, e.g. using your phone to 'walk around' a virtual car to learn about its features' (T2B: Very interested / Somewhat interested)





**Consumers are looking for more creative and immersive experiences that add real value to their daily lives, so they can...**

**Find better ways to explore:**

AR that empowers consumers to explore, understand and navigate.

**Connect with Others:**

AR that offers consumers new shared experiences to strengthen their connections.

**Seek Growth and Development:**

AR that enables consumers' personal development and learning.





# AR for exploration

Brands can give consumers the ability to explore, by helping them navigate through stores or bringing maps to life. Imagine a consumer surfacing information about how to build or fix an item they purchased...

## It takes you places

**76%**

of consumers show interest in accessing AR maps that help navigate.<sup>6</sup>

## It guides you

**69%**

of consumers are interested in exploring the world with AR.<sup>7</sup>

## It shows you how

**70%**

of consumers say they'd be interested in using AR instructions.<sup>8</sup>

<sup>6</sup>2022 Ipsos Augmentality Shift Study commissioned by Snap Inc. | Base Australian Consumers: AU AR users or future users n=1,152 | Q: AR can provide many experiences. Thinking about what you can do with using AR both now and in the future, how interested, if at all, are you in each of the following? 'Accessing an AR map on your phone that projects a virtual map shows where I am walking, helping me you to navigate a city or a large store' (T2B: Very interested / Somewhat interested)

<sup>7</sup>2022 Ipsos Augmentality Shift Study commissioned by Snap Inc. | Base Australian Consumers: AU AR users or future users n=1,152 | Q: AR can provide many experiences. Thinking about what you can do with using AR both now and in the future, how interested, if at all, are you in each of the following? 'Travel and exploring' the world' (T2B: Very interested / Somewhat interested)

<sup>8</sup>2022 Ipsos Augmentality Shift Study commissioned by Snap Inc. | Base Australian Consumers: AU AR users or future users n=1,152 | Q: AR can provide many experiences. Thinking about what you can do with using AR both now and in the future, how interested, if at all, are you in each of the following? 'Using virtual AR instructions, e.g. using your phone to view an AR guide for flat-pack furniture on your phone', (T2B: Very interested / Somewhat interested)



Scan me →



# AR for connections

More than ever, consumers are seeking new ways to connect. Brands can tap into AR's potential to offer new ways to help people make memorable connections.

## Present with impact

**61%**

of consumers show interest in experiencing AR at events and conferences.<sup>9</sup>

## Amplify live experiences

**68%**

of consumers are interested in AR for entertainment such as concerts and sport events.<sup>10</sup>

<sup>9</sup>2022 Ipsos Augmentality Shift Study commissioned by Snap Inc. | Base Australian Consumers: AR users or future users n=1,152 | Q: AR can provide many experiences. Thinking about what you can do with using AR both now and in the future, how interested, if at all, are you in each of the following? 'Visiting AR at events or conferences to engage with brands offering an AR experience (T2B: Very interested / Somewhat interested)

<sup>10</sup>2022 Ipsos Augmentality Shift Study commissioned by Snap Inc. | Base Australian Consumers: AR users or future users n=1,152 | Q: AR can provide many experiences. Thinking about what you can do with using AR both now and in the future, how interested, if at all, are you in each of the following? 'Using AR for entertainment, e.g. being able to see an AR concert or sporting event in the location of your choice using your phone' (T2B: Very interested / Somewhat interested)



# AR for growth

AR can provide powerful opportunities to enhance learning, from educational guides to recipes and beyond. This is the greatest untapped opportunity for brands to become early adopters.

## There's a thirst for knowledge...

**77%**

of consumers say they're interested in AR for learning.<sup>11</sup>

## ...but the tap is running dry.

**29%**

of brands are interested in providing consumers with AR learning experiences.<sup>12</sup>

<sup>11</sup>2022 Ipsos Augmentality Shift Study commissioned by Snap Inc. | Base Australian Consumers: AR users or future users n=1,152 | Q: AR can provide many experiences. Thinking about what you can do with using AR both now and in the future, how interested, if at all, are you in each of the following? 'Learning in an immersive way' (T2B: Very interested / Somewhat interested)

<sup>12</sup>2022 Ipsos Augmentality Shift Study commissioned by Snap Inc. | Base Brands: AU All n=87 (Low base) | Q: Which, if any, of the following would your Organisation be interested in providing to consumers or customers? Please select all that apply ('Enabling people to learn a new skill or hobby in an immersive way')



Learn sign language  
with the ASL Lens

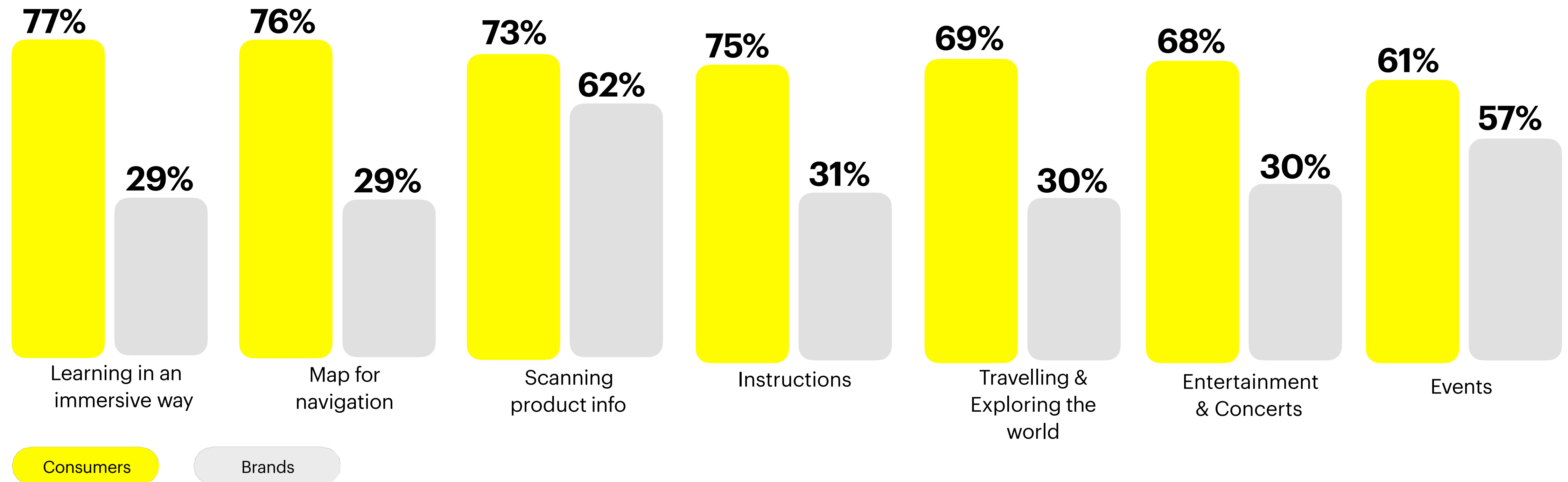


Scan me



# In fact, consumers' interest is high for a broad range of AR experiences, compared to brands' interest in delivering them.<sup>13</sup>

Level of interest in AR experiences



<sup>13</sup>2022 Ipsos Augmentality Shift Study commissioned by Snap Inc. | Base Australian Consumers: AR users or future users n=1,152 | Q: AR can provide many experiences. Thinking about what you can do with using AR both now and in the future, how interested, if at all, are you in each of the following? (T2B: Very interested / Somewhat interested) | Base Brands AU: All n=87 (Low base) | Q: Which, if any, of the following would your Organisation be interested in providing to consumers or customers? Please select all that apply.



# Chapter 2: **AR Across the Consumer Life cycle**

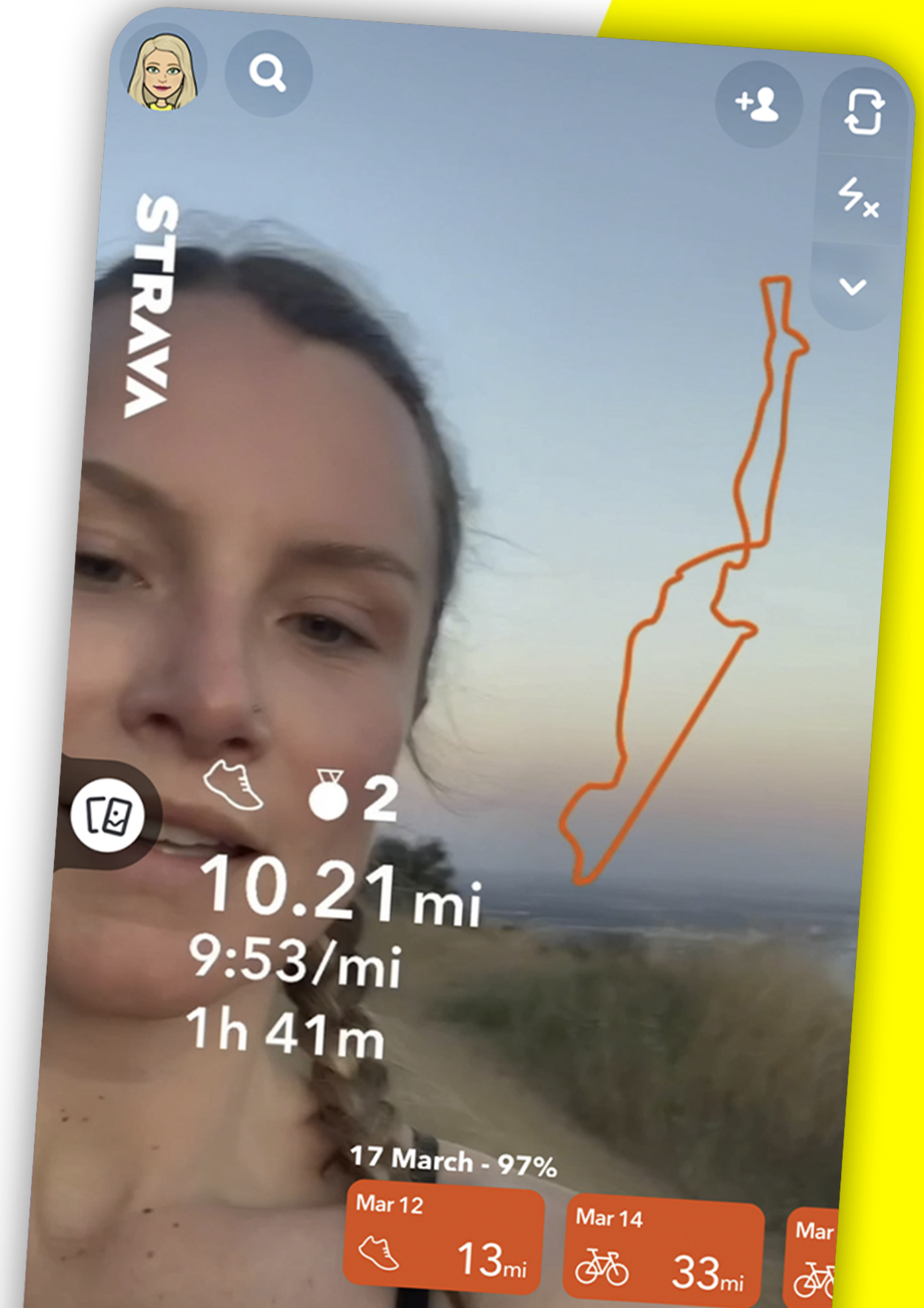




Our digital world is designed for discovery. Consumers are accustomed to sifting through messages, notifications and ads from multiple channels to engage with brands at speed. It's no longer enough just to have great content.

The challenge for brands? To break through the noise and establish their presence in this loud environment.

**AR can fuel extraordinary end-to-end consumer journeys that give your brand an advantage at every stage.**







AR has the power to create extraordinary experiences across the consumer lifecycle: **awareness, consideration, conversion, and loyalty.**

**3/5 e-commerce brands agree AR is an essential part of digital marketing<sup>14</sup>**

<sup>14</sup>2022 Ipsos Augmentality Shift Study commissioned by Snap Inc. | Base Brands Global: Digital native Organisations n=374 | Q: What is the main way that your organisation / key client sells products or services? (Digital Native Brands = NET 'Online through website/app', 'Online through a shared marketplace/app') | Q: Please tell us how much you agree or disagree, if at all, with each of the following statements: 'AR is an essential part of digital marketing' (NET Strongly agree, Somewhat agree - 58%)



# Stand out from the crowd

AR gives brands the opportunity to deliver a unique message with impact, while keeping it playful.

**4/5 brands that used  
AR lenses / filters improved  
their brand awareness.<sup>15</sup>**

<sup>15</sup>2022 Ipsos Augmentality Shift Study commissioned by Snap Inc. | Base Brands Global = Organisations that 'Enhanced brand presence with AR filters, lenses or effects for customers' n=220 | Q: What value did AR bring to your organisation / key client? Please select all that apply. (Brand awareness NET: 'Increasing brand awareness', 'Making us stand out from competitors' - 80%)



# Help people make the right choices

AR helps consumers feel confident about their purchases. It allows them to visualise, share and gather feedback before making decisions.

**91%**

of brands agree that AR expands the range of clothing and footwear that customers can 'try on' easily.<sup>16</sup>

<sup>16</sup>2022 Ipsos Augmentality Shift Study commissioned by Snap Inc. | Base Brands: AU All n=87 (Low base) | Q: Here are some statements about AR and fashion / trends. Please tell us how much you agree or disagree, if at all, with each of the following statements. 'AR expands the range of clothing and footwear that customers can 'try on' easily' (NET: Strongly agree / Somewhat agree)





# Seamless shopping converts

Brands can use AR to deliver a more seamless shopping experience to consumers, driving conversions.

**Interacting with products that have AR experiences leads to a 94% higher purchase conversion rate.<sup>17</sup>**

**60% consumers agree that AR helps them shop in new and exciting ways.<sup>18</sup>**

**4/5 of brands who use AR say it helps to drive sales, acquire new customers, and drive performance metrics.<sup>19</sup>**

<sup>17</sup>Harvard Business Review, How AR is redefining Retail in the Pandemic, 2020

<sup>18</sup>2022 Ipsos Augmentality Shift Study commissioned by Snap Inc. | Base: Australian Consumers: AR users or future users n= 1,152 | Q: One way AR could help you is by improving your shopping experience. Please tell us how much you agree or disagree that AR could assist you in the following ways, 'AR helps me shop in new and exciting ways'. (NET: Strongly agree / Somewhat agree).

<sup>19</sup>2022 Ipsos Augmentality Shift Study commissioned by Snap Inc. | Base Brands: AU All Brands AR users n=58 (Low base) | Q: In which, if any, of the following do you think AR could bring value to your organisation / key client at an overall level? (NET Brand Driving Sales / Improve Metrics: 'Drive in-store sales', 'Create new digital purchase channels (DTC)', 'Acquire new customers', 'Drive performance metrics (Sales, lead generation, app installations etc)', 'Drive return on investment (ROI)' - 78%





Brielle Garcia

# Extraordinary experiences that go beyond expectations

Exciting and immersive applications of AR can turn transactional experiences into long-term loyalty.

**71%**

of brands who use AR state it improves loyalty/customer experience.<sup>20</sup>

**96%**

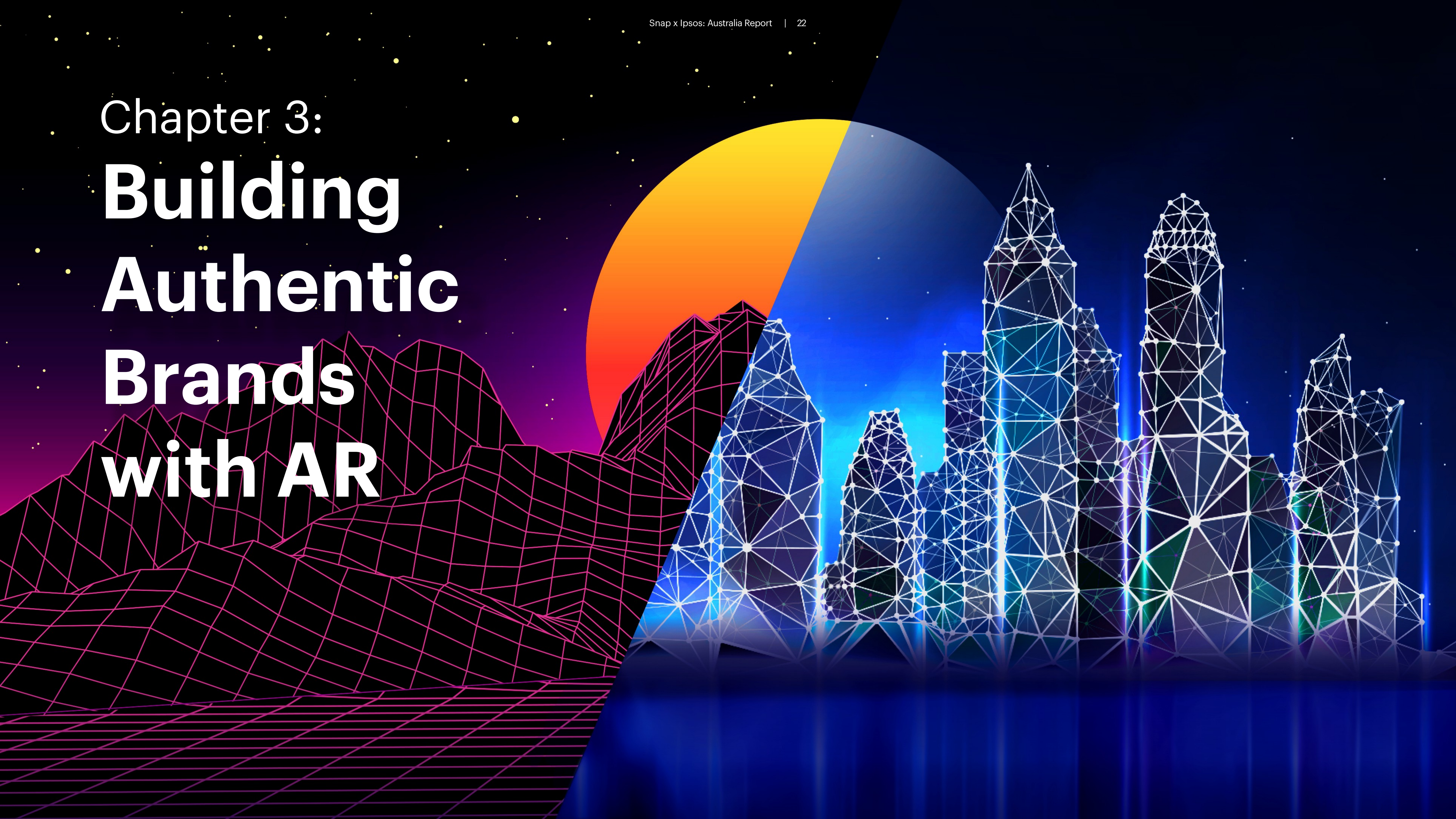
of Shoppers would be interested in using any post-purchase AR experiences<sup>21</sup>

<sup>20</sup>2022 Ipsos Augmentality Shift Study commissioned by Snap Inc. | Base Brands: AU All Brands AR users n=58 (Low base) | Q: In which, if any, of the following do you think AR could bring value to your organisation / key client at an overall level? (NET Brand Loyalty: 'Improve customer experience', 'Improve customer loyalty')

<sup>21</sup>2022 Alter Agents study commissioned by Snap Inc and Publicis Media. Base: Global Shoppers (n=4028). Q: Which of the following types of post-purchase AR experiences would you be most interested in using?



# Chapter 3: **Building Authentic Brands with AR**





AR empowers brands to build meaningful relationships with consumers by showing that they share their values and by helping them make positive contributions.

**AR for the Good of the World** sets its sights on sustainability, and how brands and consumers can reduce their environmental impact. **AR for the Good of Others** focuses on creating a more inclusive world. And **AR for Growth and Development** explores the untapped potential AR has for supporting health initiatives.





# Inspire memorable brand moments

## 4/5

brands who already  
use AR ads say it  
provides opportunities  
for deep and meaningful  
engagement.<sup>22</sup>

<sup>22</sup>2022 Ipsos Augmentality Shift Study commissioned by Snap Inc. | Base Brands: AU All n=87 (Low base) | Q: Please tell us how much you agree or disagree, if at all, with each of the following statements: 'AR ads provide opportunities for deep and meaningful engagement with customers' (NET Strongly agree, Somewhat agree) - 85%



# The environmental potential

Using immersive 'try-on' technology gives consumers confidence about how a product will look and fit. This means more accurate choices and less returns - helping brands to save money and reduce their environmental impact.

**74%**

of consumers believe AR has the potential to help the environment by reducing returns.<sup>23</sup>

**68%**

of brands also claim the number of returns a customer makes will be reduced by AR.<sup>24</sup>

<sup>23</sup>2022 Ipsos Augmentality Shift Study commissioned by Snap Inc. | Base Australian Consumers: AR users or future users n=1,152 | Q: which, if any, of the following do you think AR can help reduce? Please select all that apply. (NET Returns: 'The number of returns', 'The amount of packaging needed', 'The cost of processing returns')

<sup>24</sup>2022 Ipsos Augmentality Shift Study commissioned by Snap Inc. | Base Brands: All Brands AU n=87 (Low base) | Q: Thinking about the impact AR can have, which of the following do you think AR can help your organisation / key client to reduce? (NET Returns: 'The number of returns a customer makes', 'Amount of packaging needed for sending goods and receiving returns', 'Cost of processing returns').







## AR powers inclusivity

Brands can use AR to empower consumers to connect with their environments in more accessible ways.

**82% of brands agree  
AR makes sure  
products or events  
are accessible to all.<sup>25</sup>**

<sup>25</sup>2022 Ipsos Augmentality Shift Study commissioned by Snap Inc. | Base Brands: AU All n=87 (Low base) | Q. Please tell us how much you agree or disagree, if at all, with each of the following statements. 'AR would help making sure products / events can be accessible to everyone' (NET: Strongly agree / Somewhat agree).




## Feel the difference

Brands can use AR to enhance consumers' wellbeing, from adjusting pace for runners to improving golf swings.

**67% of consumers are interested in using AR to participate in wellness or fitness activities.<sup>26</sup>**

<sup>26</sup>2022 Ipsos Augmentality Shift Study commissioned by Snap Inc. | Base Australian Consumers: AR users or future users n=1,152 | Q: AR can provide many experiences. Thinking about what you can do with using AR both now and in the future, how interested, if at all, are you in each of the following? 'Participating in wellness or fitness activities e.g. using an AR virtual personal trainer' (T2B: Very interested / Somewhat interested).





# 5 Easy steps to get your AR advantage

- 1. Establish expectations**

There is a disconnect between brand perceptions and consumer expectations. Brands need to close this gap, by thinking of how they can meet and exceed growing consumer usage and demand. Start with the basics.
- 2. Expand to make lives easier**

Build immersive AR experiences that enhance people's lives by allowing consumers to explore the world (e.g. maps to navigate), connect with others (e.g. to find friends), and fuel personal growth (e.g. AR to learn).
- 3. Engage across the life cycle**

Use AR to create a more seamless shopping experience that makes consumers more likely to purchase. Think about how you can inspire your audience at every touch point; from awareness and consideration, to conversion and loyalty.
- 4. Elevate your brand values**

AR makes a brand's purpose and values tangible for consumers. Build deeper connections by showcasing your sustainability (world), diversity (others), and wellness (growth) initiatives.
- 5. Embrace The opportunity**

Thousands of brands are already using AR to inspire and make a positive impact. It's easy to get started, so catch up with those already making ground.



# The Methodology



# Definitions

Based on the finding from this report, brands, creators and innovators can immerse themselves in the AR revolution. For this, we have defined two essential sample groups that have been referred to in this report as...

**1. Consumers:** Smartphone users aged 13 to 44 years old who use any social / communication app. Current AR users or open to AR.

**2. AR decision makers (known as 'Brands' in this report):** Senior AR decision makers from brands or agencies that have implemented AR (used) or are open to doing so (aware and open to use AR).

# Methodology

## Quantitative Surveys

Quantitative surveys to understand the value of AR and the problems AR solves for consumers and AR Decision Makers.

## Qualitative, Semiotics & Trends analysis

Interviews with pioneers, Snap buyers and thought leaders in AR to uncover future use cases and the trends that are driving this space. Additional Secondary qualitative analysis from Snap advertiser and Snap Consumer research.

Semiotics analysis of cultural artifacts representing AR to understand what messages and images are influencing and shaping opinions.





# This report is grounded in the following major components carried out by **IPSOS UK** on behalf of **Snap Inc:**

	QUANTITATIVE CONSUMER ONLINE SURVEY	QUANTITATIVE AR DECISION MAKER ONLINE SURVEY	QUALITATIVE, SEMIOTICS & TRENDS ANALYSIS
Survey length	15 minutes online self completion survey.	15 minutes online self completion survey.	<b>Trends analysis &amp; Qualitative</b>  Secondary research and an expert forum with 8 pioneers, engineers and thought leaders in AR to uncover future opportunities and use cases for AR and the trends that are driving this space.  Two in-depth interviews with Snap Advertisers to discuss successful use cases of AR. Secondary qualitative analysis from 12 x Snap advertisers quotes from Snap, Inc qualitative Snapchat user research.
Sample definition and size	24,849 participants aged 13 to 44 who own and use a smartphone, and use any social / communication app and chose to take part in our survey, from which 1,580 were German smartphone consumers - 1,251 AR users or future users.	1,021 senior decision makers (managers +) drawn from brands or agencies that have used AR or are open to doing so in the future who chose to take part, from which 214 brands were from the US.	<b>Semiotics analysis</b>  Analysis of cultural artifacts representing AR to understand what messages and images are influencing and shaping opinions, attitudes and expectations of audiences.
Territories	16 countries across the Globe: US, Canada, Mexico, GB, France, Germany, Netherlands, Sweden, Norway, Australia, Japan, Malaysia, Indonesia, India, United Arab Emirates and Saudi Arabia.	16 countries across the Globe: US, Canada, Mexico, GB, France, Germany, Netherlands, Sweden, Norway, Australia, Japan, Malaysia, Indonesia, India, United Arab Emirates and Saudi Arabia.	
Quotas & Boosts	Age within gender to ensure a robust, analysable sample size per group per country (equally distributed across the following age groups: 13-17, 18-24, 25-34 and 35-44. Boosts for Snapchat users or non-Snapchat users depending on individual country incidence to ensure strong sample size across both groups.	Imposed to attain a split of both organisations and agencies and region (Asia-Pacific, North America, EMEA, MENA and Nordics).	
Fieldwork dates	22 March - 27 April 2022.	18 March - 21 April 2022.	
Weighting	Final data weighted on age, gender and country specific incidences for the boost samples (alongside nationality / expat for Saudi Arabia and United Arab Emirates) to align with the profile of smartphone users in each of the surveyed territories. Total sample by country weighted to the same number of participants (n=1,500) with Global results based on aggregate data across countries.	No weighting was applied. Unweighted data was aggregated and analysed at a Global and Regional level.	
			<b>IPSOS UK CLIENT TEAM</b>  Billie Ing - Head of UK Trends and Futures <a href="mailto:Billie.Ing@ipsos.com">Billie.Ing@ipsos.com</a>  Eduardo Mena - Research Director Media <a href="mailto:Eduardo.Mena@ipsos.com">Eduardo.Mena@ipsos.com</a>
			<b>Snap Inc TEAM</b>  Jo Tenzer - Head of Marketing Insights EMEA <a href="mailto:jtenzer@snapchat.com">jtenzer@snapchat.com</a>  Julie Caironi - Senior Business Marketing Manager <a href="mailto:jcaironi@snapchat.com">jcaironi@snapchat.com</a>



# Methodology

Sample detail from  
**Consumer & Brands**  
surveys, by country:

	 <b>Consumer</b>	 <b>Brands</b>			
	<b>All smartphone user</b>	<b>Of which (n=) are current AR or future users</b>	<b>Completes by country</b>	<b>Completes by region</b>	<b>Region</b>
US	1,580	1,251	214	316	North America
Canada	1,527	1,134	50*		
Mexico	1,575	1,424	52*		
GB	1,652	1,298	107	267	Western EU
France	1,644	1,212	80*		
Germany	1,716	1,292	80*		
The Netherlands	1,532	1,110	46*	96*	Netherlands and The Nordics
Sweden	1,529	1,159	32*		
Norway	1,413	1,126	18*		
UAE	1,506	1,417	28*	38*	MENA
KSA	1,501	1,366	10*		
Australia	1,532	1,152	87*	87*	Australia
Japan	1,488	951	45*		
Malaysia	1,533	1,411	20*	100	Asia
Indonesia	1,519	1,448	35*		
India	1,602	1,528	117	117	India
<b>Global</b>	<b>24,849</b>	<b>20,279</b>	<b>1,021</b>		

\* Low sample at country / regional level





2022 Ipsos Global Augmentality Shift Study commissioned by Snap Inc. | Global results are based on aggregated results across 16 countries for Consumers and Brands: Australia, Canada, France, Germany, India, Indonesia, Japan, Malaysia, Mexico, Netherlands, Norway, Saudi Arabia, Sweden, United Arab Emirates, United Kingdom, and United States. | Base Consumers: Smartphone users aged 13-44 years old who use any social or communication app (n=24,849) and have used AR or would consider doing so in the future (n=20,279). Results were weighted to be representative of the overall smartphone population as well as AR usage from each country. | Base Brands: Senior decision makers from brands or agencies that have used AR or are open to doing so in the future who chose to take part (n=1,021).