FLOS
Architectural

Fixture Type .....
Job Name .....

Infra-Structure Dimmable

Ceiling Suspended High-tech LED lighting system for interior architecture.

Description

An innovative illumination system designed by Vincent Van Duysen to be installed surface-mounted to the ceiling with a network of rigid stems.
Structural profiles and ceiling stems finished with black or white extruded aluminium tubular sections, fitted with an electric graphite feed track with a 48V supply, on which the LED luminaires are installed by a magnetic fastening system and a security mechanical fastening element.
The range of luminaires is composed of accent illumination modules with different optics, ambient lighting system with direct and indirect lights and decorative luminaires with the Flos signature design.

Lamp

System Lamp Type	LED
Color Temperature	2700K, 3000K, 3500K* (See Notes)
Color Rendering	CRI90
Application	General Lighting

Physical

Material	Aluminum
Ingress Protection Rating	IP20
Finishes	☐ 40 White ■ 14 Black

Installation type	Ceiling - Surface
Environment	Indoor
Field cuttable	No

Electrical & Control

Driver location	Remote
Driver Input Voltage	120V-277V
Driver Output Voltage	48V
Maximum Driver Wattage	Class 2 - 96W
Control	0-10V DALI Casambi for Light Shadow Spot and Multi Spot Mini

Light Modules

Certifications

c UL us LISTED

Photometrics

For current IES files please visit arch.flosusa.com

Warranty

2 years from date of sale.

FLOS. USA
36 East 31st Street
Suite 402
New York N.Y. 10016
(800) 841.4011

For more information contact your representative or go to professional.flos.com/en-US/us/
©2026 Specifications and dimensions subject to change without notice. Issued 10.07.2026

c UL us LISTED

FLOS
Architectural

Fixture Type .....
Job Name .....

Infra-Structure Dimmable

Ceiling Suspended High-tech LED lighting system for interior architecture.

Notes

Contractor to supply wire from driver to luminaire. Drivers should be installed in a temperate accessible location.

Wattage per linear foot is dependent upon quantity and type of light modules used.

Spots and linear luminaires available with individually addressable DALI-Wireless circuitry, 0-10V (from 10% up to 100%) Dimming, Casambi for Light Shadow Spot and Multi Spot Mini.

All the rods incorporate a mechanism that allows the adjustment of the length a maximum of 2cm (0.8”), in order to absorb the unevenness of the ceiling.

Tracks can not be cut.

3500K and other CCT available but not cataloged. Consult factory for additional color temperatures.

Light Modules

Tracks

Tubular electromagnetic track for surface installation in ceilings through rigid rods. Tubular tracks available in two lengths (L): 1055 mm (41.53”) and 1555 mm (61.22”). Tracks can not be cut to different lengths. End caps are powered and are required for each run. Order separately

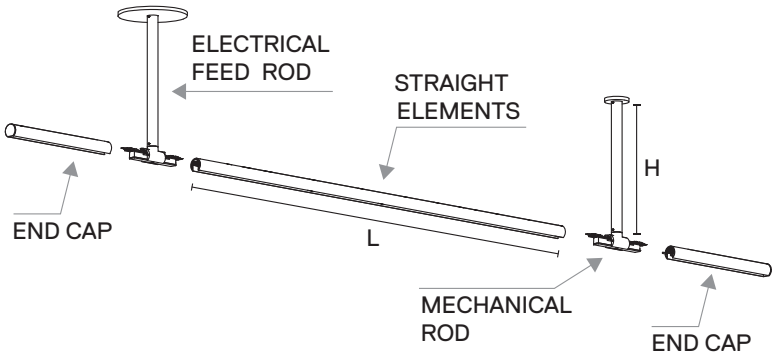

Certifications

c UL us LISTED

Photometrics

For current IES files please visit arch.flosusa.com

Warranty

2 years from date of sale.

FLOS. USA
36 East 31st Street
Suite 402
New York N.Y. 10016
(800) 841.4011

For more information contact your representative or go to professional.flos.com/en-US/us/
©2026 Specifications and dimensions subject to change without notice. Issued 10.07.2026

c UL us LISTED

FLOS
Architectural

Fixture Type .....

Job Name .....

Infra-Structure Dimmable

Ceiling Suspended High-tech LED lighting system for interior architecture.

Required Installation Accessories

Track Straight Element . Lenghts:
41.53” (1055mm)
61.22’’ (1555mm)

Part Number:

- ■ **06.5100.14** [41.53”]
- □ **06.5100.40** [41.53”]

- ■ **06.5101.14** [61.22’’]
- □ **06.5101.40** [61.22’’]

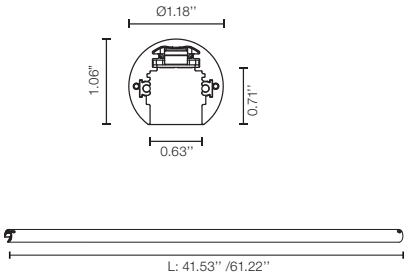

Endcap. Lenght: 11” (279mm)
Note: End cap are electrified.

Part Number:

- ■ **06.5135.14**
- □ **06.5135.40**

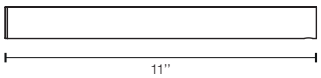

Aluminium Stencil Installation. Lenghts:
43.31” (1100mm)
63” (1600mm)

Part Number:

08.0032.00 [41.31”]
08.0033.00 [63”]

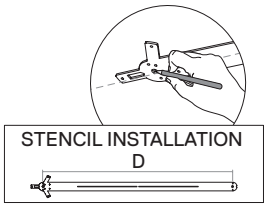

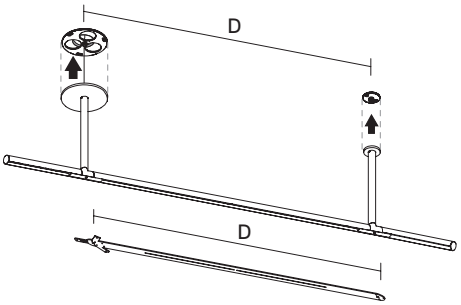

Note: Tracks are fixed lengths and cannot be field cut.

FLOS. USA
36 East 31st Street
Suite 402
New York N.Y. 10016
(800) 841.4011

For more information contact your representative or go to professional.flos.com/en-US/us/
©2026 Specifications and dimensions subject to change without notice. Issued 10.07.2026

C UL US LISTED

FLOS
Architectural

Fixture Type .....

Job Name .....

Infra-Structure Dimmable

Ceiling Suspended High-tech LED lighting system for interior architecture.

Ceiling Rods

Mechanical Rod Canopy ø1.97”

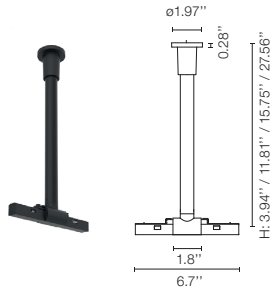

Length	Part Number	Finish
3.94” (100mm)	06.5110	■ 14 = Black □ 40 = White
11.81” (300mm)	06.5111	
15.75” (400mm)	06.5112	
27.56” (700mm)	06.5113	

Mechanical Rod Canopy ø5.59”

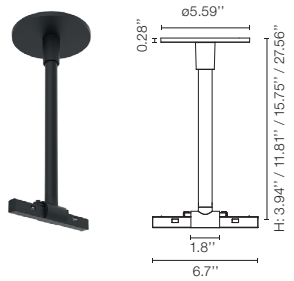

Length	Part Number	Finish
3.94” (100mm)	06.5115	■ 14 = Black □ 40 = White
11.81” (300mm)	06.5116	
15.75” (400mm)	06.5117	
27.56” (700mm)	06.5118	

Electrical Feed Rod Canopy ø1.97”

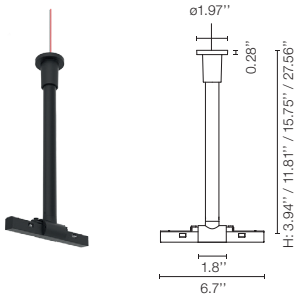

Length	Part Number	Finish
3.94” (100mm)	06.5120	■ 14 = Black □ 40 = White
11.81” (300mm)	06.5121	
15.75” (400mm)	06.5122	
27.56” (700mm)	06.5123	

Electrical Feed Rod Canopy Ø5.59”

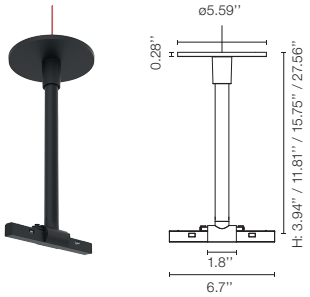

Length	Part Number	Finish
3.94” (100mm)	06.5125	■ 14 = Black □ 40 = White
11.81” (300mm)	06.5126	
15.75” (400mm)	06.5127	
27.56” (700mm)	06.5128	

Electrical Data Rod Canopy Ø1.97”

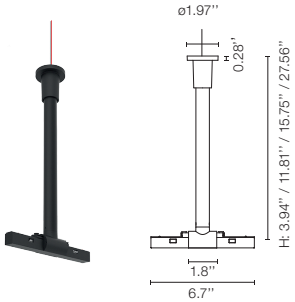

Length	Part Number	Finish
3.94” (100mm)	06.5150	■ 14 = Black □ 40 = White
11.81” (300mm)	06.5151	
15.75” (400mm)	06.5152	
27.56” (700mm)	06.5153	

Electrical Data Rod Canopy Ø5.59”

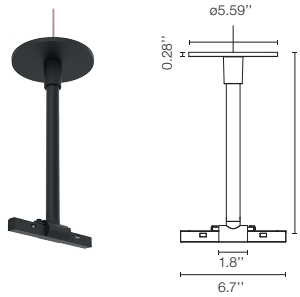

Length	Part Number	Finish
3.94” (100mm)	06.5155	■ 14 = Black □ 40 = White
11.81” (300mm)	06.5156	
15.75” (400mm)	06.5157	
27.56” (700mm)	06.5158	

* All the rods incorporate a mechanism that allows the adjustment of the lenght a máximum of 2cm (0.8”), in order to absorbe the unevenness of the ceiling

FLOS. USA
36 East 31st Street
Suite 402
New York N.Y. 10016
(800) 841.4011

For more information contact your representative or go to professional.flos.com/en-US/us/
©2026 Specifications and dimensions subject to change without notice. Issued 10.07.2026

C UL US LISTED

FLOS
Architectural

Fixture Type .....
Job Name .....

Infra-Structure Dimmable

Ceiling Suspended High-tech LED lighting system for interior architecture.

Ceiling Suspended Rods

Mechanical suspended Rod 27.56” (700mm)
Aircraft cable with mounting hardware 33ft (10m)

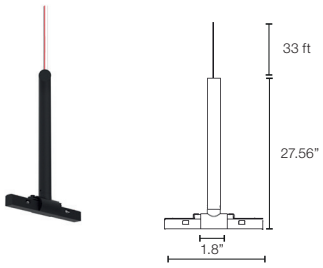

Length	Part Number	Finish
27.56” (700mm)	06.5114	■ 14 = Black □ 40 = White

Electrical Feed suspended Rod 27.56” (700mm)
Aircraft cable with mounting hardware 33ft (10m)
Feed wire 37.8ft (11.5m)

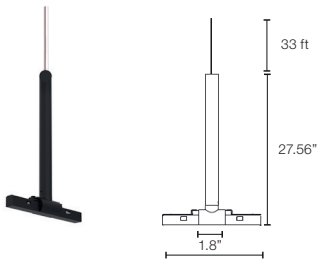

Length	Part Number	Finish
27.56” (700mm)	06.5124	■ 14 = Black □ 40 = White

Electrical DATA suspended Rod 27.56” (700mm)
Aircraft cable with mounting hardware 33ft (10m)
Feed wire 37.8ft (11.5m)

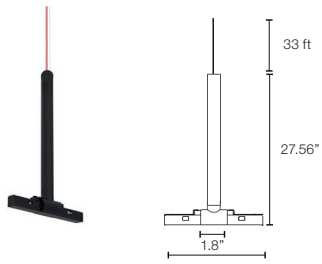

Length	Part Number	Finish
27.56” (700mm)	06.5154	■ 14 = Black □ 40 = White

Blind Tube

Blind Tube.

Part Number:

■ 08.8120.14 [L: 35.4”]
□ 08.8120.40 [L: 35.4”]
■ 08.8121.14 [L: 47.2”]
□ 08.8121.40 [L: 47.2”]
■ 08.8122.14 [L: 59”]
□ 08.8122.40 [L: 59”]

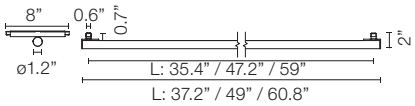

Dimming Controllers

Dimming Control Unit Box 48V 1-10V
Dimming Control Unit Box is a required interface between 0-10V control and track luminaires.

Part Number:

08.0613.14

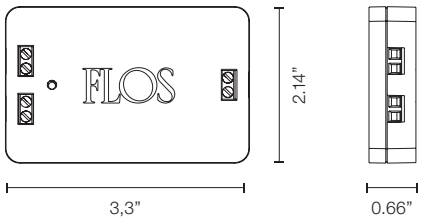

FLOS. USA
36 East 31st Street
Suite 402
New York N.Y. 10016
(800) 841.4011

For more information contact your representative or go to professional.flos.com/en-US/us/
©2026 Specifications and dimensions subject to change without notice. Issued 10.07.2026

FLOS
Architectural

Fixture Type .....

Job Name .....

Infra-Structure Dimmable

Ceiling Suspended High-tech LED lighting system for interior architecture.

Drivers

LED power supply source for remote installation, 48V/100W Meanwell HLG-100H-48	LED power supply source for remote installation, 48V/60W, 120-277V, Magnitude, UL Listed	LED power supply source for remote installation, 48V/30W, 120-277V, Magnitude, UL Listed
Part Number: LEDSB96W48V-NDM-D01	Part Number: LEDSB60W48V-NDM-D01	Part Number: LEDSB30W48V-NDM-D01

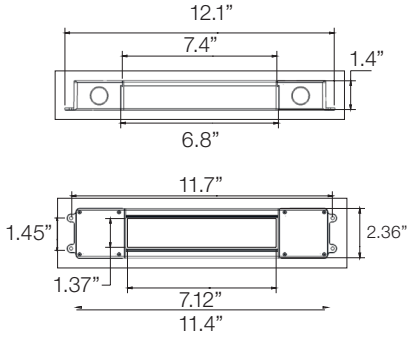

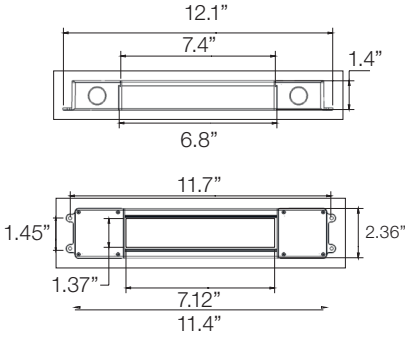

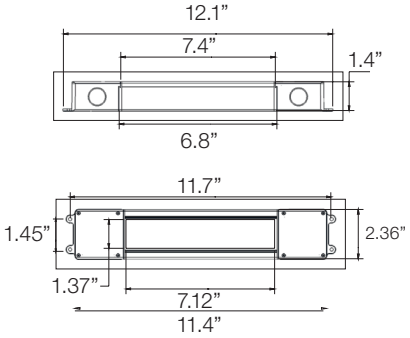

FLOS. USA
36 East 31st Street
Suite 402
New York N.Y. 10016
(800) 841.4011

For more information contact your representative or go to professional.flos.com/en-US/us/
©2026 Specifications and dimensions subject to change without notice. Issued 10.07.2026

C UL US LISTED

FLOS
Architectural

Fixture Type .....
Job Name .....

Infra-Structure Dimmable

Ceiling Suspended High-tech LED lighting system for interior architecture.

How to specify

0	3	.	8	4	0	0	.	1	4	*
Part Number								Finish		

* specify power supply separately

Light Tube Direct

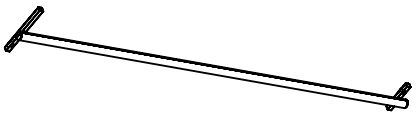

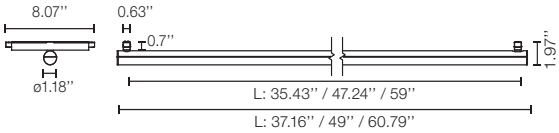

Length	CRI	CCT	Initial Lumen	Delivered Lumen	Watts	Beam Spread	Part Number	Finish	Dimming Protocol
35.43” (900 mm)	90	2700	1820	1485	23	145°	03.8100	■ 14 = Black □ 40 = White	ADA : DALI Dimming A1V : 0-10V Dimming
47.24” (1200 mm)	90	2700	2366	1908	30	145°	03.8101	■ 14 = Black □ 40 = White	ADA : DALI Dimming A1V : 0-10V Dimming
59” (1500 mm)	90	2700	2912	2331	38	145°	03.8102	□ 40 = White ■ 14 = Black	ADA : DALI Dimming A1V : 0-10V Dimming

Length	CRI	CCT	Initial Lumen	Delivered Lumen	Watts	Beam Spread	Part Number	Finish	Dimming Protocol
35.43” (900 mm)	90	3000	2048	1670	23	145°	03.8105	■ 14 = Black □ 40 = White	ADA : DALI Dimming A1V : 0-10V Dimming
47.24” (1200 mm)	90	3000	2663	2146	30	145°	03.8106	■ 14 = Black □ 40 = White	ADA : DALI Dimming A1V : 0-10V Dimming
59” (1500 mm)	90	3000	3278	2621	38	145°	03.8107	□ 40 = White ■ 14 = Black	ADA : DALI Dimming A1V : 0-10V Dimming

FLOS. USA
36 East 31st Street
Suite 402
New York N.Y. 10016
(800) 841.4011

For more information contact your representative or go to professional.flos.com/en-US/us/
©2026 Specifications and dimensions subject to change without notice. Issued 10.07.2026

C UL US LISTED

FLOS
Architectural

Fixture Type .....

Job Name .....

Infra-Structure Dimmable

Ceiling Suspended High-tech LED lighting system for interior architecture.

Light Tube Indirect

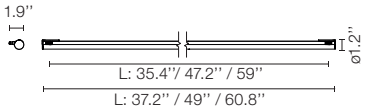

Length	CCT	Initial Lumen	Delivered Lumen	Watts	CRI	Beam Spread	Part Number	Finish	Dimming Protocol
35.4” (900 mm)	2700	1820	1260	23	90	102°	03.8110	■ 14 = Black □ 40 = White	ADA : DALI Dimming A1V : 0-10V Dimming
47.2” (1200 mm)	2700	2366	1679	30			03.8111	■ 14 = Black □ 40 = White	
59” (1500 mm)	2700	2912	2099	38			03.8112	□ 40 = White ■ 14 = Black	

Length	CCT	Initial Lumen	Delivered Lumen	Watts	CRI	Beam Spread	Part Number	Finish	Dimming Protocol
35.4” (900 mm)	3000	2048	1299	23	90	102°	03.8115	■ 14 = Black □ 40 = White	ADA : DALI Dimming A1V : 0-10V Dimming
47.2” (1200 mm)	3000	2663	1732	30			03.8116	■ 14 = Black □ 40 = White	
59” (1500 mm)	3000	3278	2164	38			03.8117	□ 40 = White ■ 14 = Black	

Photometrics

2700K

35.4” (900 mm)

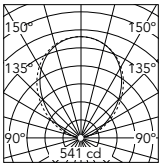

Luminous flux luminaire
1260 lm

Beam Angle: 93°

h(m)	E(lx)	D(m)
1	541	2.10
2	135	4.20
3	60	6.30
4	34	8.40
5	22	10.51

35.4” (900 mm)

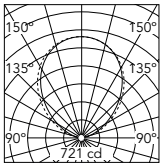

Luminous flux luminaire
1679 lm

Beam Angle: 93°

h(m)	E(lx)	D(m)
1	721	2.10
2	180	4.20
3	80	6.30
4	45	8.40
5	29	10.51

35.4” (900 mm)

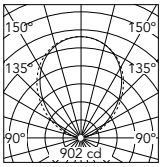

Luminous flux luminaire
2099 lm

Beam Angle: 93°

h(m)	E(lx)	D(m)
1	902	2.10
2	225	4.20
3	100	6.30
4	56	8.40
5	36	10.51

3000K

35.4” (900 mm)

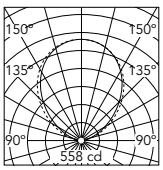

Luminous flux luminaire
1299 lm

Beam Angle: 93°

h(m)	E(lx)	D(m)
1	558	2.10
2	139	4.20
3	62	6.30
4	35	8.40
5	22	10.51

35.4” (900 mm)

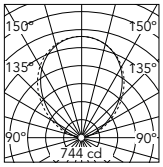

Luminous flux luminaire
1732 lm

Beam Angle: 93°

h(m)	E(lx)	D(m)
1	744	2.10
2	186	4.20
3	83	6.30
4	46	8.40
5	30	10.51

35.4” (900 mm)

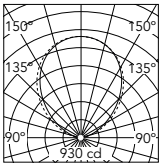

Luminous flux luminaire
2164 lm

Beam Angle: 93°

h(m)	E(lx)	D(m)
1	929	2.10
2	232	4.20
3	103	6.30
4	58	8.40
5	37	10.51

FLOS. USA
36 East 31st Street
Suite 402
New York N.Y. 10016
(800) 841.4011

For more information contact your representative or go to professional.flos.com/en-US/us/
©2026 Specifications and dimensions subject to change without notice. Issued 10.07.2026

c UL us LISTED

FLOS
Architectural

Fixture Type .....

Job Name .....

Infra-Structure Dimmable

Ceiling Suspended High-tech LED lighting system for interior architecture.

Spot 50

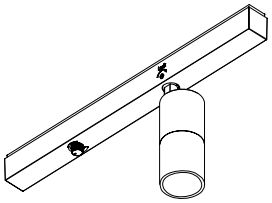

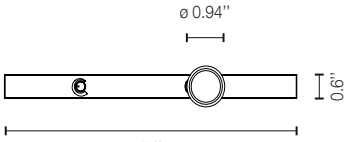

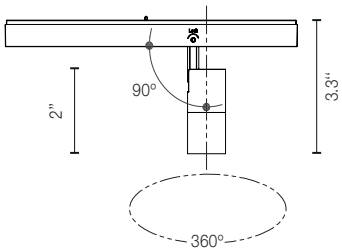

CCT	CRI	Initial Lumen	Delivered Lumen	Watts	Beam Spread	Part Number	Finish	Dimming Protocol	Photometric
3000	90	307	212	3.5	26°	03.8033	40A = White 14A = Black 05B = Polished Silver	.DA : DALI Dimming .1V : 0-10V Dimming	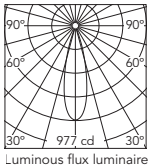 Luminous flux luminaire 205 lm (EXTREME CUT OFF) Beam Angle: 26°
2700	90	286	205	3.5	26°	03.8032			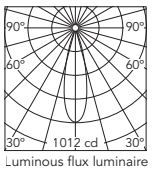 Luminous flux luminaire 212 lm (EXTREME CUT OFF) Beam Angle: 26°

h(m)	E(lx)	D(m)
1	977	0.47
2	244	0.94
3	109	1.41
4	61	1.88
5	39	2.35

h(m)	E(lx)	D(m)
1	1012	0.47
2	253	0.94
3	112	1.41
4	63	1.88
5	40	2.35

FLOS. USA
36 East 31st Street
Suite 402
New York N.Y. 10016
(800) 841.4011

For more information contact your representative or go to professional.flos.com/en-US/us/

©2026 Specifications and dimensions subject to change without notice. Issued 10.07.2026

C UL US LISTED

FLOS
Architectural

Fixture Type .....

Job Name .....

Infra-Structure Dimmable

Ceiling Suspended High-tech LED lighting system for interior architecture.

Spot 90

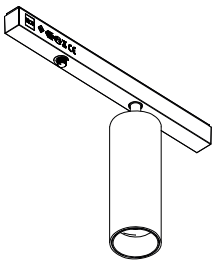

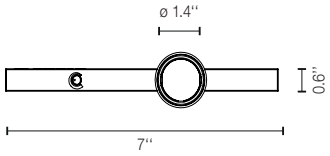

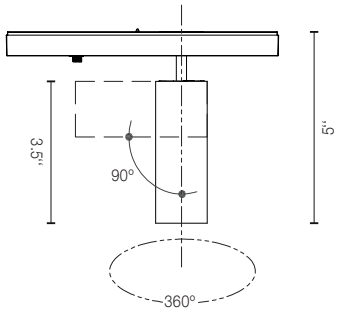

CCT	CRI	Initial Lumen	Delivered Lumen	Watts	Beam Spread	Part Number	Finish	Dimming Protocol	Photometric
3000	90	656	443	8.5	14°	03.8043	40A = White 14A = Black 05B = Polished Silver	.DA : DALI Dimming .1V : 0-10V Dimming	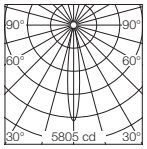 5805 cd Luminous flux luminaire 443 lm E(lx) D(m) h(m) 14° 1 5805 0.25 2 1451 0.49 3 645 0.74 4 363 0.98 5 232 1.23
2700	90	610	428	8.5	14°	03.8042			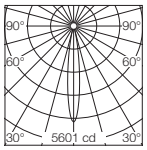 5601 cd Luminous flux luminaire 428 lm E(lx) D(m) h(m) 14° 1 5601 0.25 2 1400 0.49 3 622 0.74 4 350 0.98 5 224 1.23
3000	90	656	406	8.5	22°	03.8045			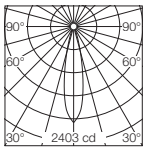 2403 cd Luminous flux luminaire 406 lm E(lx) D(m) h(m) 22° 1 2403 0.38 2 601 0.77 3 267 1.15 4 150 1.54 5 96 1.92
2700	90	610	392	8.5	22°	03.8044			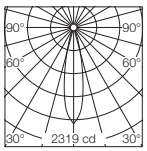 2319 cd Luminous flux luminaire 392 lm E(lx) D(m) h(m) 22° 1 2319 0.38 2 580 0.77 3 258 1.15 4 145 1.54 5 93 1.92

FLOS. USA
36 East 31st Street
Suite 402
New York N.Y. 10016
(800) 841.4011

For more information contact your representative or go to professional.flos.com/en-US/us/
©2026 Specifications and dimensions subject to change without notice. Issued 10.07.2026

FLOS
Architectural

Fixture Type .....

Job Name .....

Infra-Structure Dimmable

Ceiling Suspended High-tech LED lighting system for interior architecture.

Spot 120 Power LED

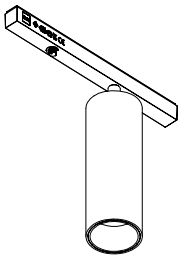

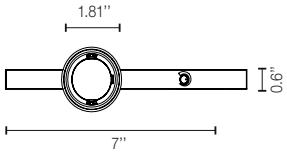

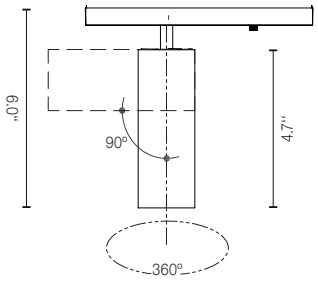

CCT	CRI	Initial Lumen	Delivered Lumen	Watts	Beam Spread	Part Number	Finish	Dimming Protocol	Photometric
3000	90	779	558	12	11°	03.8053	40A = White 14A = Black 05B = Polished Silver	.DA : DALI Dimming .1V : 0-10V Dimming	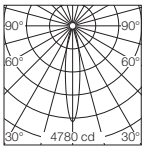 Luminous flux luminaire 687 lm E(lx) D(m) h(m) 17° 1 4780 0.31 2 1195 0.61 3 531 0.92 4 299 1.23 5 191 1.53
2700	90	724	539	12	11°	03.8052			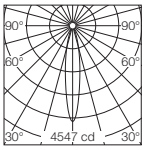 Luminous flux luminaire 654 lm E(lx) D(m) h(m) 17° 1 4547 0.31 2 1137 0.61 3 505 0.92 4 284 1.23 5 182 1.53
3000	90	779	505	12	17°	03.8055			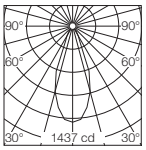 Luminous flux luminaire 629 lm E(lx) D(m) h(m) 40° 1 1437 0.73 2 359 1.45 3 160 2.18 4 90 2.91 5 57 3.64
2700	90	724	487	12	17°	03.8054			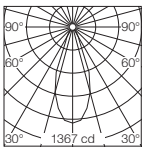 Luminous flux luminaire 599 lm E(lx) D(m) h(m) 40° 1 1367 0.73 2 342 1.45 3 152 2.18 4 85 2.91 5 55 3.64

FLOS. USA
36 East 31st Street
Suite 402
New York N.Y. 10016
(800) 841.4011

For more information contact your representative or go to professional.flos.com/en-US/us/
©2026 Specifications and dimensions subject to change without notice. Issued 10.07.2026

c UL us LISTED

FLOS
Architectural

Fixture Type .....

Job Name .....

Infra-Structure Dimmable

Ceiling Suspended High-tech LED lighting system for interior architecture.

How to specify

0	3	.	8	1	5	5	.	1	4	B	D	A
Part Number								Finish		Dimming Protocol or Variant		

Spot 120 LED Array

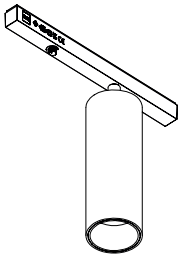

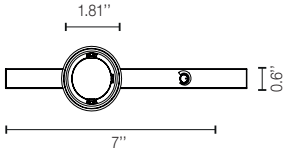

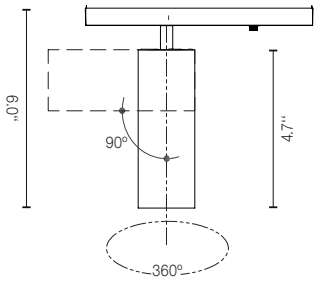

CCT	CRI	Initial Lumens	Delivered Lumens	Watts	Beam Spread	Part Number	Finish	Dimming Protocol	Photometric
3000	90	1138	687	12.5	17º	03.8155	40 = White 14 = Black 05 = Polished Silver	B = Dimmable on Board B1V = 0-10V, 10% Dimming BDA = DALI, 10% Dimming	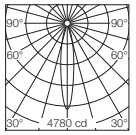 Luminous flux luminaire 687 lm E(lx) D(m) h(m) 17° 1 4780 0.31 2 1195 0.61 3 531 0.92 4 299 1.23 5 191 1.53
2700	90	1075	654	12.5	17º	03.8154			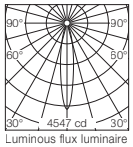 Luminous flux luminaire 654 lm E(lx) D(m) h(m) 17° 1 4547 0.31 2 1137 0.61 3 505 0.92 4 284 1.23 5 182 1.53
3000	90	1138	629	12.5	40º	03.8157			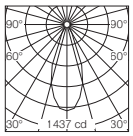 Luminous flux luminaire 629 lm E(lx) D(m) h(m) 40° 1 1437 0.73 2 359 1.45 3 160 2.18 4 90 2.91 5 57 3.64
2700	90	1075	599	12.5	40º	03.8156			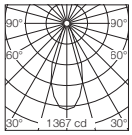 Luminous flux luminaire 599 lm E(lx) D(m) h(m) 40° 1 1367 0.73 2 342 1.45 3 152 2.18 4 85 2.91 5 55 3.64

FLOS. USA
36 East 31st Street
Suite 402
New York N.Y. 10016
(800) 841.4011

For more information contact your representative or go to professional.flos.com/en-US/us/
©2026 Specifications and dimensions subject to change without notice. Issued 10.07.2026

c UL us LISTED

FLOS
Architectural

Fixture Type .....

Job Name .....

Infra-Structure Dimmable

Ceiling Suspended High-tech LED lighting system for interior architecture.

Spot 150

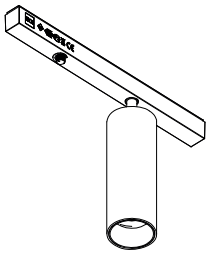

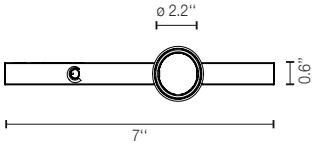

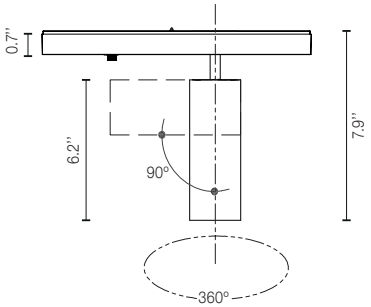

CCT	CRI	Initial Lumen	Delivered Lumen	Watts	Beam Spread	Part Number	Finish	Dimming Protocol	Photometric
3000	90	2115	1872	22.5	16º	03.8073	40A = White 14A = Black 05B = Polished Silver	.DA : DALI Dimming .1V : 0-10V Dimming	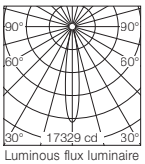 Luminous flux luminaire 1872 lm E(lx) D(m) h(m) 16° 1 17329 0.28 2 4332 0.56 3 1925 0.84 4 1083 1.12 5 693 1.40
2700	90	2000	1770	22.5	16º	03.8072			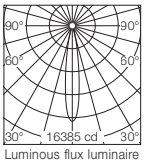 Luminous flux luminaire 1770 lm E(lx) D(m) h(m) 16° 1 16385 0.28 2 4096 0.56 3 1821 0.84 4 1024 1.12 5 655 1.40
3000	90	2115	1816	22.5	28º	03.8075	40A = White 14A = Black 05B = Polished Silver	.ADA : DALI Dimming .A1V : 0-10V Dimming	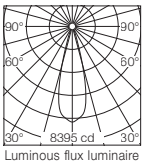 Luminous flux luminaire 1816 lm E(lx) D(m) h(m) 28° 1 8395 0.50 2 2099 1.00 3 933 1.50 4 525 2.00 5 336 2.50
2700	90	2000	1717	22.5	28º	03.8074			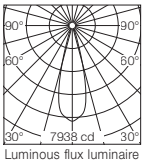 Luminous flux luminaire 1717 lm E(lx) D(m) h(m) 28° 1 7938 0.50 2 1984 1.00 3 882 1.50 4 496 2.00 5 318 2.50
3000	90	2115	1838	22.5	40º	03.8077	40A = White 14A = Black 05B = Polished Silver	.DA : DALI Dimming .1V : 0-10V Dimming	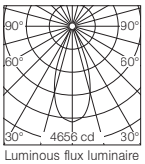 Luminous flux luminaire 1838 lm E(lx) D(m) h(m) 40° 1 4656 0.73 2 1164 1.46 3 517 2.18 4 291 2.91 5 186 3.64
2700	90	2000	1 738	22.5	40º	03.8076			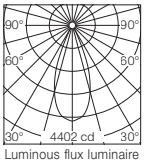 Luminous flux luminaire 1738 lm E(lx) D(m) h(m) 40° 1 4402 0.73 2 1101 1.46 3 489 2.18 4 275 2.91 5 176 3.64

FLOS. USA
36 East 31st Street
Suite 402
New York N.Y. 10016
(800) 841.4011

For more information contact your representative or go to professional.flos.com/en-US/us/
©2026 Specifications and dimensions subject to change without notice. Issued 10.07.2026

Infra-Structure Dimmable

Ceiling Suspended High-tech LED lighting system for interior architecture.

Optional Accessories Spot 150

Cross Baffle	Elliptical Lens	Flood Lens
08.8429.00	08.8431.00	08.8432.00

Honeycomb	Snoot shielding cone
08.8428.00	08.0526.00

FLOS. USA
36 East 31st Street
Suite 402
New York N.Y. 10016
(800) 841.4011

For more information contact your representative or go to professional.flos.com/en-US/us/
©2026 Specifications and dimensions subject to change without notice. Issued 10.07.2026

FLOS
Architectural

Fixture Type .....

Job Name .....

Infra-Structure Dimmable

Ceiling Suspended High-tech LED lighting system for interior architecture.

How to specify

0	5	.	9	0	0	5	.	1	4	A	D	A
Part Number								Finish		Dimming Protocol or Variant		

Light Shadow Spot 30

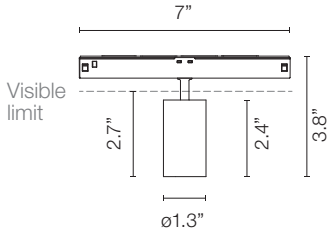

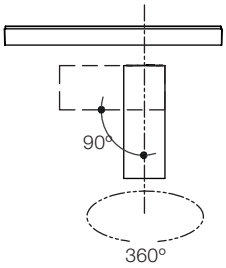

CCT	CRI	Initial Lumens	Delivered Lumens	Watts	Beam Spread	Part Number	Finish	Dimming Protocol
3000	90	318	270	4	11°	05.9005	40 = White 14 = Black ER = Brushed Steel ES = Brushed Bronze	A = Dimmable on Board A1V = 0-10V, 10% Dimming ACB = Dimmable Casambi ADA = DALI, 10% Dimming
2700	90	298	253	4	11°	05.9000		
3000	90	318	274	4	22°	05.9006	40 = White 14 = Black ER = Brushed Steel ES = Brushed Bronze	A = Dimmable on Board A1V = 0-10V, 10% Dimming ACB = Dimmable Casambi ADA = DALI, 10% Dimming
2700	90	298	257	4	22°	05.9001		
3000	90	318	263	4	29°	05.9007	40 = White 14 = Black ER = Brushed Steel ES = Brushed Bronze	A = Dimmable on Board A1V = 0-10V, 10% Dimming ACB = Dimmable Casambi ADA = DALI, 10% Dimming
2700	90	298	246	4	29°	05.9002		
3000	90	318	262	4	43°	05.9008	40 = White 14 = Black ER = Brushed Steel ES = Brushed Bronze	A = Dimmable on Board A1V = 0-10V, 10% Dimming ACB = Dimmable Casambi ADA = DALI, 10% Dimming
2700	90	298	246	4	43°	05.9003		

FLOS. USA
36 East 31st Street
Suite 402
New York N.Y. 10016
(800) 841.4011

For more information contact your representative or go to professional.flos.com/en-US/us/

©2026 Specifications and dimensions subject to change without notice. Issued 10.07.2026

c UL us LISTED

FLOS
Architectural

Fixture Type .....

Job Name .....

Infra-Structure Dimmable

Ceiling Suspended High-tech LED lighting system for interior architecture.

Photometric Light Shadow Spot 30

2700K

11° SPOT

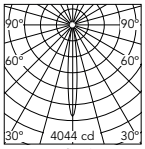

Luminous flux luminaire
253 lm

Beam Angle: 11°

h(m)	E(lx)	D(m)
1	4044	0.20
2	1011	0.40
3	449	0.60
4	253	0.80
5	162	1.00

22° MEDIUM

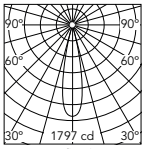

Luminous flux luminaire
257 lm

Beam Angle: 22°

h(m)	E(lx)	D(m)
1	1797	0.39
2	449	0.78
3	200	1.17
4	112	1.56
5	72	1.95

29° FLOOD

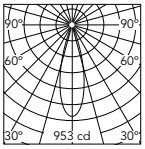

Luminous flux luminaire
246 lm

Beam Angle: 29°

h(m)	E(lx)	D(m)
1	953	0.52
2	238	1.04
3	106	1.57
4	60	2.09
5	38	2.61

43° WIDE FLOOD

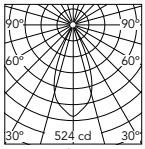

Luminous flux luminaire
246 lm

Beam Angle: 43°

h(m)	E(lx)	D(m)
1	524	0.80
2	131	1.59
3	58	2.39
4	33	3.19
5	21	3.99

3000K

11° SPOT

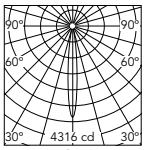

Luminous flux luminaire
270 lm

Beam Angle: 11°

h(m)	E(lx)	D(m)
1	4316	0.20
2	1079	0.40
3	480	0.60
4	270	0.80
5	173	1.00

22° MEDIUM

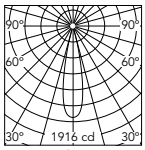

Luminous flux luminaire
274 lm

Beam Angle: 22°

h(m)	E(lx)	D(m)
1	1916	0.39
2	479	0.78
3	213	1.17
4	120	1.56
5	77	1.95

29° FLOOD

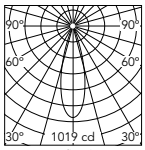

Luminous flux luminaire
263 lm

Beam Angle: 29°

h(m)	E(lx)	D(m)
1	1019	0.52
2	255	1.04
3	113	1.57
4	64	2.09
5	41	2.61

43° WIDE FLOOD

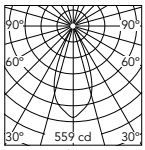

Luminous flux luminaire
262 lm

Beam Angle: 43°

h(m)	E(lx)	D(m)
1	559	0.80
2	140	1.59
3	62	2.39
4	35	3.19
5	22	3.99

Optional Accessories Light Shadow Spot 30

Honeycomb	Dicroic CCT Filter INCREASE 2700K >> 3125±75K 3000K >> 3600±75K	Dicroic CCT Filter DECREASE 2700K >> 2450±75K 3000K >> 2700±75K
Part Number: 08.0790.00	Part Number: 08.0791.00	Part Number: 08.0792.00

FLOS. USA
36 East 31st Street
Suite 402
New York N.Y. 10016
(800) 841.4011

For more information contact your representative or go to professional.flos.com/en-US/us/
©2026 Specifications and dimensions subject to change without notice. Issued 10.07.2026

FLOS
Architectural

Fixture Type .....
Job Name .....

Infra-Structure Dimmable

Ceiling Suspended High-tech LED lighting system for interior architecture.

How to specify

0	5	.	9	0	3	5	.	1	4	A	D	A
Part Number								Finish		Dimming Protocol or Variant		

Light Shadow Spot 45

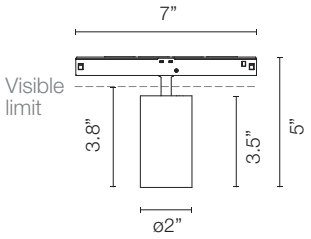

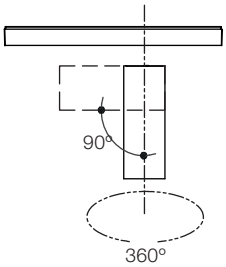

CCT	CRI	Initial Lumens	Delivered Lumens	Watts	Beam Spread	Part Number	Finish	Dimming Protocol
3000	90	844	686	10.5	15°	05.9035	40 = White 14 = Black ER = Brushed Steel ES = Brushed Bronze	A = Dimmable on Board A1V = 0-10V, 10% Dimming ACB = Dimmable Casambi ADA = DALI, 10% Dimming
2700	90	799	650	10.5	15°	05.9030		
3000	90	844	682	10.5	21°	05.9036	40 = White 14 = Black ER = Brushed Steel ES = Brushed Bronze	A = Dimmable on Board A1V = 0-10V, 10% Dimming ACB = Dimmable Casambi ADA = DALI, 10% Dimming
2700	90	799	645	10.5	21°	05.9031		
3000	90	844	682	10.5	31°	05.9037	40 = White 14 = Black ER = Brushed Steel ES = Brushed Bronze	A = Dimmable on Board A1V = 0-10V, 10% Dimming ACB = Dimmable Casambi ADA = DALI, 10% Dimming
2700	90	799	646	10.5	31°	05.9032		

FLOS. USA
36 East 31st Street
Suite 402
New York N.Y. 10016
(800) 841.4011

For more information contact your representative or go to professional.flos.com/en-US/us/
©2026 Specifications and dimensions subject to change without notice. Issued 10.07.2026

c UL us LISTED

FLOS
Architectural

Fixture Type .....

Job Name .....

Infra-Structure Dimmable

Ceiling Suspended High-tech LED lighting system for interior architecture.

Photometric Light Shadow Spot 45

Spot 15º

2700K

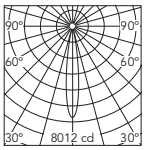

Luminous flux luminaire
650 lm

Beam Angle: 15°

h(m)	E(lx)	D(m)
1	8012	0.27
2	2003	0.54
3	890	0.80
4	501	1.07
5	320	1.34

3000K

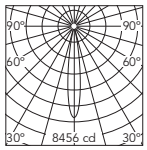

Luminous flux luminaire
686 lm

Beam Angle: 15°

h(m)	E(lx)	D(m)
1	8456	0.27
2	2114	0.54
3	940	0.80
4	528	1.07
5	338	1.34

Medium 21º

2700K

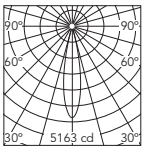

Luminous flux luminaire
645 lm

Beam Angle: 21°

h(m)	E(lx)	D(m)
1	5163	0.36
2	1291	0.73
3	574	1.09
4	323	1.46
5	207	1.82

3000K

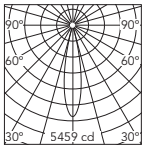

Luminous flux luminaire
682 lm

Beam Angle: 21°

h(m)	E(lx)	D(m)
1	5459	0.36
2	1365	0.73
3	607	1.09
4	341	1.46
5	218	1.82

Flood 31º

2700K

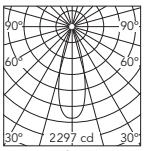

Luminous flux luminaire
646 lm

Beam Angle: 31°

h(m)	E(lx)	D(m)
1	2296	0.56
2	574	1.11
3	255	1.67
4	144	2.22
5	92	2.78

3000K

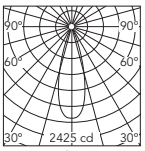

Luminous flux luminaire
682 lm

Beam Angle: 31°

h(m)	E(lx)	D(m)
1	2424	0.56
2	606	1.11
3	269	1.67
4	152	2.22
5	97	2.78

Optional Accessories Light Shadow Spot 45

Honeycomb

Part Number:

08.0793.00

Dicroic CCT Filter

INCREASE

2700K >> 3125±75K
3000K >> 3600±75K

Part Number:

08.0794.00

Dicroic CCT Filter

DECREASE

2700K >> 2450±75K
3000K >> 2700±75K

Part Number:

08.0795.00

FLOS. USA
36 East 31st Street
Suite 402
New York N.Y. 10016
(800) 841.4011

For more information contact your representative or go to professional.flos.com/en-US/us/
©2026 Specifications and dimensions subject to change without notice. Issued 10.07.2026

c UL us LISTED

FLOS
Architectural

Fixture Type .....

Job Name .....

Infra-Structure Dimmable

Ceiling Suspended High-tech LED lighting system for interior architecture.

How to specify

0	5	.	9	0	6	5	.	1	4	A	D	A
Part Number								Finish		Dimming Protocol or Variant		

Light Shadow Spot 60

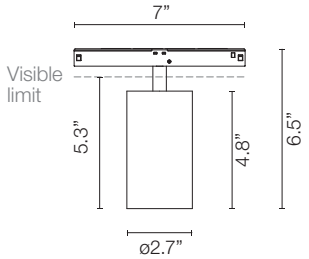

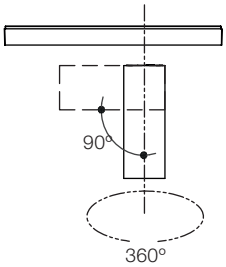

CCT	CRI	Initial Lumens	Delivered Lumens	Watts	Beam Spread	Part Number	Finish	Dimming Protocol
3000	90	844	808	10	9°	05.9065	40 = White 14 = Black ER = Brushed Steel ES = Brushed Bronze	A = Dimmable on Board A1V = 0-10V, 10% Dimming ACB = Dimmable Casambi ADA = DALI, 10% Dimming
2700	90	799	765	10	9°	05.9060		
3000	90	1751	1375	20	15°	05.9066	40 = White 14 = Black ER = Brushed Steel ES = Brushed Bronze	A = Dimmable on Board A1V = 0-10V, 10% Dimming ACB = Dimmable Casambi ADA = DALI, 10% Dimming
2700	90	1593	1251	20	15°	05.9061		
3000	90	1751	1427	20	26°	05.9067	40 = White 14 = Black ER = Brushed Steel ES = Brushed Bronze	A = Dimmable on Board A1V = 0-10V, 10% Dimming ACB = Dimmable Casambi ADA = DALI, 10% Dimming
2700	90	1593	1298	20	26°	05.9062		
3000	90	1751	1431	20	33°	05.9068	40 = White 14 = Black ER = Brushed Steel ES = Brushed Bronze	A = Dimmable on Board A1V = 0-10V, 10% Dimming ACB = Dimmable Casambi ADA = DALI, 10% Dimming
2700	90	1593	1304	20	33°	05.9063		
3000	90	1751	1390	20	43°	05.9069	40 = White 14 = Black ER = Brushed Steel ES = Brushed Bronze	A = Dimmable on Board A1V = 0-10V, 10% Dimming ACB = Dimmable Casambi ADA = DALI, 10% Dimming
2700	90	1593	1268	20	43°	05.9064		

FLOS. USA
36 East 31st Street
Suite 402
New York N.Y. 10016
(800) 841.4011

For more information contact your representative or go to professional.flos.com/en-US/us/
©2026 Specifications and dimensions subject to change without notice. Issued 10.07.2026

c UL us LISTED

FLOS
Architectural

Fixture Type .....

Job Name .....

Infra-Structure Dimmable

Ceiling Suspended High-tech LED lighting system for interior architecture.

Photometric Light Shadow Spot 60

Super Spot 9º

2700K

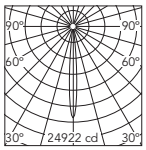

Luminous flux luminaire
765 lm

Beam Angle: 9°

h(m)	E(lx)	D(m)
1	24922	0.16
2	6230	0.32
3	2769	0.48
4	1558	0.64
5	997	0.80

3000K

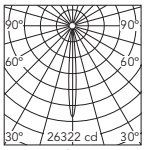

Luminous flux luminaire
808 lm

Beam Angle: 9°

h(m)	E(lx)	D(m)
1	26322	0.16
2	6581	0.32
3	2925	0.48
4	1645	0.64
5	1053	0.80

Spot 15º

2700K

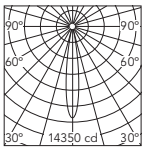

Luminous flux luminaire
1251 lm

Beam Angle: 15°

h(m)	E(lx)	D(m)
1	14350	0.27
2	3587	0.54
3	1594	0.81
4	897	1.09
5	574	1.36

3000K

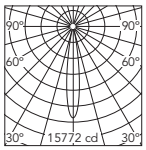

Luminous flux luminaire
1375 lm

Beam Angle: 15°

h(m)	E(lx)	D(m)
1	15772	0.27
2	3943	0.54
3	1752	0.81
4	986	1.09
5	631	1.36

Medium 26º

2700K

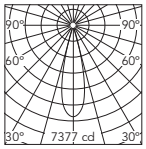

Luminous flux luminaire
1298 lm

Beam Angle: 26°

h(m)	E(lx)	D(m)
1	7377	0.45
2	1844	0.91
3	820	1.36
4	461	1.82
5	295	2.27

3000K

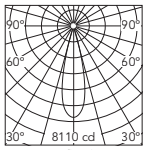

Luminous flux luminaire
1427 lm

Beam Angle: 26°

h(m)	E(lx)	D(m)
1	8110	0.45
2	2027	0.91
3	901	1.36
4	507	1.82
5	324	2.27

Flood 33º

2700K

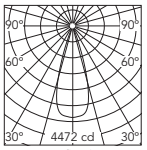

Luminous flux luminaire
1304 lm

Beam Angle: 33°

h(m)	E(lx)	D(m)
1	4472	0.60
2	1118	1.20
3	497	1.80
4	279	2.40
5	179	3.00

3000K

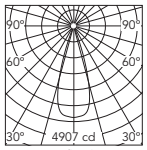

Luminous flux luminaire
1431 lm

Beam Angle: 33°

h(m)	E(lx)	D(m)
1	4907	0.60
2	1227	1.20
3	545	1.80
4	307	2.40
5	196	3.00

Wide Flood 43º

2700K

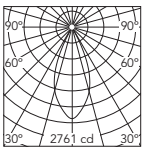

Luminous flux luminaire
1268 lm

Beam Angle: 43°

h(m)	E(lx)	D(m)
1	2761	0.79
2	690	1.59
3	307	2.38
4	173	3.17
5	110	3.97

3000K

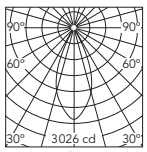

Luminous flux luminaire
1390 lm

Beam Angle: 43°

h(m)	E(lx)	D(m)
1	3026	0.79
2	757	1.59
3	336	2.38
4	189	3.17
5	121	3.97

FLOS. USA
36 East 31st Street
Suite 402
New York N.Y. 10016
(800) 841.4011

For more information contact your representative or go to professional.flos.com/en-US/us/
©2026 Specifications and dimensions subject to change without notice. Issued 10.07.2026

C UL US LISTED

FLOS
Architectural

Fixture Type .....
Job Name .....

Infra-Structure Dimmable

Ceiling Suspended High-tech LED lighting system for interior architecture.

Optional Accessories Light Shadow Spot 60

Honeycomb Super Spot

Part Number:

08.0175.14

Honeycomb Spot / Medium / Flood / Wide Flood

Part Number:

08.0176.14

INCREASE

Dicroic Super Spot — 2700K >> 3125±75K, 3000K >> 3600±75K

Part Number:

08.0796.00

INCREASE

Dicroic Spot / Medium / Flood / Wide Flood — 2700K >> 3125±75K, 3000K >> 3600±75K

Part Number:

08.0798.00

DECREASE

Dicroic Super Spot — 2700K >> 2450±75K, 3000K >> 2700±75K

Part Number:

08.0797.00

DECREASE

Dicroic Spot / Medium / Flood / Wide Flood — 2700K >> 2450±75K, 3000K >> 2700±75K

Part Number:

08.0799.00

FLOS. USA
36 East 31st Street
Suite 402
New York N.Y. 10016
(800) 841.4011

For more information contact your representative or go to professional.flos.com/en-US/us/
©2026 Specifications and dimensions subject to change without notice. Issued 10.07.2026

FLOS
Architectural

Fixture Type .....
Job Name .....

Infra-Structure Dimmable

Ceiling Suspended High-tech LED lighting system for interior architecture.

Suspension Panel 600

How to Specify ex. 03.4140.14.1V / ex. 03.4140.14.DA

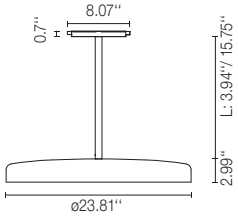

Rod Finish	Length	CCT	CRI	Initial Lumen	Delivered Lumen	Watts	Beam Spread*	Part Number	Finish Interior	Dimming Protocol
Black Rod 3.94" (100mm)	100	2700	90	3195	1486	40	114°	03.8140	14 = Black Exterior / Gold Interior	ADD : DALI Dimming A9V : 0-10V Dimming
Black Rod 15.75" (400mm)	400	2700	90	3195	1486	40	114°	03.8141		
White Rod 3.94" (100mm)	100	2700	90	3195	1529	40	113°	03.8140	40 = White Exterior / White Interior	
White Rod 15.75" (400mm)	400	2700	90	3195	1529	40	113°	03.8141		

Rod Finish	Length	CCT	CRI	Initial Lumen	Delivered Lumen	Watts	Beam Spread*	Part Number	Finish Interior	Dimming Protocol
Black Rod 3.94" (100mm)	100	3000	90	3381	1573	40	114°	03.8142	14 = Black Exterior / Gold Interior	ADD : DALI Dimming A9V : 0-10V Dimming
Black Rod 15.75" (400mm)	400	3000	90	3381	1573	40	114°	03.8143		
White Rod 3.94" (100mm)	100	3000	90	3381	1618	40	113°	03.8142	40 = White Exterior / White Interior	
White Rod 15.75" (400mm)	400	3000	90	3381	1618	40	113°	03.8143		

FLOS. USA
36 East 31st Street
Suite 402
New York N.Y. 10016
(800) 841.4011

For more information contact your representative or go to professional.flos.com/en-US/us/
©2026 Specifications and dimensions subject to change without notice. Issued 10.07.2026

C UL US LISTED

FLOS
Architectural

Fixture Type .....
Job Name .....

Infra-Structure Dimmable

Ceiling Suspended High-tech LED lighting system for interior architecture.

Suspension Glass Downlight 110

How to Specify ex. 03.8130.00.1V / ex. 03.8130.00.DA

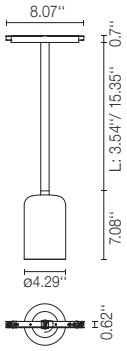

Rod Finish	Length	CCT	CRI	Initial Lumen	Delivered Lumen	Watts	Beam Spread*	Part Number	Finish	Dimming Protocol
Black Rod 3.94” (100mm)	100	2700	90	1296	From 292 lm Up to 746 lm	13,5	82° 47° 42°	03.8130	00 = Transparent Glass FU = Smoked Glass RC = Red Glass	.DA : DALI Dimming .1V : 0-10V Dimming
Black Rod 15.75” (400mm)	400	2700	90	1296	From 292 lm Up to 746 lm	13,5	82° 47° 42°	03.8131		
White Rod 3.94” (100mm)	100	2700	90	1296	From 292 lm Up to 746 lm	13,5	82° 47° 42°	03.8135		
White Rod 15.75” (400mm)	400	2700	90	1296	From 292 lm Up to 746 lm	13,5	82° 47° 42°	03.8136		

Rod Finish	Length	CCT	CRI	Initial Lumen	Delivered Lumen	Watts	Beam Spread*	Part Number	Finish	Dimming Protocol
Black Rod 3.94” (100mm)	100	3000	90	1371	From 292 lm Up to 746 lm	13,5	82° 47° 42°	03.8132	00 = Transparent Glass FU = Smoked Glass RC = Red Glass	.DA : DALI Dimming .1V : 0-10V Dimming
Black Rod 15.75” (400mm)	400	3000	90	1371	From 292 lm Up to 746 lm	13,5	82° 47° 42°	03.8133		
White Rod 3.94” (100mm)	100	3000	90	1371	From 292 lm Up to 746 lm	13,5	82° 47° 42°	03.8137		
White Rod 15.75” (400mm)	400	3000	90	1371	From 292 lm Up to 746 lm	13,5	82° 47° 42°	03.8138		

*The Beam Spread comes fixed by the finish of the Glass and can not be chosen as an option

FLOS. USA
36 East 31st Street
Suite 402
New York N.Y. 10016
(800) 841.4011

For more information contact your representative or go to professional.flos.com/en-US/us/
©2026 Specifications and dimensions subject to change without notice. Issued 10.07.2026

C UL US LISTED

FLOS
Architectural

Fixture Type .....

Job Name .....

Infra-Structure Dimmable

Ceiling Suspended High-tech LED lighting system for interior architecture.

Multi Spot Mini

How to Specify ex. 05.3550.14A / 05.3550.14ACB / 05.3550.14ADA / 05.3550.14A1V

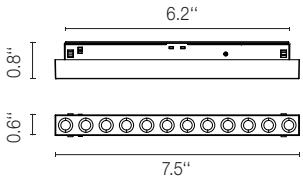

CCT	CRI	Initial Lumens	Delivered Lumens	Watts	Beam Spread	Part Number	Finish	Dimming Protocol
2700	90	636	408	7	15º Spot	05.3550	40 = White 14 = Black	A = Dimmable on Board A1V = 1-10V, 10% Dimming ACB = Dimmable Casambi ADA = DALI, 10% Dimming
			433		19º Medium	05.3552		
			401		31º Flood	05.3554		
3000	90	762	415	7	15º Spot	05.3551	40 = White 14 = Black	A = Dimmable on Board A1V = 1-10V, 10% Dimming ACB = Dimmable Casambi ADA = DALI, 10% Dimming
			440		19º Medium	05.3553		
			408		31º Flood	05.3555		

Photometric

Spot 15º

2700 K

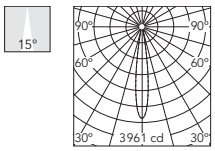

Luminous flux luminaire
408 lm

Beam Angle:	15°	
h(m)	E(lx)	D(m)
1	3961	0.26
2	990	0.53
3	440	0.79
4	248	1.05
5	158	1.32

3000 K

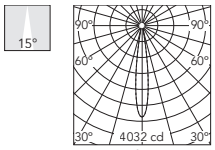

Luminous flux luminaire
415 lm

Beam Angle:	15°	
h(m)	E(lx)	D(m)
1	4032	0.26
2	1008	0.53
3	448	0.79
4	252	1.05
5	161	1.32

Medium 19º

2700 K

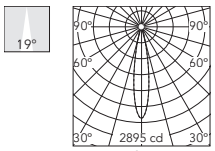

Luminous flux luminaire
433 lm

Beam Angle:	19°	
h(m)	E(lx)	D(m)
1	2895	0.33
2	724	0.66
3	322	0.99
4	181	1.32
5	116	1.65

3000 K

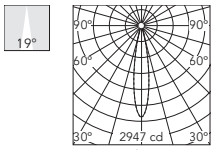

Luminous flux luminaire
440 lm

Beam Angle:	19°	
h(m)	E(lx)	D(m)
1	2947	0.33
2	737	0.66
3	327	0.99
4	184	1.32
5	118	1.65

Flood 31º

2700 K

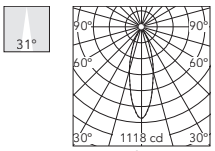

Luminous flux luminaire
401 lm

Beam Angle:	31°	
h(m)	E(lx)	D(m)
1	1118	0.55
2	279	1.09
3	124	1.64
4	70	2.18
5	45	2.73

3000 K

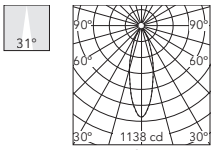

Luminous flux luminaire
408 lm

Beam Angle:	31°	
h(m)	E(lx)	D(m)
1	1138	0.55
2	284	1.09
3	126	1.64
4	71	2.18
5	46	2.73

FLOS. USA
36 East 31st Street
Suite 402
New York N.Y. 10016
(800) 841.4011

For more information contact your representative or go to professional.flos.com/en-US/us/
©2026 Specifications and dimensions subject to change without notice. Issued 10.07.2026

c UL us LISTED

FLOS
Architectural

Fixture Type .....

Job Name .....

Infra-Structure Dimmable

Ceiling Suspended High-tech LED lighting system for interior architecture.

How To Specify

A. Select and position Rods

1. Mechanical Rod Canopy ø1.97”.
2. Mechanical Rod Canopy ø5.59”.
3. Electrical Feed Rod Canopy ø1.97”.
4. Electrical Feed Rod Canopy ø5.59”.
5. Electrical DATA Rod Canopy ø5.59”.
6. Electrical DATA Rod Canopy ø5.59”.

B. Fill lengths between Rods with Straight Elements

41.53”, or 61.22’ sections can be specified. Track can be not cut into different lengths. Add the End Cap 11” profile at the begining and the end of a run.

C. Drivers

Quantity of drivers determined by total wattage of light elements in section (total maximum possible per linear foot is 30W). Maximum driver distance is 15’. Locate drivers nearby.

D. Select Light Elements

Linear Direct and Indirect tubes are available in three nominal lenghts: 35.43”, 47.24” and 59’. Individual Spots are Spot 50, Spot 90, Spot 120, Spot 150 and Anthony.The Infra-Structure system also has the exclusive decorative suspension glass and suspension pendant designed by Vincent Van Dyusen.



Visit FLOS Worldwide YouTube channel for installation videos

FLOS. USA
36 East 31st Street
Suite 402
New York N.Y. 10016
(800) 841.4011

For more information contact your representative or go to professional.flos.com/en-US/us/
©2026 Specifications and dimensions subject to change without notice. Issued 10.07.2026