

OUTDOOR LIGHTING 2022

FLOS
OUTDOOR



FLOS

OUTDOOR

Die Farbtemperatur 2200K ist für die meisten Produkte in diesem Katalog auf Anfrage erhältlich.
Bitte fragen Sie uns nach der Verfügbarkeit, falls Sie weitere Informationen für Ihr Beleuchtungsprojekt benötigen.

The 2200K color temperature is available upon request for most of the products featured in this catalogue.
Please consult us for availability in case you need more information for you lighting project.



Inground

Landlord

140



A - Round

334



A - Rise

344



Gobi

368



C - Me

390



Linear

Outgraze

414



Tau

464



Cielo

476



Spotlights

Landlord

140



Belvedere

196



Heavy Metal

294



Kirk

548



Spock

556



Aimer

568



Franco

602

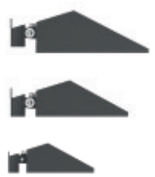

Perseo

624



Table / Floor

In Vitro Unplugged

46



Captain Flint

90



IC Lights

98

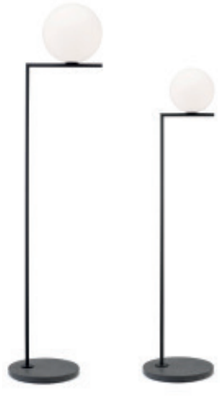

Caule

106



K - Tribe

132



Superarchimoon

132



Bollard

Pointbreak

16

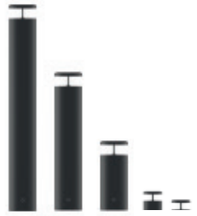

In Vitro

46

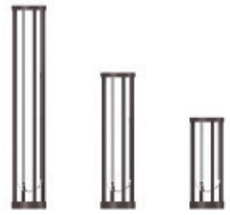

Mile

56



Caule

106



Landlord

140



Bellhop

158



Casting

170



Casting Concrete

170



Walkstick

182



Bollard

Klein Pro

208



Zeÿro

218



I - Ron

228



Talia

236

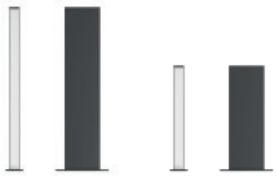

45

246



Aimer 2 Pole

568



Wall

Pointbreak

16



In Vitro

46



Mile

56



Captain Flint

90



IC Lights

98



Flauta

122



Bellhop

158



Belvedere

196



Camou° age

272

Climber

282



Heavy Metal

294



Marco

316



Wall

Platter

508



Emma Wall

520



Dooku

648



Graphic Light

Fenestra

326



Ceiling / Suspension

Pointbreak

16



In Vitro

46



Mile

56



IC Lights

98



Romeo

132



Leila

536



Platter

508



Emma Ceiling

520



Path

Mile

56



Wallstick

182



Real Matter

254



My Way

264



Gobi

368



Eclipse

488



Hyperion

498



Pole / Pole Top

Bellhop

158



Franco

602



Perseo

624



Dooku

648



Pointbreak

Designed by Piero Lissoni





Pointbreak Ballisage 2



Pointbreak Wall 1



Pointbreak Ceiling 2

Familie / Family

Pointbreak Bollard 1



Power Led
5,6W
274 lm - 2700K/CRI 80
285 lm - 3000K/CRI 80
307 lm - 4000K/CRI 80

Pointbreak Balisage 1



Power Led
5,6W
274 lm - 2700K/CRI 80
285 lm - 3000K/CRI 80
307 lm - 4000K/CRI 80

Pointbreak Bollard 2



Power Led
12,5W
600 lm - 2700K/CRI 80
624 lm - 3000K/CRI 80
672 lm - 4000K/CRI 80

Pointbreak Balisage 2



Power Led
12,5W
600 lm - 2700K/CRI 80
624 lm - 3000K/CRI 80
672 lm - 4000K/CRI 80

Ausführungen / Colours

01 White



06 Grey



12 Forest Green



18 Deep Brown



30 Black



33 Anthracite

Familie / Family

Pointbreak Wall 0



Power Led
2,2W
up to 101 lm - 2700K/CRI 80
up to 108 lm - 3000K/CRI 80
up to 112 lm - 4000K/CRI 80

Power Led
3,4W
up to 2x101 lm - 2700K/CRI 80
up to 2x108 lm - 3000K/CRI 80
up to 2x112 lm - 4000K/CRI 80

Pointbreak Wall 1



Power Led
6,5W
357 lm - 2700K/CRI 80
375 lm - 3000K/CRI 80
393 lm - 4000K/CRI 80

Power Led
12W
2x357 lm - 2700K/CRI 80
2x375 lm - 3000K/CRI 80
2x393 lm - 4000K/CRI 80

Pointbreak Wall 2



Power Led
17,5W
1316 lm - 2700K/CRI 80
1365 lm - 3000K/CRI 80
1414 lm - 4000K/CRI 80

Power Led
32W
2x1316 lm - 2700K/CRI 80
2x1365 lm - 3000K/CRI 80
2x1414 lm - 4000K/CRI 80

Pointbreak Ceiling 0

Power Led
2,2W
up to 101 lm - 2700K/CRI 80
up to 108 lm - 3000K/CRI 80
up to 112 lm - 4000K/CRI 80

Pointbreak Ceiling 1



Power Led
6,5W
357 lm - 2700K/CRI 80
375 lm - 3000K/CRI 80
393 lm - 4000K/CRI 80

Pointbreak Ceiling 2



Power Led
17,5W
1316 lm - 2700K/CRI 80
1365 lm - 3000K/CRI 80
1414 lm - 4000K/CRI 80

Beschreibung

Pointbreak Bollard
Kollektion von Außenpollern mit exklusivem Design und LED-Lichtquelle, die sich durch eine Hochleistungsoptik auszeichnet.
Die exklusive Squircle-Form ist in zwei Größen und drei Höhen erhältlich. Gehäusestruktur aus stranggepresstem Aluminium, Leuchtenkopf aus Aluminiumdruckguss, Diffusor aus transparentem Polycarbonat mit kratzfester Oberflächenbehandlung und UV-stabilisiert. Die im Kopf integrierte Optik ermöglicht einen asymmetrischen, radial nach unten gerichteten Lichtaustritt, der in Kombination mit dem absolut schwarz lackierten Aluminiumreflektor indirekte Reflexionen vermeidet, um die geltenden Gesetze zur Lichtverschmutzung einzuhalten.
Erhältlich in verschiedenen Ausführungen mit zweischichtiger Pulverbeschichtung und chemischer Oberflächenbehandlung zur Gewährleistung einer hohen Korrosionsbeständigkeit.
Die Bollard-Versionen können einfach auf jeder Art von Boden mit Dübeln installiert werden, indem man den hochfesten, korrosionsfreien Technopolymer-Sockel und das Befestigungselement verwendet, das eine präzise Einstellung ermöglicht, oder indem man die spezifische Zubehör-Ankerplatte verwendet, um den Sockel des Produkts vollständig in den Boden zu integrieren. Die Verankerungsbeschläge bestehen aus AISI 316L, bräunlich für dunkle Ausführungen.

Pointbreak Balisage
Kollektion von Teil-Einbauleuchten für den Außenbereich mit exklusivem Design und LED-Lichtquelle, gekennzeichnet durch eine Hochleistungsoptik.
Die exklusive Squircle-Form ist in zwei Größen und drei Höhen erhältlich. Gehäusestruktur aus stranggepresstem Aluminium, Leuchtenkopf aus Aluminiumdruckguss, Diffusor aus transparentem Polycarbonat mit kratzfester Oberflächenbehandlung und UV-stabilisiert. Die im Kopf integrierte Optik ermöglicht einen asymmetrischen, radial nach unten gerichteten Lichtaustritt, der in Kombination mit dem absolut schwarz lackierten Aluminiumreflektor indirekte Reflexionen vermeidet, um die geltenden Gesetze zur Lichtverschmutzung einzuhalten.
Erhältlich in verschiedenen Ausführungen mit zweischichtiger Pulverbeschichtung und chemischer Oberflächenbehandlung zur Gewährleistung einer hohen Korrosionsbeständigkeit.
Patentierte Anti-Korrosions-Behandlung (ACT) für das Bodeneinbauteil.
Die Balisage-Versionen werden einfach mit einer speziellen obligatorischen Schalung, die separat bestellt werden muss, im Boden installiert.

Pointbreak Wall
Kollektion von Außenwandleuchten mit exklusivem Design und LED-Lichtquelle, gekennzeichnet durch eine Hochleistungsoptik.
Die exklusive Squircle-Form ist in drei Größen erhältlich, mit unidirektionaler oder bidirektionaler Abstrahlung. Struktur aus Aluminiumdruckguss mit transparentem Abdeckglas. Die integrierte Optik, die sich im unteren Teil befindet, verwendet patentierte Linsen und ist durch eine absolut schwarze Abschirmung geschützt, um den Sehkomfort zu optimieren und gleichzeitig eine hohe Leistung zu gewährleisten.
Erhältlich in verschiedenen Ausführungen mit zweischichtiger Pulverbeschichtung und chemischer Konversions-Oberflächenbehandlung, um eine hohe Korrosionsbeständigkeit zu gewährleisten.
Die Montage erfolgt über einen hochfesten, korrosionsfreien PBT-Bügel (Polybutylenterephthalat). Doppelte Kabelverschraubung, die direkt am Leuchtenkörper installiert ist, um die ankommende und abgehende Verdrahtung zu ermöglichen.

Pointbreak Ceiling
Kollektion von Deckenleuchten für den Außenbereich mit exklusivem Design und LED-Lichtquelle, gekennzeichnet durch eine Hochleistungsoptik.
Die exklusive Squircle-Form ist in drei Größen erhältlich. Struktur aus Aluminiumguss mit transparentem Abdeckglas. Die integrierte Optik, die sich im unteren Teil befindet, verwendet patentierte Linsen und ist durch eine absolut schwarze Abschirmung geschützt, um den Sehkomfort zu optimieren und gleichzeitig eine hohe Leistung zu gewährleisten.
Erhältlich in verschiedenen Ausführungen mit zweischichtiger Pulverbeschichtung und chemischer Konversions-Oberflächenbehandlung, um eine hohe Korrosionsbeständigkeit zu gewährleisten.
Die Installation erfolgt über ein Spannelement, das eine präzise Einstellung ermöglicht. Doppelte Kabelverschraubung, die direkt am Leuchtenkörper installiert wird, um die ankommende und abgehende Verdrahtung zu ermöglichen.

Description

Pointbreak Bollard
Collection of outdoor bollards with an exclusive design and LED light source, characterized by high-performance optics.
The unique squircle shape is available in three sizes and three heights. The body structure comes in extruded aluminum, the head of the luminaire in cast aluminum, and the diffuser is made of transparent, UV-stabilized polycarbonate with scratch-resistant surface treatment. The optics integrated in the head allows an asymmetric, downward radial light emission that, combined with an aluminum reflector painted in absolute black, avoids indirect reflections in compliance with current light pollution laws.
Available in different finishes with a double layer of powder coating and chemical conversion surface treatment to ensure high resistance against corrosion.
Bollard versions may be easily installed on any flooring on the ground with anchors by using the high-resistance, corrosion-free technopolymer base and a fixing element, allowing a fine adjustment; or by using the specific accessory anchoring plate for a flawless integration of the base of the product with the ground. The anchoring hardware is made of AISI 316L burnished for dark finishes.

Pointbreak Balisage
Collection of partially-recessed outdoor luminaires with an exclusive design and LED light source, characterized by high-performance optics.
The unique squircle shape is available in two sizes and two heights. The body structure comes in extruded aluminum, the head of the luminaire in cast aluminum, and the diffuser is made of transparent, UV-stabilized polycarbonate with scratch-resistant surface treatment. The optics integrated in the head allows an asymmetric, downward radial light emission that, combined with an aluminum reflector painted in absolute black, avoids indirect reflections in compliance with current light pollution laws.
Available in different finishes with a double layer of powder coating and chemical conversion surface treatment to ensure high resistance against corrosion.
Patented anticorrosive treatment (ACT) for the part fitted into the ground.
Balisage versions are easily installed on the ground with a mandatory special box for installation, to be ordered separately.

Pointbreak Wall
Collection of outdoor wall luminaires with an exclusive design and LED light source, characterized by high-performance optics.
The unique squircle shape is available in three sizes, with uni- or bi-directional emission. Cast aluminum structure with transparent closing glass. The integrated optics, located at the bottom, uses patented lenses and is protected by an absolute black screening to optimize visual comfort while maintaining high performance.
Available in different finishes with a double layer of powder coating and chemical conversion surface treatment to ensure high resistance against corrosion.
The installation is made using a highly resistant and corrosion-free PBT (polybutylenterephtalate) bracket. Double cable gland installed directly in the body of the luminaire for inlet and outlet connection.

Pointbreak Ceiling
Collection of outdoor ceiling luminaires with an exclusive design and LED light source, characterized by high-performance optics.
The unique squircle shape is available in three sizes. Cast aluminum structure with transparent closing glass. The integrated optics, located at the bottom, uses patented lenses and is protected by an absolute black screening to optimize visual comfort while maintaining high performance.
Available in different finishes with a double layer of powder coating and chemical conversion surface treatment to ensure high resistance against corrosion.
Installation is made with a fixing component that allows a fine adjustment. Double cable gland installed directly in the body of the luminaire for inlet and outlet connection.

Pointbreak Bollard 1 - 300



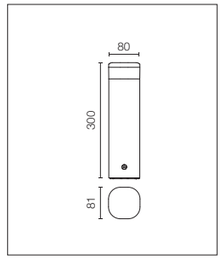

IP 65 · 1,5 Kg · IK 09 · LED INCL

Inklusive LED-Lichtquelle. Integrierte Spannungsversorgung 220-240 V ON/OFF und dimmbar 1-10 V oder DALI. Ausgestattet mit einem Stück Neopren-Ausgangskabel. IP68 Abzweigsystem muss separat bestellt werden. Die Leuchte kann mit Hilfe von Dübeln einfach auf jedem Bodentyp installiert werden. Die Ankerplatte für den Einbau in Betonpflaster muss separat bestellt werden.

LED light source included. Integrated 220-240V ON/OFF and 1-10V/DALI dimmable electrical power. Equipped with one piece of neoprene output cable. IP68 junction system to be ordered separately. The luminaire may be easily installed on any type of floor with anchors. The anchoring plate for installation on flooring to be concreted must be ordered separately.

Mid - Power Led: 5,6W - 576 lm ≠ FIXT 274 lm - 2700K/CRI>80 - 220-240V / 5,6W - 600 lm ≠ FIXT 285 lm - 3000K/CRI>80 - 220-240V / 5,6W - 625 lm ≠ FIXT 307 lm - 4000/CRI>80 - 220-240V

2700K
Non Dimmable
- ○ F023E2AA001
- ● F023E2AA006
- ● F023E2AA012
- ● F023E2AA018
- ● F023E2AA030
- ● F023E2AA033

1-10V
- ○ F023E2AB001
- ● F023E2AB006
- ● F023E2AB012
- ● F023E2AB018
- ● F023E2AB030
- ● F023E2AB033

Dali
- ○ F023E2AD001
- ● F023E2AD006
- ● F023E2AD012
- ● F023E2AD018
- ● F023E2AD030
- ● F023E2AD033

3000K
Non Dimmable
- ○ F023E3AA001
- ● F023E3AA006
- ● F023E3AA012
- ● F023E3AA018
- ● F023E3AA030
- ● F023E3AA033

1-10V
- ○ F023E3AB001
- ● F023E3AB006
- ● F023E3AB012
- ● F023E3AB018
- ● F023E3AB030
- ● F023E3AB033

Dali
- ○ F023E3AD001
- ● F023E3AD006
- ● F023E3AD012
- ● F023E3AD018
- ● F023E3AD030
- ● F023E3AD033

4000K
Non Dimmable
- ○ F023E4AA001
- ● F023E4AA006
- ● F023E4AA012
- ● F023E4AA018
- ● F023E4AA030
- ● F023E4AA033

1-10V
- ○ F023E4AB001
- ● F023E4AB006
- ● F023E4AB012
- ● F023E4AB018
- ● F023E4AB030
- ● F023E4AB033

Dali
- ○ F023E4AD001
- ● F023E4AD006
- ● F023E4AD012
- ● F023E4AD018
- ● F023E4AD030
- ● F023E4AD033

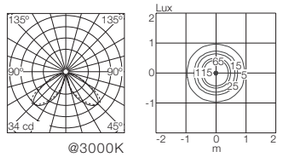

Pointbreak Bollard 1 - 600



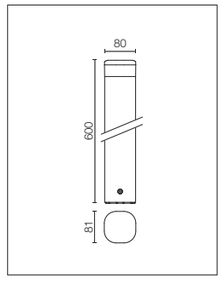

IP 65 · 2 Kg · IK 09 · LED INCL

Inklusive LED-Lichtquelle. Integrierte Spannungsversorgung 220-240 V ON/OFF und dimmbar 1-10 V oder DALI. Ausgestattet mit einem Stück Neopren-Ausgangskabel. IP68 Abzweigsystem muss separat bestellt werden. Die Leuchte kann mit Hilfe von Dübeln einfach auf jedem Bodentyp installiert werden. Die Ankerplatte für den Einbau in Betonpflaster muss separat bestellt werden.

LED light source included. Integrated 220-240V ON/OFF and 1-10V/DALI dimmable electrical power. Equipped with one piece of neoprene output cable. IP68 junction system to be ordered separately. The luminaire may be easily installed on any type of floor with anchors. The anchoring plate for installation on flooring to be concreted must be ordered separately.

Mid - Power Led: 5,6W - 576 lm ≠ FIXT 274 lm - 2700K/CRI>80 - 220-240V / 5,6W - 600 lm ≠ FIXT 285 lm - 3000K/CRI>80 - 220-240V / 5,6W - 625 lm ≠ FIXT 307 lm - 4000/CRI>80 - 220-240V

2700K
Non Dimmable
- ○ F023E2BA001
- ● F023E2BA006
- ● F023E2BA012
- ● F023E2BA018
- ● F023E2BA030
- ● F023E2BA033

1-10V
- ○ F023E2BB001
- ● F023E2BB006
- ● F023E2BB012
- ● F023E2BB018
- ● F023E2BB030
- ● F023E2BB033

Dali
- ○ F023E2BD001
- ● F023E2BD006
- ● F023E2BD012
- ● F023E2BD018
- ● F023E2BD030
- ● F023E2BD033

3000K
Non Dimmable
- ○ F023E3BA001
- ● F023E3BA006
- ● F023E3BA012
- ● F023E3BA018
- ● F023E3BA030
- ● F023E3BA033

1-10V
- ○ F023E3BB001
- ● F023E3BB006
- ● F023E3BB012
- ● F023E3BB018
- ● F023E3BB030
- ● F023E3BB033

Dali
- ○ F023E3BD001
- ● F023E3BD006
- ● F023E3BD012
- ● F023E3BD018
- ● F023E3BD030
- ● F023E3BD033

4000K
Non Dimmable
- ○ F023E4BA001
- ● F023E4BA006
- ● F023E4BA012
- ● F023E4BA018
- ● F023E4BA030
- ● F023E4BA033

1-10V
- ○ F023E4BB001
- ● F023E4BB006
- ● F023E4BB012
- ● F023E4BB018
- ● F023E4BB030
- ● F023E4BB033

Dali
- ○ F023E4BD001
- ● F023E4BD006
- ● F023E4BD012
- ● F023E4BD018
- ● F023E4BD030
- ● F023E4BD033

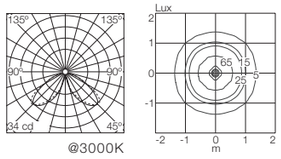

Pointbreak Bollard 1 - 900



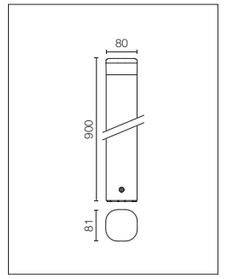

IP 65 · 2,5 Kg · IK 09 · LED INCL

Inklusive LED-Lichtquelle. Integrierte Spannungsversorgung 220-240 V ON/OFF und dimmbar 1-10 V oder DALI. Ausgestattet mit einem Stück Neopren-Ausgangskabel. IP68 Abzweigsystem muss separat bestellt werden. Die Leuchte kann mit Hilfe von Dübeln einfach auf jedem Bodentyp installiert werden. Die Ankerplatte für den Einbau in Betonpflaster muss separat bestellt werden.

LED light source included. Integrated 220-240V ON/OFF and 1-10V/DALI dimmable electrical power. Equipped with one piece of neoprene output cable. IP68 junction system to be ordered separately. The luminaire may be easily installed on any type of floor with anchors. The anchoring plate for installation on flooring to be concreted must be ordered separately.

Mid - Power Led: 5,6W - 576 lm ≠ FIXT 274 lm - 2700K/CRI>80 - 220-240V / 5,6W - 600 lm ≠ FIXT 285 lm - 3000K/CRI>80 - 220-240V / 5,6W - 625 lm ≠ FIXT 307 lm - 4000/CRI>80 - 220-240V

2700K
Non Dimmable
- ○ F023E2CA001
- ● F023E2CA006
- ● F023E2CA012
- ● F023E2CA018
- ● F023E2CA030
- ● F023E2CA033

1-10V
- ○ F023E2CB001
- ● F023E2CB006
- ● F023E2CB012
- ● F023E2CB018
- ● F023E2CB030
- ● F023E2CB033

Dali
- ○ F023E2CD001
- ● F023E2CD006
- ● F023E2CD012
- ● F023E2CD018
- ● F023E2CD030
- ● F023E2CD033

3000K
Non Dimmable
- ○ F023E3CA001
- ● F023E3CA006
- ● F023E3CA012
- ● F023E3CA018
- ● F023E3CA030
- ● F023E3CA033

1-10V
- ○ F023E3CB001
- ● F023E3CB006
- ● F023E3CB012
- ● F023E3CB018
- ● F023E3CB030
- ● F023E3CB033

Dali
- ○ F023E3CD001
- ● F023E3CD006
- ● F023E3CD012
- ● F023E3CD018
- ● F023E3CD030
- ● F023E3CD033

4000K
Non Dimmable
- ○ F023E4CA001
- ● F023E4CA006
- ● F023E4CA012
- ● F023E4CA018
- ● F023E4CA030
- ● F023E4CA033

1-10V
- ○
- ● F023E4CB006
- ● F023E4CB012
- ● F023E4CB018
- ● F023E4CB030
- ● F023E4CB033

Dali
- ○ F023E4CD001
- ● F023E4CD006
- ● F023E4CD012
- ● F023E4CD018
- ● F023E4CD030
- ● F023E4CD033

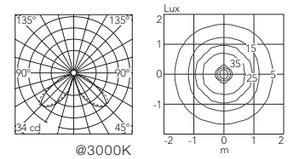

Pointbreak Mono Emission 180º

Pointbreak Bollard ist auch in einer Version mit einfacher Emission (180º) erhältlich, dank eines speziell geformten Verschlusses, der in die wasserdichte optische Einheit integriert ist.

Auf Wunsch kann der Lichtaustritt auf 90° oder 270° modifiziert werden.

Pointbreak Bollard is also available as a single-emission version (180º) thanks to a special shaped shutter integrated in the watertight optical unit.

On request, the beam can be modified to 90° or 270°.





* Vorläufige technische Daten und Fotometrien. / Preliminary technical specs and photometries.

Pointbreak: Zubehör / Accessories

Stiftschraubenplatte.	Base plate with bolt.	Pointbreak Bollard 1 F023Z050000	 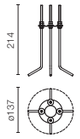
Überspannungsschutzgerät. 275 Vac. Maximaler Entladestrom 10KA (8 / 20us). Maximaler Betriebsstrom 5A. Geeignet für Reihenschaltung. IP66.	Surge protection device. 275Vac. Maximum discharge current 10KA (8/20us). Maximum operating current 5A. Suitable for series connection. IP66.	Pointbreak Bollard F990E00A000	 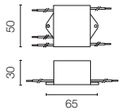

Pointbreak: Zubehör für nicht dimmbare Versionen / Accessories for non-dimmable versions

Verbindungssystem, IP68, 2-Wege-H2O-Antikondensat, 4-polig.	2 way terminal block 4 poles IP68 H2O Stop.	F990C00A000	 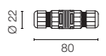
Verbindungssystem, IP68, 3/4-Wege-H2O-Antikondensat, 4-polig, (ø5,5÷12mm Kabel).	3/4 way terminal block 4 poles IP68 H2O Stop. (ø5,5÷12mm cable).	F990C010000	

Pointbreak: Zubehör für dimmbare Versionen / Accessories for dimmable versions

5-poliger Steckersatz mit fliegendem Stecker + EU-Stecker IP68.	Connector kit 5-pole flying socket + EU plug IP68.	F990C080000	
4-Wege-Abzweigdose 5-polig, IP68 (6-14 mm-Kabel).	4 way junction box 5 poles IP68 (6-14 mm cables).	F990C030000	

Pointbreak Bollard 2 - 300



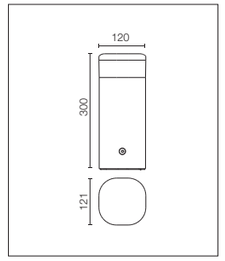

CE · IK 09 · IP 65 · 2,7 Kg · LED INCL

Inklusive LED-Lichtquelle. Integrierte Spannungsversorgung 220-240 V ON/OFF und dimmbar 1-10 V oder DALI. Ausgestattet mit einem Stück Neopren-Ausgangskabel. IP68 Abzweigsystem muss separat bestellt werden. Die Leuchte kann mit Hilfe von Dübeln einfach auf jedem Bodentyp installiert werden. Die Ankerplatte für den Einbau in Betonpflaster muss separat bestellt werden.

LED light source included. Integrated 220-240V ON/OFF and 1-10V/DALI dimmable electrical power. Equipped with one piece of neoprene output cable. IP68 junction system to be ordered separately. The luminaire may be easily installed on any type of floor with anchors. The anchoring plate for installation on flooring to be concreted must be ordered separately.

Mid - Power Led: 12,5W - 1374 lm ≠ FIXT 600 lm - 2700K/CRI>80 - 220-240V / 12,5W - 1429 lm ≠ FIXT 624 lm - 3000K/CRI>80 - 220-240V / 12,5W - 1538 lm ≠ FIXT 672 lm - 4000/CRI>80 - 220-240V

2700K
Non Dimmable
- F023F2AA001
- F023F2AA006
- F023F2AA012
- F023F2AA018
- F023F2AA030
- F023F2AA033

1-10V
- F023F2AB001
- F023F2AB006
- F023F2AB012
- F023F2AB018
- F023F2AB030
- F023F2AB033

Dali
- F023F2AD001
- F023F2AD006
- F023F2AD012
- F023F2AD018
- F023F2AD030
- F023F2AD033

3000K
Non Dimmable
- F023F3AA001
- F023F3AA006
- F023F3AA012
- F023F3AA018
- F023F3AA030
- F023F3AA033

1-10V
- F023F3AB001
- F023F3AB006
- F023F3AB012
- F023F3AB018
- F023F3AB030
- F023F3AB033

Dali
- F023F3AD001
- F023F3AD006
- F023F3AD012
- F023F3AD018
- F023F3AD030
- F023F3AD033

4000K
Non Dimmable
- F023F4AA001
- F023F4AA006
- F023F4AA012
- F023F4AA018
- F023F4AA030
- F023F4AA033

1-10V
- F023F4AB001
- F023F4AB006
- F023F4AB012
- F023F4AB018
- F023F4AB030
- F023F4AB033

Dali
- F023F4AD001
- F023F4AD006
- F023F4AD012
- F023F4AD018
- F023F4AD030
- F023F4AD033

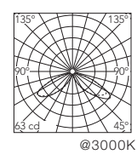

@3000K

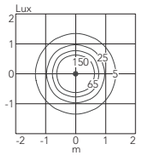

Pointbreak Bollard 2 - 600



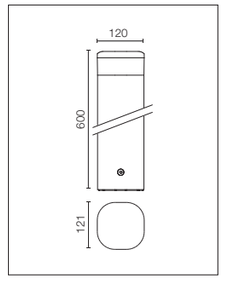

CE · IK 09 · IP 65 · 3,4 Kg · LED INCL

Inklusive LED-Lichtquelle. Integrierte Spannungsversorgung 220-240 V ON/OFF und dimmbar 1-10 V oder DALI. Ausgestattet mit einem Stück Neopren-Ausgangskabel. IP68 Abzweigsystem muss separat bestellt werden. Die Leuchte kann mit Hilfe von Dübeln einfach auf jedem Bodentyp installiert werden. Die Ankerplatte für den Einbau in Betonpflaster muss separat bestellt werden.

LED light source included. Integrated 220-240V ON/OFF and 1-10V/DALI dimmable electrical power. Equipped with one piece of neoprene output cable. IP68 junction system to be ordered separately. The luminaire may be easily installed on any type of floor with anchors. The anchoring plate for installation on flooring to be concreted must be ordered separately.

Mid - Power Led: 12,5W - 1374 lm ≠ FIXT 600 lm - 2700K/CRI>80 - 220-240V / 12,5W - 1429 lm ≠ FIXT 624 lm - 3000K/CRI>80 - 220-240V / 12,5W - 1538 lm ≠ FIXT 672 lm - 4000/CRI>80 - 220-240V

2700K
Non Dimmable
- F023F2BA001
- F023F2BA006
- F023F2BA012
- F023F2BA018
- F023F2BA030
- F023F2BA033

1-10V
- F023F2BB001
- F023F2BB006
- F023F2BB012
- F023F2BB018
- F023F2BB030
- F023F2BB033

Dali
- F023F2BD001
- F023F2BD006
- F023F2BD012
- F023F2BD018
- F023F2BD030
- F023F2BD033

3000K
Non Dimmable
- F023F3BA001
- F023F3BA006
- F023F3BA012
- F023F3BA018
- F023F3BA030
- F023F3BA033

1-10V
- F023F3BB001
- F023F3BB006
- F023F3BB012
- F023F3BB018
- F023F3BB030
- F023F3BB033

Dali
- F023F3BD001
- F023F3BD006
- F023F3BD012
- F023F3BD018
- F023F3BD030
- F023F3BD033

4000K
Non Dimmable
- F023F4BA001
- F023F4BA006
- F023F4BA012
- F023F4BA018
- F023F4BA030
- F023F4BA033

1-10V
- F023F4BB001
- F023F4BB006
- F023F4BB012
- F023F4BB018
- F023F4BB030
- F023F4BB033

Dali
- F023F4BD001
- F023F4BD006
- F023F4BD012
- F023F4BD018
- F023F4BD030
- F023F4BD033

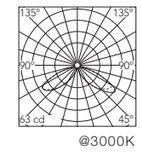

@3000K

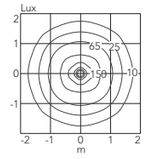

Pointbreak Bollard 2 - 900



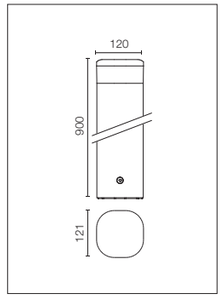

IP 65 · 4 Kg · IK 09 · LED INCL

Inklusive LED-Lichtquelle. Integrierte Spannungsversorgung 220-240 V ON/OFF und dimmbar 1-10 V oder DALI. Ausgestattet mit einem Stück Neopren-Ausgangskabel. IP68 Abzweigsystem muss separat bestellt werden. Die Leuchte kann mit Hilfe von Dübeln einfach auf jedem Bodentyp installiert werden. Die Ankerplatte für den Einbau in Betonpflaster muss separat bestellt werden.

LED light source included. Integrated 220-240V ON/OFF and 1-10V/DALI dimmable electrical power. Equipped with one piece of neoprene output cable. IP68 junction system to be ordered separately. The luminaire may be easily installed on any type of floor with anchors. The anchoring plate for installation on flooring to be concreted must be ordered separately.

Mid - Power Led: 12,5W - 1374 lm ≠ FIXT 600 lm - 2700K/CRI>80 - 220-240V / 12,5W - 1429 lm ≠ FIXT 624 lm - 3000K/CRI>80 - 220-240V / 12,5W - 1538 lm ≠ FIXT 672 lm - 4000/CRI>80 - 220-240V

2700K
Non Dimmable
- ○ F023F2CA001
- ● F023F2CA006
- ● F023F2CA012
- ● F023F2CA018
- ● F023F2CA030
- ● F023F2CA033

1-10V
- ○ F023F2CB001
- ● F023F2CB006
- ● F023F2CB012
- ● F023F2CB018
- ● F023F2CB030
- ● F023F2CB033

Dali
- ○ F023F2CD001
- ● F023F2CD006
- ● F023F2CD012
- ● F023F2CD018
- ● F023F2CD030
- ● F023F2CD033

3000K
Non Dimmable
- ○ F023F3CA001
- ● F023F3CA006
- ● F023F3CA012
- ● F023F3CA018
- ● F023F3CA030
- ● F023F3CA033

1-10V
- ○ F023F3CB001
- ● F023F3CB006
- ● F023F3CB012
- ● F023F3CB018
- ● F023F3CB030
- ● F023F3CB033

Dali
- ○ F023F3CD001
- ● F023F3CD006
- ● F023F3CD012
- ● F023F3CD018
- ● F023F3CD030
- ● F023F3CD033

4000K
Non Dimmable
- ○ F023F4CA001
- ● F023F4CA006
- ● F023F4CA012
- ● F023F4CA018
- ● F023F4CA030
- ● F023F4CA033

1-10V
- ○ F023F4CB001
- ● F023F4CB006
- ● F023F4CB012
- ● F023F4CB018
- ● F023F4CB030
- ● F023F4CB033

Dali
- ○ F023F4CD001
- ● F023F4CD006
- ● F023F4CD012
- ● F023F4CD018
- ● F023F4CD030
- ● F023F4CD033

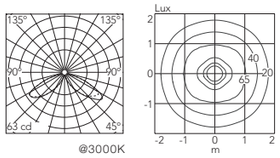

@3000K

Pointbreak Mono Emission 180°

Pointbreak Bollard ist auch in einer Version mit einfacher Emission (180°) erhältlich, dank eines speziell geformten Verschlusses, der in die wasserdichte optische Einheit integriert ist.

Auf Wunsch kann der Lichtaustritt auf 90° oder 270° modifiziert werden.

Pointbreak Bollard is also available as a single-emission version (180°) thanks to a special shaped shutter integrated in the watertight optical unit.

On request, the beam can be modified to 90° or 270°.





Pointbreak: Zubehör / Accessories

Stiftschraubenplatte.	Base plate with bolt.	Pointbreak Bollard 2 F023Z060000	 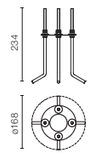
Überspannungsschutzgerät. 275 Vac. Maximaler Entladestrom 10KA (8 / 20us). Maximaler Betriebsstrom 5A. Geeignet für Reihenschaltung. IP66.	Surge protection device. 275Vac. Maximum discharge current 10KA (8/20us). Maximum operating current 5A. Suitable for series connection. IP66.	Pointbreak Bollard F990E00A000	 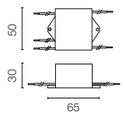

Pointbreak: Zubehör für nicht dimmbare Versionen / Accessories for non-dimmable versions

Verbindungssystem, IP68, 2-Wege-H2O-Antikondensat, 4-polig.	2 way terminal block 4 poles IP68 H2O Stop.	F990C00A000	 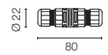
Verbindungssystem, IP68, 3/4-Wege-H2O-Antikondensat, 4-polig, (ø5,5÷12mm Kabel).	3/4 way terminal block 4 poles IP68 H2O Stop. (ø5,5÷12mm cable).	F990C010000	

Pointbreak: Zubehör für dimmbare Versionen / Accessories for dimmable versions

5-poliger Steckersatz mit fliegendem Stecker + EU-Stecker IP68.	Connector kit 5-pole flying socket + EU plug IP68.	F990C080000	
4-Wege-Abzweigdose 5-polig, IP68 (6-14 mm-Kabel).	4 way junction box 5 poles IP68 (6-14 mm cables).	F990C030000	

* Vorläufige technische Daten und Fotometrien. / Preliminary technical specs and photometries.

Pointbreak Balisage 1 - 40



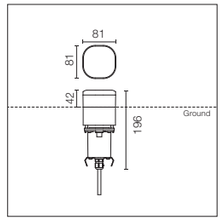

IP 65 · 1 Kg · LED INCL · IK 09

Inklusive LED-Lichtquelle. Integrierte Spannungsversorgung 220-240 V ON/OFF und dimmbar 1-10 V oder DALI. Ausgestattet mit einem Stück Neopren-Ausgangskabel. IP68 Abzweigsystem muss separat bestellt werden. Die Leuchte muss mit der obligatorischen Schalung installiert werden, die separat bestellt werden muss.

LED light source included. Integrated 220-240V ON/OFF and 1-10V/DALI dimmable electrical power. Equipped with one piece of neoprene output cable. IP68 junction system to be ordered separately. Luminaire must be installed with mandatory box for installation, ordered separately.

Mid - Power Led: 5,6W - 576 lm ≠ FIXT 274 lm - 2700K/CRI>80 - 220-240V / 5,6W - 600 lm ≠ FIXT 285 lm - 3000K/CRI>80 - 220-240V / 5,6W - 625 lm ≠ FIXT 307 lm - 4000/CRI>80 - 220-240V

2700K	3000K	4000K
Non Dimmable	Non Dimmable	Non Dimmable
○ F023B2AA001	○ F023B3AA001	○ F023B4AA001
● F023B2AA006	● F023B3AA006	● F023B4AA006
● F023B2AA012	● F023B3AA012	● F023B4AA012
● F023B2AA018	● F023B3AA018	● F023B4AA018
● F023B2AA030	● F023B3AA030	● F023B4AA030
● F023B2AA033	● F023B3AA033	● F023B4AA033
1-10V	1-10V	1-10V
○ F023B2AB001	○ F023B3AB001	○ F023B4AB001
● F023B2AB006	● F023B3AB006	● F023B4AB006
● F023B2AB012	● F023B3AB012	● F023B4AB012
● F023B2AB018	● F023B3AB018	● F023B4AB018
● F023B2AB030	● F023B3AB030	● F023B4AB030
● F023B2AB033	● F023B3AB033	● F023B4AB033
Dali	Dali	Dali
○ F023B2AD001	○ F023B3AD001	○ F023B4AD001
● F023B2AD006	● F023B3AD006	● F023B4AD006
● F023B2AD012	● F023B3AD012	● F023B4AD012
● F023B2AD018	● F023B3AD018	● F023B4AD018
● F023B2AD030	● F023B3AD030	● F023B4AD030
● F023B2AD033	● F023B3AD033	● F023B4AD033

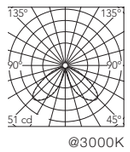

@3000K

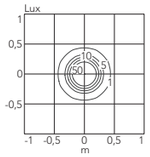

Einbaugehäuse für Bodenmontage / Box for ground installation.

F023Z020000



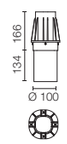

Pointbreak Balisage 1 - 80



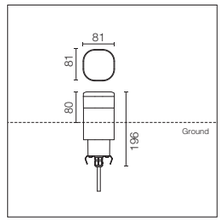

IP 65 · 1,1 Kg · LED INCL · IK 09

Inklusive LED-Lichtquelle. Integrierte Spannungsversorgung 220-240 V ON/OFF und dimmbar 1-10 V oder DALI. Ausgestattet mit einem Stück Neopren-Ausgangskabel. IP68 Abzweigsystem muss separat bestellt werden. Die Leuchte muss mit der obligatorischen Schalung installiert werden, die separat bestellt werden muss.

LED light source included. Integrated 220-240V ON/OFF and 1-10V/DALI dimmable electrical power. Equipped with one piece of neoprene output cable. IP68 junction system to be ordered separately. Luminaire must be installed with mandatory box for installation, ordered separately.

Mid - Power Led: 5,6W - 576 lm ≠ FIXT 274 lm - 2700K/CRI>80 - 220-240V / 5,6W - 600 lm ≠ FIXT 285 lm - 3000K/CRI>80 - 220-240V / 5,6W - 625 lm ≠ FIXT 307 lm - 4000/CRI>80 - 220-240V

2700K	3000K	4000K
Non Dimmable	Non Dimmable	Non Dimmable
○ F023B2BA001	○ F023B3BA001	○ F023B4BA001
● F023B2BA006	● F023B3BA006	● F023B4BA006
● F023B2BA012	● F023B3BA012	● F023B4BA012
● F023B2BA018	● F023B3BA018	● F023B4BA018
● F023B2BA030	● F023B3BA030	● F023B4BA030
● F023B2BA033	● F023B3BA033	● F023B4BA033
1-10V	1-10V	1-10V
○ F023B2BB001	○ F023B3BB001	○ F023B4BB001
● F023B2BB006	● F023B3BB006	● F023B4BB006
● F023B2BB012	● F023B3BB012	● F023B4BB012
● F023B2BB018	● F023B3BB018	● F023B4BB018
● F023B2BB030	● F023B3BB030	● F023B4BB030
● F023B2BB033	● F023B3BB033	● F023B4BB033
Dali	Dali	Dali
○ F023B2BD001	○ F023B3BD001	○ F023B4BD001
● F023B2BD006	● F023B3BD006	● F023B4BD006
● F023B2BD012	● F023B3BD012	● F023B4BD012
● F023B2BD018	● F023B3BD018	● F023B4BD018
● F023B2BD030	● F023B3BD030	● F023B4BD030
● F023B2BD033	● F023B3BD033	● F023B4BD033

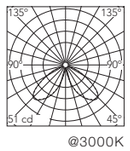

@3000K

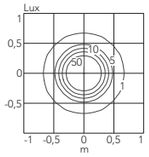

Einbaugehäuse für Bodenmontage / Box for ground installation.

F023Z020000



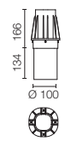

* Vorläufige technische Daten und Fotometrien. / Preliminary technical specs and photometries.

Pointbreak Balisage 2 - 60



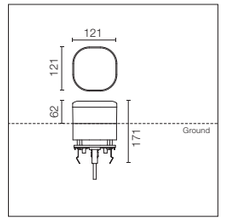

IP 65 · 1,6 Kg · LED INCL · IK 09

Inklusive LED-Lichtquelle. Integrierte Spannungsversorgung 220-240 V ON/OFF und dimmbar 1-10 V oder DALI. Ausgestattet mit einem Stück Neopren-Ausgangskabel. IP68 Abzweigsystem muss separat bestellt werden. Die Leuchte muss mit der obligatorischen Schalung installiert werden, die separat bestellt werden muss.

LED light source included. Integrated 220-240V ON/OFF and 1-10V/DALI dimmable electrical power. Equipped with one piece of neoprene output cable. IP68 junction system to be ordered separately. Luminaire must be installed with mandatory box for installation, ordered separately.

Mid - Power Led: 12,5W - 1374 lm ≠ FIXT 600 lm - 2700K/CRI>80 - 220-240V / 12,5W - 1429 lm ≠ FIXT 624 lm - 3000K/CRI>80 - 220-240V / 12,5W - 1538 lm ≠ FIXT 672 lm - 4000/CRI>80 - 220-240V

2700K	3000K	4000K
Non Dimmable	Non Dimmable	Non Dimmable
○ F023C2CA001	○ F023C3CA001	○ F023C4CA001
● F023C2CA006	● F023C3CA006	● F023C4CA006
● F023C2CA012	● F023C3CA012	● F023C4CA012
● F023C2CA018	● F023C3CA018	● F023C4CA018
● F023C2CA030	● F023C3CA030	● F023C4CA030
● F023C2CA033	● F023C3CA033	● F023C4CA033
1-10V	1-10V	1-10V
○ F023C2CB001	○ F023C3CB001	○ F023C4CB001
● F023C2CB006	● F023C3CB006	● F023C4CB006
● F023C2CB012	● F023C3CB012	● F023C4CB012
● F023C2CB018	● F023C3CB018	● F023C4CB018
● F023C2CB030	● F023C3CB030	● F023C4CB030
● F023C2CB033	● F023C3CB033	● F023C4CB033
Dali	Dali	Dali
○ F023C2CD001	○ F023C3CD001	○ F023C4CD001
● F023C2CD006	● F023C3CD006	● F023C4CD006
● F023C2CD012	● F023C3CD012	● F023C4CD012
● F023C2CD018	● F023C3CD018	● F023C4CD018
● F023C2CD030	● F023C3CD030	● F023C4CD030
● F023C2CD033	● F023C3CD033	● F023C4CD033

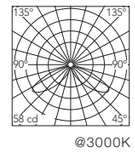

@3000K

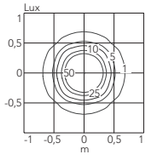

Einbaugehäuse für Bodenmontage / Box for ground installation.

F023Z030000





Pointbreak Balisage 2 - 105



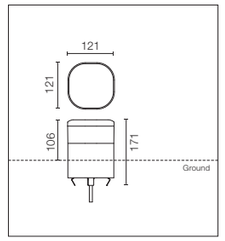

IP 65 · 1,7 Kg · LED INCL · IK 09

Inklusive LED-Lichtquelle. Integrierte Spannungsversorgung 220-240 V ON/OFF und dimmbar 1-10 V oder DALI. Ausgestattet mit einem Stück Neopren-Ausgangskabel. IP68 Abzweigsystem muss separat bestellt werden. Die Leuchte muss mit der obligatorischen Schalung installiert werden, die separat bestellt werden muss.

LED light source included. Integrated 220-240V ON/OFF and 1-10V/DALI dimmable electrical power. Equipped with one piece of neoprene output cable. IP68 junction system to be ordered separately. Luminaire must be installed with mandatory box for installation, ordered separately.

Mid - Power Led: 12,5W - 1374 lm ≠ FIXT 600 lm - 2700K/CRI>80 - 220-240V / 12,5W - 1429 lm ≠ FIXT 624 lm - 3000K/CRI>80 - 220-240V / 12,5W - 1538 lm ≠ FIXT 672 lm - 4000/CRI>80 - 220-240V

2700K	3000K	4000K
Non Dimmable	Non Dimmable	Non Dimmable
○ F023C2DA001	○ F023C3DA001	○ F023C4DA001
● F023C2DA006	● F023C3DA006	● F023C4DA006
● F023C2DA012	● F023C3DA012	● F023C4DA012
● F023C2DA018	● F023C3DA018	● F023C4DA018
● F023C2DA030	● F023C3DA030	● F023C4DA030
● F023C2DA033	● F023C3DA033	● F023C4DA033
1-10V	1-10V	1-10V
○ F023C2DB001	○ F023C3DB001	○ F023C4DB001
● F023C2DB006	● F023C3DB006	● F023C4DB006
● F023C2DB012	● F023C3DB012	● F023C4DB012
● F023C2DB018	● F023C3DB018	● F023C4DB018
● F023C2DB030	● F023C3DB030	● F023C4DB030
● F023C2DB033	● F023C3DB033	● F023C4DB033
Dali	Dali	Dali
○ F023C2DD001	○ F023C3DD001	○ F023C4DD001
● F023C2DD006	● F023C3DD006	● F023C4DD006
● F023C2DD012	● F023C3DD012	● F023C4DD012
● F023C2DD018	● F023C3DD018	● F023C4DD018
● F023C2DD030	● F023C3DD030	● F023C4DD030
● F023C2DD033	● F023C3DD033	● F023C4DD033

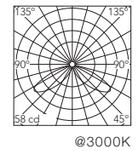

@3000K

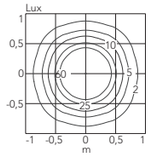

Einbaugehäuse für Bodenmontage / Box for ground installation.

F023Z040000



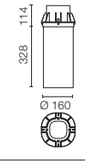

* Vorläufige technische Daten und Fotometrien. / Preliminary technical specs and photometries.

Pointbreak Wall 0 Up



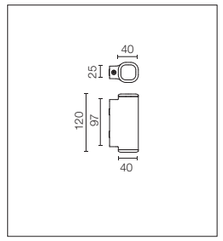

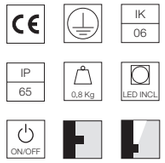

Inklusive LED-Lichtquelle. Integrierte 220-240 V ON/ OFF-Stromversorgung. Ausgestattet mit IP65 Gummitülle und 2-poligen Schnellanschlussklemmen.

LED light source included. Integrated 220-240V ON/OFF electrical power. Equipped with IP65 rubber grommet and 2-pole quick-connect terminals.

Power Led: 2,2W - 139 lm ≠ *FIXT 101 lm - 2700K/CRI>80 - 220-240V / 2,2W - 149 lm ≠ *FIXT 108 lm - 3000K/CRI>80 - 220-240V / 2,2W - 154 lm ≠ *FIXT 112 lm - 4000/CRI>80 - 220-240V
*FIXT lm = Spot Optic

Optic Spot

2700K Non Dimmable	3000K Non Dimmable	4000K Non Dimmable
○ F023G2EA001	○ F023G3EA001	○ F023G4EA001
● F023G2EA006	● F023G3EA006	● F023G4EA006
● F023G2EA012	● F023G3EA012	● F023G4EA012
● F023G2EA018	● F023G3EA018	● F023G4EA018
● F023G2EA030	● F023G3EA030	● F023G4EA030
● F023G2EA033	● F023G3EA033	● F023G4EA033

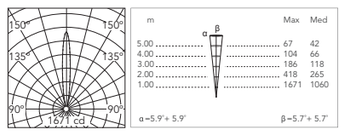

@3000K

Optic Medium

2700K Non Dimmable	3000K Non Dimmable	4000K Non Dimmable
○ F023G2FA001	○ F023G3FA001	○ F023G4FA001
● F023G2FA006	● F023G3FA006	● F023G4FA006
● F023G2FA012	● F023G3FA012	● F023G4FA012
● F023G2FA018	● F023G3FA018	● F023G4FA018
● F023G2FA030	● F023G3FA030	● F023G4FA030
● F023G2FA033	● F023G3FA033	● F023G4FA033

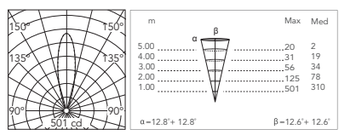

@3000K

Optic Flood

2700K Non Dimmable	3000K Non Dimmable	4000K Non Dimmable
○ F023G2GA001	○ F023G3GA001	○ F023G4GA001
● F023G2GA006	● F023G3GA006	● F023G4GA006
● F023G2GA012	● F023G3GA012	● F023G4GA012
● F023G2GA018	● F023G3GA018	● F023G4GA018
● F023G2GA030	● F023G3GA030	● F023G4GA030
● F023G2GA033	● F023G3GA033	● F023G4GA033

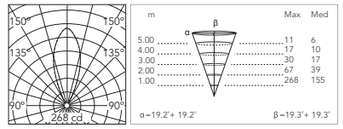

@3000K

Pointbreak Wall 0 Down



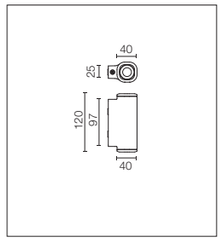

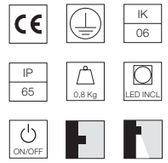

Inklusive LED-Lichtquelle. Integrierte 220-240 V ON/ OFF-Stromversorgung. Ausgestattet mit IP65 Gummitülle und 2-poligen Schnellanschlussklemmen.

LED light source included. Integrated 220-240V ON/OFF electrical power. Equipped with IP65 rubber grommet and 2-pole quick-connect terminals.

Power Led: 2,2W - 139 lm ≠ *FIXT 101 lm - 2700K/CRI>80 - 220-240V / 2,2W - 149 lm ≠ *FIXT 108 lm - 3000K/CRI>80 - 220-240V / 2,2W - 154 lm ≠ *FIXT 112 lm - 4000/CRI>80 - 220-240V
*FIXT lm = Spot Optic

Optic Spot

2700K Non Dimmable	3000K Non Dimmable	4000K Non Dimmable
○ F023G2JA001	○ F023G3JA001	○ F023G4JA001
● F023G2JA006	● F023G3JA006	● F023G4JA006
● F023G2JA012	● F023G3JA012	● F023G4JA012
● F023G2JA018	● F023G3JA018	● F023G4JA018
● F023G2JA030	● F023G3JA030	● F023G4JA030
● F023G2JA033	● F023G3JA033	● F023G4JA033

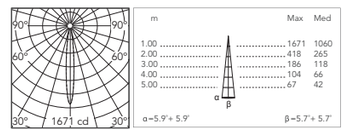

@3000K

Optic Medium

2700K Non Dimmable	3000K Non Dimmable	4000K Non Dimmable
○ F023G2KA001	○ F023G3KA001	○ F023G4KA001
● F023G2KA006	● F023G3KA006	● F023G4KA006
● F023G2KA012	● F023G3KA012	● F023G4KA012
● F023G2KA018	● F023G3KA018	● F023G4KA018
● F023G2KA030	● F023G3KA030	● F023G4KA030
● F023G2KA033	● F023G3KA033	● F023G4KA033

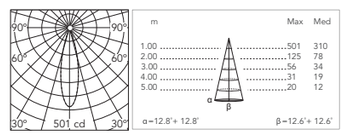

@3000K

Optic Flood

2700K Non Dimmable	3000K Non Dimmable	4000K Non Dimmable
○ F023G2LA001	○ F023G3LA001	○ F023G4LA001
● F023G2LA006	● F023G3LA006	● F023G4LA006
● F023G2LA012	● F023G3LA012	● F023G4LA012
● F023G2LA018	● F023G3LA018	● F023G4LA018
● F023G2LA030	● F023G3LA030	● F023G4LA030
● F023G2LA033	● F023G3LA033	● F023G4LA033

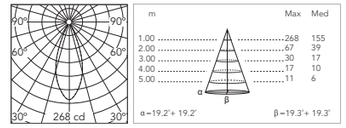

@3000K

Pointbreak Wall 0 Up&Down



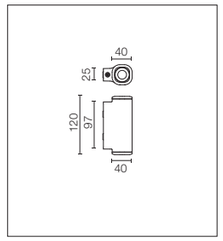

IP 65 · 0,8 Kg · LED INCL · IK 06 · ON/OFF

Inklusive LED-Lichtquelle. Integrierte 220-240 V ON/ OFF-Stromversorgung. Ausgestattet mit IP65 Gummitülle und 2-poligen Schnellanschlussklemmen.

LED light source included. Integrated 220-240V ON/OFF electrical power. Equipped with IP65 rubber grommet and 2-pole quick-connect terminals.

Power Led: 3,4W - 2x139 lm ≠ *FIXT 2x101 lm - 2700K/CRI>80 - 220-240V / 3,4W - 2x149 lm ≠ *FIXT 2x108 lm - 3000K/CRI>80 - 220-240V / 3,4W - 2x154 lm ≠ *FIXT 2x112 lm - 4000/CRI>80 - 220-240V
*FIXT lm = Spot Optic

Optic Spot

2700K	3000K	4000K
Non Dimmable	Non Dimmable	Non Dimmable
○ F023G25A001	○ F023G35A001	○ F023G45A001
● F023G25A006	● F023G35A006	● F023G45A006
● F023G25A012	● F023G35A012	● F023G45A012
● F023G25A018	● F023G35A018	● F023G45A018
● F023G25A030	● F023G35A030	● F023G45A030
● F023G25A033	● F023G35A033	● F023G45A033

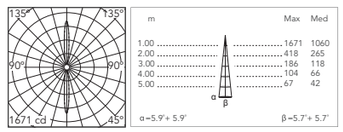

@3000K

Optic Medium

2700K	3000K	4000K
Non Dimmable	Non Dimmable	Non Dimmable
○ F023G26A001	○ F023G36A001	○ F023G46A001
● F023G26A006	● F023G36A006	● F023G46A006
● F023G26A012	● F023G36A012	● F023G46A012
● F023G26A018	● F023G36A018	● F023G46A018
● F023G26A030	● F023G36A030	● F023G46A030
● F023G26A033	● F023G36A033	● F023G46A033

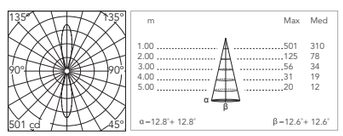

@3000K

Optic Flood

2700K	3000K	4000K
Non Dimmable	Non Dimmable	Non Dimmable
○ F023G27A001	○ F023G37A001	○ F023G47A001
● F023G27A006	● F023G37A006	● F023G47A006
● F023G27A012	● F023G37A012	● F023G47A012
● F023G27A018	● F023G37A018	● F023G47A018
● F023G27A030	● F023G37A030	● F023G47A030
● F023G27A033	● F023G37A033	● F023G47A033

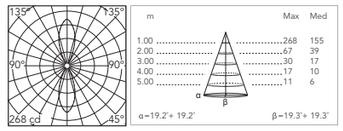

@3000K

* Vorläufige technische Daten. / Preliminary technical specs.

Pointbreak Wall 1 Down



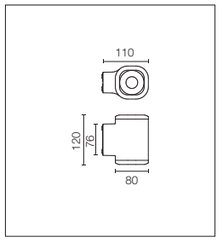

IP 65 · 0,8 Kg · LED INCL · IK 06 · ON/OFF

Inklusive LED-Lichtquelle. Integrierte 220-240 V ON/ OFF-Stromversorgung. Ausgestattet mit doppelten Kabelverschraubungen für Eingangs- und Ausgangsanschluss. Aufwärts gerichtete Monoemissions-Version auf Anfrage erhältlich.

LED light source included. Integrated 220-240V ON/OFF electrical power. Equipped with double cable gland for inlet and outlet connection. Upwards, single emission version, available upon request.

Optic Spot

Power Led: 6,5W - 543 lm ≠ FIXT 357 lm - 2700K/CRI>80 - 220-240V / 6,5W - 570 lm ≠ FIXT 375 lm - 3000K/CRI>80 - 220-240V / 6,5W - 597 lm ≠ FIXT 393 lm - 4000/CRI>80 - 220-240V

2700K	3000K	4000K
Non Dimmable	Non Dimmable	Non Dimmable
○ F023H21A001	○ F023H31A001	○ F023H41A001
● F023H21A006	● F023H31A006	● F023H41A006
● F023H21A012	● F023H31A012	● F023H41A012
● F023H21A018	● F023H31A018	● F023H41A018
● F023H21A030	● F023H31A030	● F023H41A030
● F023H21A033	● F023H31A033	● F023H41A033

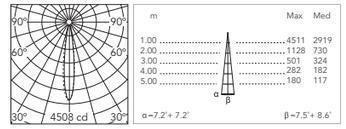

@3000K

Optic Medium

Power LED: 6,5W - 543 lm ≠ FIXT 372 lm - 2700K/CRI>80 - 220-240V / 6,5W - 570 lm ≠ FIXT 391 lm - 3000K/CRI>80 - 220-240V / 6,5W - 597 lm ≠ FIXT 410 lm - 4000/CRI>80 - 220-240V

2700K	3000K	4000K
Non Dimmable	Non Dimmable	Non Dimmable
○ F023H22A001	○ F023H32A001	○ F023H42A001
● F023H22A006	● F023H32A006	● F023H42A006
● F023H22A012	● F023H32A012	● F023H42A012
● F023H22A018	● F023H32A018	● F023H42A018
● F023H22A030	● F023H32A030	● F023H42A030
● F023H22A033	● F023H32A033	● F023H42A033

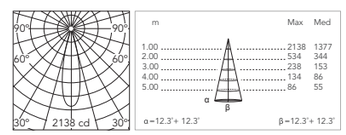

@3000K

Optic Flood

Power LED: 6,5W - 543 lm ≠ FIXT 364 lm - 2700K/CRI>80 - 220-240V / 6,5W - 570 lm ≠ FIXT 382 lm - 3000K/CRI>80 - 220-240V / 6,5W - 597 lm ≠ FIXT 400 lm - 4000/CRI>80 - 220-240V

2700K	3000K	4000K
Non Dimmable	Non Dimmable	Non Dimmable
○ F023H23A001	○ F023H33A001	○ F023H43A001
● F023H23A006	● F023H33A006	● F023H43A006
● F023H23A012	● F023H33A012	● F023H43A012
● F023H23A018	● F023H33A018	● F023H43A018
● F023H23A030	● F023H33A030	● F023H43A030
● F023H23A033	● F023H33A033	● F023H43A033

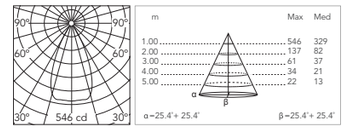

@3000K

* Vorläufige technische Daten. / Preliminary technical specs.

Pointbreak Wall 1 Up&Down



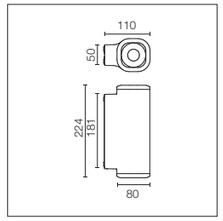

IP 65 · 1,3 Kg · IK 06 · LED INCL · ON/OFF · 1-10V · DALI

Inklusive LED-Lichtquelle. Integrierte Spannungsversorgung 220-240 V ON/OFF und dimmbar 1-10 V oder DALI.
Ausgestattet mit doppelten Kabeldurchführungen für den Eingangs- und Ausgangsanschluss.
Version Monoemission nach oben oder Monoemission nach unten auf Anfrage.

LED light source included. Integrated 220-240V ON/OFF and 1-10V/DALI dimmable electrical power.
Equipped with double cable gland for inlet and outlet connection.
Upon request: Single upwards emission or single downwards emission.

Optic Spot

Power Led: 12W - 2x543 lm ≠ FIXT 2x357 lm - 2700K/CRI>80 - 220-240V / 12W - 2x570 lm ≠ FIXT 2x375 lm - 3000K/CRI>80 - 220-240V / 12W - 2x597 lm ≠ FIXT 2x393 lm - 4000/CRI>80 - 220-240V

2700K
Non Dimmable
- ○ F023H25A001
- ● F023H25A006
- ● F023H25A012
- ● F023H25A018
- ● F023H25A030
- ● F023H25A033

1-10V
- ○ F023H25B001
- ● F023H25B006
- ● F023H25B012
- ● F023H25B018
- ● F023H25B030
- ● F023H25B033

Dali
- ○ F023H25D001
- ● F023H25D006
- ● F023H25D012
- ● F023H25D018
- ● F023H25D030
- ● F023H25D033

3000K
Non Dimmable
- ○ F023H35A001
- ● F023H35A006
- ● F023H35A012
- ● F023H35A018
- ● F023H35A030
- ● F023H35A033

1-10V
- ○ F023H35B001
- ● F023H35B006
- ● F023H35B012
- ● F023H35B018
- ● F023H35B030
- ● F023H35B033

Dali
- ○ F023H35D001
- ● F023H35D006
- ● F023H35D012
- ● F023H35D018
- ● F023H35D030
- ● F023H35D033

4000K
Non Dimmable
- ○ F023H45A001
- ● F023H45A006
- ● F023H45A012
- ● F023H45A018
- ● F023H45A030
- ● F023H45A033

1-10V
- ○ F023H45B001
- ● F023H45B006
- ● F023H45B012
- ● F023H45B018
- ● F023H45B030
- ● F023H45B033

Dali
- ○ F023H45D001
- ● F023H45D006
- ● F023H45D012
- ● F023H45D018
- ● F023H45D030
- ● F023H45D033

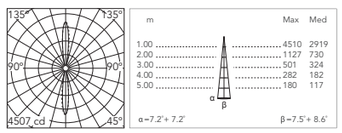

@3000K

Optic Medium

Power Led: 12W - 2x543 lm ≠ FIXT 2x372 lm - 2700K/CRI>80 - 220-240V / 12W - 2x570 lm ≠ FIXT 2x391 lm - 3000K/CRI>80 - 220-240V / 12W - 2x597 lm ≠ FIXT 2x410 lm - 4000/CRI>80 - 220-240V

2700K
Non Dimmable
- ○ F023H26A001
- ● F023H26A006
- ● F023H26A012
- ● F023H26A018
- ● F023H26A030
- ● F023H26A033

1-10V
- ○ F023H26B001
- ● F023H26B006
- ● F023H26B012
- ● F023H26B018
- ● F023H26B030
- ● F023H26B033

Dali
- ○ F023H26D001
- ● F023H26D006
- ● F023H26D012
- ● F023H26D018
- ● F023H26D030
- ● F023H26D033

3000K
Non Dimmable
- ○ F023H36A001
- ● F023H36A006
- ● F023H36A012
- ● F023H36A018
- ● F023H36A030
- ● F023H36A033

1-10V
- ○ F023H36B001
- ● F023H36B006
- ● F023H36B012
- ● F023H36B018
- ● F023H36B030
- ● F023H36B033

Dali
- ○ F023H36D001
- ● F023H36D006
- ● F023H36D012
- ● F023H36D018
- ● F023H36D030
- ● F023H36D033

4000K
Non Dimmable
- ○ F023H46A001
- ● F023H46A006
- ● F023H46A012
- ● F023H46A018
- ● F023H46A030
- ● F023H46A033

1-10V
- ○ F023H46B001
- ● F023H46B006
- ● F023H46B012
- ● F023H46B018
- ● F023H46B030
- ● F023H46B033

Dali
- ○ F023H46D001
- ● F023H46D006
- ● F023H46D012
- ● F023H46D018
- ● F023H46D030
- ● F023H46D033

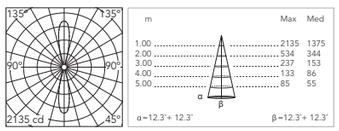

@3000K

* Vorläufige technische Daten. / Preliminary technical specs.

Optic Flood

Power Led: 12W - 2x543 lm ≠ FIXT 2x364 lm - 2700K/CRI>80 - 220-240V / 12W - 2x570 lm ≠ FIXT 2x382 lm - 3000K/CRI>80 - 220-240V / 12W - 2x597 lm ≠ FIXT 2x400 lm - 4000/CRI>80 - 220-240V

2700K
Non Dimmable
- ○ F023H27A001
- ● F023H27A006
- ● F023H27A012
- ● F023H27A018
- ● F023H27A030
- ● F023H27A033

1-10V
- ○ F023H27B001
- ● F023H27B006
- ● F023H27B012
- ● F023H27B018
- ● F023H27B030
- ● F023H27B033

Dali
- ○ F023H27D001
- ● F023H27D006
- ● F023H27D012
- ● F023H27D018
- ● F023H27D030
- ● F023H27D033

3000K
Non Dimmable
- ○ F023H37A001
- ● F023H37A006
- ● F023H37A012
- ● F023H37A018
- ● F023H37A030
- ● F023H37A033

1-10V
- ○ F023H37B001
- ● F023H37B006
- ● F023H37B012
- ● F023H37B018
- ● F023H37B030
- ● F023H37B033

Dali
- ○ F023H37D001
- ● F023H37D006
- ● F023H37D012
- ● F023H37D018
- ● F023H37D030
- ● F023H37D033

4000K
Non Dimmable
- ○ F023H47A001
- ● F023H47A006
- ● F023H47A012
- ● F023H47A018
- ● F023H47A030
- ● F023H47A033

1-10V
- ○ F023H47B001
- ● F023H47B006
- ● F023H47B012
- ● F023H47B018
- ● F023H47B030
- ● F023H47B033

Dali
- ○ F023H47D001
- ● F023H47D006
- ● F023H47D012
- ● F023H47D018
- ● F023H47D030
- ● F023H47D033

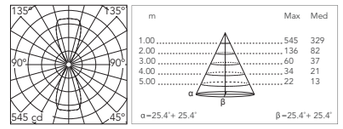

@3000K

* Vorläufige technische Daten. / Preliminary technical specs.

Pointbreak Wall 2 Down



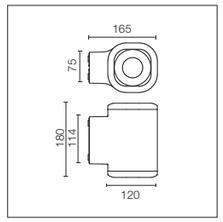

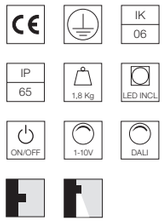

Inklusive LED-Lichtquelle.
Integrierte Spannungsversorgung 220-240 V ON/OFF und dimmbar 1-10 V oder DALI.
Ausgestattet mit doppelten Kabeldurchführungen für den Eingangs- und Ausgangsanschluss.
Aufwärts gerichtete Monoemissions-Version auf Anfrage erhältlich.

LED light source included.
Integrated 220-240V ON/OFF and 1-10V/DALI dimmable electrical power.
Equipped with double cable gland for inlet and outlet connection.
Upwards, single emission version, available upon request.

Optic Spot

Power Led: 17,5W - 1890 lm ≠ FIXT 1316 lm - 2700K/CRI>80 - 220-240V / 17,5W - 1960 lm ≠ FIXT 1365 lm - 3000K/CRI>80 - 220-240V / 17,5W - 2030 lm ≠ FIXT 1414 lm - 4000/CRI>80 - 220-240V

2700K
Non Dimmable
- ○ F023J21A001
- ● F023J21A006
- ● F023J21A012
- ● F023J21A018
- ● F023J21A030
- ● F023J21A033

1-10V
- ○ F023J21B001
- ● F023J21B006
- ● F023J21B012
- ● F023J21B018
- ● F023J21B030
- ● F023J21B033

Dali
- ○ F023J21D001
- ● F023J21D006
- ● F023J21D012
- ● F023J21D018
- ● F023J21D030
- ● F023J21D033

3000K
Non Dimmable
- ○ F023J31A001
- ● F023J31A006
- ● F023J31A012
- ● F023J31A018
- ● F023J31A030
- ● F023J31A033

1-10V
- ○ F023J31B001
- ● F023J31B006
- ● F023J31B012
- ● F023J31B018
- ● F023J31B030
- ● F023J31B033

Dali
- ○ F023J31D001
- ● F023J31D006
- ● F023J31D012
- ● F023J31D018
- ● F023J31D030
- ● F023J31D033

4000K
Non Dimmable
- ○ F023J41A001
- ● F023J41A006
- ● F023J41A012
- ● F023J41A018
- ● F023J41A030
- ● F023J41A033

1-10V
- ○ F023J41B001
- ● F023J41B006
- ● F023J41B012
- ● F023J41B018
- ● F023J41B030
- ● F023J41B033

Dali
- ○ F023J41D001
- ● F023J41D006
- ● F023J41D012
- ● F023J41D018
- ● F023J41D030
- ● F023J41D033

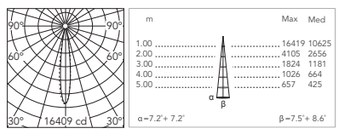

@3000K

Optic Medium

Power Led: 17,5W - 1890 lm ≠ FIXT 1370 lm - 2700K/CRI>80 - 220-240V / 17,5W - 1960 lm ≠ FIXT 1420lm - 3000K/CRI>80 - 220-240V / 17,5W - 2030 lm ≠ FIXT 1471 lm - 4000/CRI>80 - 220-240V

2700K
Non Dimmable
- ○ F023J22A001
- ● F023J22A006
- ● F023J22A012
- ● F023J22A018
- ● F023J22A030
- ● F023J22A033

1-10V
- ○ F023J22B001
- ● F023J22B006
- ● F023J22B012
- ● F023J22B018
- ● F023J22B030
- ● F023J22B033

Dali
- ○ F023J22D001
- ● F023J22D006
- ● F023J22D012
- ● F023J22D018
- ● F023J22D030
- ● F023J22D033

3000K
Non Dimmable
- ○ F023J32A001
- ● F023J32A006
- ● F023J32A012
- ● F023J32A018
- ● F023J32A030
- ● F023J32A033

1-10V
- ○ F023J32B001
- ● F023J32B006
- ● F023J32B012
- ● F023J32B018
- ● F023J32B030
- ● F023J32B033

Dali
- ○ F023J32D001
- ● F023J32D006
- ● F023J32D012
- ● F023J32D018
- ● F023J32D030
- ● F023J32D033

4000K
Non Dimmable
- ○ F023J42A001
- ● F023J42A006
- ● F023J42A012
- ● F023J42A018
- ● F023J42A030
- ● F023J42A033

1-10V
- ○ F023J42B001
- ● F023J42B006
- ● F023J42B012
- ● F023J42B018
- ● F023J42B030
- ● F023J42B033

Dali
- ○ F023J42D001
- ● F023J42D006
- ● F023J42D012
- ● F023J42D018
- ● F023J42D030
- ● F023J42D033

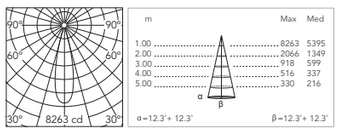

@3000K

* Vorläufige technische Daten. / Preliminary technical specs.

Optic Flood

Power Led: 17,5W - 1890 lm ≠ FIXT 1342 lm - 2700K/CRI>80 - 220-240V / 17,5W - 1960 lm ≠ FIXT 1392 lm - 3000K/CRI>80 - 220-240V / 17,5W - 2030 lm ≠ FIXT 1442 lm - 4000/CRI>80 - 220-240V

2700K
Non Dimmable
- ○ F023J23A001
- ● F023J23A006
- ● F023J23A012
- ● F023J23A018
- ● F023J23A030
- ● F023J23A033

1-10V
- ○ F023J23B001
- ● F023J23B006
- ● F023J23B012
- ● F023J23B018
- ● F023J23B030
- ● F023J23B033

Dali
- ○ F023J23D001
- ● F023J23D006
- ● F023J23D012
- ● F023J23D018
- ● F023J23D030
- ● F023J23D033

3000K
Non Dimmable
- ○ F023J33A001
- ● F023J33A006
- ● F023J33A012
- ● F023J33A018
- ● F023J33A030
- ● F023J33A033

1-10V
- ○ F023J33B001
- ● F023J33B006
- ● F023J33B012
- ● F023J33B018
- ● F023J33B030
- ● F023J33B033

Dali
- ○ F023J33D001
- ● F023J33D006
- ● F023J33D012
- ● F023J33D018
- ● F023J33D030
- ● F023J33D033

4000K
Non Dimmable
- ○ F023J43A001
- ● F023J43A006
- ● F023J43A012
- ● F023J43A018
- ● F023J43A030
- ● F023J43A033

1-10V
- ○ F023J43B001
- ● F023J43B006
- ● F023J43B012
- ● F023J43B018
- ● F023J43B030
- ● F023J43B033

Dali
- ○ F023J43D001
- ● F023J43D006
- ● F023J43D012
- ● F023J43D018
- ● F023J43D030
- ● F023J43D033

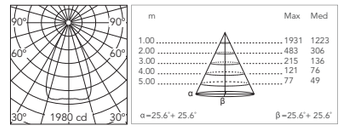

@3000K

* Vorläufige technische Daten. / Preliminary technical specs.

Pointbreak Wall 2 Up&Down



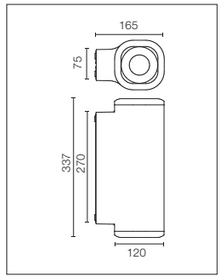

IK 06 · IP 65 · 3 Kg · LED INCL · ON/OFF · 1-10V · DALI

Inklusive LED-Lichtquelle. Integrierte Spannungsversorgung 220-240 V ON/OFF und dimmbar 1-10 V oder DALI.
Ausgestattet mit doppelten Kabeldurchführungen für den Eingangs- und Ausgangsanschluss.
Version Monoemission nach oben oder Monoemission nach unten auf Anfrage.

LED light source included. Integrated 220-240V ON/OFF and 1-10V/DALI dimmable electrical power.
Equipped with double cable gland for inlet and outlet connection.
Upon request: Single upwards emission or single downwards emission.

Optic Spot

Power Led: 32W - 2x1890 lm ≠ FIXT 2x1316 lm - 2700K/CRI>80 - 220-240V / 32W - 2x1960 lm ≠ FIXT 2x1365 lm - 3000K/CRI>80 - 220-240V / 32W - 2x2030 lm ≠ FIXT 2x1414 lm - 4000/CRI>80 - 220-240V

2700K
Non Dimmable
- ○ F023J25A001
- ● F023J25A006
- ● F023J25A012
- ● F023J25A018
- ● F023J25A030
- ● F023J25A033

1-10V
- ○ F023J25B001
- ● F023J25B006
- ● F023J25B012
- ● F023J25B018
- ● F023J25B030
- ● F023J25B033

Dali
- ○ F023J25D001
- ● F023J25D006
- ● F023J25D012
- ● F023J25D018
- ● F023J25D030
- ● F023J25D033

3000K
Non Dimmable
- ○ F023J35A001
- ● F023J35A006
- ● F023J35A012
- ● F023J35A018
- ● F023J35A030
- ● F023J35A033

1-10V
- ○ F023J35B001
- ● F023J35B006
- ● F023J35B012
- ● F023J35B018
- ● F023J35B030
- ● F023J35B033

Dali
- ○ F023J35D001
- ● F023J35D006
- ● F023J35D012
- ● F023J35D018
- ● F023J35D030
- ● F023J35D033

4000K
Non Dimmable
- ○ F023J45A001
- ● F023J45A006
- ● F023J45A012
- ● F023J45A018
- ● F023J45A030
- ● F023J45A033

1-10V
- ○ F023J45B001
- ● F023J45B006
- ● F023J45B012
- ● F023J45B018
- ● F023J45B030
- ● F023J45B033

Dali
- ○ F023J45D001
- ● F023J45D006
- ● F023J45D012
- ● F023J45D018
- ● F023J45D030
- ● F023J45D033

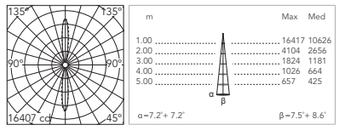

@3000K

Optic Medium

Power Led: 32W - 2x1890 lm ≠ FIXT 2x1370 lm - 2700K/CRI>80 - 220-240V / 32W - 2x1960 lm ≠ FIXT 2x1420lm - 3000K/CRI>80 - 220-240V / 32W - 2x2030 lm ≠ FIXT 2x1471 lm - 4000/CRI>80 - 220-240V

2700K
Non Dimmable
- ○ F023J26A001
- ● F023J26A006
- ● F023J26A012
- ● F023J26A018
- ● F023J26A030
- ● F023J26A033

1-10V
- ○ F023J26B001
- ● F023J26B006
- ● F023J26B012
- ● F023J26B018
- ● F023J26B030
- ● F023J26B033

Dali
- ○ F023J26D001
- ● F023J26D006
- ● F023J26D012
- ● F023J26D018
- ● F023J26D030
- ● F023J26D033

3000K
Non Dimmable
- ○ F023J36A001
- ● F023J36A006
- ● F023J36A012
- ● F023J36A018
- ● F023J36A030
- ● F023J36A033

1-10V
- ○ F023J36B001
- ● F023J36B006
- ● F023J36B012
- ● F023J36B018
- ● F023J36B030
- ● F023J36B033

Dali
- ○ F023J36D001
- ● F023J36D006
- ● F023J36D012
- ● F023J36D018
- ● F023J36D030
- ● F023J36D033

4000K
Non Dimmable
- ○ F023J46A001
- ● F023J46A006
- ● F023J46A012
- ● F023J46A018
- ● F023J46A030
- ● F023J46A033

1-10V
- ○ F023J46B001
- ● F023J46B006
- ● F023J46B012
- ● F023J46B018
- ● F023J46B030
- ● F023J46B033

Dali
- ○ F023J46D001
- ● F023J46D006
- ● F023J46D012
- ● F023J46D018
- ● F023J46D030
- ● F023J46D033

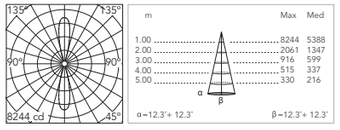

@3000K

* Vorläufige technische Daten. / Preliminary technical specs.

Optic Flood

Power Led: 32W - 2x1890 lm ≠ FIXT 2x1342 lm - 2700K/CRI>80 - 220-240V / 32W - 2x1960 lm ≠ FIXT 2x1392 lm - 3000K/CRI>80 - 220-240V / 32W - 2x2030 lm ≠ FIXT 2x1442 lm - 4000/CRI>80 - 220-240V

2700K
Non Dimmable
- ○ F023J27A001
- ● F023J27A006
- ● F023J27A012
- ● F023J27A018
- ● F023J27A030
- ● F023J27A033

1-10V
- ○ F023J27B001
- ● F023J27B006
- ● F023J27B012
- ● F023J27B018
- ● F023J27B030
- ● F023J27B033

Dali
- ○ F023J27D001
- ● F023J27D006
- ● F023J27D012
- ● F023J27D018
- ● F023J27D030
- ● F023J27D033

3000K
Non Dimmable
- ○ F023J37A001
- ● F023J37A006
- ● F023J37A012
- ● F023J37A018
- ● F023J37A030
- ● F023J37A033

1-10V
- ○ F023J37B001
- ● F023J37B006
- ● F023J37B012
- ● F023J37B018
- ● F023J37B030
- ● F023J37B033

Dali
- ○ F023J37D001
- ● F023J37D006
- ● F023J37D012
- ● F023J37D018
- ● F023J37D030
- ● F023J37D033

4000K
Non Dimmable
- ○ F023J47A001
- ● F023J47A006
- ● F023J47A012
- ● F023J47A018
- ● F023J47A030
- ● F023J47A033

1-10V
- ○ F023J47B001
- ● F023J47B006
- ● F023J47B012
- ● F023J47B018
- ● F023J47B030
- ● F023J47B033

Dali
- ○ F023J47D001
- ● F023J47D006
- ● F023J47D012
- ● F023J47D018
- ● F023J47D030
- ● F023J47D033

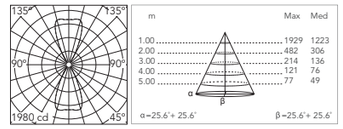

@3000K

* Vorläufige technische Daten. / Preliminary technical specs.

Pointbreak Ceiling 0

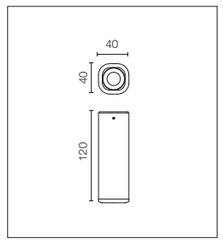

IP 65 · 0,9 Kg · LED INCL · IK 06 · ON/OFF

Inklusive LED-Lichtquelle. Integrierte 220-240 V ON/ OFF-Stromversorgung. Ausgestattet mit IP65 Gummitülle und 2-poligen Schnellanschlussklemmen.

LED light source included. Integrated 220-240V ON/OFF electrical power. Equipped with IP65 rubber grommet and 2-pole quick-connect terminals.

Power LED: 2,2W - 139 lm ≠ *FIXT 101 lm - 2700K/CRI>80 - 220-240V / 2,2W - 149 lm ≠ *FIXT 108 lm - 3000K/CRI>80 - 220-240V / 2,2W - 154 lm ≠ *FIXT 112 lm - 4000/CRI>80 - 220-240V
*FIXT lm = Spot Optic

Optic Spot

2700K Non Dimmable	3000K Non Dimmable	4000K Non Dimmable
F023K21A001	F023K31A001	F023K41A001
F023K21A006	F023K31A006	F023K41A006
F023K21A012	F023K31A012	F023K41A012
F023K21A018	F023K31A018	F023K41A018
F023K21A030	F023K31A030	F023K41A030
F023K21A033	F023K31A033	F023K41A033

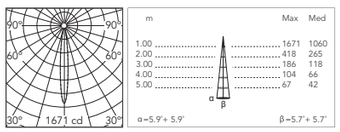

@3000K

Optic Medium

2700K Non Dimmable	3000K Non Dimmable	4000K Non Dimmable
F023K22A001	F023K32A001	F023K42A001
F023K22A006	F023K32A006	F023K42A006
F023K22A012	F023K32A012	F023K42A012
F023K22A018	F023K32A018	F023K42A018
F023K22A030	F023K32A030	F023K42A030
F023K22A033	F023K32A033	F023K42A033

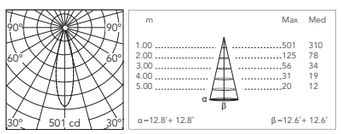

@3000K

Optic Flood

2700K Non Dimmable	3000K Non Dimmable	4000K Non Dimmable
F023K23A001	F023K33A001	F023K43A001
F023K23A006	F023K33A006	F023K43A006
F023K23A012	F023K33A012	F023K43A012
F023K23A018	F023K33A018	F023K43A018
F023K23A030	F023K33A030	F023K43A030
F023K23A033	F023K33A033	F023K43A033

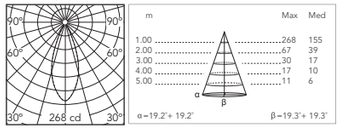

@3000K

* Vorläufige technische Daten. / Preliminary technical specs.

Pointbreak Ceiling 1



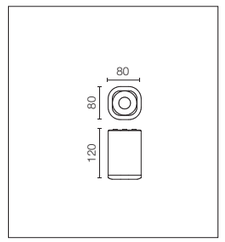

IP 65 · 0,9 Kg · LED INCL · IK 06 · ON/OFF

Inklusive LED-Lichtquelle. Integrierte 220-240 V ON/ OFF-Stromversorgung. Ausgestattet mit doppelten Kabelverschraubungen für Eingangs- und Ausgangsanschluss.

LED light source included. Integrated 220-240V ON/OFF electrical power. Equipped with double cable gland for inlet and outlet connection.

Optic Spot

Power LED: 6,5W - 543 lm ≠ FIXT 357 lm - 2700K/CRI>80 - 220-240V / 6,5W - 570 lm ≠ FIXT 375 lm - 3000K/CRI>80 - 220-240V / 6,5W - 597 lm ≠ FIXT 393 lm - 4000/CRI>80 - 220-240V

2700K Non Dimmable	3000K Non Dimmable	4000K Non Dimmable
F023L21A001	F023L31A001	F023L41A001
F023L21A006	F023L31A006	F023L41A006
F023L21A012	F023L31A012	F023L41A012
F023L21A018	F023L31A018	F023L41A018
F023L21A030	F023L31A030	F023L41A030
F023L21A033	F023L31A033	F023L41A033

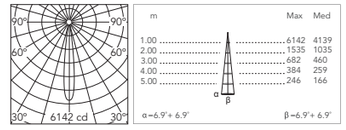

@3000K

Optic Medium

Power LED: 6,5W - 543 lm ≠ FIXT 372 lm - 2700K/CRI>80 - 220-240V / 6,5W - 570 lm ≠ FIXT 391 lm - 3000K/CRI>80 - 220-240V / 6,5W - 597 lm ≠ FIXT 410 lm - 4000/CRI>80 - 220-240V

2700K Non Dimmable	3000K Non Dimmable	4000K Non Dimmable
F023L22A001	F023L32A001	F023L42A001
F023L22A006	F023L32A006	F023L42A006
F023L22A012	F023L32A012	F023L42A012
F023L22A018	F023L32A018	F023L42A018
F023L22A030	F023L32A030	F023L42A030
F023L22A033	F023L32A033	F023L42A033

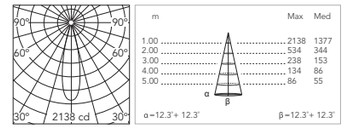

@3000K

Optic Flood

Power LED: 6,5W - 543 lm ≠ FIXT 364 lm - 2700K/CRI>80 - 220-240V / 6,5W - 570 lm ≠ FIXT 382 lm - 3000K/CRI>80 - 220-240V / 6,5W - 597 lm ≠ FIXT 400 lm - 4000/CRI>80 - 220-240V

2700K Non Dimmable	3000K Non Dimmable	4000K Non Dimmable
F023L23A001	F023L33A001	F023L43A001
F023L23A006	F023L33A006	F023L43A006
F023L23A012	F023L33A012	F023L43A012
F023L23A018	F023L33A018	F023L43A018
F023L23A030	F023L33A030	F023L43A030
F023L23A033	F023L33A033	F023L43A033

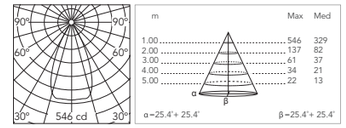

@3000K

* Vorläufige technische Daten. / Preliminary technical specs.

Pointbreak Ceiling 2



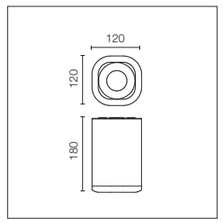

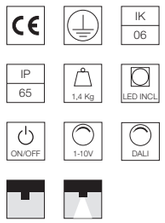

Inklusive LED-Lichtquelle. Integrierte Spannungsversorgung 220-240 V ON/OFF und dimmbar 1-10 V oder DALI.
Ausgestattet mit doppelten Kabeldurchführungen für den Eingangs- und Ausgangsanschluss.

LED light source included. Integrated 220-240V ON/OFF and 1-10V/DALI dimmable electrical power.
Equipped with double cable gland for inlet and outlet connection.

Optic Spot

Power Led: 17,5W - 1890 lm ≠ FIXT 1316 lm - 2700K/CRI>80 - 220-240V / 17,5W - 1960 lm ≠ FIXT 1365 lm - 3000K/CRI>80 - 220-240V / 17,5W - 2030 lm ≠ FIXT 1414 lm - 4000/CRI>80 - 220-240V

2700K
Non Dimmable
- ○ F023M21A001
- ● F023M21A006
- ● F023M21A012
- ● F023M21A018
- ● F023M21A030
- ● F023M21A033

1-10V
- ○ F023M21B001
- ● F023M21B006
- ● F023M21B012
- ● F023M21B018
- ● F023M21B030
- ● F023M21B033

Dali
- ○ F023M21D001
- ● F023M21D006
- ● F023M21D012
- ● F023M21D018
- ● F023M21D030
- ● F023M21D033

3000K
Non Dimmable
- ○ F023M31A001
- ● F023M31A006
- ● F023M31A012
- ● F023M31A018
- ● F023M31A030
- ● F023M31A033

1-10V
- ○ F023M31B001
- ● F023M31B006
- ● F023M31B012
- ● F023M31B018
- ● F023M31B030
- ● F023M31B033

Dali
- ○ F023M31D001
- ● F023M31D006
- ● F023M31D012
- ● F023M31D018
- ● F023M31D030
- ● F023M31D033

4000K
Non Dimmable
- ○ F023M41A001
- ● F023M41A006
- ● F023M41A012
- ● F023M41A018
- ● F023M41A030
- ● F023M41A033

1-10V
- ○ F023M41B001
- ● F023M41B006
- ● F023M41B012
- ● F023M41B018
- ● F023M41B030
- ● F023M41B033

Dali
- ○ F023M41D001
- ● F023M41D006
- ● F023M41D012
- ● F023M41D018
- ● F023M41D030
- ● F023M41D033

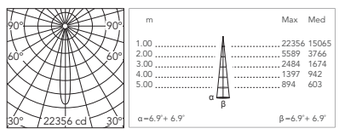

@3000K

Optic Medium

Power Led: 17,5W - 1890 lm ≠ FIXT 1370 lm - 2700K/CRI>80 - 220-240V / 17,5W - 1960 lm ≠ FIXT 1420lm - 3000K/CRI>80 - 220-240V / 17,5W - 2030 lm ≠ FIXT 1471 lm - 4000/CRI>80 - 220-240V

2700K
Non Dimmable
- ○ F023M22A001
- ● F023M22A006
- ● F023M22A012
- ● F023M22A018
- ● F023M22A030
- ● F023M22A033

1-10V
- ○ F023M22B001
- ● F023M22B006
- ● F023M22B012
- ● F023M22B018
- ● F023M22B030
- ● F023M22B033

Dali
- ○ F023M22D001
- ● F023M22D006
- ● F023M22D012
- ● F023M22D018
- ● F023M22D030
- ● F023M22D033

3000K
Non Dimmable
- ○ F023M32A001
- ● F023M32A006
- ● F023M32A012
- ● F023M32A018
- ● F023M32A030
- ● F023M32A033

1-10V
- ○ F023M32B001
- ● F023M32B006
- ● F023M32B012
- ● F023M32B018
- ● F023M32B030
- ● F023M32B033

Dali
- ○ F023M32D001
- ● F023M32D006
- ● F023M32D012
- ● F023M32D018
- ● F023M32D030
- ● F023M32D033

4000K
Non Dimmable
- ○ F023M42A001
- ● F023M42A006
- ● F023M42A012
- ● F023M42A018
- ● F023M42A030
- ● F023M42A033

1-10V
- ○ F023M42B001
- ● F023M42B006
- ● F023M42B012
- ● F023M42B018
- ● F023M42B030
- ● F023M42B033

Dali
- ○ F023M42D001
- ● F023M42D006
- ● F023M42D012
- ● F023M42D018
- ● F023M42D030
- ● F023M42D033

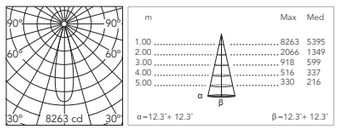

@3000K

* Vorläufige technische Daten. / Preliminary technical specs.

Optic Flood

Power Led: 17,5W - 1890 lm ≠ FIXT 1342 lm - 2700K/CRI>80 - 220-240V / 17,5W - 1960 lm ≠ FIXT 1392 lm - 3000K/CRI>80 - 220-240V / 17,5W - 2030 lm ≠ FIXT 1442 lm - 4000/CRI>80 - 220-240V

2700K
Non Dimmable
- ○ F023M23A001
- ● F023M23A006
- ● F023M23A012
- ● F023M23A018
- ● F023M23A030
- ● F023M23A033

1-10V
- ○ F023M23B001
- ● F023M23B006
- ● F023M23B012
- ● F023M23B018
- ● F023M23B030
- ● F023M23B033

Dali
- ○ F023M23D001
- ● F023M23D006
- ● F023M23D012
- ● F023M23D018
- ● F023M23D030
- ● F023M23D033

3000K
Non Dimmable
- ○ F023M33A001
- ● F023M33A006
- ● F023M33A012
- ● F023M33A018
- ● F023M33A030
- ● F023M33A033

1-10V
- ○ F023M33B001
- ● F023M33B006
- ● F023M33B012
- ● F023M33B018
- ● F023M33B030
- ● F023M33B033

Dali
- ○ F023M33D001
- ● F023M33D006
- ● F023M33D012
- ● F023M33D018
- ● F023M33D030
- ● F023M33D033

4000K
Non Dimmable
- ○ F023M43A001
- ● F023M43A006
- ● F023M43A012
- ● F023M43A018
- ● F023M43A030
- ● F023M43A033

1-10V
- ○ F023M43B001
- ● F023M43B006
- ● F023M43B012
- ● F023M43B018
- ● F023M43B030
- ● F023M43B033

Dali
- ○ F023M43D001
- ● F023M43D006
- ● F023M43D012
- ● F023M43D018
- ● F023M43D030
- ● F023M43D033

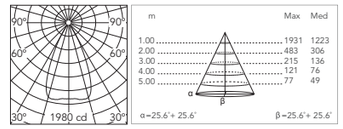

@3000K

* Vorläufige technische Daten. / Preliminary technical specs.

In Vitro

Designed by Philippe Starck

Overview





In Vitro Unplugged



In Vitro Bollard



In Vitro Suspension

Familie / Family

In Vitro Unplugged



Led Edge Lighting
2,5W
115 lm - 2700K/CRI 80
124 lm - 3000K/CRI 80

In Vitro Bollard



Led Edge Lighting
11W
667 lm - 2700K/CRI 80
714 lm - 3000K/CRI 80

In Vitro Wall



Led Edge Lighting
11W
667 lm - 2700K/CRI 80
714 lm - 3000K/CRI 80

In Vitro Ceiling



Led Edge Lighting
13W
799 lm - 2700K/CRI 80
855 lm - 3000K/CRI 80

In Vitro Suspension



Led Edge Lighting
13W
799 lm - 2700K/CRI 80
855 lm - 3000K/CRI 80

Ausführungen / Colours

01 White



12 Forest Green



13 Pale Green



18 Deep Brown



25 Terracotta



30 Black



33 Anthracite

Beschreibung / Description

Leuchten für Boden-, Wand-, Decken-, Pendel- und tragbare Installation, mit diffusem Licht für den Außenbereich.
Im Kopf integrierter opalisierender Diffusor und außen transparentes Borosilikat-Sicherheitsglas.
Die Strukturteile der Leuchte bestehen aus druckgegossenem und stranggepresstem Aluminium, das mit einem chemischen Umwandlungsprozess behandelt wurde, um eine effektive Beständigkeit gegen Witterungseinflüsse zu gewährleisten. Der Körper ist pulverbeschichtet und in verschiedenen Ausführungen erhältlich.
Integrierte LED-Lichtquelle mit Edge-Lighting-Optik zur Gewährleistung einer perfekten Lichtgleichmäßigkeit. Im Leuchtenkörper integrierter Treiber für EIN/AUS und dimmbare Ansteuerung verfügbar.
Die Bollard-Version wird mit einem wasserdichten Stecker für den Netzanschluss geliefert. Die Leuchte kann mit Hilfe von Dübeln, die vom Installateur je nach Art der Oberfläche zu wählen sind, auf jedem Boden installiert werden. Als separat zu bestellendes Zubehör ist die Schalung für die Installation auf einem Betonboden erhältlich.
Die Unplugged-Version ist mit einem praktischen farbigen Silikongriff ausgestattet und lässt sich über ein 120 cm langes Micro-USB-C-Kabel einfach aufladen. Der dimmbare Treiber ist im Leuchtenkörper untergebracht und verfügt über das integrierte Touch-Dimm-System, das über einen optischen Sensor am Kopf erreicht wird. Mit einer einfachen Berührung ist es möglich, die Lichtstärke der Lampe in 4 Dimmstufen einzustellen, wodurch eine kontinuierliche Emission von bis zu 6 Stunden gewährleistet wird.

Luminaires for floor, wall and suspended installation, and portable luminaire, with diffused light for outdoor use.
Opalescent diffuser integrated in the head and external transparent borosilicate safety glass.
The structural parts of the luminaire are made of extruded die-cast aluminum, treated with a chemical conversion procedure to ensure effective resistance to atmospheric conditions. The body is powder coated and comes in various finishes.
Integrated LED light source with Edge Lighting optical technology to ensure perfect light uniformity. Driver integrated in the luminaire body available for ON/OFF and dimmable control.
Bollard version comes with a watertight plug for power supply connection. The luminaire may be installed on any type of flooring using anchors, to be selected by the installer depending on the type of surface. Accessory box for installation on flooring to be concreted sold separately.
Unplugged version is equipped with a practical, colored silicone handle and is easily recharged with a 120cm long Micro USB-C cable. Dimmable driver in the body of the luminaire with an integrated touch-dim system, accessible through an optical switch sensor located on the head. With a simple touch, light intensity can be adjusted through a 4-step dimming function, ensuring a continuous emission for up to 6 hours.

In Vitro Unplugged



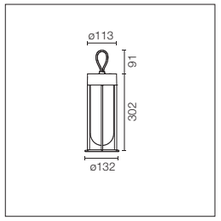

IP 65 · IK 08 · 1 Kg · LED INCL

Tragbare Version, ausgestattet mit Tragegriff. Dimmbarer Treiber 5/100÷240 V/50-60 Hz integriert im Leuchtenkörper mit optischem Berührungssensor am Kopf und dimmbar auf 4 Stufen: 100 %-50 %-3 %-OFF. Wiederaufladbar über ein 120 cm langes Micro-USB-C-Kabel, das eine Daueremission von bis zu 6 Stunden garantiert. Ladegerät mit austauschbaren Steckern EUR, UK, USA.

Portable version equipped with a carrying handle. Adjustable driver 5/100÷240V/50-60Hz integrated in the body of the luminaire with optical switch sensor on the head and with a 4-step dimming function: 100%-50%-3%-OFF. Rechargeable with a 120cm long Micro USB-C cable ensuring continuous emission for up to 6 hours. Charger with interchangeable EUR, UK and USA plugs.

Led Edge Lighting: 2,5W - 182 lm ≠ FIXT 115 lm - 2700K/CRI 90 - 100-240V/5 / 2,5W - 195 lm ≠ FIXT 124 lm - 3000K/CRI 90 - 100-240V/5

2700K
Touch Dimm
- F018E21K001
- F018E21K012
- F018E21K013
- F018E21K018
- F018E21K025
- F018E21K030
- F018E21K033

3000K
Touch Dimm
- F018E31K001
- F018E31K012
- F018E31K013
- F018E31K018
- F018E31K025
- F018E31K030
- F018E31K033

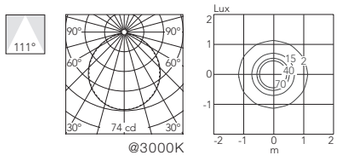

In Vitro Bollard 1

IP 66 · IK 10 · 2,2 Kg · LED INCL

Integriertes 220-240V -Netzteil zum Ein-/Ausschalten und Dimmen. Das Produkt wird mit einem dichten Stecker für den Anschluss an das Stromnetz geliefert. Das Gerät kann mit Dübeln auf jedem Boden installiert werden. Das Einbaugehäuse für die Installation auf einem Boden, auf dem eine Bodenplatte verlegt werden soll, muss separat bestellt werden.

Integrated 220–240V ON/OFF or dimmable electrical power. The unit comes with a watertight plug for connection to the electrical network. The device may be installed on any flooring with anchors. Box for installation on flooring laid over concrete sold separately.

Led Edge Lighting: 11W - 1150 lm ≠ FIXT 667 lm - 2700K/CRI 80 - 220-240V / 11W - 1230 lm ≠ FIXT 714 lm - 3000K/CRI 80 - 220-240V

2700K
Non Dimmable
- F018A21A001
- F018A21A012
- F018A21A013
- F018A21A018
- F018A21A025
- F018A21A030
- F018A21A033

1-10V
- F018A21B001
- F018A21B012
- F018A21B013
- F018A21B018
- F018A21B025
- F018A21B030
- F018A21B033

Dali
- F018A21D001
- F018A21D012
- F018A21D013
- F018A21D018
- F018A21D025
- F018A21D030
- F018A21D033

3000K
Non Dimmable
- F018A31A001
- F018A31A012
- F018A31A013
- F018A31A018
- F018A31A025
- F018A31A030
- F018A31A033

1-10V
- F018A31B001
- F018A31B012
- F018A31B013
- F018A31B018
- F018A31B025
- F018A31B030
- F018A31B033

Dali
- F018A31D001
- F018A31D012
- F018A31D013
- F018A31D018
- F018A31D025
- F018A31D030
- F018A31D033

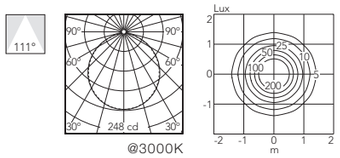

In Vitro Bollard 2



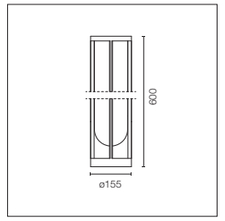

IP 66 · IK 10 · 3,1 Kg · LED INCL

Integriertes 220-240V -Netzteil zum Ein-/Ausschalten und Dimmen. Das Produkt wird mit einem dichten Stecker für den Anschluss an das Stromnetz geliefert. Das Gerät kann mit Dübeln auf jedem Boden installiert werden. Das Einbaugehäuse für die Installation auf einem Boden, auf dem eine Bodenplatte verlegt werden soll, muss separat bestellt werden.

Integrated 220–240V ON/OFF or dimmable electrical power. The unit comes with a watertight plug for connection to the electrical network. The device may be installed on any flooring with anchors. Box for installation on flooring laid over concrete sold separately.

Led Edge Lighting: 11W - 1150 lm ≠ FIXT 667 lm - 2700K/CRI 80 - 220-240V / 11W - 1230 lm ≠ FIXT 714 lm - 3000K/CRI 80 - 220-240V

2700K
Non Dimmable
- F018A22A001
- F018A22A012
- F018A22A013
- F018A22A018
- F018A22A025
- F018A22A030
- F018A22A033

1-10V
- F018A22B001
- F018A22B012
- F018A22B013
- F018A22B018
- F018A22B025
- F018A22B030
- F018A22B033

Dali
- F018A22D001
- F018A22D012
- F018A22D013
- F018A22D018
- F018A22D025
- F018A22D030
- F018A22D033

3000K
Non Dimmable
- F018A32A001
- F018A32A012
- F018A32A013
- F018A32A018
- F018A32A025
- F018A32A030
- F018A32A033

1-10V
- F018A32B001
- F018A32B012
- F018A32B013
- F018A32B018
- F018A32B025
- F018A32B030
- F018A32B033

Dali
- F018A32D001
- F018A32D012
- F018A32D013
- F018A32D018
- F018A32D025
- F018A32D030
- F018A32D033

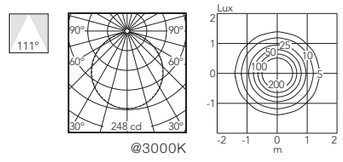

In Vitro Bollard 3



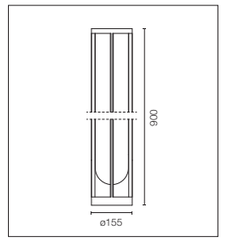

IP 66 · IK 10 · 4,4 Kg · LED INCL

Integriertes 220-240V -Netzteil zum Ein-/Ausschalten und Dimmen. Das Produkt wird mit einem dichten Stecker für den Anschluss an das Stromnetz geliefert. Das Gerät kann mit Dübeln auf jedem Boden installiert werden. Das Einbaugehäuse für die Installation auf einem Boden, auf dem eine Bodenplatte verlegt werden soll, muss separat bestellt werden.

Integrated 220–240V ON/OFF or dimmable electrical power. The unit comes with a watertight plug for connection to the electrical network. The device may be installed on any flooring with anchors. Box for installation on flooring laid over concrete sold separately.

Led Edge Lighting: 11W - 1150 lm ≠ FIXT 667 lm - 2700K/CRI 80 - 220-240V / 11W - 1230 lm ≠ FIXT 714 lm - 3000K/CRI 80 - 220-240V

2700K
Non Dimmable
- F018A23A001
- F018A23A012
- F018A23A013
- F018A23A018
- F018A23A025
- F018A23A030
- F018A23A033

1-10V
- F018A23B001
- F018A23B012
- F018A23B013
- F018A23B018
- F018A23B025
- F018A23B030
- F018A23B033

Dali
- F018A23D001
- F018A23D012
- F018A23D013
- F018A23D018
- F018A23D025
- F018A23D030
- F018A23D033

3000K
Non Dimmable
- F018A33A001
- F018A33A012
- F018A33A013
- F018A33A018
- F018A33A025
- F018A33A030
- F018A33A033

1-10V
- F018A33B001
- F018A33B012
- F018A33B013
- F018A33B018
- F018A33B025
- F018A33B030
- F018A33B033

Dali
- F018A33D001
- F018A33D012
- F018A33D013
- F018A33D018
- F018A33D025
- F018A33D030
- F018A33D033

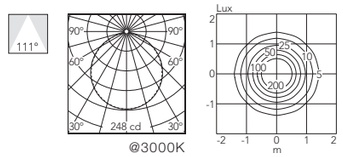

In Vitro Wall



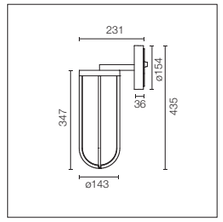

IP 66 · IK 10 · 2,2 Kg · LED INCL

Wandbefestigung. Lichtquelle im Lieferumfang enthalten. Integriertes 220-240V -Netzteil zum Ein-/Ausschalten und Dimmen.

Wall mount. Light source included. Integrated 220–240V ON/OFF or dimmable electrical power.

Led Edge Lighting: 11W - 1150 lm ≠ FIXT 667 lm - 2700K/CRI 80 - 220-240V / 11W - 1230 lm ≠ FIXT 714 lm - 3000K/CRI 80 - 220-240V

2700K

Non Dimmable
- ○ F018B22A001
- ● F018B22A012
- ● F018B22A013
- ● F018B22A018
- ● F018B22A025
- ● F018B22A030
- ● F018B22A033

1-10V
- ○ F018B22B001
- ● F018B22B012
- ● F018B22B013
- ● F018B22B018
- ● F018B22B025
- ● F018B22B030
- ● F018B22B033

Dali
- ○ F018B22D001
- ● F018B22D012
- ● F018B22D013
- ● F018B22D018
- ● F018B22D025
- ● F018B22D030
- ● F018B22D033

3000K

Non Dimmable
- ○ F018B32A001
- ● F018B32A012
- ● F018B32A013
- ● F018B32A018
- ● F018B32A025
- ● F018B32A030
- ● F018B32A033

1-10V
- ○ F018B32B001
- ● F018B32B012
- ● F018B32B013
- ● F018B32B018
- ● F018B32B025
- ● F018B32B030
- ● F018B32B033

Dali
- ○ F018B32D001
- ● F018B32D012
- ● F018B32D013
- ● F018B32D018
- ● F018B32D025
- ● F018B32D030
- ● F018B32D033

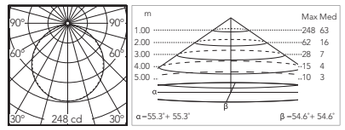

@3000K

In Vitro Ceiling



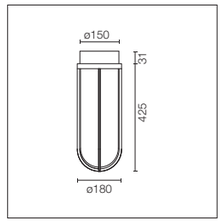

IP 66 · IK 10 · 2,8 Kg · LED INCL

Lichtquelle im Lieferumfang enthalten. Deckenbefestigung. 220-240V -Netzteil zum Ein-/Ausschalten und Dimmen im Lieferumfang enthalten.

Light source included. Ceiling mount. Integrated 220–240V ON/OFF or dimmable electrical power.

Led Edge Lighting: 13W - 1378 lm ≠ FIXT 799 lm - 2700K/CRI 80 - 220-240V / 13W - 1474 lm ≠ FIXT 855 lm - 3000K/CRI 80 - 220-240V

2700K

Non Dimmable
- ○ F018C25A001
- ● F018C25A012
- ● F018C25A013
- ● F018C25A018
- ● F018C25A025
- ● F018C25A030
- ● F018C25A033

1-10V
- ○ F018C25B001
- ● F018C25B012
- ● F018C25B013
- ● F018C25B018
- ● F018C25B025
- ● F018C25B030
- ● F018C25B033

Dali
- ○ F018C25D001
- ● F018C25D012
- ● F018C25D013
- ● F018C25D018
- ● F018C25D025
- ● F018C25D030
- ● F018C25D033

3000K

Non Dimmable
- ○ F018C35A001
- ● F018C35A012
- ● F018C35A013
- ● F018C35A018
- ● F018C35A025
- ● F018C35A030
- ● F018C35A033

1-10V
- ○ F018C35B001
- ● F018C35B012
- ● F018C35B013
- ● F018C35B018
- ● F018C35B025
- ● F018C35B030
- ● F018C35B033

Dali
- ○ F018C35D001
- ● F018C35D012
- ● F018C35D013
- ● F018C35D018
- ● F018C35D025
- ● F018C35D030
- ● F018C35D033

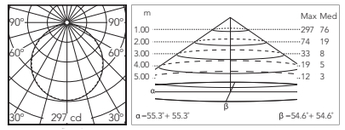

@3000K

In Vitro Suspension



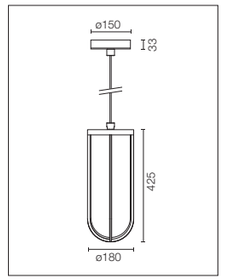

IP 66 · IK 10 · 2,6 Kg · LED INCL

Montage als Hängelampe. Lichtquelle im Lieferumfang enthalten. 220-240V -Netzteil zum Ein-/Ausschalten und Dimmen in spezieller Deckenbasis integriert. Maximale Länge des Hängekabellänge: 1000 mm.

Hanging version. Light source included. 220–240V ON/OFF or dimmable electrical power integrated within the dedicated ceiling attachment. Hanging cable length 1000 mm.

Led Edge Lighting: 13W - 1378 lm ≠ FIXT 799 lm - 2700K/CRI 80 - 220-240V / 13W - 1474 lm ≠ FIXT 855 lm - 3000K/CRI 80 - 220-240V

2700K

Non Dimmable
- ○ F018D25A001
- ● F018D25A012
- ● F018D25A013
- ● F018D25A018
- ● F018D25A025
- ● F018D25A030
- ● F018D25A033

1-10V
- ○ F018D25B001
- ● F018D25B012
- ● F018D25B013
- ● F018D25B018
- ● F018D25B025
- ● F018D25B030
- ● F018D25B033

Dali
- ○ F018D25D001
- ● F018D25D012
- ● F018D25D013
- ● F018D25D018
- ● F018D25D025
- ● F018D25D030
- ● F018D25D033

3000K

Non Dimmable
- ○ F018D35A001
- ● F018D35A012
- ● F018D35A013
- ● F018D35A018
- ● F018D35A025
- ● F018D35A030
- ● F018D35A033

1-10V
- ○ F018D35B001
- ● F018D35B012
- ● F018D35B013
- ● F018D35B018
- ● F018D35B025
- ● F018D35B030
- ● F018D35B033

Dali
- ○ F018D35D001
- ● F018D35D012
- ● F018D35D013
- ● F018D35D018
- ● F018D35D025
- ● F018D35D030
- ● F018D35D033

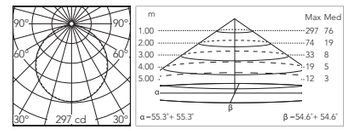

@3000K

Zubehör / Accessories

In Vitro Bollard

Überspannungsschutzgerät. 275 Vac. Maximaler Entladestrom 10KA (8 / 20us). Maximaler Betriebsstrom 5A. Geeignet für Reihenschaltung. IP66.	Surge protection device. 275Vac. Maximum discharge current 10KA (8/20us). Maximum operating current 5A. Suitable for series connection. IP66.	F990E00A000	 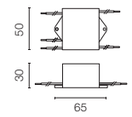
Verbindungssystem, IP68, 2-Wege-H2O-Antikondensat, 4-polig.	2 way terminal block 4 poles IP68 H2O Stop.	F990C00A000	 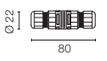
Einbaugehäuse für Bodenmontage.	Box for ground installation.	F018Z000000	 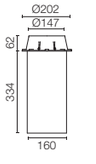

Mile

Designed by Antonio Citterio





Mile Wall



Mile Ceiling 1



Mile Bollard 1

Familie / Family

Mile Bollard 1 600

Mono / Double



Mile Bollard 2 600

Mono / Double



Mile Bollard 1 900

Mono / Double



Mile Bollard 2 900

Mono / Double



Mid - Power Led
4,9W
283 lm - 2700K/CRI 80
294 lm - 3000K/CRI 80
305 lm - 4000K/CRI 80

Mid - Power Led
9,8W
2x283 lm - 2700K/CRI 80
2x294 lm - 3000K/CRI 80
2x305 lm - 4000K/CRI 80

Mid - Power Led
7,8W
603 lm - 2700K/CRI 80
627 lm - 3000K/CRI 80
651 lm - 4000K/CRI 80

Mid - Power Led
15,6W
2x603 lm - 2700K/CRI 80
2x627 lm - 3000K/CRI 80
2x651 lm - 4000K/CRI 80

Ausführungen / Colours

*00 Primer

01 White



06 Grey



**12 Forest Green



18 Deep Brown



30 Black



33 Anthracite

* Nur für Wand-, Weg- und Deckenversionen. / Only for Wall, Path and Ceiling versions.
** Nur für Wand-, Poller- und Wegeversionen / Only for Wall, Bollard and Path versions.

Mile Path 1



Mid - Power Led
3,7W
up to 100 lm - 2700K/CRI 80
up to 104 lm - 3000K/CRI 80
up to 108 lm - 4000K/CRI 80

Mile Path 2



Mid - Power Led
7,6W
up to 100 lm - 2700K/CRI 80
up to 179 lm - 3000K/CRI 80
up to 172 lm - 4000K/CRI 80

Mile Wall 1

Up / Down / Up&Down



Mid - Power Led
4,9W
283 lm - 2700K/CRI 80
294 lm - 3000K/CRI 80
305 lm - 4000K/CRI 80

Mid - Power Led
8,1W
2x283 lm - 2700K/CRI 80
2x294 lm - 3000K/CRI 80
2x305 lm - 4000K/CRI 80

Washer

Up / Down / Up&Down

Mid - Power Led
4,9W
291 lm - 2700K/CRI 80
303 lm - 3000K/CRI 80
314 lm - 4000K/CRI 80

Mid - Power Led
8,1W
2x291 lm - 2700K/CRI 80
2x303 lm - 3000K/CRI 80
2x314 lm - 4000K/CRI 80

Mile Wall 2

Up / Down / Up&Down



Mid - Power Led
7,8W
603 lm - 2700K/CRI 80
627 lm - 3000K/CRI 80
651 lm - 4000K/CRI 80

Mid - Power Led
13,5W
2x603 lm - 2700K/CRI 80
2x627 lm - 3000K/CRI 80
2x651 lm - 4000K/CRI 80

Washer

Up / Down / Up&Down

Mid - Power Led
6,4W
453 lm - 2700K/CRI 80
471 lm - 3000K/CRI 80
489 lm - 4000K/CRI 80

Mid - Power Led
10,5W
2x453 lm - 2700K/CRI 80
2x471 lm - 3000K/CRI 80
2x489 lm - 4000K/CRI 80

Mile Ceiling 1



Mile Ceiling 2



Mile Recessed 1



Mid - Power Led
11W
736 lm - 2700K/CRI 80
759 lm - 3000K/CRI 80
791 lm - 4000K/CRI 80

Mile Recessed 2



Mid - Power Led
15W
1032 lm - 2700K/CRI 80
1344 lm - 3000K/CRI 80
1400 lm - 4000K/CRI 80

Beschreibung

Mile Bollard
Kollektion von Außenpollern mit einem strengen und minimalistischen Design mit LED-Lichtquelle, passend zu den Wandversionen.
Poller in unidirektionaler oder bidirektionaler Ausführung, erhältlich in zwei Höhen und zwei Breiten, abhängig von der Lichtquelle und der gewünschten Leistung, gekennzeichnet durch einen robusten Rahmen aus stranggepresstem Aluminium ohne sichtbare Schrauben, mit erhöhtem Sockel auf dem Boden für eine einfachere und schnellere Installation. Die Kopfbefestigungsschrauben sind aus rostfreiem Stahl AISI 316L gefertigt.
Erhältlich in verschiedenen Ausführungen mit zweischichtiger Pulverbeschichtung und chemischer Umwandlungsbehandlung zum Schutz vor Korrosion.
Der Diffusor ist aus UV-stabilisiertem, transparentem Polycarbonat gefertigt.
Der asymmetrische Reflektorschirm besteht aus reinem Aluminium, oxidiert und poliert, und enthält die LED-Quelle in einer rückwärtigen Position, um Direktblendung zu reduzieren; der asymmetrische, nach unten gerichtete Lichtaustritt macht die Leuchte konform mit den aktuellen Gesetzen zur Lichtverschmutzung.
Die Bollard-Versionen können auf jedem Boden mit Dübeln oder unter Verwendung der als Zubehör mitgelieferten Ankerplatte einfach auf dem Boden installiert werden, so dass die Basis des Produkts vollständig in den Boden integriert ist.

Mile Path
Kollektion von Außenwandleuchten mit strengem, minimalistischem Design und LED-Lichtquelle, die mit den Wall- und Bollard-Versionen kombiniert werden können.
Erhältlich in zwei Größen und in verschiedenen Ausführungen mit einer zweischichtigen Pulverbeschichtung.
Die Primer-Version muss nach der Installation mit den typischen Farben auf Wasserbasis (Tempera, Stuck, Wasserfarben) gestrichen werden, um eine maximale Integration in die Architektur zu gewährleisten.
Die Befestigungsschrauben sind aus rostfreiem Stahl AISI 316L.
Der Diffusor ist aus UV-stabilisiertem, transparentem Polycarbonat gefertigt.
Der asymmetrische Reflektorschirm besteht aus schwarz lackiertem Aluminium, um Direktblendung durch Reflexionen zu reduzieren, und enthält die LED-Quelle in einer rückwärtigen Position; der asymmetrische Lichtaustritt nach unten macht die Leuchte konform mit den aktuellen Gesetzen zur Lichtverschmutzung.
Inklusive Wandhalterung.

Mile Wall
Komplette Familie von Wandleuchten mit strengem und minimalistischem Design und LED-Lichtquelle. Das Design zeichnet sich durch einen Aluminiumdruckgussrahmen mit sehr geringem Kupferanteil und guten mechanischen Eigenschaften in Kombination mit guter Korrosionsbeständigkeit dank der chemischen Umwandlungsbehandlung der Oberfläche aus.
Erhältlich in zwei Größen und in verschiedenen Ausführungen mit einer zweischichtigen Pulverbeschichtung.
Die Primer-Version muss nach der Installation mit den typischen Farben auf Wasserbasis (Tempera, Stuck, Wasserfarben) gestrichen werden, um eine maximale Integration in die Architektur zu gewährleisten.
Die Befestigungsschrauben sind aus rostfreiem Stahl AISI 316L gefertigt. Der Diffusor, der perfekt koplanar mit dem Zierband ist, besteht aus transparentem Polycarbonat, UV-stabilisiert.
Der asymmetrische Reflektorschirm besteht aus reinem Aluminium, oxidiert und poliert, und enthält die LED-Quelle in einer rückwärtigen Position, um Direktblendung zu reduzieren.
Die asymmetrische Optik ist so konzipiert, dass sie ein breites Spektrum an Lichtleistung und einen flexiblen Einsatz in unterschiedlichen architektonischen Kontexten gewährleistet. Es sind einfach abstrahlende Versionen mit nach oben oder nach unten gerichtetem Licht und doppelt abstrahlende Versionen erhältlich. Jede Version ist in zwei verschiedenen Beleuchtungslösungen erhältlich: als Wall-Washer oder als asymmetrische Beleuchtung, z. B. im Fall von Veranden oder Foyers, wobei die Version mit nach oben gerichtetem Licht die Decke selbst zum Diffusor macht und absoluten Komfort bietet. Die Doppelemissionsversion ist sowohl mit identischer Optik als auch mit gemischter asymmetrischer Optik + Washer erhältlich.

Mile Ceiling
Kollektion von Deckenleuchten für den Außenbereich mit einem strengen und minimalistischen Design mit LED-Lichtquelle, die mit den Wall-, Bollard- und Path-Versionen kombiniert werden können.
Erhältlich in zwei verschiedenen Größen und in verschiedenen Ausführungen mit einer zweischichtigen Pulverbeschichtung.
Die Primer-Version muss nach der Installation mit typischen Farben auf Wasserbasis (Tempera, Stuck, Wasserfarben) gestrichen werden, um eine maximale Integration in die Architektur zu gewährleisten.
Die optische Einheit wurde speziell entwickelt, um maximalen Sehkomfort und eine Reduzierung der Direktblendung zu gewährleisten, ohne dabei die Effizienz zu beeinträchtigen: Die Lichtquelle besteht aus rückseitigen Power-LEDs, die transparenten Polycarbonat-Linsen sorgen für einen kontrollierten und homogenen Lichtstrahl, und die konischen Reflektoren aus glänzend schwarzem Polycarbonat bieten eine Abschirmung mit extremen Abblendwinkeln, und das alles bei reduzierter Größe.
Die optische Einheit ist in vier verschiedenen Ausstrahlungswinkeln erhältlich, was einen breiten Einsatzbereich und Flexibilität in den unterschiedlichsten architektonischen Kontexten ermöglicht: Sowohl bei intensiven Strahlen als auch bei diffusen Lichteffekten ist die optische Kontrolle immer hervorragend und Störlicht ist völlig ausgeschlossen.
Die Befestigungsschrauben sind aus rostfreiem Stahl AISI 316L gefertigt. Inklusive Deckenhalterung.

Mile Recessed
Kollektion von Einbaudeckenleuchten für den Außenbereich mit strengem, minimalistischem Design und LED-Lichtquelle, die mit den Ceiling-, Wall-, Bollard- und Path-Versionen kombiniert werden können.
Erhältlich in zvei verschiedenen Größen und in verschiedenen Ausführungen mit einer zweischichtigen Pulverbeschichtung.
Die Primer-Version muss nach der Installation mit den typischen Farben auf Wasserbasis (Tempera, Stuck, Wasserfarben) gestrichen werden, um eine maximale Integration in die Architektur zu gewährleisten.
Wie bei den Deckenversionen wurde die optische Einheit speziell entwickelt, um maximalen Sehkomfort und die Reduzierung der Direktblendung zu gewährleisten, ohne dabei die Effizienz zu beeinträchtigen: Die Lichtquelle besteht aus rückwärtigen Power-LEDs, die transparenten Polycarbonat-Linsen sorgen für einen kontrollierten und homogenen Lichtstrahl, und die konischen Reflektoren aus glänzend schwarzem Polycarbonat bieten eine Abschirmung mit extremen Abblendwinkeln, und das alles bei reduzierter Größe.
Die optische Einheit ist in vier verschiedenen Ausstrahlungswinkeln erhältlich, was einen breiten Einsatzbereich und Flexibilität in den unterschiedlichsten architektonischen Kontexten ermöglicht: Sowohl bei intensiven Strahlen als auch bei diffusen Lichteffekten ist die optische Kontrolle immer hervorragend und Störlicht ist völlig ausgeschlossen.
Die Leuchte kann in Zwischendecken mit Federn eingebaut werden. Der Anschlagrahmen mit minimaler Dicke ermöglicht einen perfekten ästhetischen Abschluss der Leuchte in der Decke.
Die verzinkte Stahlschalung zum Betonieren ist als Zubehör für Ziegel- oder Stahlbetondecken erhältlich.

Description

Mile Bollard
Collection of outdoor bollards with a rigorous, minimal design and LED light source that can be combined with wall versions.
Uni- or bi-directional bollard version, available in two heights and widths, based on light source and power requirements.
The rigid frame is made of extruded aluminum with no visible screws, and the base rises above the ground for a quick, simple installation. The head anchoring hardware is made of AISI 316L stainless steel.
Available in various finishes with a double layer of powder coating and chemical conversion treatment to protect it against corrosion.
The diffuser is made of transparent, UV-stabilized polycarbonate.
The asymmetric reflecting screen is made of pure, oxidized and polished aluminum, with LED source in a rear position to reduce direct glare. The downward, asymmetric light emission ensures the luminaire's compliance with existing light pollution laws.
Bollard versions may be easily installed on any flooring on the ground with anchors, or with the dedicated anchoring plate accessory to completely integrate the base of the product with the pavement.

Mile Path
Collection of outdoor wall luminaires with a rigorous, minimal design and LED light source that can be combined with wall and bollard versions.
Available in two sizes and various finishes with a double layer of powder coating.
Primer version to be painted after installation with regular water-based colors (tempera, stucco, water-based paints) to ensure flawless integration with the building.
The anchoring hardware is made of AISI 316L stainless steel.
Diffuser is made of transparent, UV-stabilized polycarbonate.
The asymmetric, reflecting screen is made of aluminum painted in black to reduce direct glare from reflections. It holds the LED source in a rear position. The downward, asymmetric light emission ensures the luminaire's compliance with existing light pollution laws. Wall mounting bracket included.

Mile Wall
Complete family of wall luminaires with a rigorous, minimal design with LED light source, a design characterized by a die-cast aluminum trim with very low copper content and good mechanical features combined with good resistance against corrosion thanks to the surface chemical conversion treatment.
Available in two sizes and various finishes with a double layer of powder coating.
Primer version to be painted after installation with regular water-based colors (tempera, stucco, water-based paints) to ensure flawless integration with the building.
The anchoring hardware is made of AISI 316L stainless steel.
The diffuser is perfectly flush with the decorative band and is made of transparent, UV-stabilized polycarbonate.
The asymmetric, reflecting screen is made of pure, oxidized and polished aluminum, with LED source in a rear position to reduce direct glare.
Its asymmetrical optical unit is designed to ensure a wide range of lighting features and flexible use in different architectural settings. Single-emission version directing light upwards or downwards and dual-emission version available.
Each version is available in two different lighting solutions: wall-washer lighting or asymmetric lighting. For instance, by using the version with light directed upwards in porticos or entrance halls, the ceiling itself becomes a diffuser, offering absolute comfort. Dual emission version is available with both identical optical units and mixed, asymmetric + washer optical units.

Mile Ceiling
Outdoor ceiling-mounted lights collection, with a rigorous, minimal design and LED light source that can be combined with wall, bollard and path versions.
Available in two different sizes and various finishes with a double layer of powder coating.
Primer version to be painted after installation with regular water-based colors (tempera, stucco, water-based paints) to ensure flawless integration with the building.
The optical unit is specifically designed to ensure maximum visual comfort and direct glare reduction without compromising overall efficiency: the light source comprises rear power LEDs; its transparent polycarbonate lenses ensure a controlled and homogeneous beam of light; and the glossy black polycarbonate cone reflectors provide an extreme, sharp-angled screening, all in a small footprint.
The optical unit is available in four different beam angles, allowing a wide range of uses and flexibility in the most varied architectural settings: both in the case of intense beams and diffuse light effects, optical control is always exceptional and spurious light is totally absent.
The anchoring hardware is made of AISI 316L stainless steel.
Ceiling mounting bracket included.

Mile Recessed
Collection of outdoor, ceiling-mounted, recessed lights with a rigorous, minimal design and LED light source that can be combined with ceiling, wall, bollard and path versions.
Available in two different sizes and various finishes with a double layer of powder coating.
Primer version to be painted after installation with regular water-based colors (tempera, stucco, water-based paints) to ensure flawless integration with the building.
As in ceiling versions, the optical unit is specifically designed to ensure maximum visual comfort and direct glare reduction without compromising overall efficiency: the light source comprises rear power LEDs; its transparent polycarbonate lenses ensure a controlled and homogeneous beam of light; and the glossy black polycarbonate cone reflectors provide an extreme, sharp-angled screening, all in a small footprint.
The optical unit is available in four different beam angles, allowing a wide range of uses and flexibility in the most varied architectural settings: both in the case of intense beams and diffuse light effects, optical control is always exceptional and spurious light is totally absent.
The luminaire can be installed in a drop ceiling using the supplied springs. The minimal thickness of the stop frame allows a perfect, aesthetic finish of the luminaire in the ceiling.
The accessory box for installation in galvanized steel for concreting is available for brick or reinforced concrete ceilings.

Mile Bollard 1 600 Mono



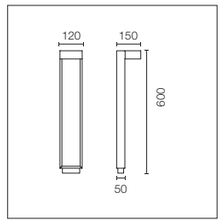

IK 07 · IP 65 · 2 Kg · LED INCL

LED-Lichtquelle im Lieferumfang enthalten. Integriertes 220-240V Netzteil zum Ein-/ Ausschalten. Ausgestattet mit einem Ausgangskabelteil aus Neopren und einem 2-Wege-H_2O-Kondensationsschutzsystem (IP68). Das Gerät kann mit Dübeln auf jedem Boden installiert werden. Die Befestigungsplatte für die Installation auf einem Boden, auf dem eine Bodenplatte verlegt werden soll, muss separat bestellt werden.

LED light source included. Integrated 220-240V ON/OFF electrical power. Equipped with a length of neoprene cable and an IP68 2-way anti-condensation H_2O stop seal system. The device may be installed on any flooring with anchors. Anchoring plate for installation on flooring laid over concrete sold separately.

Mid - Power Led: 4,9W - 427 lm ≠ FIXT 283 lm - 2700K/CRI 80 - 220-240V / 4,9W - 445 lm ≠ FIXT 294 lm - 3000K/CRI 80 - 220-240V / 4,9W - 462 lm ≠ FIXT 305 lm - 4000K/CRI 80 - 220-240V

2700K	3000K	4000K
F015G21A001	F015G31A001	F015G41A001
F015G21A006	F015G31A006	F015G41A006
F015G21A012	F015G31A012	F015G41A012
F015G21A018	F015G31A018	F015G41A018
F015G21A030	F015G31A030	F015G41A030
F015G21A033	F015G31A033	F015G41A033

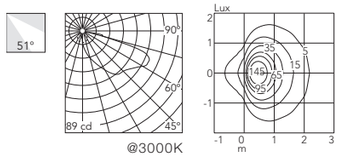

Mile Bollard 1 600 Double



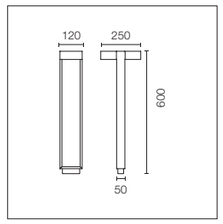

IK 07 · IP 65 · 2,5 Kg · LED INCL

LED-Lichtquelle im Lieferumfang enthalten. Integriertes 220-240V Netzteil zum Ein-/ Ausschalten. Ausgestattet mit einem Ausgangskabelteil aus Neopren und einem 2-Wege-H_2O-Kondensationsschutzsystem (IP68). Das Gerät kann mit Dübeln auf jedem Boden installiert werden. Die Befestigungsplatte für die Installation auf einem Boden, auf dem eine Bodenplatte verlegt werden soll, muss separat bestellt werden.

LED light source included. Integrated 220-240V ON/OFF electrical power. Equipped with a length of neoprene cable and an IP68 2-way anti-condensation H_2O stop seal system. The device may be installed on any flooring with anchors. Anchoring plate for installation on flooring laid over concrete sold separately.

Mid - Power Led: 9,8W - 2x427 lm ≠ FIXT 2x283 lm - 2700K/CRI 80 - 220-240V / 9,8W - 2x445 lm ≠ FIXT 2x294 lm - 3000K/CRI 80 - 220-240V / 9,8W - 2x462 lm ≠ FIXT 2x305 lm - 4000K/CRI 80 - 220-240V

2700K	3000K	4000K
F015G22A001	F015G32A001	F015G42A001
F015G22A006	F015G32A006	F015G42A006
F015G22A012	F015G32A012	F015G42A012
F015G22A018	F015G32A018	F015G42A018
F015G22A030	F015G32A030	F015G42A030
F015G22A033	F015G32A033	F015G42A033

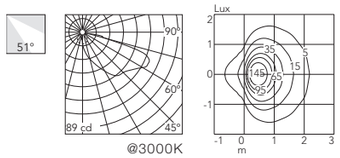

Mile Bollard 1 900 Mono



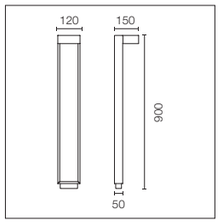

IK 07 · IP 65 · 2,7 Kg · LED INCL

LED-Lichtquelle im Lieferumfang enthalten. Integriertes 220-240V Netzteil zum Ein-/ Ausschalten. Ausgestattet mit einem Ausgangskabelteil aus Neopren und einem 2-Wege-H_2O-Kondensationsschutzsystem (IP68). Das Gerät kann mit Dübeln auf jedem Boden installiert werden. Die Befestigungsplatte für die Installation auf einem Boden, auf dem eine Bodenplatte verlegt werden soll, muss separat bestellt werden.

LED light source included. Integrated 220-240V ON/OFF electrical power. Equipped with a length of neoprene cable and an IP68 2-way anti-condensation H_2O stop seal system. The device may be installed on any flooring with anchors. Anchoring plate for installation on flooring laid over concrete sold separately.

Mid - Power Led: 4,9W - 427 lm ≠ FIXT 283 lm - 2700K/CRI 80 - 220-240V / 4,9W - 445 lm ≠ FIXT 294 lm - 3000K/CRI 80 - 220-240V / 4,9W - 462 lm ≠ FIXT 305 lm - 4000K/CRI 80 - 220-240V

2700K	3000K	4000K
F015H21A001	F015H31A001	F015H41A001
F015H21A006	F015H31A006	F015H41A006
F015H21A012	F015H31A012	F015H41A012
F015H21A018	F015H31A018	F015H41A018
F015H21A030	F015H31A030	F015H41A030
F015H21A033	F015H31A033	F015H41A033

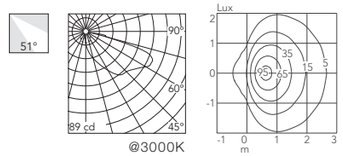

Mile Bollard 1 900 Double



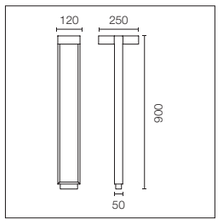

IK 07 · IP 65 · 3,2 Kg · LED INCL

LED-Lichtquelle im Lieferumfang enthalten. Integriertes 220-240V Netzteil zum Ein-/ Ausschalten. Ausgestattet mit einem Ausgangskabelteil aus Neopren und einem 2-Wege-H_2O-Kondensationsschutzsystem (IP68). Das Gerät kann mit Dübeln auf jedem Boden installiert werden. Die Befestigungsplatte für die Installation auf einem Boden, auf dem eine Bodenplatte verlegt werden soll, muss separat bestellt werden.

LED light source included. Integrated 220-240V ON/OFF electrical power. Equipped with a length of neoprene cable and an IP68 2-way anti-condensation H_2O stop seal system. The device may be installed on any flooring with anchors. Anchoring plate for installation on flooring laid over concrete sold separately.

Mid - Power Led: 9,8W - 2x427 lm ≠ FIXT 2x283 lm - 2700K/CRI 80 - 220-240V / 9,8W - 2x445 lm ≠ FIXT 2x294 lm - 3000K/CRI 80 - 220-240V / 9,8W - 2x462 lm ≠ FIXT 2x305 lm - 4000K/CRI 80 - 220-240V

2700K	3000K	4000K
F015H22A001	F015H32A001	F015H42A001
F015H22A006	F015H32A006	F015H42A006
F015H22A012	F015H32A012	F015H42A012
F015H22A018	F015H32A018	F015H42A018
F015H22A030	F015H32A030	F015H42A030
F015H22A033	F015H32A033	F015H42A033

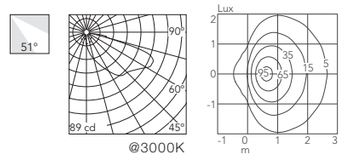

Mile Bollard 2 600 Mono



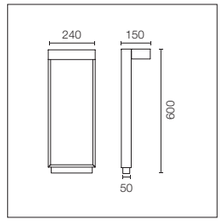

CE | IK 07 | IP 65 | 3,3 Kg | LED INCL

LED-Lichtquelle im Lieferumfang enthalten. Integriertes 220-240V Netzteil zum Ein-/Ausschalten. Ausgestattet mit einem Ausgangskabelteil aus Neopren und einem 2-Wege-H_2O-Kondensationsschutzsystem (IP68). Das Gerät kann mit Dübeln auf jedem Boden installiert werden. Die Befestigungsplatte für die Installation auf einem Boden, auf dem eine Bodenplatte verlegt werden soll, muss separat bestellt werden.

LED light source included. Integrated 220-240V ON/OFF electrical power. Equipped with a length of neoprene cable and an IP68 2-way anti-condensation H_2O stop seal system. The device may be installed on any flooring with anchors. Anchoring plate for installation on flooring laid over concrete sold separately.

Mid - Power Led: 7,8W - 838 lm ≠ FIXT 603 lm - 2700K/CRI 80 - 220-240V / 7,8W - 872 lm ≠ FIXT 627 lm - 3000K/CRI 80 - 220-240V / 7,8W - 905 lm ≠ FIXT 651 lm - 4000K/CRI 80 - 220-240V

2700K
Non Dimmable
- ○ F015J21A001
- ● F015J21A006
- ● F015J21A012
- ● F015J21A018
- ● F015J21A030
- ● F015J21A033

1-10V
- ○ F015J21B001
- ● F015J21B006
- ● F015J21B012
- ● F015J21B018
- ● F015J21B030
- ● F015J21B033

Dali
- ○ F015J21D001
- ● F015J21D006
- ● F015J21D012
- ● F015J21D018
- ● F015J21D030
- ● F015J21D033

3000K
Non Dimmable
- ○ F015J31A001
- ● F015J31A006
- ● F015J31A012
- ● F015J31A018
- ● F015J31A030
- ● F015J31A033

1-10V
- ○ F015J31B001
- ● F015J31B006
- ● F015J31B012
- ● F015J31B018
- ● F015J31B030
- ● F015J31B033

Dali
- ○ F015J31D001
- ● F015J31D006
- ● F015J31D012
- ● F015J31D018
- ● F015J31D030
- ● F015J31D033

4000K
Non Dimmable
- ○ F015J41A001
- ● F015J41A006
- ● F015J41A012
- ● F015J41A018
- ● F015J41A030
- ● F015J41A033

1-10V
- ○ F015J41B001
- ● F015J41B006
- ● F015J41B012
- ● F015J41B018
- ● F015J41B030
- ● F015J41B033

Dali
- ○ F015J41D001
- ● F015J41D006
- ● F015J41D012
- ● F015J41D018
- ● F015J41D030
- ● F015J41D033

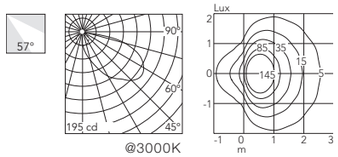

Mile Bollard 2 600 Double



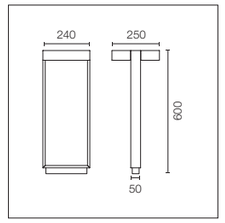

CE | IK 07 | IP 65 | 4,1 Kg | LED INCL

LED-Lichtquelle im Lieferumfang enthalten. Integriertes 220-240V Netzteil zum Ein-/Ausschalten. Ausgestattet mit einem Ausgangskabelteil aus Neopren und einem 2-Wege-H_2O-Kondensationsschutzsystem (IP68). Das Gerät kann mit Dübeln auf jedem Boden installiert werden. Die Befestigungsplatte für die Installation auf einem Boden, auf dem eine Bodenplatte verlegt werden soll, muss separat bestellt werden.

LED light source included. Integrated 220-240V ON/OFF electrical power. Equipped with a length of neoprene cable and an IP68 2-way anti-condensation H_2O stop seal system. The device may be installed on any flooring with anchors. Anchoring plate for installation on flooring laid over concrete sold separately.

Mid - Power Led: 15,6W - 2x838 lm ≠ FIXT 2x603 lm - 2700K/CRI 80 - 220-240V / 15,6W - 2x872 lm ≠ FIXT 2x627 lm - 3000K/CRI 80 - 220-240V / 15,6W - 2x905 lm ≠ FIXT 2x651 lm - 4000K/CRI 80 - 220-240V

2700K
Non Dimmable
- ○ F015J22A001
- ● F015J22A006
- ● F015J22A012
- ● F015J22A018
- ● F015J22A030
- ● F015J22A033

1-10V
- ○ F015J22B001
- ● F015J22B006
- ● F015J22B012
- ● F015J22B018
- ● F015J22B030
- ● F015J22B033

Dali
- ○ F015J22D001
- ● F015J22D006
- ● F015J22D012
- ● F015J22D018
- ● F015J22D030
- ● F015J22D033

3000K
Non Dimmable
- ○ F015J32A001
- ● F015J32A006
- ● F015J32A012
- ● F015J32A018
- ● F015J32A030
- ● F015J32A033

1-10V
- ○ F015J32B001
- ● F015J32B006
- ● F015J32B012
- ● F015J32B018
- ● F015J32B030
- ● F015J32B033

Dali
- ○ F015J32D001
- ● F015J32D006
- ● F015J32D012
- ● F015J32D018
- ● F015J32D030
- ● F015J32D033

4000K
Non Dimmable
- ○ F015J42A001
- ● F015J42A006
- ● F015J42A012
- ● F015J42A018
- ● F015J42A030
- ● F015J42A033

1-10V
- ○ F015J42B001
- ● F015J42B006
- ● F015J42B012
- ● F015J42B018
- ● F015J42B030
- ● F015J42B033

Dali
- ○ F015J42D001
- ● F015J42D006
- ● F015J42D012
- ● F015J42D018
- ● F015J42D030
- ● F015J42D033

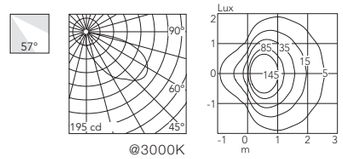

Mile Bollard 2 900 Mono



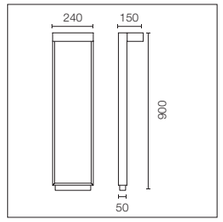

IK 07 · IP 65 · 4 Kg · LED INCL

LED-Lichtquelle im Lieferumfang enthalten. 220-240V Netzteil zum Ein-/Ausschalten und 1-10V-Dimmer oder DALI integriert. Ausgestattet mit einem Ausgangskabelteil aus Neopren und einem 2-Wege-H_2O-Kondensationsschutzsystem (IP68). Das Gerät kann mit Dübeln auf jedem Boden installiert werden. Die Befestigungsplatte für die Installation auf einem Boden, auf dem eine Bodenplatte verlegt werden soll, muss separat bestellt werden.

LED light source included. Integrated 220-240V ON/OFF and 1-10V or DALI dimmable electrical power. Equipped with a length of neoprene cable and an IP68 2-way anti-condensation H_2O stop seal system. The device may be installed on any flooring with anchors. Anchoring plate for installation on flooring laid over concrete sold separately.

Mid - Power Led: 7,8W - 838 lm ≠ FIXT 603 lm - 2700K/CRI 80 - 220-240V / 7,8W - 872 lm ≠ FIXT 627 lm - 3000K/CRI 80 - 220-240V / 7,8W - 905 lm ≠ FIXT 651 lm - 4000K/CRI 80 - 220-240V

2700K
Non Dimmable
- F015K21A001
- F015K21A006
- F015K21A012
- F015K21A018
- F015K21A030
- F015K21A033

1-10V
- F015K21B001
- F015K21B006
- F015K21B012
- F015K21B018
- F015K21B030
- F015K21B033

Dali
- F015K21D001
- F015K21D006
- F015K21D012
- F015K21D018
- F015K21D030
- F015K21D033

3000K
Non Dimmable
- F015K31A001
- F015K31A006
- F015K31A012
- F015K31A018
- F015K31A030
- F015K31A033

1-10V
- F015K31B001
- F015K31B006
- F015K31B012
- F015K31B018
- F015K31B030
- F015K31B033

Dali
- F015K31D001
- F015K31D006
- F015K31D012
- F015K31D018
- F015K31D030
- F015K31D033

4000K
Non Dimmable
- F015K41A001
- F015K41A006
- F015K41A012
- F015K41A018
- F015K41A030
- F015K41A033

1-10V
- F015K41B001
- F015K41B006
- F015K41B012
- F015K41B018
- F015K41B030
- F015K41B033

Dali
- F015K41D001
- F015K41D006
- F015K41D012
- F015K41D018
- F015K41D030
- F015K41D033

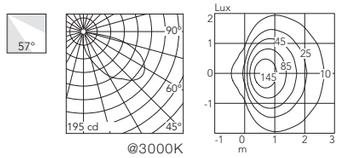

Mile Bollard 2 900 Double



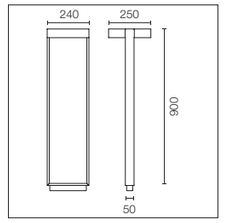

IK 07 · IP 65 · 4,8 Kg · LED INCL

LED-Lichtquelle im Lieferumfang enthalten. 220-240V Netzteil zum Ein-/Ausschalten und 1-10V-Dimmer oder DALI integriert. Ausgestattet mit einem Ausgangskabelteil aus Neopren und einem 2-Wege-H_2O-Kondensationsschutzsystem (IP68). Das Gerät kann mit Dübeln auf jedem Boden installiert werden. Die Befestigungsplatte für die Installation auf einem Boden, auf dem eine Bodenplatte verlegt werden soll, muss separat bestellt werden.

LED light source included. Integrated 220-240V ON/OFF electrical power. Equipped with a length of neoprene cable and an IP68 2-way anti-condensation H_2O stop seal system. The device may be installed on any flooring with anchors. Anchoring plate for installation on flooring laid over concrete sold separately.

Mid - Power Led: 15,6W - 2x838 lm ≠ FIXT 2x603 lm - 2700K/CRI 80 - 220-240V / 15,6W - 2x872 lm ≠ FIXT 2x627 lm - 3000K/CRI 80 - 220-240V / 15,6W - 2x905 lm ≠ FIXT 2x651 lm - 4000K/CRI 80 - 220-240V

2700K
Non Dimmable
- F015K22A001
- F015K22A006
- F015K22A012
- F015K22A018
- F015K22A030
- F015K22A033

1-10V
- F015K22B001
- F015K22B006
- F015K22B012
- F015K22B018
- F015K22B030
- F015K22B033

Dali
- F015K22D001
- F015K22D006
- F015K22D012
- F015K22D018
- F015K22D030
- F015K22D033

3000K
Non Dimmable
- F015K32A001
- F015K32A006
- F015K32A012
- F015K32A018
- F015K32A030
- F015K32A033

1-10V
- F015K32B001
- F015K32B006
- F015K32B012
- F015K32B018
- F015K32B030
- F015K32B033

Dali
- F015K32D001
- F015K32D006
- F015K32D012
- F015K32D018
- F015K32D030
- F015K32D033

4000K
Non Dimmable
- F015K42A001
- F015K42A006
- F015K42A012
- F015K42A018
- F015K42A030
- F015K42A033

1-10V
- F015K42B001
- F015K42B006
- F015K42B012
- F015K42B018
- F015K42B030
- F015K42B033

Dali
- F015K42D001
- F015K42D006
- F015K42D012
- F015K42D018
- F015K42D030
- F015K42D033

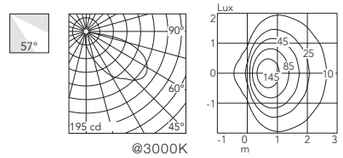

Mile Bollard: Zubehör / Accessories

Stiftschraubenplatte.	Base plate with bolt.	Bollard 1 F015Z000000	
Stiftschraubenplatte.	Base plate with bolt.	Bollard 2 F015Z010000	
Überspannungsschutzgerät. 275 Vac. Maximaler Entladestrom 10KA (8 / 20us). Maximaler Betriebsstrom 5A. Geeignet für Reihenschaltung. IP66.	Surge protection device. 275Vac. Maximum discharge current 10KA (8/20us). Maximum operating current 5A. Suitable for series connection. IP66.	F990E00A000	

Mile Path 1



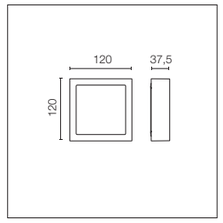

IP 66 · 0,5 Kg · IK 10 · LED INCL

Inklusive LED-Lichtquelle.
Integrierte 220-240V ON/OFF-Stromversorgung.
Ausgestattet mit doppelter Kabeldurchführung für Ein- und Ausgangsanschluss. Inklusive Befestigungshalterung.

LED light source included.
Integrated 220–240 V ON/OFF electrical power.
Equipped with double cable gland for inlet and outlet connection. Fixing bracket included.

Mid - Power Led: 4,9W - 422 lm ≠ FIXT 100 lm - 2700K/CRI>80 - 220-240V / 4,9W - 439 lm ≠ FIXT 104 lm - 3000K/CRI>80 - 220-240V / 4,9W - 456 lm ≠ FIXT 108 lm - 4000/CRI>80 - 220-240V

2700K
- ○ F015L20A000
- ○ F015L20A001
- ● F015L20A006
- ● F015L20A012
- ● F015L20A018
- ● F015L20A030
- ● F015L20A033

3000K
- ○ F015L30A000
- ○ F015L30A001
- ● F015L30A006
- ● F015L30A012
- ● F015L30A018
- ● F015L30A030
- ● F015L30A033

4000K
- ○ F015L40A000
- ○ F015L40A001
- ● F015L40A006
- ● F015L40A012
- ● F015L40A018
- ● F015L40A030
- ● F015L40A033

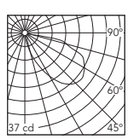

@3000K

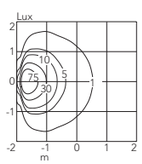

* Vorläufige technische Daten und Fotometrien. / Preliminary technical specs and photometries.

Mile Path 2



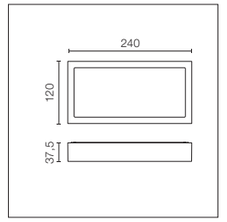

IP 66 · 0,8 Kg · IK 10 · LED INCL

Inklusive LED-Lichtquelle. Integrierte Spannungsversorgung 220-240V ON/OFF oder dimmbar 1-10V / DALI.
Ausgestattet mit Kabelverschraubung für IP-dichten Sicherheitsanschluss.
Inklusive Befestigungshalterung.

LED light source included.
Integrated 220-240V ON/OFF and 1-10V/DALI dimmable electrical power.
Equipped with a cable gland for safety connection with IP tightness. Fixing bracket included.

Mid - Power Led: 7,6W - 818 lm≠ FIXT 172 lm - 2700K/CRI>80 - 220-240V / 7,6W - 850 lm ≠ FIXT 179 lm - 3000K/CRI>80 - 220-240V / 7,6W - 883 lm ≠ FIXT 186 lm - 4000/CRI>80 - 220-240V

2700K
Non Dimmable
- ○ F015M20A000
- ○ F015M20A001
- ● F015M20A006
- ● F015M20A012
- ● F015M20A018
- ● F015M20A030
- ● F015M20A033

1-10V
- ○ F015M20B000
- ○ F015M20B001
- ● F015M20B006
- ● F015M20B012
- ● F015M20B018
- ● F015M20B030
- ● F015M20B033

Dali
- ○ F015M20D000
- ○ F015M20D001
- ● F015M20D006
- ● F015M20D012
- ● F015M20D018
- ● F015M20D030
- ● F015M20D033

3000K
Non Dimmable
- ○ F015M30A000
- ○ F015M30A001
- ● F015M30A006
- ● F015M30A012
- ● F015M30A018
- ● F015M30A030
- ● F015M30A033

1-10V
- ○ F015M30B000
- ○ F015M30B001
- ● F015M30B006
- ● F015M30B012
- ● F015M30B018
- ● F015M30B030
- ● F015M30B033

Dali
- ○ F015M30D000
- ○ F015M30D001
- ● F015M30D006
- ● F015M30D012
- ● F015M30D018
- ● F015M30D030
- ● F015M30D033

4000K
Non Dimmable
- ○ F015M40A000
- ○ F015M40A001
- ● F015M40A006
- ● F015M40A012
- ● F015M40A018
- ● F015M40A030
- ● F015M40A033

1-10V
- ○ F015M40B000
- ○ F015M40B001
- ● F015M40B006
- ● F015M40B012
- ● F015M40B018
- ● F015M40B030
- ● F015M40B033

Dali
- ○ F015M40D000
- ○ F015M40D001
- ● F015M40D006
- ● F015M40D012
- ● F015M40D018
- ● F015M40D030
- ● F015M40D033

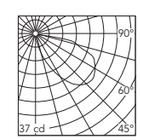

@3000K

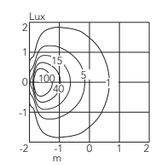

* Vorläufige technische Daten und Fotometrien. / Preliminary technical specs and photometries.

Mile Wall 1 Asymmetric Up



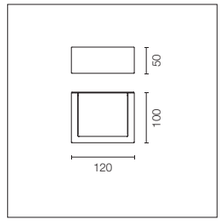

IP 65 · 0,5 Kg · IK 07 · LED INCL

LED-Lichtquelle im Lieferumfang enthalten. Integriertes 220-240V Netzteil zum Ein-/Ausschalten. Ausgestattet mit doppelter Kabelverschraubung für den Eingangs-/Ausgangsanschluss.

LED light source included. Integrated 220-240V ON/OFF electrical power. Equipped with double cable gland for electrical connection.

Mid - Power Led: 4,9W - 427 lm ≠ FIXT 283 lm - 2700K/CRI 80 - 220-240V / 4,9W - 445 lm ≠ FIXT 294 lm - 3000K/CRI 80 - 220-240V / 4,9W - 462 lm ≠ FIXT 305 lm - 4000K/CRI 80 - 220-240V

2700K	3000K	4000K
○ F015A21A000	○ F015A31A000	○ F015A41A000
○ F015A21A001	○ F015A31A001	○ F015A41A001
● F015A21A006	● F015A31A006	● F015A41A006
● F015A21A012	● F015A31A012	● F015A41A012
● F015A21A018	● F015A31A018	● F015A41A018
● F015A21A030	● F015A31A030	● F015A41A030
● F015A21A033	● F015A31A033	● F015A41A033

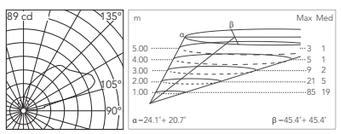

@3000K

Mile Wall 1 Asymmetric Down

IP 65 · 0,5 Kg · IK 07 · LED INCL

LED-Lichtquelle im Lieferumfang enthalten. Integriertes 220-240V Netzteil zum Ein-/Ausschalten. Ausgestattet mit doppelter Kabelverschraubung für den Eingangs-/Ausgangsanschluss.

LED light source included. Integrated 220-240V ON/OFF electrical power. Equipped with double cable gland for electrical connection.

Mid - Power Led: 4,9W - 427 lm ≠ FIXT 283 lm - 2700K/CRI 80 - 220-240V / 4,9W - 445 lm ≠ FIXT 294 lm - 3000K/CRI 80 - 220-240V / 4,9W - 462 lm ≠ FIXT 305 lm - 4000K/CRI 80 - 220-240V

2700K	3000K	4000K
○ F015A22A000	○ F015A32A000	○ F015A42A000
○ F015A22A001	○ F015A32A001	○ F015A42A001
● F015A22A006	● F015A32A006	● F015A42A006
● F015A22A012	● F015A32A012	● F015A42A012
● F015A22A018	● F015A32A018	● F015A42A018
● F015A22A030	● F015A32A030	● F015A42A030
● F015A22A033	● F015A32A033	● F015A42A033

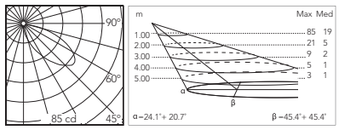

@3000K

Mile Wall 1 Washer Up



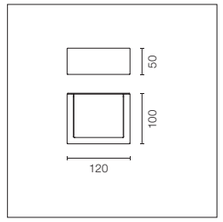

IP 65 · 0,5 Kg · IK 07 · LED INCL

LED-Lichtquelle im Lieferumfang enthalten. Integriertes 220-240V Netzteil zum Ein-/Ausschalten. Ausgestattet mit doppelter Kabelverschraubung für den Eingangs-/Ausgangsanschluss.

LED light source included. Integrated 220-240V ON/OFF electrical power. Equipped with double cable gland for electrical connection.

Mid - Power Led: 4,9W - 427 lm ≠ FIXT 291 lm - 2700K/CRI 80 - 220-240V / 4,9W - 445 lm ≠ FIXT 303 lm - 3000K/CRI 80 - 220-240V / 4,9W - 462 lm ≠ FIXT 314 lm - 4000K/CRI 80 - 220-240V

2700K	3000K	4000K
○ F015B21A000	○ F015B31A000	○ F015B41A000
○ F015B21A001	○ F015B31A001	○ F015B41A001
● F015B21A006	● F015B31A006	● F015B41A006
● F015B21A012	● F015B31A012	● F015B41A012
● F015B21A018	● F015B31A018	● F015B41A018
● F015B21A030	● F015B31A030	● F015B41A030
● F015B21A033	● F015B31A033	● F015B41A033

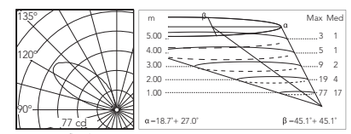

@3000K

Mile Wall 1 Washer Down



IP 65 · 0,5 Kg · IK 07 · LED INCL

LED-Lichtquelle im Lieferumfang enthalten. Integriertes 220-240V Netzteil zum Ein-/Ausschalten. Ausgestattet mit doppelter Kabelverschraubung für den Eingangs-/Ausgangsanschluss.

LED light source included. Integrated 220-240V ON/OFF electrical power. Equipped with double cable gland for electrical connection.

Mid - Power Led: 4,9W - 427 lm ≠ FIXT 291 lm - 2700K/CRI 80 - 220-240V / 4,9W - 445 lm ≠ FIXT 303 lm - 3000K/CRI 80 - 220-240V / 4,9W - 462 lm ≠ FIXT 314 lm - 4000K/CRI 80 - 220-240V

2700K	3000K	4000K
○ F015B22A000	○ F015B32A000	○ F015B42A000
○ F015B22A001	○ F015B32A001	○ F015B42A001
● F015B22A006	● F015B32A006	● F015B42A006
● F015B22A012	● F015B32A012	● F015B42A012
● F015B22A018	● F015B32A018	● F015B42A018
● F015B22A030	● F015B32A030	● F015B42A030
● F015B22A033	● F015B32A033	● F015B42A033

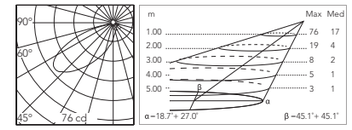

@3000K

Mile Wall 1 Asymmetric Up & Down



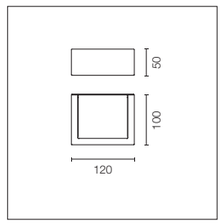

IP 65 · 0,5 Kg · IK 07 · LED INCL

LED-Lichtquelle im Lieferumfang enthalten. Integriertes 220-240V Netzteil zum Ein-/Ausschalten. Ausgestattet mit doppelter Kabelverschraubung für den Eingangs-/Ausgangsanschluss.

LED light source included. Integrated 220-240V ON/OFF electrical power. Equipped with double cable gland for electrical connection.

Mid - Power Led: 8,1W - 2x427 lm ≠ FIXT 2x291 lm - 2700K/CRI 80 - 220-240V / 8,1W - 2x445 lm ≠ FIXT 2x303 lm - 3000K/CRI 80 - 220-240V / 8,1W - 2x462 lm ≠ FIXT 2x314 lm - 4000K/CRI 80 - 220-240V

2700K	3000K	4000K
F015A23A000	F015A33A000	F015A43A000
F015A23A001	F015A33A001	F015A43A001
F015A23A006	F015A33A006	F015A43A006
F015A23A012	F015A33A012	F015A43A012
F015A23A018	F015A33A018	F015A43A018
F015A23A030	F015A33A030	F015A43A030
F015A23A033	F015A33A033	F015A43A033

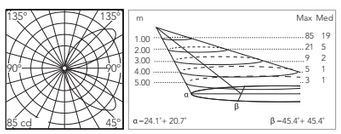

@3000K

Mile Wall 1 Washer Up & Down

IP 65 · 0,5 Kg · IK 07 · LED INCL

LED-Lichtquelle im Lieferumfang enthalten. Integriertes 220-240V Netzteil zum Ein-/Ausschalten. Ausgestattet mit doppelter Kabelverschraubung für den Eingangs-/Ausgangsanschluss.

LED light source included. Integrated 220-240V ON/OFF electrical power. Equipped with double cable gland for electrical connection.

Mid - Power Led: 8,1W - 2x427 lm ≠ FIXT 2x291 lm - 2700K/CRI 80 - 220-240V / 8,1W - 2x445 lm ≠ FIXT 2x303 lm - 3000K/CRI 80 - 220-240V / 8,1W - 2x462 lm ≠ FIXT 2x314 lm - 4000K/CRI 80 - 220-240V

2700K	3000K	4000K
F015B23A000	F015B33A000	F015B43A000
F015B23A001	F015B33A001	F015B43A001
F015B23A006	F015B33A006	F015B43A006
F015B23A012	F015B33A012	F015B43A012
F015B23A018	F015B33A018	F015B43A018
F015B23A030	F015B33A030	F015B43A030
F015B23A033	F015B33A033	F015B43A033

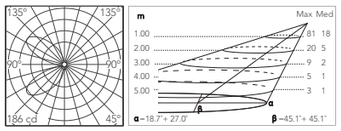

@3000K

Mile Wall 1 Washer Down + Asymmetric Up



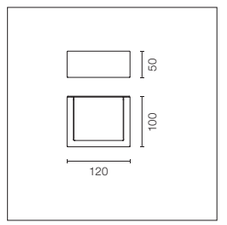

IP 65 · 0,5 Kg · IK 07 · LED INCL

LED-Lichtquelle im Lieferumfang enthalten. Integriertes 220-240V Netzteil zum Ein-/Ausschalten. Ausgestattet mit doppelter Kabelverschraubung für den Eingangs-/Ausgangsanschluss.

LED light source included. Integrated 220-240V ON/OFF electrical power. Equipped with double cable gland for electrical connection.

Mid - Power Led: 8,1W - 2x427 lm ≠ FIXT 291+283 lm - 2700K/CRI 80 - 220-240V / 8,1W - 2x445 lm ≠ FIXT 303+294 lm - 3000K/CRI 80 - 220-240V / 8,1W - 2x462 lm ≠ FIXT 314+305 lm - 4000K/CRI 80 - 220-240V

2700K	3000K	4000K
F015C24A000	F015C34A000	F015C44A000
F015C24A001	F015C34A001	F015C44A001
F015C24A006	F015C34A006	F015C44A006
F015C24A012	F015C34A012	F015C44A012
F015C24A018	F015C34A018	F015C44A018
F015C24A030	F015C34A030	F015C44A030
F015C24A033	F015C34A033	F015C44A033

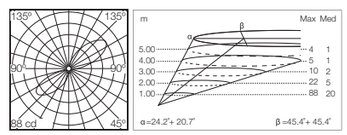

@3000K

Mile Wall 2 Asymmetric Up



IP 65 · 0,8 Kg · IK 07 · LED INCL

LED-Lichtquelle im Lieferumfang enthalten. 220-240V Netzteil zum Ein-/Ausschalten und 1-10V-Dimmer oder DALI integriert. Ausgestattet mit doppelter Kabelverschraubung für den Eingangs-/Ausgangsanschluss.

LED light source included. Integrated 220-240V ON/OFF and 1-10V or DALI dimmable electrical power.Equipped with double cable gland for electrical connection.

Mid - Power Led: 7,8W - 838 lm ≠ FIXT 603 lm - 2700K/CRI 80 - 220-240V / 7,8W - 872 lm ≠ FIXT 627 lm - 3000K/CRI 80 - 220-240V / 7,8W - 905 lm ≠ FIXT 651 lm - 4000K/CRI 80 - 220-240V

2700K	3000K	4000K
Non Dimmable	Non Dimmable	Non Dimmable
F015D21A000	F015D31A000	F015D41A000
F015D21A001	F015D31A001	F015D41A001
F015D21A006	F015D31A006	F015D41A006
F015D21A012	F015D31A012	F015D41A012
F015D21A018	F015D31A018	F015D41A018
F015D21A030	F015D31A030	F015D41A030
F015D21A033	F015D31A033	F015D41A033
1-10V	1-10V	1-10V
F015D21B000	F015D31B000	F015D41B000
F015D21B001	F015D31B001	F015D41B001
F015D21B006	F015D31B006	F015D41B006
F015D21B012	F015D31B012	F015D41B012
F015D21B018	F015D31B018	F015D41B018
F015D21B030	F015D31B030	F015D41B030
F015D21B033	F015D31B033	F015D41B033
Dali	Dali	Dali
F015D21D000	F015D31D000	F015D41D000
F015D21D001	F015D31D001	F015D41D001
F015D21D006	F015D31D006	F015D41D006
F015D21D012	F015D31D012	F015D41D012
F015D21D018	F015D31D018	F015D41D018
F015D21D030	F015D31D030	F015D41D030
F015D21D033	F015D31D033	F015D41D033

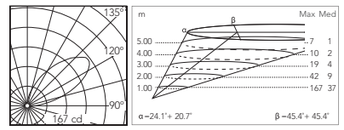

@3000K

Mile Wall 2 Asymmetric Down



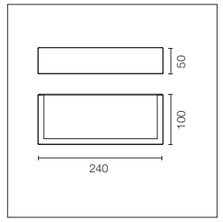

IP 65 · IK 07 · 0,8 Kg · LED INCL

LED-Lichtquelle im Lieferumfang enthalten. 220-240V Netzteil zum Ein-/Ausschalten und 1-10V-Dimmer oder DALI integriert. Ausgestattet mit doppelter Kabelverschraubung für den Eingangs-/ Ausgangsanschluss.

LED light source included. Integrated 220-240V ON/OFF and 1-10V or DALI dimmable electrical power.Equipped with double cable gland for electrical connection.

Mid - Power Led: 7,8W - 838 lm ≠ FIXT 603 lm - 2700K/CRI 80 - 220-240V / 7,8W - 872 lm ≠ FIXT 627 lm - 3000K/CRI 80 - 220-240V / 7,8W - 905 lm ≠ FIXT 651 lm - 4000K/CRI 80 - 220-240V

2700K
Non Dimmable
- F015D22A000
- F015D22A001
- F015D22A006
- F015D22A012
- F015D22A018
- F015D22A030
- F015D22A033

1-10V
- F015D22B000
- F015D22B001
- F015D22B006
- F015D22B012
- F015D22B018
- F015D22B030
- F015D22B033

Dali
- F015D22D000
- F015D22D001
- F015D22D006
- F015D22D012
- F015D22D018
- F015D22D030
- F015D22D033

3000K
Non Dimmable
- F015D32A000
- F015D32A001
- F015D32A006
- F015D32A012
- F015D32A018
- F015D32A030
- F015D32A033

1-10V
- F015D32B000
- F015D32B001
- F015D32B006
- F015D32B012
- F015D32B018
- F015D32B030
- F015D32B033

Dali
- F015D32D000
- F015D32D001
- F015D32D006
- F015D32D012
- F015D32D018
- F015D32D030
- F015D32D033

4000K
Non Dimmable
- F015D42A000
- F015D42A001
- F015D42A006
- F015D42A012
- F015D42A018
- F015D42A030
- F015D42A033

1-10V
- F015D42B000
- F015D42B001
- F015D42B006
- F015D42B012
- F015D42B018
- F015D42B030
- F015D42B033

Dali
- F015D42D000
- F015D42D001
- F015D42D006
- F015D42D012
- F015D42D018
- F015D42D030
- F015D42D033

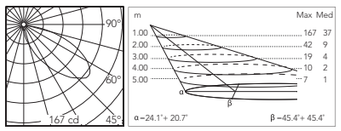

@3000K

Mile Wall 2 Washer Up



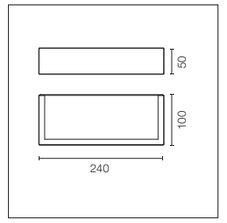

IP 65 · IK 07 · 0,8 Kg · LED INCL

LED-Lichtquelle im Lieferumfang enthalten. 220-240V Netzteil zum Ein-/Ausschalten und 1-10V-Dimmer oder DALI integriert. Ausgestattet mit doppelter Kabelverschraubung für den Eingangs-/ Ausgangsanschluss.

LED light source included. Integrated 220-240V ON/OFF and 1-10V or DALI dimmable electrical power.Equipped with double cable gland for electrical connection.

Mid - Power Led: 6,4W - 661 lm ≠ FIXT 453 lm - 2700K/CRI 80 - 220-240V / 6,4W - 714 lm ≠ FIXT 471 lm - 3000K/CRI 80 - 220-240V / 6,4W - 714 lm ≠ FIXT 489 lm - 4000K/CRI 80 - 220-240V

2700K
Non Dimmable
- F015E21A000
- F015E21A001
- F015E21A006
- F015E21A012
- F015E21A018
- F015E21A030
- F015E21A033

1-10V
- F015E21B000
- F015E21B001
- F015E21B006
- F015E21B012
- F015E21B018
- F015E21B030
- F015E21B033

Dali
- F015E21D000
- F015E21D001
- F015E21D006
- F015E21D012
- F015E21D018
- F015E21D030
- F015E21D033

3000K
Non Dimmable
- F015E31A000
- F015E31A001
- F015E31A006
- F015E31A012
- F015E31A018
- F015E31A030
- F015E31A033

1-10V
- F015E31B000
- F015E31B001
- F015E31B006
- F015E31B012
- F015E31B018
- F015E31B030
- F015E31B033

Dali
- F015E31D000
- F015E31D001
- F015E31D006
- F015E31D012
- F015E31D018
- F015E31D030
- F015E31D033

4000K
Non Dimmable
- F015E41A000
- F015E41A001
- F015E41A006
- F015E41A012
- F015E41A018
- F015E41A030
- F015E41A033

1-10V
- F015E41B000
- F015E41B001
- F015E41B006
- F015E41B012
- F015E41B018
- F015E41B030
- F015E41B033

Dali
- F015E41D000
- F015E41D001
- F015E41D006
- F015E41D012
- F015E41D018
- F015E41D030
- F015E41D033

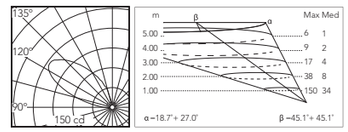

@3000K

Mile Wall 2 Washer Down



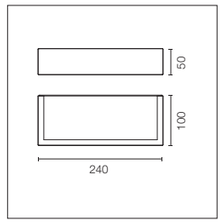

IK 07 · IP 65 · 0,8 Kg · LED INCL

LED-Lichtquelle im Lieferumfang enthalten. 220-240V Netzteil zum Ein-/Ausschalten und 1-10V-Dimmer oder DALI integriert. Ausgestattet mit doppelter Kabelverschraubung für den Eingangs-/ Ausgangsanschluss.

LED light source included. Integrated 220-240V ON/OFF and 1-10V or DALI dimmable electrical power.Equipped with double cable gland for electrical connection.

Mid - Power Led: 6,4W - 661 lm ≠ FIXT 453 lm - 2700K/CRI 80 - 220-240V / 6,4W - 714 lm ≠ FIXT 471 lm - 3000K/CRI 80 - 220-240V / 6,4W - 714 lm ≠ FIXT 489 lm - 4000K/CRI 80 - 220-240V

2700K
Non Dimmable
- F015E22A000
- F015E22A001
- F015E22A006
- F015E22A012
- F015E22A018
- F015E22A030
- F015E22A033

1-10V
- F015E22B000
- F015E22B001
- F015E22B006
- F015E22B012
- F015E22B018
- F015E22B030
- F015E22B033

Dali
- F015E22D000
- F015E22D001
- F015E22D006
- F015E22D012
- F015E22D018
- F015E22D030
- F015E22D033

3000K
Non Dimmable
- F015E32A000
- F015E32A001
- F015E32A006
- F015E32A012
- F015E32A018
- F015E32A030
- F015E32A033

1-10V
- F015E32B000
- F015E32B001
- F015E32B006
- F015E32B012
- F015E32B018
- F015E32B030
- F015E32B033

Dali
- F015E32D000
- F015E32D001
- F015E32D006
- F015E32D012
- F015E32D018
- F015E32D030
- F015E32D033

4000K
Non Dimmable
- F015E42A000
- F015E42A001
- F015E42A006
- F015E42A012
- F015E42A018
- F015E42A030
- F015E42A033

1-10V
- F015E42B000
- F015E42B001
- F015E42B006
- F015E42B012
- F015E42B018
- F015E42B030
- F015E42B033

Dali
- F015E42D000
- F015E42D001
- F015E42D006
- F015E42D012
- F015E42D018
- F015E42D030
- F015E42D033

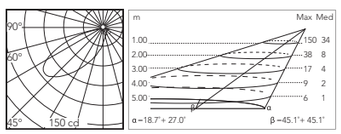

@3000K

Mile Wall 2 Asymmetric Up & Down



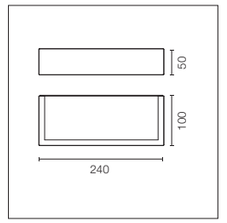

IK 07 · IP 65 · 0,8 Kg · LED INCL

LED-Lichtquelle im Lieferumfang enthalten. 220-240V Netzteil zum Ein-/Ausschalten und 1-10V-Dimmer oder DALI integriert. Ausgestattet mit doppelter Kabelverschraubung für den Eingangs-/ Ausgangsanschluss.

LED light source included. Integrated 220-240V ON/OFF and 1-10V or DALI dimmable electrical power.Equipped with double cable gland for electrical connection.

Mid - Power Led: 13,5W - 2x838 lm ≠ FIXT 2x603 lm - 2700K/CRI 80 - 220-240V / 13,5W - 2x872 lm ≠ FIXT 2x627 lm - 3000K/CRI 80 - 220-240V / 13,5W - 2x905 lm ≠ FIXT 2x651 lm - 4000K/CRI 80 - 220-240V

2700K
Non Dimmable
- F015D23A000
- F015D23A001
- F015D23A006
- F015D23A012
- F015D23A018
- F015D23A030
- F015D23A033

1-10V
- F015D23B000
- F015D23B001
- F015D23B006
- F015D23B012
- F015D23B018
- F015D23B030
- F015D23B033

Dali
- F015D23D000
- F015D23D001
- F015D23D006
- F015D23D012
- F015D23D018
- F015D23D030
- F015D23D033

3000K
Non Dimmable
- F015D33A000
- F015D33A001
- F015D33A006
- F015D33A012
- F015D33A018
- F015D33A030
- F015D33A033

1-10V
- F015D33B000
- F015D33B001
- F015D33B006
- F015D33B012
- F015D33B018
- F015D33B030
- F015D33B033

Dali
- F015D33D000
- F015D33D001
- F015D33D006
- F015D33D012
- F015D33D018
- F015D33D030
- F015D33D033

4000K
Non Dimmable
- F015D43A000
- F015D43A001
- F015D43A006
- F015D43A012
- F015D43A018
- F015D43A030
- F015D43A033

1-10V
- F015D43B000
- F015D43B001
- F015D43B006
- F015D43B012
- F015D43B018
- F015D43B030
- F015D43B033

Dali
- F015D43D000
- F015D43D001
- F015D43D006
- F015D43D012
- F015D43D018
- F015D43D030
- F015D43D033

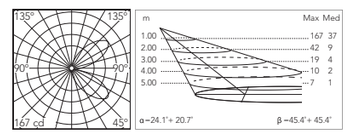

@3000K

Mile Wall 2 Washer Up & Down



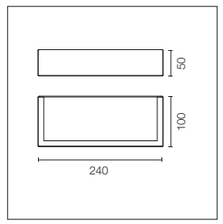

IP 65 · 0,8 Kg · LED INCL · IK 07

LED-Lichtquelle im Lieferumfang enthalten. 220-240V Netzteil zum Ein-/Ausschalten und 1-10V-Dimmer oder DALI integriert. Ausgestattet mit doppelter Kabelverschraubung für den Eingangs-/ Ausgangsanschluss.

LED light source included. Integrated 220-240V ON/OFF and 1-10V or DALI dimmable electrical power.Equipped with double cable gland for electrical connection.

Mid - Power Led: 10,5W - 2x661 lm ≠ FIXT 2x453 lm - 2700K/CRI 80 - 220-240V / 10,5W - 2x714 lm ≠ FIXT 2x471 lm - 3000K/CRI 80 - 220-240V / 10,5W - 2x714 lm ≠ FIXT 2x489 lm - 4000K/CRI 80 - 220-240V

2700K
Non Dimmable
- F015E23A000
- F015E23A001
- F015E23A006
- F015E23A012
- F015E23A018
- F015E23A030
- F015E23A033

1-10V
- F015E23B000
- F015E23B001
- F015E23B006
- F015E23B012
- F015E23B018
- F015E23B030
- F015E23B033

Dali
- F015E23D000
- F015E23D001
- F015E23D006
- F015E23D012
- F015E23D018
- F015E23D030
- F015E23D033

3000K
Non Dimmable
- F015E33A000
- F015E33A001
- F015E33A006
- F015E33A012
- F015E33A018
- F015E33A030
- F015E33A033

1-10V
- F015E33B000
- F015E33B001
- F015E33B006
- F015E33B012
- F015E33B018
- F015E33B030
- F015E33B033

Dali
- F015E33D000
- F015E33D001
- F015E33D006
- F015E33D012
- F015E33D018
- F015E33D030
- F015E33D033

4000K
Non Dimmable
- F015E43A000
- F015E43A001
- F015E43A006
- F015E43A012
- F015E43A018
- F015E43A030
- F015E43A033

1-10V
- F015E43B000
- F015E43B001
- F015E43B006
- F015E43B012
- F015E43B018
- F015E43B030
- F015E43B033

Dali
- F015E43D000
- F015E43D001
- F015E43D006
- F015E43D012
- F015E43D018
- F015E43D030
- F015E43D033

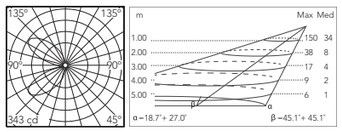

@3000K

Mile Wall 2 Washer Down + Asymmetric Up



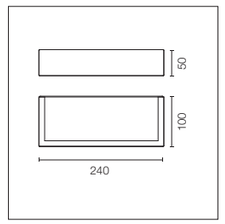

IP 65 · 0,8 Kg · LED INCL · IK 07

LED-Lichtquelle im Lieferumfang enthalten. 220-240V Netzteil zum Ein-/Ausschalten und 1-10V-Dimmer oder DALI integriert. Ausgestattet mit doppelter Kabelverschraubung für den Eingangs-/ Ausgangsanschluss.

LED light source included. Integrated 220-240V ON/OFF and 1-10V or DALI dimmable electrical power.Equipped with double cable gland for electrical connection.

Mid - Power Led: 12W - 661+838 lm ≠ FIXT 453+603 lm - 2700K/CRI 80 - 220-240V / 12W - 2714+872 lm ≠ FIXT 471+627 lm - 3000K/CRI 80 - 220-240V / 12W - 714+905 lm ≠ FIXT 489+651 lm - 4000K/CRI 80 - 220-240V

2700K
Non Dimmable
- F015F24A000
- F015F24A001
- F015F24A006
- F015F24A012
- F015F24A018
- F015F24A030
- F015F24A033

1-10V
- F015F24B000
- F015F24B001
- F015F24B006
- F015F24B012
- F015F24B018
- F015F24B030
- F015F24B033

Dali
- F015F24D000
- F015F24D001
- F015F24D006
- F015F24D012
- F015F24D018
- F015F24D030
- F015F24D033

3000K
Non Dimmable
- F015F34A000
- F015F34A001
- F015F34A006
- F015F34A012
- F015F34A018
- F015F34A030
- F015F34A033

1-10V
- F015F34B000
- F015F34B001
- F015F34B006
- F015F34B012
- F015F34B018
- F015F34B030
- F015F34B033

Dali
- F015F34D000
- F015F34D001
- F015F34D006
- F015F34D012
- F015F34D018
- F015F34D030
- F015F34D033

4000K
Non Dimmable
- F015F44A000
- F015F44A001
- F015F44A006
- F015F44A012
- F015F44A018
- F015F44A030
- F015F44A033

1-10V
- F015F44B000
- F015F44B001
- F015F44B006
- F015F44B012
- F015F44B018
- F015F44B030
- F015F44B033

Dali
- F015F44D000
- F015F44D001
- F015F44D006
- F015F44D012
- F015F44D018
- F015F44D030
- F015F44D033

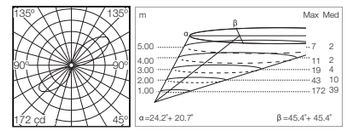

@3000K

Mile Ceiling 1



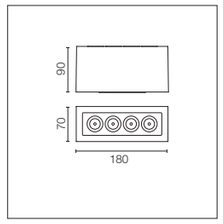

IP 66 · 1 Kg · IK 08 · LED INCL

Inklusive LED-Lichtquelle.
Integrierte Spannungsversorgung 220-240V ON/OFF oder dimmbar 1-10V / DALI.
Ausgestattet mit doppelter Kabeldurchführung für Eingangs- und Ausgangsanschluss.
Inklusive Befestigungshalterung.

LED light source included.
Integrated 220-240V ON/OFF and 1-10V/DALI dimmable electrical power.
Equipped with double cable gland for inlet and outlet connection. Fixing bracket included.

Mid - Power Led: 11W - 994 lm ≠ *FIXT 736 lm - 2700K/CRI>80 - 220-240V / 11W - 1030 lm ≠ *FIXT 759 lm - 3000K/CRI>80 - 220-240V / 11W - 1067 lm ≠ *FIXT 791 lm - 4000K/CRI>80 - 220-240V
*Fixt lm = Spot Optic

Optic Spot

2700K
Non Dimmable
- F030A21A000
- F030A21A001
- F030A21A006
- F030A21A012
- F030A21A018
- F030A21A030
- F030A21A033

1-10V
- F030A21B000
- F030A21B001
- F030A21B006
- F030A21B012
- F030A21B018
- F030A21B030
- F030A21B033

Dali
- F030A21D000
- F030A21D001
- F030A21D006
- F030A21D012
- F030A21D018
- F030A21D030
- F030A21D033

3000K
Non Dimmable
- F030A31A000
- F030A31A001
- F030A31A006
- F030A31A012
- F030A31A018
- F030A31A030
- F030A31A033

1-10V
- F030A31B000
- F030A31B001
- F030A31B006
- F030A31B012
- F030A31B018
- F030A31B030
- F030A31B033

Dali
- F030A31D000
- F030A31D001
- F030A31D006
- F030A31D012
- F030A31D018
- F030A31D030
- F030A31D033

4000K
Non Dimmable
- F030A41A000
- F030A41A001
- F030A41A006
- F030A41A012
- F030A41A018
- F030A41A030
- F030A41A033

1-10V
- F030A41B000
- F030A41B001
- F030A41B006
- F030A41B012
- F030A41B018
- F030A41B030
- F030A41B033

Dali
- F030A41D000
- F030A41D001
- F030A41D006
- F030A41D012
- F030A41D018
- F030A41D030
- F030A41D033

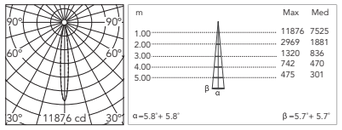

@3000K

Optic Medium

2700K
Non Dimmable
- F030A22A000
- F030A22A001
- F030A22A006
- F030A22A012
- F030A22A018
- F030A22A030
- F030A22A033

1-10V
- F030A22B000
- F030A22B001
- F030A22B006
- F030A22B012
- F030A22B018
- F030A22B030
- F030A22B033

Dali
- F030A22D000
- F030A22D001
- F030A22D006
- F030A22D012
- F030A22D018
- F030A22D030
- F030A22D033

3000K
Non Dimmable
- F030A32A000
- F030A32A001
- F030A32A006
- F030A32A012
- F030A32A018
- F030A32A030
- F030A32A033

1-10V
- F030A32B000
- F030A32B001
- F030A32B006
- F030A32B012
- F030A32B018
- F030A32B030
- F030A32B033

Dali
- F030A32D000
- F030A32D001
- F030A32D006
- F030A32D012
- F030A32D018
- F030A32D030
- F030A32D033

4000K
Non Dimmable
- F030A42A000
- F030A42A001
- F030A42A006
- F030A42A012
- F030A42A018
- F030A42A030
- F030A42A033

1-10V
- F030A42B000
- F030A42B001
- F030A42B006
- F030A42B012
- F030A42B018
- F030A42B030
- F030A42B033

Dali
- F030A42D000
- F030A42D001
- F030A42D006
- F030A42D012
- F030A42D018
- F030A42D030
- F030A42D033

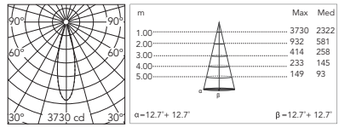

@3000K

Optic Flood

2700K
Non Dimmable
- F030A23A000
- F030A23A001
- F030A23A006
- F030A23A012
- F030A23A018
- F030A23A030
- F030A23A033

1-10V
- F030A23B000
- F030A23B001
- F030A23B006
- F030A23B012
- F030A23B018
- F030A23B030
- F030A23B033

Dali
- F030A23D000
- F030A23D001
- F030A23D006
- F030A23D012
- F030A23D018
- F030A23D030
- F030A23D033

3000K
Non Dimmable
- F030A33A000
- F030A33A001
- F030A33A006
- F030A33A012
- F030A33A018
- F030A33A030
- F030A33A033

1-10V
- F030A33B000
- F030A33B001
- F030A33B006
- F030A33B012
- F030A33B018
- F030A33B030
- F030A33B033

Dali
- F030A33D000
- F030A33D001
- F030A33D006
- F030A33D012
- F030A33D018
- F030A33D030
- F030A33D033

4000K
Non Dimmable
- F030A43A000
- F030A43A001
- F030A43A006
- F030A43A012
- F030A43A018
- F030A43A030
- F030A43A033

1-10V
- F030A43B000
- F030A43B001
- F030A43B006
- F030A43B012
- F030A43B018
- F030A43B030
- F030A43B033

Dali
- F030A43D000
- F030A43D001
- F030A43D006
- F030A43D012
- F030A43D018
- F030A43D030
- F030A43D033

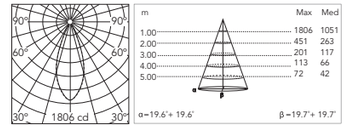

@3000K

Zubehör für nicht dimmbare Versionen / Accessories for non-dimmable versions

Verbindungssystem, IP68, 2-Wege-H2O-Antikondensat, 4-polig.	2 way terminal block 4 poles IP68 H2O Stop.	F990C00A000	 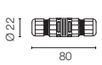
Verbindungssystem, IP68, 3/4-Wege-H2O-Antikondensat, 4-polig, (ø5,5÷12mm Kabel).	3/4 way terminal block 4 poles IP68 H2O Stop. (ø5,5÷12mm cable).	F990C010000	

Zubehör für dimmbare Versionen / Accessories for dimmable versions

5-poliger Steckersatz mit fliegendem Stecker + EU-Stecker IP68.	Connector kit 5-pole flying socket + EU plug IP68.	F990C080000	
4-Wege-Abzweigdose 5-polig, IP68 (6-14 mm-Kabel).	4 way junction box 5 poles IP68 (6-14 mm cables).	F990C030000	

Mile Ceiling 2



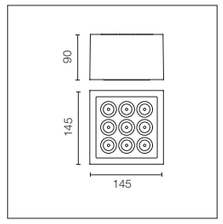

IP 66 · 1,8 Kg · IK 10 · LED INCL

Inklusive LED-Lichtquelle. Integrierte Spannungsversorgung 220-240V ON/OFF oder dimmbar 1-10V / DALI.
Ausgestattet mit doppelter Kabeldurchführung für Eingangs- und Ausgangsanschluss. Inklusive Befestigungshalterung.

LED light source included. Integrated 220-240V ON/OFF and 1-10V/DALI dimmable electrical power.
Equipped with double cable gland for inlet and outlet connection. Fixing bracket included.

Mid - Power Led: 15W - 1677 lm ≠ *FIXT 1032 lm - 2700K/CRI>80 - 220-240V / 15W - 1739 lm ≠ *FIXT 1344 lm - 3000K/CRI>80 - 220-240V / 15W - 1800 lm ≠ *FIXT 1400 lm - 4000K/CRI>80 - 220-240V
*Fixt lm = Spot Optic

Optic Spot

2700K
Non Dimmable
- ○ F030C21A000
- ○ F030C21A001
- ● F030C21A006
- ● F030C21A012
- ● F030C21A018
- ● F030C21A030
- ● F030C21A033

1-10V
- ○ F030C21B000
- ○ F030C21B001
- ● F030C21B006
- ● F030C21B012
- ● F030C21B018
- ● F030C21B030
- ● F030C21B033

Dali
- ○ F030C21D000
- ○ F030C21D001
- ● F030C21D006
- ● F030C21D012
- ● F030C21D018
- ● F030C21D030
- ● F030C21D033

3000K
Non Dimmable
- ○ F030C31A000
- ○ F030C31A001
- ● F030C31A006
- ● F030C31A012
- ● F030C31A018
- ● F030C31A030
- ● F030C31A033

1-10V
- ○ F030C31B000
- ○ F030C31B001
- ● F030C31B006
- ● F030C31B012
- ● F030C31B018
- ● F030C31B030
- ● F030C31B033

Dali
- ○ F030C31D000
- ○ F030C31D001
- ● F030C31D006
- ● F030C31D012
- ● F030C31D018
- ● F030C31D030
- ● F030C31D033

4000K
Non Dimmable
- ○ F030C41A000
- ○ F030C41A001
- ● F030C41A006
- ● F030C41A012
- ● F030C41A018
- ● F030C41A030
- ● F030C41A033

1-10V
- ○ F030C41B000
- ○ F030C41B001
- ● F030C41B006
- ● F030C41B012
- ● F030C41B018
- ● F030C41B030
- ● F030C41B033

Dali
- ○ F030C41D000
- ○ F030C41D001
- ● F030C41D006
- ● F030C41D012
- ● F030C41D018
- ● F030C41D030
- ● F030C41D033

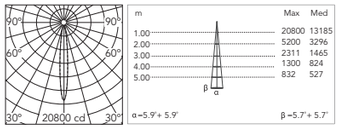

@3000K

Optic Medium

2700K
Non Dimmable
- ○ F030C22A000
- ○ F030C22A001
- ● F030C22A006
- ● F030C22A012
- ● F030C22A018
- ● F030C22A030
- ● F030C22A033

1-10V
- ○ F030C22B000
- ○ F030C22B001
- ● F030C22B006
- ● F030C22B012
- ● F030C22B018
- ● F030C22B030
- ● F030C22B033

Dali
- ○ F030C22D000
- ○ F030C22D001
- ● F030C22D006
- ● F030C22D012
- ● F030C22D018
- ● F030C22D030
- ● F030C22D033

3000K
Non Dimmable
- ○ F030C32A000
- ○ F030C32A001
- ● F030C32A006
- ● F030C32A012
- ● F030C32A018
- ● F030C32A030
- ● F030C32A033

1-10V
- ○ F030C32B000
- ○ F030C32B001
- ● F030C32B006
- ● F030C32B012
- ● F030C32B018
- ● F030C32B030
- ● F030C32B033

Dali
- ○ F030C32D000
- ○ F030C32D001
- ● F030C32D006
- ● F030C32D012
- ● F030C32D018
- ● F030C32D030
- ● F030C32D033

4000K
Non Dimmable
- ○ F030C42A000
- ○ F030C42A001
- ● F030C42A006
- ● F030C42A012
- ● F030C42A018
- ● F030C42A030
- ● F030C42A033

1-10V
- ○ F030C42B000
- ○ F030C42B001
- ● F030C42B006
- ● F030C42B012
- ● F030C42B018
- ● F030C42B030
- ● F030C42B033

Dali
- ○ F030C42D000
- ○ F030C42D001
- ● F030C42D006
- ● F030C42D012
- ● F030C42D018
- ● F030C42D030
- ● F030C42D033

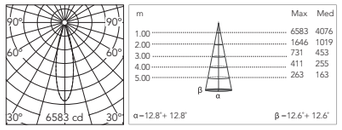

@3000K

Optic Flood

2700K
Non Dimmable
- ○ F030C23A000
- ○ F030C23A001
- ● F030C23A006
- ● F030C23A012
- ● F030C23A018
- ● F030C23A030
- ● F030C23A033

1-10V
- ○ F030C23B000
- ○ F030C23B001
- ● F030C23B006
- ● F030C23B012
- ● F030C23B018
- ● F030C23B030
- ● F030C23B033

Dali
- ○ F030C23D000
- ○ F030C23D001
- ● F030C23D006
- ● F030C23D012
- ● F030C23D018
- ● F030C23D030
- ● F030C23D033

3000K
Non Dimmable
- ○ F030C33A000
- ○ F030C33A001
- ● F030C33A006
- ● F030C33A012
- ● F030C33A018
- ● F030C33A030
- ● F030C33A033

1-10V
- ○ F030C33B000
- ○ F030C33B001
- ● F030C33B006
- ● F030C33B012
- ● F030C33B018
- ● F030C33B030
- ● F030C33B033

Dali
- ○ F030C33D000
- ○ F030C33D001
- ● F030C33D006
- ● F030C33D012
- ● F030C33D018
- ● F030C33D030
- ● F030C33D033

4000K
Non Dimmable
- ○ F030C43A000
- ○ F030C43A001
- ● F030C43A006
- ● F030C43A012
- ● F030C43A018
- ● F030C43A030
- ● F030C43A033

1-10V
- ○ F030C43B000
- ○ F030C43B001
- ● F030C43B006
- ● F030C43B012
- ● F030C43B018
- ● F030C43B030
- ● F030C43B033

Dali
- ○ F030C43D000
- ○ F030C43D001
- ● F030C43D006
- ● F030C43D012
- ● F030C43D018
- ● F030C43D030
- ● F030C43D033

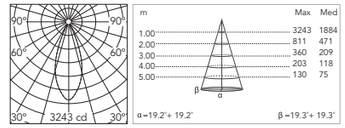

@3000K

Zubehör für nicht dimmbare Versionen / Accessories for non-dimmable versions

Verbindungssystem, IP68, 2-Wege-H2O-Antikondensat, 4-polig.	2 way terminal block 4 poles IP68 H2O Stop.	F990C00A000	 
Verbindungssystem, IP68, 3/4-Wege-H2O-Antikondensat, 4-polig, (ø5,5÷12mm Kabel).	3/4 way terminal block 4 poles IP68 H2O Stop. (ø5,5÷12mm cable).	F990C010000	

Zubehör für dimmbare Versionen / Accessories for dimmable versions

5-poliger Steckersatz mit fliegendem Stecker + EU-Stecker IP68.	Connector kit 5-pole flying socket + EU plug IP68.	F990C080000	
4-Wege-Abzweigdose 5-polig, IP68 (6-14 mm-Kabel).	4 way junction box 5 poles IP68 (6-14 mm cables).	F990C030000	

Mile Recessed 1



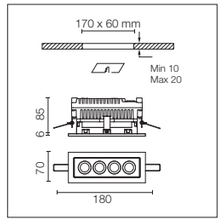

IK 08 | IP 66 | 1 Kg | LED INCL

Inklusive LED-Lichtquelle. Integrierte Spannungsversorgung 220-240V ON/OFF oder dimmbar 1-10V / DALI. Ausgestattet mit Neopren-Kabeldurchlass und doppelter Kabeldurchführung für den Ein- und Austritt. Inklusive Federn für die Deckenmontage. Die Schalung für Ziegeldecken muss separat bestellt werden.

LED light source included. Integrated 220-240V ON/OFF and 1-10V/DALI dimmable electrical power. Equipped with neoprene cable outlet and double cable grommet for in/out connection. Ceiling mounting springs included. Box for brick roofing installation to be ordered separately.

Mid - Power Led: 11W - 994 lm ≠ *FIXT 736 lm - 2700K/CRI>80 - 220-240V / 11W - 1030 lm ≠ *FIXT 759 lm - 3000K/CRI>80 - 220-240V / 11W - 1067 lm ≠ *FIXT 791 lm - 4000K/CRI>80 - 220-240V
*Fixt lm = Spot Optic

Optic Spot

2700K
Non Dimmable
- ○ F030B21A000
- ○ F030B21A001
- ● F030B21A006
- ● F030B21A012
- ● F030B21A018
- ● F030B21A030
- ● F030B21A033

1-10V
- ○ F030B21B000
- ○ F030B21B001
- ● F030B21B006
- ● F030B21B012
- ● F030B21B018
- ● F030B21B030
- ● F030B21B033

Dali
- ○ F030B21D000
- ○ F030B21D001
- ● F030B21D006
- ● F030B21D012
- ● F030B21D018
- ● F030B21D030
- ● F030B21D033

3000K
Non Dimmable
- ○ F030B31A000
- ○ F030B31A001
- ● F030B31A006
- ● F030B31A012
- ● F030B31A018
- ● F030B31A030
- ● F030B31A033

1-10V
- ○ F030B31B000
- ○ F030B31B001
- ● F030B31B006
- ● F030B31B012
- ● F030B31B018
- ● F030B31B030
- ● F030B31B033

Dali
- ○ F030B31D000
- ○ F030B31D001
- ● F030B31D006
- ● F030B31D012
- ● F030B31D018
- ● F030B31D030
- ● F030B31D033

4000K
Non Dimmable
- ○ F030B41A000
- ○ F030B41A001
- ● F030B41A006
- ● F030B41A012
- ● F030B41A018
- ● F030B41A030
- ● F030B41A033

1-10V
- ○ F030B41B000
- ○ F030B41B001
- ● F030B41B006
- ● F030B41B012
- ● F030B41B018
- ● F030B41B030
- ● F030B41B033

Dali
- ○ F030B41D000
- ○ F030B41D001
- ● F030B41D006
- ● F030B41D012
- ● F030B41D018
- ● F030B41D030
- ● F030B41D033

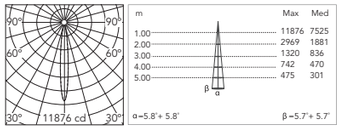

@3000K

Optic Medium

2700K
Non Dimmable
- ○ F030B22A000
- ○ F030B22A001
- ● F030B22A006
- ● F030B22A012
- ● F030B22A018
- ● F030B22A030
- ● F030B22A033

1-10V
- ○ F030B22B000
- ○ F030B22B001
- ● F030B22B006
- ● F030B22B012
- ● F030B22B018
- ● F030B22B030
- ● F030B22B033

Dali
- ○ F030B22D000
- ○ F030B22D001
- ● F030B22D006
- ● F030B22D012
- ● F030B22D018
- ● F030B22D030
- ● F030B22D033

3000K
Non Dimmable
- ○ F030B32A000
- ○ F030B32A001
- ● F030B32A006
- ● F030B32A012
- ● F030B32A018
- ● F030B32A030
- ● F030B32A033

1-10V
- ○ F030B32B000
- ○ F030B32B001
- ● F030B32B006
- ● F030B32B012
- ● F030B32B018
- ● F030B32B030
- ● F030B32B033

Dali
- ○ F030B32D000
- ○ F030B32D001
- ● F030B32D006
- ● F030B32D012
- ● F030B32D018
- ● F030B32D030
- ● F030B32D033

4000K
Non Dimmable
- ○ F030B42A000
- ○ F030B42A001
- ● F030B42A006
- ● F030B42A012
- ● F030B42A018
- ● F030B42A030
- ● F030B42A033

1-10V
- ○ F030B42B000
- ○ F030B42B001
- ● F030B42B006
- ● F030B42B012
- ● F030B42B018
- ● F030B42B030
- ● F030B42B033

Dali
- ○ F030B42D000
- ○ F030B42D001
- ● F030B42D006
- ● F030B42D012
- ● F030B42D018
- ● F030B42D030
- ● F030B42D033

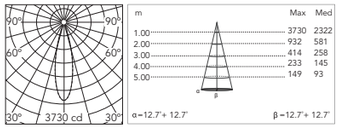

@3000K

Optic Flood

2700K
Non Dimmable
- ○ F030B23A000
- ○ F030B23A001
- ● F030B23A006
- ● F030B23A012
- ● F030B23A018
- ● F030B23A030
- ● F030B23A033

1-10V
- ○ F030B23B000
- ○ F030B23B001
- ● F030B23B006
- ● F030B23B012
- ● F030B23B018
- ● F030B23B030
- ● F030B23B033

Dali
- ○ F030B23D000
- ○ F030B23D001
- ● F030B23D006
- ● F030B23D012
- ● F030B23D018
- ● F030B23D030
- ● F030B23D033

3000K
Non Dimmable
- ○ F030B33A000
- ○ F030B33A001
- ● F030B33A006
- ● F030B33A012
- ● F030B33A018
- ● F030B33A030
- ● F030B33A033

1-10V
- ○ F030B33B000
- ○ F030B33B001
- ● F030B33B006
- ● F030B33B012
- ● F030B33B018
- ● F030B33B030
- ● F030B33B033

Dali
- ○ F030B33D000
- ○ F030B33D001
- ● F030B33D006
- ● F030B33D012
- ● F030B33D018
- ● F030B33D030
- ● F030B33D033

4000K
Non Dimmable
- ○ F030B43A000
- ○ F030B43A001
- ● F030B43A006
- ● F030B43A012
- ● F030B43A018
- ● F030B43A030
- ● F030B43A033

1-10V
- ○ F030B43B000
- ○ F030B43B001
- ● F030B43B006
- ● F030B43B012
- ● F030B43B018
- ● F030B43B030
- ● F030B43B033

Dali
- ○ F030B43D000
- ○ F030B43D001
- ● F030B43D006
- ● F030B43D012
- ● F030B43D018
- ● F030B43D030
- ● F030B43D033

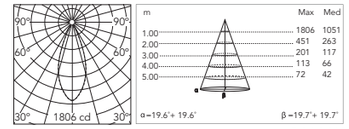

@3000K

Mile Recessed 1: Zubehör / Accessories

Einbaudose aus Metall für Betondecken.	Metal installation box for concrete ceiling.	F030Z010000	 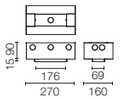

Zubehör für nicht dimmbare Versionen / Accessories for non-dimmable versions

Verbindungssystem, IP68, 2-Wege-H2O-Antikondensat, 4-polig.	2 way terminal block 4 poles IP68 H2O Stop.	F990C00A000	 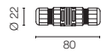
Verbindungssystem, IP68, 3/4-Wege-H2O-Antikondensat, 4-polig, (ø5,5÷12mm Kabel).	3/4 way terminal block 4 poles IP68 H2O Stop. (ø5,5÷12mm cable).	F990C010000	

Zubehör für dimmbare Versionen / Accessories for dimmable versions

5-poliger Steckersatz mit fliegendem Stecker + EU-Stecker IP68.	Connector kit 5-pole flying socket + EU plug IP68.	F990C080000	
4-Wege-Abzweigdose 5-polig, IP68 (6-14 mm-Kabel).	4 way junction box 5 poles IP68 (6-14 mm cables).	F990C030000	

Mile Recessed 2



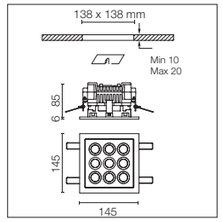

IP 66 · IK 10 · 1,8 Kg · LED INCL

Inklusive LED-Lichtquelle. Integrierte Spannungsversorgung 220-240V ON/OFF oder dimmbar 1-10V / DALI. Ausgestattet mit Neopren-Kabeldurchlass und doppelter Kabeldurchführung für den Ein- und Austritt. Inklusive Federn für die Deckenmontage. Die Schalung für Ziegeldecken muss separat bestellt werden.

LED light source included. Integrated 220-240V ON/OFF and 1-10V/DALI dimmable electrical power. Equipped with neoprene cable outlet and double cable grommet for in/out connection. Ceiling mounting springs included. Box for brick roofing installation to be ordered separately.

Mid - Power Led: 15W - 1677 lm ≠ *FIXT 1032 lm - 2700K/CRI>80 - 220-240V / 15W - 1739 lm ≠ *FIXT 1344 lm - 3000K/CRI>80 - 220-240V / 15W - 1800 lm ≠ *FIXT 1400 lm - 4000K/CRI>80 - 220-240V
*Fixt lm = Spot Optic

Optic Spot

2700K	3000K	4000K
Non Dimmable	Non Dimmable	Non Dimmable
F030D21A000	F030D31A000	F030D41A000
F030D21A001	F030D31A001	F030D41A001
F030D21A006	F030D31A006	F030D41A006
F030D21A012	F030D31A012	F030D41A012
F030D21A018	F030D31A018	F030D41A018
F030D21A030	F030D31A030	F030D41A030
F030D21A033	F030D31A033	F030D41A033
1-10V	1-10V	1-10V
F030D21B000	F030D31B000	F030D41B000
F030D21B001	F030D31B001	F030D41B001
F030D21B006	F030D31B006	F030D41B006
F030D21B012	F030D31B012	F030D41B012
F030D21B018	F030D31B018	F030D41B018
F030D21B030	F030D31B030	F030D41B030
F030D21B033	F030D31B033	F030D41B033
Dali	Dali	Dali
F030D21D000	F030D31D000	F030D41D000
F030D21D001	F030D31D001	F030D41D001
F030D21D006	F030D31D006	F030D41D006
F030D21D012	F030D31D012	F030D41D012
F030D21D018	F030D31D018	F030D41D018
F030D21D030	F030D31D030	F030D41D030
F030D21D033	F030D31D033	F030D41D033

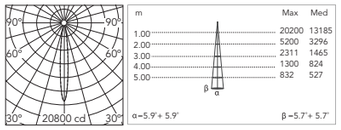

@3000K

Optic Medium

2700K	3000K	4000K
Non Dimmable	Non Dimmable	Non Dimmable
F030D22A000	F030D32A000	F030D42A000
F030D22A001	F030D32A001	F030D42A001
F030D22A006	F030D32A006	F030D42A006
F030D22A012	F030D32A012	F030D42A012
F030D22A018	F030D32A018	F030D42A018
F030D22A030	F030D32A030	F030D42A030
F030D22A033	F030D32A033	F030D42A033
1-10V	1-10V	1-10V
F030D22B000	F030D32B000	F030D42B000
F030D22B001	F030D32B001	F030D42B001
F030D22B006	F030D32B006	F030D42B006
F030D22B012	F030D32B012	F030D42B012
F030D22B018	F030D32B018	F030D42B018
F030D22B030	F030D32B030	F030D42B030
F030D22B033	F030D32B033	F030D42B033
Dali	Dali	Dali
F030D22D000	F030D32D000	F030D42D000
F030D22D001	F030D32D001	F030D42D001
F030D22D006	F030D32D006	F030D42D006
F030D22D012	F030D32D012	F030D42D012
F030D22D018	F030D32D018	F030D42D018
F030D22D030	F030D32D030	F030D42D030
F030D22D033	F030D32D033	F030D42D033

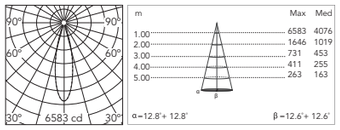

@3000K

Optic Flood

2700K	3000K	4000K
Non Dimmable	Non Dimmable	Non Dimmable
F030D23A000	F030D33A000	F030D43A000
F030D23A001	F030D33A001	F030D43A001
F030D23A006	F030D33A006	F030D43A006
F030D23A012	F030D33A012	F030D43A012
F030D23A018	F030D33A018	F030D43A018
F030D23A030	F030D33A030	F030D43A030
F030D23A033	F030D33A033	F030D43A033
1-10V	1-10V	1-10V
F030D23B000	F030D33B000	F030D43B000
F030D23B001	F030D33B001	F030D43B001
F030D23B006	F030D33B006	F030D43B006
F030D23B012	F030D33B012	F030D43B012
F030D23B018	F030D33B018	F030D43B018
F030D23B030	F030D33B030	F030D43B030
F030D23B033	F030D33B033	F030D43B033
Dali	Dali	Dali
F030D23D000	F030D33D000	F030D43D000
F030D23D001	F030D33D001	F030D43D001
F030D23D006	F030D33D006	F030D43D006
F030D23D012	F030D33D012	F030D43D012
F030D23D018	F030D33D018	F030D43D018
F030D23D030	F030D33D030	F030D43D030
F030D23D033	F030D33D030	F030D43D033

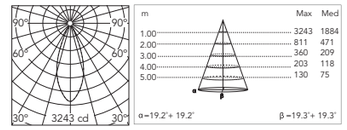

@3000K

Mile Recessed 2: Zubehör / Accessories

Einbaudose aus Metall für Betondecken.	Metal installation box for concrete ceiling.	F030Z020000

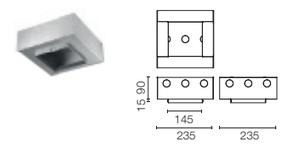

Zubehör für nicht dimmbare Versionen / Accessories for non-dimmable versions

Verbindungssystem, IP68, 2-Wege-H2O-Antikondensat, 4-polig.	2 way terminal block 4 poles IP68 H2O Stop.	F990C00A000
Verbindungssystem, IP68, 3/4-Wege-H2O-Antikondensat, 4-polig, (ø5,5÷12mm Kabel).	3/4 way terminal block 4 poles IP68 H2O Stop. (ø5,5÷12mm cable).	F990C010000



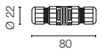



Zubehör für dimmbare Versionen / Accessories for dimmable versions

5-poliger Steckersatz mit fliegendem Stecker + EU-Stecker IP68.	Connector kit 5-pole flying socket + EU plug IP68.	F990C080000
4-Wege-Abzweigdose 5-polig, IP68 (6-14 mm-Kabel).	4 way junction box 5 poles IP68 (6-14 mm cables).	F990C030000





Captain Flint

Designed by Michael Anastassiades





Captain Flint





Captain Flint Wall

Familie / Family

Captain Flint Outdoor Floor



CoB Led
11W
613 lm - 2700K/CRI 80
658 lm - 3000K/CRI 80
703 lm - 4000K/CRI 80

Captain Flint Outdoor Wall



CoB Led
9,5W
613 lm - 2700K/CRI 80
658 lm - 3000K/CRI 80
703 lm - 4000K/CRI 80

Ausführungen / Colours



18 Deep Brown



30 Black



37 Burgundy Red



55 Brushed Stainless Steel



59 Brass Finish

Captain Flint Outdoor Floor - Stone bases



18 Deep Brown/Travertino Imperiale



30 Black/Black Lava



37 Burgundy Red/Black Lava



55 Brushed Stainless Steel/
Occhio di Pernice



59 Brass Finish/Grey Lava

Beschreibung / Description

Leuchtenfamilie mit Wandversion und Bodenversion für den Außenbereich.
Wandversion mit festem Kopf. Rosette, Rahmen und Kegel aus poliertem 316L-Edelstahl, lackiert oder aus poliertem Messing. Die Strukturteile wurden mit einem chemischen Umwandlungsverfahren behandelt, um eine wirksame Beständigkeit gegen Witterungseinflüsse zu erreichen. Diffusor aus fotogeätztem und spritzgegossenem opalisierendem Anti-UV-Polycarbonat. Inklusive LED-Lichtquelle.
Bodenversion mit 315° verstellbarem Kopf auf horizontaler Stange, mit einem stabilen Steinsockel, der in verschiedenen Ausführungen erhältlich ist. Erhältlich in vier Standardkombinationen: schwarz lackierter Stahl/schwarze Lava, tiefbraun lackierter Stahl/Travertino imperiale, satiniertes Messing/graue Lava, satinierter Edelstahl/Occhio di pernice. 5 Meter langes, für den Außenbereich geeignetes Kabel mit IP44-Schukostecker.
IP65 beleuchteter Dimmschalter entlang des Kabels, der ON/OFF-Funktionen und 30-100 % Dimmen des Lichtstroms garantiert.

Luminaire family with wall version and outdoor floor version.
Wall version with fixed head. Rose, frame and cone in 316L polished or painted stainless steel or polished brass finishes. Structural parts have been treated with a chemical conversion process for effective resistance against atmospheric conditions. Diffuser in photo-recorded and injection molded UV-resistant opalescent polycarbonate. LED light source included.
Floor version with 315° adjustable head in horizontal rod, with a robust stone base that comes in various finishes. Available in four standard combinations: black/black lava painted steel, deep brown/travertino imperiale, satinized brass/grey lava, satinized stainless steel/occhio di pernice. 5-m cable with IP44 Schuko plug suitable for outdoor use. Backlit floor dimmer switch along the IP65 cable enables ON/OFF function and 30–100% brightness regulation.

Captain Flint Outdoor Floor



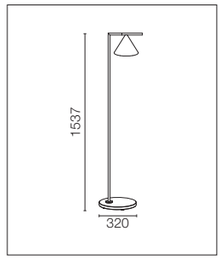

IP 65 · 10,0 Kg · LED INCL · IK 07

LED-Lichtquelle inbegriffen.
Kabel (5 m lang und mit IP44-Schukostecker) für den Außenbereich geeignet.
Der entlang des Kabels von hinten beleuchtete Dimmer-Pedalschalter (IP65) ermöglicht die ON/OFF-Funktionen sowie die Einstellung des Lichtstroms von 30-100 %.
Casambi Funktion auf Anfrage.

LED bulb included.
5-m cable with Schuko IP44 plug suitable for outdoor use.
Backlit floor dimmer switch on the IP65 cable enables ON/OFF function and brightness regulation 30-100%.
Casambi function on demand.

CoB Led: 11W -1055 lm ≠ FIXT 613 lm - 2700K/CRI>80 - 220-240V / 11W - 1133 lm ≠ FIXT 658 lm - 3000K/CRI>80 - 220-240V / 11W -1211 lm ≠ FIXT 703 lm - 4000K/CRI>80 - 220-240V

2700K
- F011A21F018
- F011A22F030
- F011A22F037
- F011A24F055
- F011A23F059

3000K
- F011A31F018
- F011A32F030
- F011A32F037
- F011A34F055
- F011A33F059

4000K
- F011A41F018
- F011A42F030
- F011A42F037
- F011A44F055
- F011A43F059

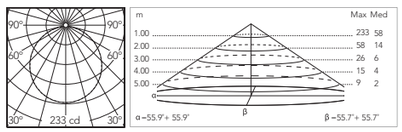

@3000K

Captain Flint Outdoor Wall



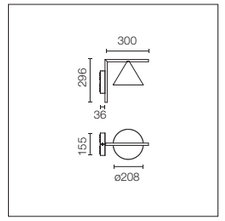

IP 65 · 2,1 Kg · LED INCL · IK 07

Wandleuchte mit diffusem Lichtaustritt und festem Kopf.
Inklusive LED-Lichtquelle.
Integrierte Spannungsversorgung 220-240 V ON/OFF oder dimmbar 1-10 V / DALI.
Schnellanschluss innerhalb der Rosette mit elektrischem Plug&Play-Anschluss und IP68-Stecker inklusive. Inklusive Befestigungshalterung.
110V-Version auf Anfrage.

Luminaire for wall-mounting with diffuse light emission and fixed head. LED light source included.
Integrated 220-240V ON/OFF or 1-10V/DALI dimmable electrical power.
Connection is quickly ensured in the rose with the plug & play electrical connection and the IP68 connector included. Clamp bracket included.
110V version upon request.

CoB Led: 9,5W -1055 lm ≠ FIXT 613 lm - 2700K/CRI>80 - 220-240V / 9,5W - 1133 lm ≠ FIXT 658 lm - 3000K/CRI>80 - 220-240V / 9,5W -1211 lm ≠ FIXT 703 lm - 4000K/CRI>80 - 220-240V

2700K
Non Dimmable
- F011W20A018
- F011W20A030
- F011W20A037
- F011W20A055
- F011W20A059

1-10V
- F011W20B018
- F011W20B030
- F011W20B037
- F011W20B055
- F011W20B059

Dali
- F011W20D018
- F011W20D030
- F011W20D037
- F011W20D055
- F011W20D059

3000K
Non Dimmable
- F011W30A018
- F011W30A030
- F011W30A037
- F011W30A055
- F011W30A059

1-10V
- F011W30B018
- F011W30B030
- F011W30B037
- F011W30B055
- F011W30B059

Dali
- F011W30D018
- F011W30D030
- F011W30D037
- F011W30D055
- F011W30D059

4000K
Non Dimmable
- F011W40A018
- F011W40A030
- F011W40A037
- F011W40A055
- F011W40A059

1-10V
- F011W40B018
- F011W40B030
- F011W40B037
- F011W40B055
- F011W40B059

Dali
- F011W40D018
- F011W40D030
- F011W40D037
- F011W40D055
- F011W40D059

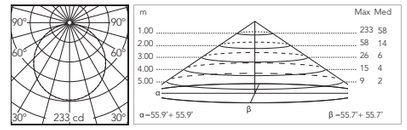

@3000K

IC Light

Designed by Michael Anastassiades





IC Lights Floor



IC Lights Wall



IC Lights Floor

Familie / Family

IC Wall / Ceiling



Led
Max 8W E14



Led
Max 15W E27

IC Floor



Led
Max 8W E14



Led
Max 15W E27

Ausführungen / Colours



18 Deep Brown



30 Black



37 Burgundy Red



55 Brushed Stainless Steel



59 Brass Finish

IC Floor Outdoor - Stone bases



30 Black/Black Lava



18 Deep Brown/Travertino Imperiale



37 Burgundy Red/Black Lava



55 Brushed Stainless Steel/ Occhio di Pernice



59 Brass Finish/Grey Lava

Beschreibung / Description

In zwei Größen erhältliche Wand-/Deckenleuchte mit diffusem Licht für den Außenbereich. Rahmen aus gebürstetem Edelstahl, in gebürsteter Messingausführung oder mattschwarz oder burgunderrot lackiert. Die tragenden Teile des Geräts werden einem chemischen Umwandlungsverfahren unterzogen, um eine wirksame Korrosionsbeständigkeit gegen Witterungseinflüsse zu gewährleisten. Bei der Montage und Wartung der Geräte ist besonders darauf zu achten, dass die Pulverbeschichtung nicht beschädigt wird.
Opaler Diffusor aus glänzendem, mundgeblasenem Milchglas. Das Gerät wird mit einer Dichtung für die IP-dichte Verbindung geliefert. Ohne Lichtquelle, Anschluss E14/E27.

Wall- or ceiling-mounted light fitting with diffuse light for exterior use available in two sizes. Frame in brushed stainless steel, brushed brass finish or painted opaque black or burgundy. The structure of the fitting is treated with a chemical conversion process for effective resistance to atmospheric agents. Special attention is recommended during installation and maintenance to prevent damage to the powder coating.
Opalescent diffuser in shiny white translucent blown glass. The light comes with seals for IP-rated connection. Light source with E14/E27 connection not included.

IC Ceiling Wall 1 Outdoor



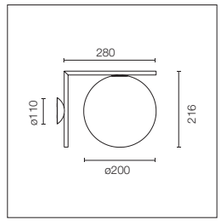

IP 65 · 2,2 Kg · IK 04

Ohne Lichtquelle. Optionale LED-Lampe ist separat zu bestellen. Wandbefestigung mit Verkabelungssystem. Dichte Kabelverschraubung im Lieferumfang enthalten.

Light source excluded. Optional LED bulb sold separately. Wall mounting system contains the wiring system. Watertight cable gland included.

Led: max 8W - E14 - 220-240V

- F012H00C018
- F012H00C030
- F012H00C037
- F012H00C055
- F012H00C059

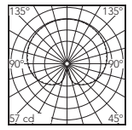

@3000K

Zubehörteile / Accessories

1 x LED 8W E14 900lm 3000K cod. RF30264 [e] DIMMER
1 x LED 8W E14 900lm 2700K cod. RF32290 [e] DIMMER

IC Ceiling Wall 2 Outdoor



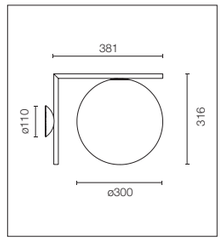

IP 65 · 3,8 Kg · IK 04

Ohne Lichtquelle. Optionale LED-Lampe ist separat zu bestellen. Wandbefestigung mit Verkabelungssystem. Dichte Kabelverschraubung im Lieferumfang enthalten.

Light source excluded. Optional LED bulb sold separately. Wall mounting system contains the wiring system. Watertight cable gland included.

Led: max 15W - E27 - 220-240V

- F012J00C018
- F012J00C030
- F012J00C037
- F012J00C055
- F012J00C059

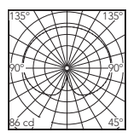

@3000K

Zubehörteile / Accessories

1 x LED 15W E27 2000lm 2700K cod. RF32288 [e] DIMMER
1 x LED 15W E27 2000lm 3000K cod. RF32289 [e] DIMMER

IC Floor 1 Outdoor



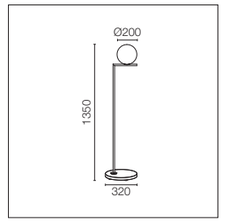

IP 65 · 5,0 Kg · IK 04 · A⁺→E

Lichtquelle nicht inbegriffen. Kabel (5 m lang und mit Schuko IP44-Stecker) für den Außenbereich geeignet. Der entlang des Kabels von hinten beleuchtete Dimmer-Pedalschalter (IP65) ermöglicht die ON/OFF-Funktionen sowie die Einstellung des Lichtstroms von 30-100 % (mit DIMMBAREM LED-Lämpchen).

Bulb not included. 5-m cable with Schuko IP44 plug suitable for outdoor use. Backlit floor dimmer switch on the IP65 cable enables ON/OFF function and brightness regulation 30-100% (with dimmable LED bulb).

Led: max 8W - E14 - 220-240V

- F012A01C018
- F012A02C030
- F012A02C037
- F012A04C055
- F012A03C059

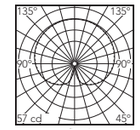

@3000K

Zubehörteile / Accessories

1 x LED 8W E14 900lm 3000K cod. RF30264 [e] DIMMER
1 x LED 8W E14 900lm 2700K cod. RF32290 [e] DIMMER

IC Floor 2 Outdoor



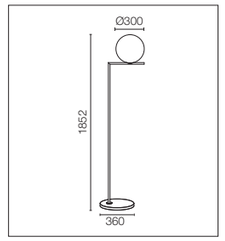

IP 65 · 10,0 Kg · IK 04 · A⁺→E

Lichtquelle nicht inbegriffen. Kabel (5 m lang und mit Schuko IP44-Stecker) für den Außenbereich geeignet. Der entlang des Kabels von hinten beleuchtete Dimmer-Pedalschalter (IP65) ermöglicht die ON/OFF-Funktionen sowie die Einstellung des Lichtstroms von 30-100 % (mit DIMMBAREM LED-Lämpchen).

Bulb not included. 5-m cable with Schuko IP44 plug suitable for outdoor use. Backlit floor dimmer switch on the IP65 cable enables ON/OFF function and brightness regulation 30-100% (with dimmable LED bulb).

Led: max 15W - E27 - 220-240V

- F012B01C018
- F012B02C030
- F012B02C037
- F012B04C055
- F012B03C059

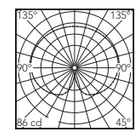

@3000K

Zubehörteile / Accessories

1 x LED 15W E27 2000lm 2700K cod. RF32288 [e] DIMMER
1 x LED 15W E27 2000lm 3000K cod. RF32289 [e] DIMMER

Caule

Designed by Patricia Urquiola





Caule Floor



Caule Bollard Nest

Familie / Family

Caule Floor

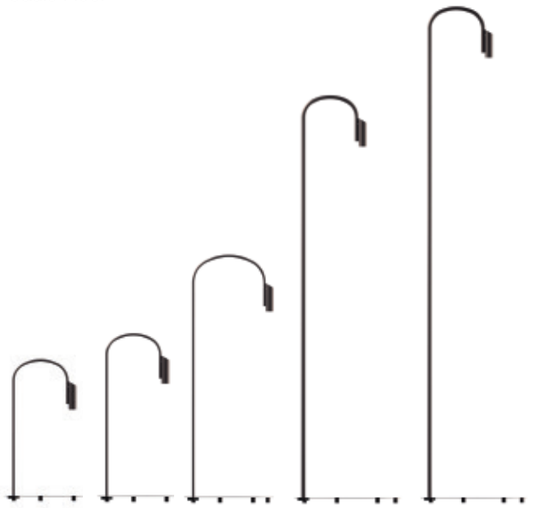

Power Led
10W
282 lm - 2700K/CRI 80
303 lm - 3000K/CRI 80
324 lm - 4000K/CRI 80

Caule Floor Nest

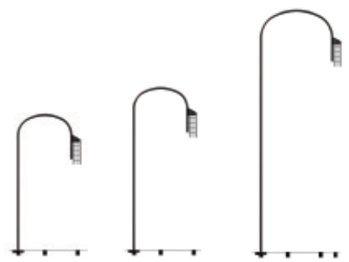

Power Led
10W
282 lm - 2700K/CRI 80
303 lm - 3000K/CRI 80
324 lm - 4000K/CRI 80

Caule Bollard



Power Led
10W
282 lm - 2700K/CRI 80
303 lm - 3000K/CRI 80
324 lm - 4000K/CRI 80

Caule Bollard Nest



Power Led
10W
282 lm - 2700K/CRI 80
303 lm - 3000K/CRI 80
324 lm - 4000K/CRI 80

Ausführungen / Colours

01 White



06 Grey



12 Forest Green



18 Deep Brown



30 Black



33 Anthracite

Beschreibung / Description

Außenleuchten-Kollektion als mobile Bodenleuchte oder in Pfahlausführung, die jeweils in verschiedenen Höhen erhältlich sind.
Sie zeichnen sich durch das weiche und biegsame Design des Ständers und des Kopfes aus, die in zwei verschiedenen Modellen erhältlich sind: Monolith-Kopf für weiches direktes Licht oder Kopf mit Metallgeflecht-Nestabdeckung für diffuses und gezeichnetes Licht.
Für eine effiziente Witterungsbeständigkeit besteht die Struktur des Ständers aus Edelstahl AISI 304. Bei der mobilen Bodenleuchte besteht die Basis aus Edelstahl AISI 304 und bei der Pfahlausführung aus Aluminiumdruckguss. Der Kopf, in den die mitgelieferte LED-Quelle eingebaut ist, ist in einem Aluminiumdruck hergestellt. In der „Nest"-Version besteht die Metallgeflecht-Abdeckung aus Edelstahl AISI 316L.
Die tragenden Teile des Geräts werden einem chemischen Umwandlungsverfahren unterzogen, um eine wirksame Korrosionsbeständigkeit gegen Witterungseinflüsse zu erzielen.
Der Schutzschirm der Lichtquelle besteht aus sandgestrahltem Glas beim Monolith-Kopf und aus transparentem Methacrylat bei der „Nest"-Version.
Die Bodenleuchten-Version verfügt über ein für den Außenbereich geeignetes Kabel mit einer Länge von 5 Metern und einem IP44-Schukostecker sowie einem hintergrundbeleuchteten Dimmer-Pedalschalter mit IP65-Schutzart, mit dem die Leuchte EIN-/AUS-geschaltet und der Lichtfluss eingestellt werden kann.
Die Pfahl-Version wird mit einem 200 mm-Ausgangskabelteil aus Neopren geliefert und kann auf jedem Untergrund montiert werden. Das Einbaugehäuse für die Installation auf einem Boden, auf dem eine Bodenplatte verlegt werden soll, ist als Zubehör erhältlich und muss separat bestellt werden.

Collection of outdoor lighting units in a movable floor lamp version and a bollard version, both available in different heights.
The lamps are characterized by their soft, pliable stem. The lamp head is available in two different models: solid, for direct soft light, or with a 'nest' cover, a metallic mesh creating a unique wash of diffuse light.
The structure of the stem is made of AISI 304 stainless steel for effective resistance to atmospheric agents. The base of the movable floor version is made of AISI 304 stainless steel for and the bollard version is made of die-cast aluminium.
The lamp head, which holds the included LED light source, is made of moulded aluminium; the cover of the 'nest' version is made of a metallic mesh in AISI 316L stainless steel.
The structure is treated with a chemical conversion process for effective resistance to atmospheric agents.
The screen protecting the light source is made of sanded glass for the solid head and methacrylate for the 'nest' version.
The floor lamp version comes with 5 metres of cable appropriate for outdoor use with a Schuko IP44 and IP65 backlit pedal dimmer switch for easy ON/OFF and to adjust the amount of light.
The bollard version comes with a 200-mm length of neoprene cable and is ready for installation on any flooring.
Optional accessory (sold separately): box for installation on flooring laid over concrete.

Caule Floor 1



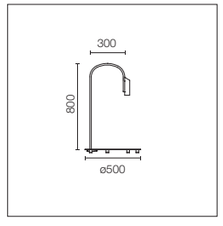

IK 04 | IP 66 | 5,7 Kg | LED INCL

LED-Lichtquelle im Lieferumfang enthalten. Integriertes Netzteil, 220-240 V, 50-60 Hz. Für den Außenbereich geeignetes Kabel mit einer Länge von 5 Metern und einem IP44-Schukostecker. Hintergrundbeleuchteter Dimmer-Pedalschalter mit IP65-Schutzart entlang des Kabels, mit dem die Lampe EIN/AUS-geschaltet und der Lichtfluss eingestellt werden können.
110V Version auf Anfrage erhältlich.
Integrierter Dimmersteuerschalter (am Kabel)
Casambi Funktion auf Anfrage.

LED light source included. Integrated 220-240V 50-60 Hz electrical power. Cable suitable for outdoors, 5-m long with Schuko IP44 plug. IP65 backlit pedal dimmer switch on the cable for easy ON/OFF and to adjust the amount of light.
110V version upon request.
Integrated dimmer control switch (on the cable)
Casambi function on demand.

Power Led: 10W - 447 lm ≠ FIXT 282 lm - 2700K/CRI 80 - 220-240V / 10W - 480 lm ≠ FIXT 303 lm - 3000K/CRI 80 - 220-240V / 10W - 513 lm ≠ FIXT 324 lm - 4000K/CRI 80 - 220-240V

2700K	3000K	4000K
○ F016M21K001	○ F016M31K001	○ F016M41K001
● F016M21K006	● F016M31K006	● F016M41K006
● F016M21K012	● F016M31K012	● F016M41K012
● F016M21K018	● F016M31K018	● F016M41K018
● F016M21K030	● F016M31K030	● F016M41K030
● F016M21K033	● F016M31K033	● F016M41K033

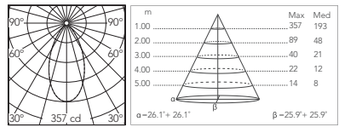

@3000K

Caule Floor 1 Nest



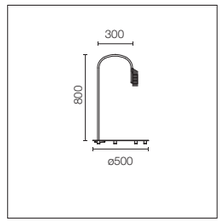

IK 04 | IP 65 | IP 66 | 5,7 Kg | LED INCL

LED-Lichtquelle im Lieferumfang enthalten. Integriertes Netzteil, 220-240 V, 50-60 Hz. Für den Außenbereich geeignetes Kabel mit einer Länge von 5 Metern und einem IP44-Schukostecker. Hintergrundbeleuchteter Dimmer-Pedalschalter mit IP65-Schutzart entlang des Kabels, mit dem die Lampe EIN/AUS-geschaltet und der Lichtfluss eingestellt werden können.
110V Version auf Anfrage erhältlich.
Integrierter Dimmersteuerschalter (am Kabel)
Casambi Funktion auf Anfrage.

LED light source included. Integrated 220-240V 50-60 Hz electrical power. Cable suitable for outdoors, 5-m long with Schuko IP44 plug. IP65 backlit pedal dimmer switch on the cable for easy ON/OFF and to adjust the amount of light.
110V version upon request.
Integrated dimmer control switch (on the cable)
Casambi function on demand.

Power Led: 10W - 447 lm ≠ FIXT 124 lm - 2700K/CRI 80 - 220-240V / 10W - 480 lm ≠ FIXT 137 lm - 3000K/CRI 80 - 220-240V / 10W - 513 lm ≠ FIXT 143 lm - 4000K/CRI 80 - 220-240V

2700K	3000K	4000K
○ F016N21K001	○ F016N31K001	○ F016N41K001
● F016N21K006	● F016N31K006	● F016N41K006
● F016N21K012	● F016N31K012	● F016N41K012
● F016N21K018	● F016N31K018	● F016N41K018
● F016N21K030	● F016N31K030	● F016N41K030
● F016N21K033	● F016N31K033	● F016N41K033

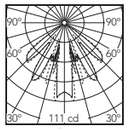

h(m)	E(lx)	D(m)
1	111	0.40
2	28	0.80
3	12	1.20
4	7	1.60
5	4	2.01

@3000K

Caule Floor 2



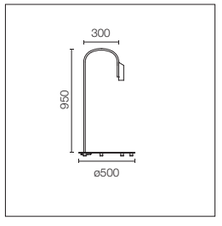

IK 04 | IP 66 | 5,8 Kg | LED INCL

LED-Lichtquelle im Lieferumfang enthalten. Integriertes Netzteil, 220-240 V, 50-60 Hz. Für den Außenbereich geeignetes Kabel mit einer Länge von 5 Metern und einem IP44-Schukostecker. Hintergrundbeleuchteter Dimmer-Pedalschalter mit IP65-Schutzart entlang des Kabels, mit dem die Lampe EIN/AUS-geschaltet und der Lichtfluss eingestellt werden können.
110V Version auf Anfrage erhältlich.
Integrierter Dimmersteuerschalter (am Kabel)
Casambi Funktion auf Anfrage.

LED light source included. Integrated 220-240V 50-60 Hz electrical power. Cable suitable for outdoors, 5-m long with Schuko IP44 plug. IP65 backlit pedal dimmer switch on the cable for easy ON/OFF and to adjust the amount of light.
110V version upon request.
Integrated dimmer control switch (on the cable)
Casambi function on demand.

Power Led: 10W - 447 lm ≠ FIXT 282 lm - 2700K/CRI 80 - 220-240V / 10W - 480 lm ≠ FIXT 303 lm - 3000K/CRI 80 - 220-240V / 10W - 513 lm ≠ FIXT 324 lm - 4000K/CRI 80 - 220-240V

2700K	3000K	4000K
○ F016M22K001	○ F016M32K001	○ F016M42K001
● F016M22K006	● F016M32K006	● F016M42K006
● F016M22K012	● F016M32K012	● F016M42K012
● F016M22K018	● F016M32K018	● F016M42K018
● F016M22K030	● F016M32K030	● F016M42K030
● F016M22K033	● F016M32K033	● F016M42K033

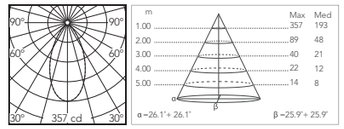

@3000K

Caule Floor 2 Nest



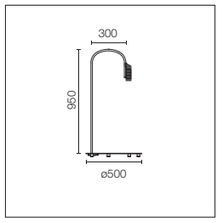

IK 04 | IP 65 | IP 66 | 5,8 Kg | LED INCL

LED-Lichtquelle im Lieferumfang enthalten. Integriertes Netzteil, 220-240 V, 50-60 Hz. Für den Außenbereich geeignetes Kabel mit einer Länge von 5 Metern und einem IP44-Schukostecker. Hintergrundbeleuchteter Dimmer-Pedalschalter mit IP65-Schutzart entlang des Kabels, mit dem die Lampe EIN/AUS-geschaltet und der Lichtfluss eingestellt werden können.
110V Version auf Anfrage erhältlich.
Integrierter Dimmersteuerschalter (am Kabel)
Casambi Funktion auf Anfrage.

LED light source included. Integrated 220-240V 50-60 Hz electrical power. Cable suitable for outdoors, 5-m long with Schuko IP44 plug. IP65 backlit pedal dimmer switch on the cable for easy ON/OFF and to adjust the amount of light.
110V version upon request.
Integrated dimmer control switch (on the cable)
Casambi function on demand.

Power Led: 10W - 447 lm ≠ FIXT 124 lm - 2700K/CRI 80 - 220-240V / 10W - 480 lm ≠ FIXT 137 lm - 3000K/CRI 80 - 220-240V / 10W - 513 lm ≠ FIXT 143 lm - 4000K/CRI 80 - 220-240V

2700K	3000K	4000K
○ F016N22K001	○ F016N32K001	○ F016N42K001
● F016N22K006	● F016N32K006	● F016N42K006
● F016N22K012	● F016N32K012	● F016N42K012
● F016N22K018	● F016N32K018	● F016N42K018
● F016N22K030	● F016N32K030	● F016N42K030
● F016N22K033	● F016N32K033	● F016N42K033

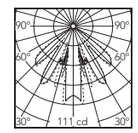

h(m)	E(lx)	D(m)
1	111	0.40
2	28	0.80
3	12	1.20
4	7	1.60
5	4	2.01

@3000K

Caule Floor 3



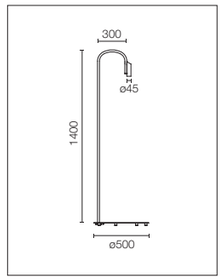

IK 04 | IP 66 | 6 Kg | LED INCL

LED-Lichtquelle im Lieferumfang enthalten. Integriertes Netzteil, 220-240 V, 50-60 Hz. Für den Außenbereich geeignetes Kabel mit einer Länge von 5 Metern und einem IP44-Schukostecker. Hintergrundbeleuchteter Dimmer-Pedalschalter mit IP65-Schutzart entlang des Kabels, mit dem die Lampe EIN/AUS-geschaltet und der Lichtfluss eingestellt werden können.
110V Version auf Anfrage erhältlich.
Integrierter Dimmersteuerschalter (am Kabel)
Casambi Funktion auf Anfrage.

LED light source included. Integrated 220-240V 50-60 Hz electrical power. Cable suitable for outdoors, 5-m long with Schuko IP44 plug. IP65 backlit pedal dimmer switch on the cable for easy ON/OFF and to adjust the amount of light.
110V version upon request.
Integrated dimmer control switch (on the cable)
Casambi function on demand.

Power Led: 10W - 447 lm ≠ FIXT 282 lm - 2700K/CRI 80 - 220-240V / 10W - 480 lm ≠ FIXT 303 lm - 3000K/CRI 80 - 220-240V / 10W - 513 lm ≠ FIXT 324 lm - 4000K/CRI 80 - 220-240V

2700K	3000K	4000K
○ F016M23K001	○ F016M33K001	○ F016M43K001
● F016M23K006	● F016M33K006	● F016M43K006
● F016M23K012	● F016M33K012	● F016M43K012
● F016M23K018	● F016M33K018	● F016M43K018
● F016M23K030	● F016M33K030	● F016M43K030
● F016M23K033	● F016M33K033	● F016M43K033

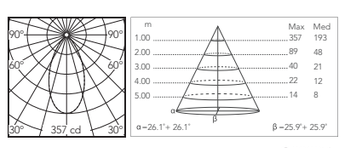

@3000K

Caule Floor 3 Nest



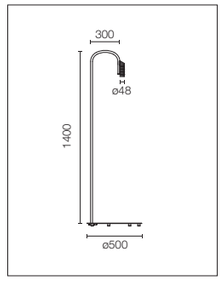

IK 04 | IP 65 | IP 66 | 6 Kg | LED INCL

LED-Lichtquelle im Lieferumfang enthalten. Integriertes Netzteil, 220-240 V, 50-60 Hz. Für den Außenbereich geeignetes Kabel mit einer Länge von 5 Metern und einem IP44-Schukostecker. Hintergrundbeleuchteter Dimmer-Pedalschalter mit IP65-Schutzart entlang des Kabels, mit dem die Lampe EIN/AUS-geschaltet und der Lichtfluss eingestellt werden können.
110V Version auf Anfrage erhältlich.
Integrierter Dimmersteuerschalter (am Kabel)
Casambi Funktion auf Anfrage.

LED light source included. Integrated 220-240V 50-60 Hz electrical power. Cable suitable for outdoors, 5-m long with Schuko IP44 plug. IP65 backlit pedal dimmer switch on the cable for easy ON/OFF and to adjust the amount of light.
110V version upon request.
Integrated dimmer control switch (on the cable)
Casambi function on demand.

Power Led: 10W - 447 lm ≠ FIXT 124 lm - 2700K/CRI 80 - 220-240V / 10W - 480 lm ≠ FIXT 137 lm - 3000K/CRI 80 - 220-240V / 10W - 513 lm ≠ FIXT 143 lm - 4000K/CRI 80 - 220-240V

2700K	3000K	4000K
○ F016N23K001	○ F016N33K001	○ F016N43K001
● F016N23K006	● F016N33K006	● F016N43K006
● F016N23K012	● F016N33K012	● F016N43K012
● F016N23K018	● F016N33K018	● F016N43K018
● F016N23K030	● F016N33K030	● F016N43K030
● F016N23K033	● F016N33K033	● F016N43K033

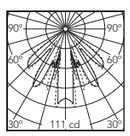

h(m)	E(lx)	D(m)
1	111	0.40
2	28	0.80
3	12	1.20
4	7	1.60
5	4	2.01

@3000K

Caule Floor 4



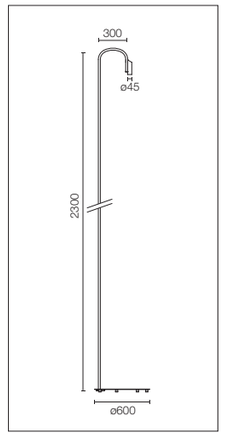

IK 04 | IP 66 | 6,8 Kg | LED INCL

LED-Lichtquelle im Lieferumfang enthalten. Integriertes Netzteil, 220-240 V, 50-60 Hz. Für den Außenbereich geeignetes Kabel mit einer Länge von 5 Metern und einem IP44-Schukostecker. Hintergrundbeleuchteter Dimmer-Pedalschalter mit IP65-Schutzart entlang des Kabels, mit dem die Lampe EIN/AUS-geschaltet und der Lichtfluss eingestellt werden können.
110V Version auf Anfrage erhältlich.
Integrierter Dimmersteuerschalter (am Kabel)
Casambi Funktion auf Anfrage.

LED light source included. Integrated 220-240V 50-60 Hz electrical power. Cable suitable for outdoors, 5-m long with Schuko IP44 plug. IP65 backlit pedal dimmer switch on the cable for easy ON/OFF and to adjust the amount of light.
110V version upon request.
Integrated dimmer control switch (on the cable)
Casambi function on demand.

Power Led: 10W - 447 lm ≠ FIXT 245 lm - 2700K/CRI 80 - 220-240V / 10W - 480 lm ≠ FIXT 263 lm - 3000K/CRI 80 - 220-240V / 10W - 513 lm ≠ FIXT 281 lm - 4000K/CRI 80 - 220-240V

2700K	3000K	4000K
○ F016M24K001	○ F016M34K001	○ F016M44K001
● F016M24K006	● F016M34K006	● F016M44K006
● F016M24K012	● F016M34K012	● F016M44K012
● F016M24K018	● F016M34K018	● F016M44K018
● F016M24K030	● F016M34K030	● F016M44K030
● F016M24K033	● F016M34K033	● F016M44K033

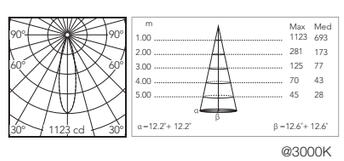

@3000K

Caule Floor 5



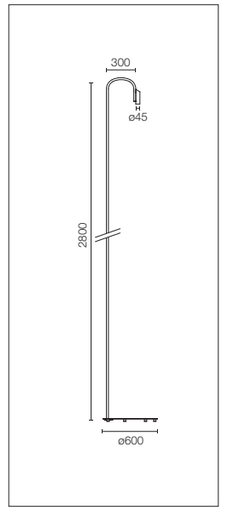

IK 04 | IP 65 | IP 66 | 7,2 Kg | LED INCL

LED-Lichtquelle im Lieferumfang enthalten. Integriertes Netzteil, 220-240 V, 50-60 Hz. Für den Außenbereich geeignetes Kabel mit einer Länge von 5 Metern und einem IP44-Schukostecker. Hintergrundbeleuchteter Dimmer-Pedalschalter mit IP65-Schutzart entlang des Kabels, mit dem die Lampe EIN/AUS-geschaltet und der Lichtfluss eingestellt werden können.
110V Version auf Anfrage erhältlich.
Integrierter Dimmersteuerschalter (am Kabel)
Casambi Funktion auf Anfrage.

LED light source included. Integrated 220-240V 50-60 Hz electrical power. Cable suitable for outdoors, 5-m long with Schuko IP44 plug. IP65 backlit pedal dimmer switch on the cable for easy ON/OFF and to adjust the amount of light.
110V version upon request.
Integrated dimmer control switch (on the cable)
Casambi function on demand.

Power Led: 10W - 447 lm ≠ FIXT 245 lm - 2700K/CRI 80 - 220-240V / 10W - 480 lm ≠ FIXT 263 lm - 3000K/CRI 80 - 220-240V / 10W - 513 lm ≠ FIXT 281 lm - 4000K/CRI 80 - 220-240V

2700K	3000K	4000K
○ F016M25K001	○ F016M35K001	○ F016M45K001
● F016M25K006	● F016M35K006	● F016M45K006
● F016M25K012	● F016M35K012	● F016M45K012
● F016M25K018	● F016M35K018	● F016M45K018
● F016M25K030	● F016M35K030	● F016M45K030
● F016M25K033	● F016M35K033	● F016M45K033

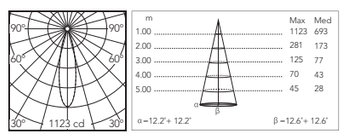

@3000K

Caule Bollard 1



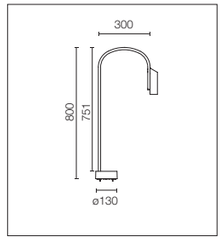

IP 66 · 1,9 Kg · IK 04 · LED INCL

LED-Lichtquelle im Lieferumfang enthalten. Integriertes 220-240-V-Netzteil zum Ein-/ Ausschalten und Dimmen.
Das Gerät kann mit Dübeln auf jedem Boden installiert werden.
Das Einbaugehäuse für die Installation auf einem Boden, auf dem eine Bodenplatte verlegt werden soll, muss separat bestellt werden.
110V Version auf Anfrage erhältlich.

LED light source included. Integrated 220-240V ON/OFF or dimmable electrical power. The device may be installed on any flooring with anchors. Box for installation on flooring laid over concrete sold separately.
110V version upon request.

Power Led: 5W - 447 lm ≠ FIXT 282 lm - 2700K/CRI 80 - 220-240V / 5W - 480 lm ≠ FIXT 303 lm - 3000K/CRI 80 - 220-240V / 5W - 513 lm ≠ FIXT 324 lm - 4000K/CRI 80 - 220-240V

2700K
Non Dimmable
- ○ F016A21A001
- ● F016A21A006
- ● F016A21A012
- ● F016A21A018
- ● F016A21A030
- ● F016A21A033

1-10V
- ○ F016A21B001
- ● F016A21B006
- ● F016A21B012
- ● F016A21B018
- ● F016A21B030
- ● F016A21B033

Dali
- ○ F016A21D001
- ● F016A21D006
- ● F016A21D012
- ● F016A21D018
- ● F016A21D030
- ● F016A21D033

3000K
Non Dimmable
- ○ F016A31A001
- ● F016A31A006
- ● F016A31A012
- ● F016A31A018
- ● F016A31A030
- ● F016A31A033

1-10V
- ○ F016A31B001
- ● F016A31B006
- ● F016A31B012
- ● F016A31B018
- ● F016A31B030
- ● F016A31B033

Dali
- ○ F016A31D001
- ● F016A31D006
- ● F016A31D012
- ● F016A31D018
- ● F016A31D030
- ● F016A31D033

4000K
Non Dimmable
- ○ F016A41A001
- ● F016A41A006
- ● F016A41A012
- ● F016A41A018
- ● F016A41A030
- ● F016A41A033

1-10V
- ○ F016A41B001
- ● F016A41B006
- ● F016A41B012
- ● F016A41B018
- ● F016A41B030
- ● F016A41B033

Dali
- ○ F016A41D001
- ● F016A41D006
- ● F016A41D012
- ● F016A41D018
- ● F016A41D030
- ● F016A41D033

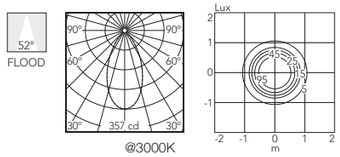

@3000K

Caule Bollard 1 Nest



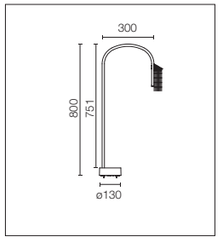

IP 66 · 1,9 Kg · IK 04 · LED INCL

LED-Lichtquelle im Lieferumfang enthalten. Integriertes 220-240-V-Netzteil zum Ein-/ Ausschalten und Dimmen.
Das Gerät kann mit Dübeln auf jedem Boden installiert werden.
Das Einbaugehäuse für die Installation auf einem Boden, auf dem eine Bodenplatte verlegt werden soll, muss separat bestellt werden.
110V Version auf Anfrage erhältlich.

LED light source included. Integrated 220-240V ON/OFF or dimmable electrical power. The device may be installed on any flooring with anchors. Box for installation on flooring laid over concrete sold separately.
110V version upon request.

Power Led: 5W - 447 lm ≠ FIXT 124 lm - 2700K/CRI 80 - 220-240V / 5W - 480 lm ≠ FIXT 137 lm - 3000K/CRI 80 - 220-240V / 5W - 513 lm ≠ FIXT 143 lm - 4000K/CRI 80 - 220-240V

2700K
Non Dimmable
- ○ F016B21A001
- ● F016B21A006
- ● F016B21A012
- ● F016B21A018
- ● F016B21A030
- ● F016B21A033

1-10V
- ○ F016B21B001
- ● F016B21B006
- ● F016B21B012
- ● F016B21B018
- ● F016B21B030
- ● F016B21B033

Dali
- ○ F016B21D001
- ● F016B21D006
- ● F016B21D012
- ● F016B21D018
- ● F016B21D030
- ● F016B21D033

3000K
Non Dimmable
- ○ F016B31A001
- ● F016B31A006
- ● F016B31A012
- ● F016B31A018
- ● F016B31A030
- ● F016B31A033

1-10V
- ○ F016B31B001
- ● F016B31B006
- ● F016B31B012
- ● F016B31B018
- ● F016B31B030
- ● F016B31B033

Dali
- ○ F016B31D001
- ● F016B31D006
- ● F016B31D012
- ● F016B31D018
- ● F016B31D030
- ● F016B31D033

4000K
Non Dimmable
- ○ F016B41A001
- ● F016B41A006
- ● F016B41A012
- ● F016B41A018
- ● F016B41A030
- ● F016B41A033

1-10V
- ○ F016B41B001
- ● F016B41B006
- ● F016B41B012
- ● F016B41B018
- ● F016B41B030
- ● F016B41B033

Dali
- ○ F016B41D001
- ● F016B41D006
- ● F016B41D012
- ● F016B41D018
- ● F016B41D030
- ● F016B41D033

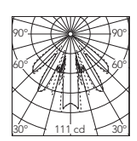

h(m)	E(lx)	D(m)
1	111	0.40
2	28	0.80
3	12	1.20
4	7	1.60
5	4	2.01

@3000K

Caule Bollard 2



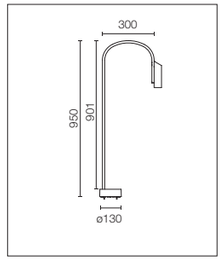

IP 66 · IK 04 · 2 Kg · LED INCL

LED-Lichtquelle im Lieferumfang enthalten. Integriertes 220-240-V-Netzteil zum Ein-/Ausschalten und Dimmen. Das Gerät kann mit Dübeln auf jedem Boden installiert werden. Das Einbaugehäuse für die Installation auf einem Boden, auf dem eine Bodenplatte verlegt werden soll, muss separat bestellt werden.
110V Version auf Anfrage erhältlich.

LED light source included. Integrated 220-240V ON/OFF or dimmable electrical power. The device may be installed on any flooring with anchors. Box for installation on flooring laid over concrete sold separately.
110V version upon request.

Power Led: 5W - 447 lm ≠ FIXT 282 lm - 2700K/CRI 80 - 220-240V / 5W - 480 lm ≠ FIXT 303 lm - 3000K/CRI 80 - 220-240V / 5W - 513 lm ≠ FIXT 324 lm - 4000K/CRI 80 - 220-240V

2700K
Non Dimmable
- ○ F016A22A001
- ● F016A22A006
- ● F016A22A012
- ● F016A22A018
- ● F016A22A030
- ● F016A22A033

1-10V
- ○ F016A22B001
- ● F016A22B006
- ● F016A22B012
- ● F016A22B018
- ● F016A22B030
- ● F016A22B033

Dali
- ○ F016A22D001
- ● F016A22D006
- ● F016A22D012
- ● F016A22D018
- ● F016A22D030
- ● F016A22D033

3000K
Non Dimmable
- ○ F016A32A001
- ● F016A32A006
- ● F016A32A012
- ● F016A32A018
- ● F016A32A030
- ● F016A32A033

1-10V
- ○ F016A32B001
- ● F016A32B006
- ● F016A32B012
- ● F016A32B018
- ● F016A32B030
- ● F016A32B033

Dali
- ○ F016A32D001
- ● F016A32D006
- ● F016A32D012
- ● F016A32D018
- ● F016A32D030
- ● F016A32D033

4000K
Non Dimmable
- ○ F016A42A001
- ● F016A42A006
- ● F016A42A012
- ● F016A42A018
- ● F016A42A030
- ● F016A42A033

1-10V
- ○ F016A42B001
- ● F016A42B006
- ● F016A42B012
- ● F016A42B018
- ● F016A42B030
- ● F016A42B033

Dali
- ○ F016A42D001
- ● F016A42D006
- ● F016A42D012
- ● F016A42D018
- ● F016A42D030
- ● F016A42D033

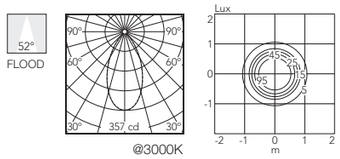

Caule Bollard 2 Nest



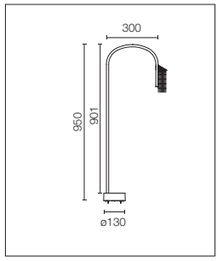

IP 66 · IK 04 · 1,9 Kg · LED INCL

LED-Lichtquelle im Lieferumfang enthalten. Integriertes 220-240-V-Netzteil zum Ein-/Ausschalten und Dimmen. Das Gerät kann mit Dübeln auf jedem Boden installiert werden. Das Einbaugehäuse für die Installation auf einem Boden, auf dem eine Bodenplatte verlegt werden soll, muss separat bestellt werden.
110V Version auf Anfrage erhältlich.

LED light source included. Integrated 220-240V ON/OFF or dimmable electrical power. The device may be installed on any flooring with anchors. Box for installation on flooring laid over concrete sold separately.
110V version upon request.

Power Led: 5W - 447 lm ≠ FIXT 124 lm - 2700K/CRI 80 - 220-240V / 5W - 480 lm ≠ FIXT 137 lm - 3000K/CRI 80 - 220-240V / 5W - 513 lm ≠ FIXT 143 lm - 4000K/CRI 80 - 220-240V

2700K
Non Dimmable
- ○ F016B22A001
- ● F016B22A006
- ● F016B22A012
- ● F016B22A018
- ● F016B22A030
- ● F016B22A033

1-10V
- ○ F016B22B001
- ● F016B22B006
- ● F016B22B012
- ● F016B22B018
- ● F016B22B030
- ● F016B22B033

Dali
- ○ F016B22D001
- ● F016B22D006
- ● F016B22D012
- ● F016B22D018
- ● F016B22D030
- ● F016B22D033

3000K
Non Dimmable
- ○ F016B32A001
- ● F016B32A006
- ● F016B32A012
- ● F016B32A018
- ● F016B32A030
- ● F016B32A033

1-10V
- ○ F016B32B001
- ● F016B32B006
- ● F016B32B012
- ● F016B32B018
- ● F016B32B030
- ● F016B32B033

Dali
- ○ F016B32D001
- ● F016B32D006
- ● F016B32D012
- ● F016B32D018
- ● F016B32D030
- ● F016B32D033

4000K
Non Dimmable
- ○ F016B42A001
- ● F016B42A006
- ● F016B42A012
- ● F016B42A018
- ● F016B42A030
- ● F016B42A033

1-10V
- ○ F016B42B001
- ● F016B42B006
- ● F016B42B012
- ● F016B42B018
- ● F016B42B030
- ● F016B42B033

Dali
- ○ F016B42D001
- ● F016B42D006
- ● F016B42D012
- ● F016B42D018
- ● F016B42D030
- ● F016B42D033

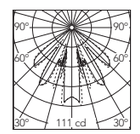

h(m)	E(lx)	D(m)
1	111	0.40
2	28	0.80
3	12	1.20
4	7	1.60
5	4	2.01

Caule Bollard 3



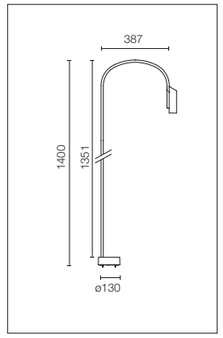

IP 66 · 2,2 Kg · IK 04 · LED INCL

LED-Lichtquelle im Lieferumfang enthalten. Integriertes 220-240-V-Netzteil zum Ein-/ Ausschalten und Dimmen. Das Gerät kann mit Dübeln auf jedem Boden installiert werden. Das Einbaugehäuse für die Installation auf einem Boden, auf dem eine Bodenplatte verlegt werden soll, muss separat bestellt werden.
110V Version auf Anfrage erhältlich.

LED light source included. Integrated 220-240V ON/OFF or dimmable electrical power. The device may be installed on any flooring with anchors. Box for installation on flooring laid over concrete sold separately.
110V version upon request.

Power Led: 5W - 447 lm ≠ FIXT 282 lm - 2700K/CRI 80 - 220-240V / 5W - 480 lm ≠ FIXT 303 lm - 3000K/CRI 80 - 220-240V / 5W - 513 lm ≠ FIXT 324 lm - 4000K/CRI 80 - 220-240V

2700K
Non Dimmable
- ○ F016A23A001
- ● F016A23A006
- ● F016A23A012
- ● F016A23A018
- ● F016A23A030
- ● F016A23A033

1-10V
- ○ F016A23B001
- ● F016A23B006
- ● F016A23B012
- ● F016A23B018
- ● F016A23B030
- ● F016A23B033

Dali
- ○ F016A23D001
- ● F016A23D006
- ● F016A23D012
- ● F016A23D018
- ● F016A23D030
- ● F016A23D033

3000K
Non Dimmable
- ○ F016A33A001
- ● F016A33A006
- ● F016A33A012
- ● F016A33A018
- ● F016A33A030
- ● F016A33A033

1-10V
- ○ F016A33B001
- ● F016A33B006
- ● F016A33B012
- ● F016A33B018
- ● F016A33B030
- ● F016A33B033

Dali
- ○ F016A33D001
- ● F016A33D006
- ● F016A33D012
- ● F016A33D018
- ● F016A33D030
- ● F016A33D033

4000K
Non Dimmable
- ○ F016A43A001
- ● F016A43A006
- ● F016A43A012
- ● F016A43A018
- ● F016A43A030
- ● F016A43A033

1-10V
- ○ F016A43B001
- ● F016A43B006
- ● F016A43B012
- ● F016A43B018
- ● F016A43B030
- ● F016A43B033

Dali
- ○ F016A43D001
- ● F016A43D006
- ● F016A43D012
- ● F016A43D018
- ● F016A43D030
- ● F016A43D033

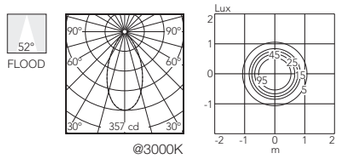

Caule Bollard 3 Nest



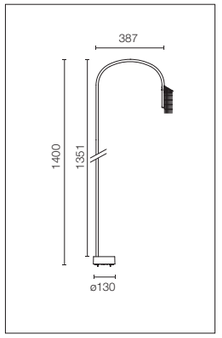

IP 66 · 2,2 Kg · IK 04 · LED INCL

LED-Lichtquelle im Lieferumfang enthalten. Integriertes 220-240-V-Netzteil zum Ein-/ Ausschalten und Dimmen. Das Gerät kann mit Dübeln auf jedem Boden installiert werden. Das Einbaugehäuse für die Installation auf einem Boden, auf dem eine Bodenplatte verlegt werden soll, muss separat bestellt werden.
110V Version auf Anfrage erhältlich.

LED light source included. Integrated 220-240V ON/OFF or dimmable electrical power. The device may be installed on any flooring with anchors. Box for installation on flooring laid over concrete sold separately.
110V version upon request.

Power Led: 5W - 447 lm ≠ FIXT 124 lm - 2700K/CRI 80 - 220-240V / 5W - 480 lm ≠ FIXT 137 lm - 3000K/CRI 80 - 220-240V / 5W - 513 lm ≠ FIXT 143 lm - 4000K/CRI 80 - 220-240V

2700K
Non Dimmable
- ○ F016B23A001
- ● F016B23A006
- ● F016B23A012
- ● F016B23A018
- ● F016B23A030
- ● F016B23A033

1-10V
- ○ F016B23B001
- ● F016B23B006
- ● F016B23B012
- ● F016B23B018
- ● F016B23B030
- ● F016B23B033

Dali
- ○ F016B23D001
- ● F016B23D006
- ● F016B23D012
- ● F016B23D018
- ● F016B23D030
- ● F016B23D033

3000K
Non Dimmable
- ○ F016B33A001
- ● F016B33A006
- ● F016B33A012
- ● F016B33A018
- ● F016B33A030
- ● F016B33A033

1-10V
- ○ F016B33B001
- ● F016B33B006
- ● F016B33B012
- ● F016B33B018
- ● F016B33B030
- ● F016B33B033

Dali
- ○ F016B33D001
- ● F016B33D006
- ● F016B33D012
- ● F016B33D018
- ● F016B33D030
- ● F016B33D033

4000K
Non Dimmable
- ○ F016B43A001
- ● F016B43A006
- ● F016B43A012
- ● F016B43A018
- ● F016B43A030
- ● F016B43A033

1-10V
- ○ F016B43B001
- ● F016B43B006
- ● F016B43B012
- ● F016B43B018
- ● F016B43B030
- ● F016B43B033

Dali
- ○ F016B43D001
- ● F016B43D006
- ● F016B43D012
- ● F016B43D018
- ● F016B43D030
- ● F016B43D033

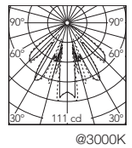

h(m)	E(lx)	D(m)
1	111	0.40
2	28	0.80
3	12	1.20
4	7	1.60
5	4	2.01

Caule: Zubehörteile / Accessories

Überspannungsschutzgerät. 275 Vac. Maximaler Entladestrom 10KA (8 / 20us). Maximaler Betriebsstrom 5A. Geeignet für Reihenschaltung. IP66.	Surge protection device. 275Vac. Maximum discharge current 10KA (8/20us). Maximum operating current 5A. Suitable for series connection. IP66.	F990E00A000	
Einbaugehäuse für Bodenmontage.	Box for ground installation.	F016Z000000	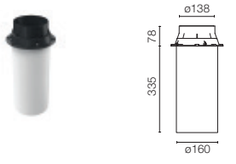

Flauta



Designed by Patricia Urquiola



Flauta Spiga 3



Flauta Spiga 1

Familie / Family

Flauta Riga



Power Led
12W
2x347 lm - 2700K/CRI 80
2x372 lm - 3000K/CRI 80
2x398 lm - 4000K/CRI 80

Flauta Spiga



Power Led
12W
2x347 lm - 2700K/CRI 80
2x372 lm - 3000K/CRI 80
2x398 lm - 4000K/CRI 80

Ausführungen / Colours

01 White



06 Grey



12 Forest Green



18 Deep Brown



30 Black



33 Anthracite

Beschreibung / Description

Wandleuchtenkollektion für den Außenbereich mit zweifacher Lichtemission; in drei verschiedenen Längen verfügbar.
Die Produkte zeichnen sich durch die Oberflächengravur aus, die in zwei raffinierten Varianten verfügbar ist: Flauta Riga, mit vertikalen Gravuren, und Flauta Spiga, gekennzeichnet durch ein elegantes und ausgeklügeltes Schrägmuster.
Ein Abweiser als Lampenzubehör, der in Übereinstimmung mit der Oberfläche des Lampenkörpers lackiert ist, kann nach Belieben auf dem oberen oder unteren Kopf installiert werden, um eine dekorative Wirkung des reflektierten Lichts zu erzielen.
Die tragenden Teile des Geräts bestehen aus Aluminium, das einem chemischen Umwandlungsverfahren unterzogen wird, sodass sie gegen atmosphärische Einflüsse beständig sind.
Der pulverlackierte Körper ist in verschiedenen Ausführungen gemäß dem QUALICOAT-Standard verfügbar. Die erste Epoxid-Pulverschicht bietet eine chemische und mechanische Widerstandsfähigkeit, die zweite Pulverendschicht aus Polyester stellt die Beständigkeit gegenüber UV-Strahlen und korrosiven Witterungseinflüssen sicher. Die lackierten Oberflächen werden mit basen- und säurehaltigen Reinigungen behandelt, mit entmineralisiertem Wasser gespült und einer Behandlung zur chemischen Konversion unterzogen, um den Oxidationsschutz zu gewährleisten.
Diffusor aus silikonisiertem, transparentem Glas zur Gewährleistung der Undurchlässigkeit.
Integrierte LED-Lichtquelle. Im Gerätekörper integrierter Driver für die Regelung des DALI-Dimmers.

Collection of outdoor wall-mounted light fittings with dual light emission, available in various lengths.
The units are characterised by the surface etching in two refined variations: Flauta Riga, with vertical lines, and Fluta Spiga, characterized by an elegant and sophisticated angular pattern.
Rounding out the device is a deflector accessory painted to match the finish of the lamp body. It can be installed as desired on the upper or lower head to create a decorative effect with reflected light.
The structure is made of aluminium treated with a chemical conversion process for effective resistance to atmospheric agents. The powder coating of the body is available in various finishes according to the QUALICOAT standard. The first layer of epoxy powder confers chemical and mechanical resistance. The second layer, a polyester powder finish, ensures resistance to UV rays and corrosive atmospheric agents. The painted surfaces are treated with alkiline and acid washes, rinsed with demineralised water, and subjected to chemical conversion treatment to protect against rust.
Diffuser in transparent glass, sealed to guarantee water resistance.
Integrated LED light source. Driver integrated in the body of the unit for DALI dimmer control.

Flauta Riga 1



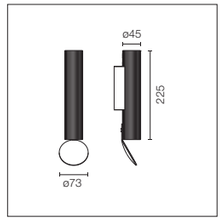

IP 65 · 0,6 Kg · IK 04 · LED INCL

LED-Lichtquelle inbegriffen.
Integriertes dimmbares DALI-Netzteil (220-240 V).
Mit optionalem Abweiser zur Montage auf dem oberen oder unteren Emissionskopf.
110 V-Version auf Anfrage verfügbar.

LED light source included.
Integrated 220-240V electrical power with DALI dimmer.
Comes with deflector for optional installation on the upper or lower head.
110V version available by request.

Power Led: 12W - 2x555 lm ≠ FIXT 2x347 lm - 2700K/CRI 80 - 220-240V / 12W - 2x597 lm ≠ FIXT 2x372 lm - 3000K/CRI 80 - 220-240V / 12W - 2x638 lm ≠ FIXT 2x398 lm - 4000K/CRI 80 - 220-240V

2700K
- ○ F019A21D001
- ● F019A21D006
- ● F019A21D012
- ● F019A21D018
- ● F019A21D030
- ● F019A21D033

3000K
- ○ F019A31D001
- ● F019A31D006
- ● F019A31D012
- ● F019A31D018
- ● F019A31D030
- ● F019A31D033

4000K
- ○ F019A41D001
- ● F019A41D006
- ● F019A41D012
- ● F019A41D018
- ● F019A41D030
- ● F019A41D033

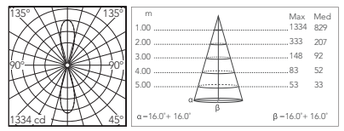

@3000K

Flauta Riga 2



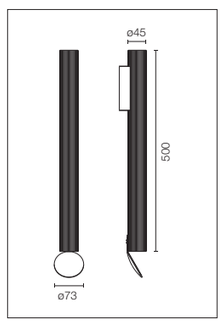

IP 65 · 1,4 Kg · IK 04 · LED INCL

LED-Lichtquelle inbegriffen.
Integriertes dimmbares DALI-Netzteil (220-240 V).
Mit optionalem Abweiser zur Montage auf dem oberen oder unteren Emissionskopf.
110 V-Version auf Anfrage verfügbar.

LED light source included.
Integrated 220-240V electrical power with DALI dimmer.
Comes with deflector for optional installation on the upper or lower head.
110V version available by request.

Power Led: 12W - 2x555 lm ≠ FIXT 2x347 lm - 2700K/CRI 80 - 220-240V / 12W - 2x597 lm ≠ FIXT 2x372 lm - 3000K/CRI 80 - 220-240V / 12W - 2x638 lm ≠ FIXT 2x398 lm - 4000K/CRI 80 - 220-240V

2700K
- ○ F019A22D001
- ● F019A22D006
- ● F019A22D012
- ● F019A22D018
- ● F019A22D030
- ● F019A22D033

3000K
- ○ F019A32D001
- ● F019A32D006
- ● F019A32D012
- ● F019A32D018
- ● F019A32D030
- ● F019A32D033

4000K
- ○ F019A42D001
- ● F019A42D006
- ● F019A42D012
- ● F019A42D018
- ● F019A42D030
- ● F019A42D033

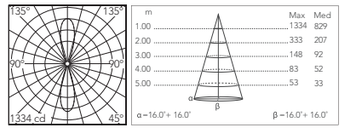

@3000K

Flauta Spiga 1



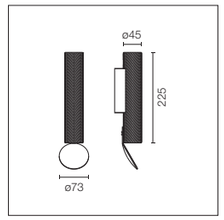

IP 65 · 0,6 Kg · IK 04 · LED INCL

LED-Lichtquelle inbegriffen.
Integriertes dimmbares DALI-Netzteil (220-240 V).
Mit optionalem Abweiser zur Montage auf dem oberen oder unteren Emissionskopf.
110 V-Version auf Anfrage verfügbar.

LED light source included.
Integrated 220-240V electrical power with DALI dimmer.
Comes with deflector for optional installation on the upper or lower head.
110V version available by request.

Power Led: 12W - 2x555 lm ≠ FIXT 2x347 lm - 2700K/CRI 80 - 220-240V / 12W - 2x597 lm ≠ FIXT 2x372 lm - 3000K/CRI 80 - 220-240V / 12W - 2x638 lm ≠ FIXT 2x398 lm - 4000K/CRI 80 - 220-240V

2700K
- ○ F019B21D001
- ● F019B21D006
- ● F019B21D012
- ● F019B21D018
- ● F019B21D030
- ● F019B21D033

3000K
- ○ F019B31D001
- ● F019B31D006
- ● F019B31D012
- ● F019B31D018
- ● F019B31D030
- ● F019B31D033

4000K
- ○ F019B41D001
- ● F019B41D006
- ● F019B41D012
- ● F019B41D018
- ● F019B41D030
- ● F019B41D033

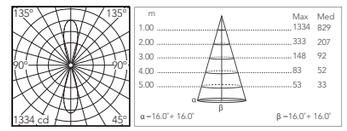

@3000K

Flauta Spiga 2



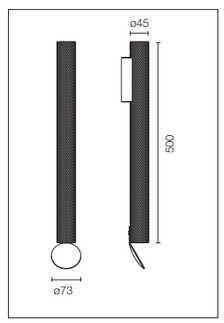

IP 65 · 1,4 Kg · IK 04 · LED INCL

LED-Lichtquelle inbegriffen.
Integriertes dimmbares DALI-Netzteil (220-240 V).
Mit optionalem Abweiser zur Montage auf dem oberen oder unteren Emissionskopf.
110 V-Version auf Anfrage verfügbar.

LED light source included.
Integrated 220-240V electrical power with DALI dimmer.
Comes with deflector for optional installation on the upper or lower head.
110V version available by request.

Power Led: 12W - 2x555 lm ≠ FIXT 2x347 lm - 2700K/CRI 80 - 220-240V / 12W - 2x597 lm ≠ FIXT 2x372 lm - 3000K/CRI 80 - 220-240V / 12W - 2x638 lm ≠ FIXT 2x398 lm - 4000K/CRI 80 - 220-240V

2700K
- ○ F019B22D001
- ● F019B22D006
- ● F019B22D012
- ● F019B22D018
- ● F019B22D030
- ● F019B22D033

3000K
- ○ F019B32D001
- ● F019B32D006
- ● F019B32D012
- ● F019B32D018
- ● F019B32D030
- ● F019B32D033

4000K
- ○ F019B42D001
- ● F019B42D006
- ● F019B42D012
- ● F019B42D018
- ● F019B42D030
- ● F019B42D033

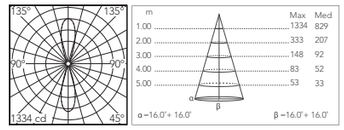

@3000K

Flauta Riga 3



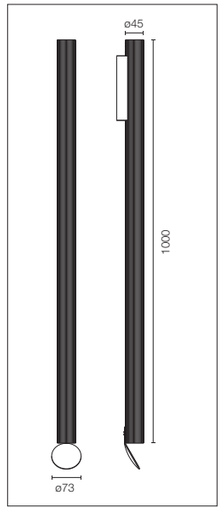

IP 65 · 2,6 Kg · LED INCL · IK 04

LED-Lichtquelle inbegriffen.
Integriertes dimmbares DALI-Netzteil (220-240 V).
Mit optionalem Abweiser zur Montage auf dem oberen oder unteren Emissionskopf.
110 V-Version auf Anfrage verfügbar.

LED light source included.
Integrated 220-240V electrical power with DALI dimmer.
Comes with deflector for optional installation on the upper or lower head.
110V version available by request.

Power Led: 12W - 2x555 lm ≠ FIXT 2x347 lm - 2700K/CRI 80 - 220-240V / 12W - 2x597 lm ≠ FIXT 2x372 lm - 3000K/CRI 80 - 220-240V / 12W - 2x638 lm ≠ FIXT 2x398 lm - 4000K/CRI 80 - 220-240V

2700K
- ○ F019A23D001
- ● F019A23D006
- ● F019A23D012
- ● F019A23D018
- ● F019A23D030
- ● F019A23D033

3000K
- ○ F019A33D001
- ● F019A33D006
- ● F019A33D012
- ● F019A33D018
- ● F019A33D030
- ● F019A33D033

4000K
- ○ F019A43D001
- ● F019A43D006
- ● F019A43D012
- ● F019A43D018
- ● F019A43D030
- ● F019A43D033

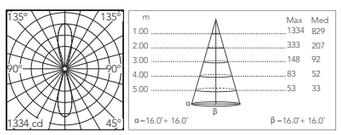

@3000K

Flauta Spiga 3



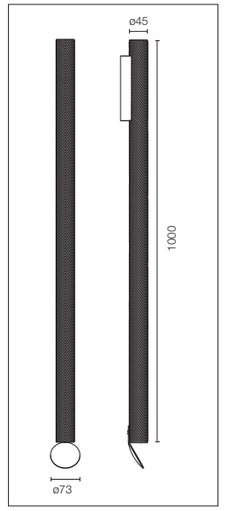

IP 65 · 2,6 Kg · LED INCL · IK 04

LED-Lichtquelle inbegriffen.
Integriertes dimmbares DALI-Netzteil (220-240 V).
Mit optionalem Abweiser zur Montage auf dem oberen oder unteren Emissionskopf.
110 V-Version auf Anfrage verfügbar.

LED light source included.
Integrated 220-240V electrical power with DALI dimmer.
Comes with deflector for optional installation on the upper or lower head.
110V version available by request.

Power Led: 12W - 2x555 lm ≠ FIXT 2x347 lm - 2700K/CRI 80 - 220-240V / 12W - 2x597 lm ≠ FIXT 2x372 lm - 3000K/CRI 80 - 220-240V / 12W - 2x638 lm ≠ FIXT 2x398 lm - 4000K/CRI 80 - 220-240V

2700K
- ○ F019B23D001
- ● F019B23D006
- ● F019B23D012
- ● F019B23D018
- ● F019B23D030
- ● F019B23D033

3000K
- ○ F019B33D001
- ● F019B33D006
- ● F019B33D012
- ● F019B33D018
- ● F019B33D030
- ● F019B33D033

4000K
- ○ F019B43D001
- ● F019B43D006
- ● F019B43D012
- ● F019B43D018
- ● F019B43D030
- ● F019B43D033

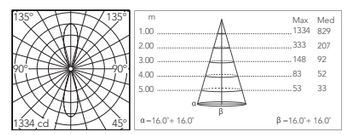

@3000K



Lighting in the Rain

Designed by Philippe Starck





Superarchimoon



Romeo Suspension



Romeo Floor

Familie / Family

Lighting in the Rain



HSGS E27
250W
or
Led
21W
2450 lm - 3000K/CRI 80

Ausführungen / Colours



22 Panama



41 Green Wall

Beschreibung / Description

KTribe F3 Outdoor
Bodenlampe für die Verwendung im Außenbereich, die diffuses Licht bietet. Basis und die Stabstütze bestehen aus druckgegossenem Aluminium. Die Strukturteile werden erfahren unterzogen, sodass sie gegen atmosphärische Einflüsse beständig sind. Chrom-Feinbearbeitung. Innendiffusor und Lampenfassung aus spritzgegossenem Polycarbonat. Außendiffusor aus farbig geflochtenem PVC-Rohr und Innenrahmen aus Polyester lackierten Aluminiumstangen. Gegengewicht aus mit Kataphoreseverfahren behandeltem Stahl, für einen wirksamen Wetterschutz. Abdeckung des Außendiffusors aus druckgegossenem, lackiertem Aluminium.

Romeo C3 Outdoor
Deckenhängeleuchte für den Außenbereich mit direktem und diffusem Licht. Außendiffusor aus farbig geflochtenem PVC-Rohr, Innenrahmen aus Polyester lackierten Aluminiumrohren Innendiffusor aus unter Vakuum thermogeformtem, opalem Polycarbonat, der vom Benutzer ohne die Verwendung von Werkzeugen für den Austausch der Lampe abgenommen werden kann. Diffusorstütze aus druckgegossener Aluminiumlegierung, eloxiert und grau flüssiglackiert. Deckenhalterung aus druckgegossener Aluminiumlegierung mit glänzender Feinbearbeitung.
Abdeckfenster aus spritzgegossenem Polycarbonat (PC). Ständer aus rostfreier Stahllegierung 316L – poliert. Um einen angemessenen Schutz gegen Wetterbedingungen zu gewährleisten, werden alle lackierten Teile mittels einem chemischen Umwandlungsverfahren einer Korrosionsschutzbehandlung unterzogen.

Superarchimoon Outdoor
Bodenleuchte für den Außenbereich mit direktem und diffusem Licht. Außendiffusor aus farbig geflochtenem PVC-Rohr. Innenrahmen aus Polyester lackierten Aluminiumrohren. Innendiffusor aus spritzgegossenem, opalem Polycarbonat. Die Strukturteile der Leuchte (Basisträger, Diffusorstützen, Arme, Gabeln, Hebel und Zugstangen) sind einem chemischen Umwandlungsverfahren unterzogen worden, um einen besseren Schutz gegen Wetterbedingungen zu gewährleisten. Grau lackierter Leuchtkörper. Federn und mechanische Hauptelemente bestehen ebenfalls aus spezifischen, witterungsbeständigen Materialien.
Die Leuchte hat keine ON/OFF Funktion und keine Lichtflussregelung aber sie verfügt über ein transparentes, bipolares 10 m langes Stromkabel. Ausserdem ist es mit einer Abzweigdose ausgerüstet, die für eine Verkabelung bei Anwendungen im Außenbereich geeignet ist.

Verwenden Sie ein Anschlusssystem mit einem Schutzgrad, der gleich oder höher als der Schutzgrad des Geräts ist.

KTribe F3 Outdoor
Floor lamp emitting diffused light for outdoor use. Die-cast aluminum base and pole support. Chemical conversion treatment of the structural parts to enhance their resistance to atmospheric agents. Chrome finish. Injection-molded polycarbonate internal diffuser and bulb-holder. External diffuser made from braided colored PVC tubes and inner frame from polyester-painted aluminum tubes. Steel cataphoresis treated coun-terweight for effective weather resistance. Painted die-cast aluminum external diffuser cover.

Romeo C3 Outdoor
Suspension luminaire for outdoor use providing direct and diffused light. External diffuser obtained from braided colored PVC tubes, internal frame in polyester-painted aluminum tubes. Inner diffuser in opal-colored, vacuum-formed polycarbonate which is removable for bulb change without the use of tools. Diffuser support in anodized die-cast aluminum alloy, liquid grey painted. Die-cast aluminum alloy ceiling fitting with polished finish. Injection-molded polycarbonate (PC) cover rose. 316L stainless steel pole – polished.
In order to obtain good weather resistance, all the painted details have undergone a chemical conversion treatment for enhanced corrosion resistance.

Superarchimoon Outdoor
Floor lamp for outdoor use providing direct and dif-fused light. External diffuser obtained from braided colored PVC tubes, internal frame in polyester-painted aluminum tubular. Internal diffuser in injection-molded opal polycarbonate.
The structural parts of the luminaire (base support, diffusers support, arms, brackets, levers and tie rods) have been treated with a chemical conversion for enhanced weather resistance. The body is painted in grey. Springs and main mechanical components are also made with special materials for good weather resistance.
The luminaire has no ON/OFF switch or luminous flux adjustment, but has a 10 mt transparent bipolar feeding cord. The luminaire also is equipped with a junction box suitable for outdoor applications.

We recommend using a connection system with a higher or equal protection degree than the one of the luminaire.

Romeo Outdoor C3 Pvc 710 mm



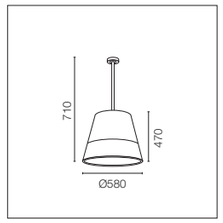

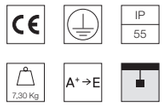

IP 55

Ausgeschlossene Lichtquelle. Light source not included.

HSGS E27: 1x250W or **1 LED:** 21W - 2450 lm - 3000K

- F6468022
- F6468041

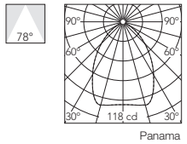

Panama

Beam Angle:	78°
h(m)	E(lx) D(m)
1	118 1.63
2	30 3.26
3	13 4.89
4	7 6.53
5	5 8.16

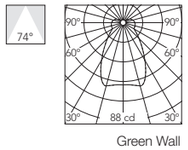

Green Wall

Beam Angle:	74°
h(m)	E(lx) D(m)
1	88 1.50
2	22 3.01
3	10 4.51
4	6 6.02
5	4 7.52

Zubehörteile / Accessories

1 x LED 21W E27 2450lm 3000K cod. RF26998 [e] DIMMER

Romeo Outdoor C3 Pvc 910 mm



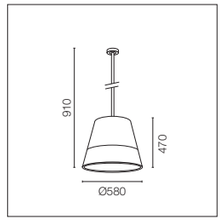

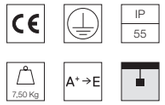

IP 55

Ausgeschlossene Lichtquelle. Light source not included.

HSGS E27: 1x250W or **1 LED:** 21W - 2450 lm - 3000K

- F6469022
- F6469041

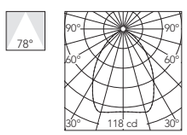

Panama

Beam Angle:	78°
h(m)	E(lx) D(m)
1	118 1.63
2	30 3.26
3	13 4.89
4	7 6.53
5	5 8.16

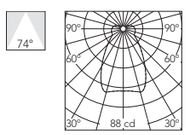

Green Wall

Beam Angle:	74°
h(m)	E(lx) D(m)
1	88 1.50
2	22 3.01
3	10 4.51
4	6 6.02
5	4 7.52

Zubehörteile / Accessories

1 x LED 21W E27 2450lm 3000K cod. RF26998 [e] DIMMER

KTribe F3 Outdoor



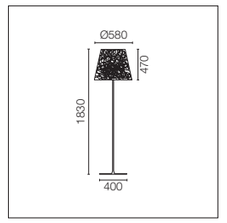

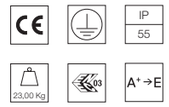

IP 55

Ausgeschlossene Lichtquelle. Light source not included.

HSGS E27: 1x250W or **1 LED:** 21W - 2450 lm - 3000K Dimming

- F6268022
- F6268041

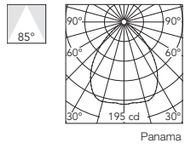

Panama

Beam Angle:	85°
h(m)	E(lx) D(m)
1	195 1.82
2	49 3.64
3	22 5.46
4	12 7.28
5	8 9.10

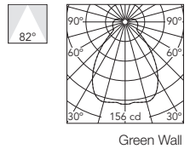

Green Wall

Beam Angle:	82°
h(m)	E(lx) D(m)
1	156 1.74
2	39 3.49
3	17 5.23
4	10 6.98
5	6 8.72

Zubehörteile / Accessories

1 x LED 21W E27 2450lm 3000K cod. RF26998 [e] DIMMER

Superarchimoon Outdoor



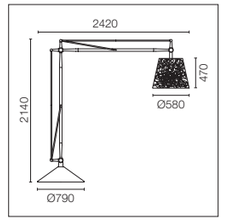

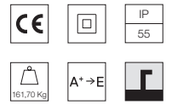

IP 55

Ausgeschlossene Lichtquelle. Light source not included.

HSGS E27: 1x250W or **1 LED:** 21W - 2450 lm - 3000K

- F6367022
- F6367041

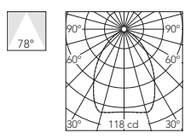

Panama

Beam Angle:	78°
h(m)	E(lx) D(m)
1	118 1.63
2	30 3.26
3	13 4.89
4	7 6.53
5	5 8.16

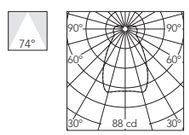

Green Wall

Beam Angle:	74°
h(m)	E(lx) D(m)
1	88 1.50
2	22 3.01
3	10 4.51
4	6 6.02
5	4 7.52

Zubehörteile / Accessories

1 x LED 21W E27 2450lm 3000K cod. RF26998 [e] DIMMER

Landlord

Designed by Piero Lissoni





Landlord Ground



Landlord Soft



Landlord Spot + Pole

Familie / Family

Landlord Spot



Power Led
2,3W
130 lm - 2700K/CRI 80
135 lm - 3000K/CRI 80
140 lm - 4000K/CRI 80

Landlord Spot + Pole



Spot Optic
Power Led
3,4W
135 lm - 2700K/CRI 80
140 lm - 3000K/CRI 80
145 lm - 4000K/CRI 80

Medium Optic
Power Led
7,2W
442 lm - 2700K/CRI 80
457 lm - 3000K/CRI 80
492 lm - 4000K/CRI 80

Landlord Soft



Power Led
5W
242 lm - 2700K/CRI 80
252 lm - 3000K/CRI 80
269 lm - 4000K/CRI 80

Landlord Ground



Power Led
2,3W
121 lm - 2700K/CRI 80
125 lm - 3000K/CRI 80
130 lm - 4000K/CRI 80

Power Led
3,4W
183 lm - 2700K/CRI 80
189 lm - 3000K/CRI 80
196 lm - 4000K/CRI 80

Ausführungen / Colours

Landlord Spot / Soft

01 White



06 Grey



12 Forest Green



18 Deep Brown



30 Black



33 Anthracite



71 Anodized Black

Landlord Ground



56 Matt Stainless Steel

Beschreibung / Description

Landlord Spot
IP66-Projektor für die Außenanwendung, hergestellt aus einem gedrehten Aluminiumkörper, mit 24V versorgt, und in 2700K-, 3000K- und 4000K-Farbtemperaturen verfügbar. Auf der horizontalen Achse kann der Strahler um 359° geschwenkt werden und auf der vertikalen Achse bis zu 30° nach unten und 90° nach oben.
Landlord Spots sind in zwei Größen verfügbar: Kopf mit ø40 und ø50, wobei beide über eine abnehmbare Vorderhülse verfügen, um Flutlinsen oder bis zu zwei "honeycomb" für höchsten Sichtkomfort anzubringen.
Landlord Spots können auf festen Erdspießen mit der Möglichkeit eines optionalen Pfahls, auf einer Wandbasis, oder auf dem innovativen Baumgürtel, der dazu entwickelt ist, die Leuchten direkt auf den Baumzweigen zu befestigen, angebracht werden.

Landlord Soft
IP65-Projektor für die Außenanwendung mit diffuser Beleuchtung.
Das Produkt ist durch einen scheibenförmigen Aluminiumkopf gekennzeichnet, der bis zu einem 20°-Strahl einstellbar und in Position arretierbar ist, es wird mit 24V versorgt und ist in den Farbtemperaturen 2700K, 3000K und 4000K verfügbar.
Das ist das perfekte Tool zur Beleuchtung von Sträuchern, Blumenbeeten und Durchgangsbereichen mit einem einheitlichen, diffusen Lichtstrahl.
Landlord Soft kann auf festen Erdspießen mit der Möglichkeit eines optionalen Pfahls angebracht werden.

Landlord Ground
IP67-Leuchten für vertiefte Bodeninstallation, 24V-Versorgung. Körper aus eloxiertem und anschließend geharztem Aluminium, Außenring aus kugelgestrahltem Edelstahl, der die gesamte Steuerelektronik umhüllt. Kopf in zwei Größen verfügbar - ø49 mm und ø64 mm - mit frontaler oder streifender Emission (ein, zwei oder vier Strahlen).
Frontale Emissionsversionen sind mit Punkt- oder Medium-Optik verfügbar mit der integrierten, nicht entfernbaren "honeycomb" für höchsten optischen Komfort verfügbar.
Ist in der Installationsbox zu installieren.

Landlord Spot
IP66 projector for external use made of turned aluminium body and powered at 24V, and available in 2700K, 3000K and 4000K colour temperatures. With reference to the horizontal axis the spotlight can be swivelled by 359°, on the vertical axis by up to 30° down and up to 90° up.
Landlord Spots are available in two sizes, ø40 and ø50 head, both equipped with desmontable front ferrule, in order to install flood lens or up to two honeycombs for maximum visual confort.
Landlord Spots can be installed on solid ground spikes, with the possibility of an optional picket, on wall base, or on the innovative tree belt, designed to fix the luminaries directly on tree branches.

Landlord Soft
IP65 projector for external use, designed to offer diffuse lighting.
It is characterized by an aluminium disk shape head, orientable up to 20° beam and lockable in position, to be powered at 24V, and available in 2700K, 3000K and 4000K colour temperature.
It is the perfect tool to light bushes, flowerbed and transit areas with an homogenous diffuse light beam.
Landlord Soft can be installed on solid ground spikes, with the possibility of an optional picket.

Landlord Ground
IP67 luminaries for ground recessed installation, powered 24V. Body in anodized, then resined aluminium, external ring in shot-peened stainless steel, encasing the entire control electronics. Head available in two sizes, ø49 mm, and ø64 mm, with frontal or grazing emission (one, two or four beams).
Frontal emission version are available with spot or medium optic, or with integrated non removable honeycomb, for maximum visual confort.
To be installed in its installation box.

Landlord Spot Ø40



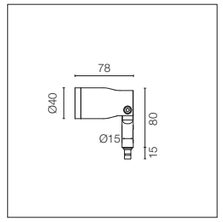

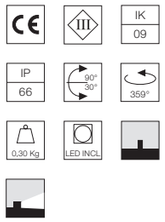

Strahlverstellbarer Kopf für die Installation auf Bodenstangen oder auf einer Wandbasis.
Stangen und Basis sind als separates Zubehör zu bestellen.
Köpfe sind mit einer abnehmbaren Hülse zum Einfügen von Flutlinsen oder bis zu zwei "honeycomb" ausgestattet (als separates Zubehör zu bestellen).
24V-Fernstromversorgung, separat zu bestellen.
Jeder Kopf hat ein 2000 mm langes Ausgangskabelsegment und einen Kabelsatz.

Spot adjustable head for installation on ground poles or on wall base.
Poles and base to be ordered as separated accessories.
Heads are equipped with a dismountable ferrule, to insert flood lens or up to two honeycombs, (to be ordered as separate accessories).
24V remote power supply to be ordered separately.
Each head comes with a 2000 mm lenght outgoing cable and a wiring kit.

Optic Spot 12°

Power Led: 2,3W - 188 lm ≠ *FIXT 130 lm - 2700K/CRI 80 - 24V / 2,3W - 195 lm ≠ *FIXT 135 lm - 3000K/CRI 80 - 24V / 2,3W - 202 lm ≠ *FIXT 140 lm - 4000K/CRI 80 - 24V

2700K

PWM Dimmable

- ○ F004D21A001
- ● F004D21A006
- ● F004D21A012
- ● F004D21A018
- ● F004D21A030
- ● F004D21A033
- ● F004F21A071

3000K

PWM Dimmable

- ○ F004D31A001
- ● F004D31A006
- ● F004D31A012
- ● F004D31A018
- ● F004D31A030
- ● F004D31A033
- ● F004F31A071

4000K

PWM Dimmable

- ○ F004D41A001
- ● F004D41A006
- ● F004D41A012
- ● F004D41A018
- ● F004D41A030
- ● F004D41A033
- ● F004F41A071

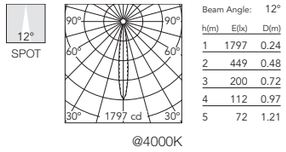

@4000K

Beam Angle:	12°
h(m)	E(lx) D(m)
1	1797 0.24
2	449 0.48
3	200 0.72
4	112 0.97
5	72 1.21

Optic Medium 34°

Power Led: 2,3W - 188 lm ≠ *FIXT 122 lm - 2700K/CRI 80 - 24V / 2,3W - 195 lm ≠ *FIXT 127 lm - 3000K/CRI 80 - 24V / 2,3W - 202 lm ≠ *FIXT 131lm - 4000K/CRI 80 - 24V

2700K

PWM Dimmable

- ○ F004D22A001
- ● F004D22A006
- ● F004D22A012
- ● F004D22A018
- ● F004D22A030
- ● F004D22A033
- ● F004F22A071

3000K

PWM Dimmable

- ○ F004D32A001
- ● F004D32A006
- ● F004D32A012
- ● F004D32A018
- ● F004D32A030
- ● F004D32A033
- ● F004F32A071

4000K

- ○ F004D42A001
- ● F004D42A006
- ● F004D42A012
- ● F004D42A018
- ● F004D42A030
- ● F004D42A033
- ● F004F42A071

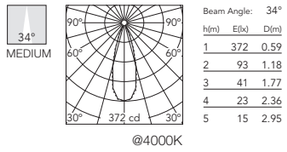

@4000K

Beam Angle:	34°
h(m)	E(lx) D(m)
1	372 0.59
2	93 1.18
3	41 1.77
4	23 2.36
5	15 2.95

* Maximale Leuchten pro Stromversorgung / Maximum number of luminaires per power supply.

Maximale Leuchten pro Stromversorgung (220÷ 240 V). Diese Angaben müssen unter Berücksichtigung der spezifischen Installationsbedingungen überprüft werden.

Maximum number of luminaires per power supply. (220÷240 V). These data must be checked taking into account the specific installation conditions.

Non Dimmable		Dimmable	
Acc. RF25754	3	Acc. F990B02A000	13
Acc. RF25748	3	Acc. F990B03A000	13
Acc. RF25747	4	Acc. F990B04A000	28
Acc. RF25757	4	Acc. F990B05A000	28
Acc. F990B23AZ00	12		
Acc. RF25755	17		
Acc. RF25749	27		

Landlord Spot Ø50



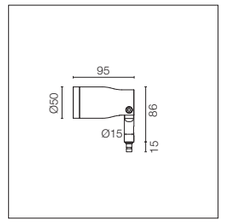

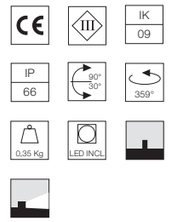

Strahlverstellbarer Kopf für die Installation auf Bodenstangen oder auf einer Wandbasis.
Stangen und Basis sind als separates Zubehör zu bestellen.
Köpfe sind mit einer abnehmbaren Hülse zum Einfügen von Flutlinsen oder bis zu zwei "honeycomb" ausgestattet (als separates Zubehör zu bestellen).
24V-Fernstromversorgung, separat zu bestellen.
Jeder Kopf hat ein 2000 mm langes Ausgangskabelsegment und einen Kabelsatz.

Spot adjustable head for installation on ground poles or on wall base.
Poles and base to be ordered as separated accessories.
Heads are equipped with a dismountable ferrule, to insert flood lens or up to two honeycombs, (to be ordered as separate accessories).
24V remote power supply to be ordered separately.
Each head comes with a 2000 mm lenght outgoing cable and a wiring kit.

Optic Narrow Spot 7°

Power Led: 3,4W - 251 lm ≠ FIXT 135 lm - 2700K/CRI 80 - 24V / 3,4W - 260 lm ≠ FIXT 140 lm - 3000K/CRI 80 - 24V / 3,4W - 270 lm ≠ FIXT 145 lm - 4000K/CRI 80 - 24V

2700K

PWM Dimmable

- ○ F004E21A001
- ● F004E21A006
- ● F004E21A012
- ● F004E21A018
- ● F004E21A030
- ● F004E21A033
- ● F004G21A071

3000K

PWM Dimmable

- ○ F004E31A001
- ● F004E31A006
- ● F004E31A012
- ● F004E31A018
- ● F004E31A030
- ● F004E31A033
- ● F004G31A071

4000K

PWM Dimmable

- ○ F004E41A001
- ● F004E41A006
- ● F004E41A012
- ● F004E41A018
- ● F004E41A030
- ● F004E41A033
- ● F004G41A071

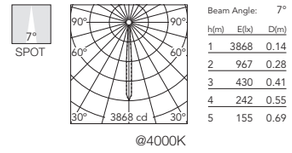

@4000K

Beam Angle:	7°
h(m)	E(lx) D(m)
1	3868 0.14
2	967 0.28
3	430 0.41
4	242 0.55
5	155 0.69

* Maximale Leuchten pro Stromversorgung / Maximum number of luminaires per power supply.

Maximale Leuchten pro Stromversorgung (220÷ 240 V). Diese Angaben müssen unter Berücksichtigung der spezifischen Installationsbedingungen überprüft werden.

Maximum number of luminaires per power supply. (220÷240 V). These data must be checked taking into account the specific installation conditions.

Non Dimmable		Dimmable	
Acc. RF25754	1	Acc. F990B02A000	7
Acc. RF25748	1	Acc. F990B03A000	7
Acc. RF25747	3	Acc. F990B04A000	17
Acc. RF25757	3	Acc. F990B05A000	17
Acc. F990B23AZ00	7		
Acc. RF25755	9		
Acc. RF25749	17		

Optic Medium 24°

Power Led: 7,2W - 666 lm ≠ FIXT 442 lm - 2700K/CRI 80 - 24V / 7,2W - 689 lm ≠ FIXT 457 lm - 3000K/CRI 80 - 24V / 7,2W - 741 lm ≠ FIXT 492 lm - 4000K/CRI 80 - 24V

2700K

PWM Dimmable

- ○ F004E22A001
- ● F004E22A006
- ● F004E22A012
- ● F004E22A018
- ● F004E22A030
- ● F004E22A033
- ● F004G22A071

3000K

PWM Dimmable

- ○ F004E32A001
- ● F004E32A006
- ● F004E32A012
- ● F004E32A018
- ● F004E32A030
- ● F004E32A033
- ● F004G32A071

4000K

PWM Dimmable

- ○ F004E42A001
- ● F004E42A006
- ● F004E42A012
- ● F004E42A018
- ● F004E42A030
- ● F004E42A033
- ● F004G42A071

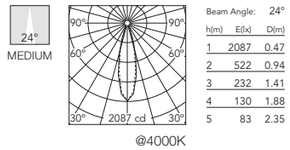

@4000K

Beam Angle:	24°
h(m)	E(lx) D(m)
1	2087 0.47
2	522 0.94
3	232 1.41
4	130 1.88
5	83 2.35

* Maximale Leuchten pro Stromversorgung / Maximum number of luminaires per power supply.

Maximale Leuchten pro Stromversorgung (220÷ 240 V). Diese Angaben müssen unter Berücksichtigung der spezifischen Installationsbedingungen überprüft werden.

Maximum number of luminaires per power supply. (220÷240 V). These data must be checked taking into account the specific installation conditions.

Non Dimmable		Dimmable	
Acc. RF25754	1	Acc. F990B02A000	3
Acc. RF25748	1	Acc. F990B03A000	3
Acc. RF25747	1	Acc. F990B04A000	7
Acc. RF25757	1	Acc. F990B05A000	7
Acc. F990B23AZ00	3		
Acc. RF25755	6		
Acc. RF25749	9		

Landlord Spot: Kopf + Stangenzubehör / Head + pole accessory

Spot Ø40



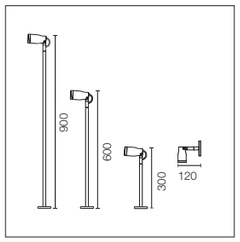

Stange mit Basis.
Fertig für die Installation auf starrer Basis.
Für die Installation am Boden, Erdpfosten inbegriffen, als separater Artikel zu bestellen.

Pole with base.
Ready for installation on solid surface. Ground installation needs earth stick use, to be ordered as separated item.



H 300 mm
- ○ F004Z010001
- ● F004Z010006
- ● F004Z010012
- ● F004Z010018
- ● F004Z010030
- ● F004Z010033
- ● F004Z0D0071

H 600 mm
- ○ F004Z020001
- ● F004Z020006
- ● F004Z020012
- ● F004Z020018
- ● F004Z020030
- ● F004Z020033
- ● F004Z0E0071

H 900 mm
- ○ F004Z030001
- ● F004Z030006
- ● F004Z030012
- ● F004Z030018
- ● F004Z030030
- ● F004Z030033
- ● F004Z0F0071

Spot Ø50



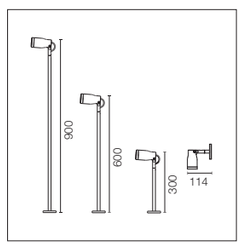

Landlord Spot: Zubehörteile / Accessories

Wandbasis. Zubehör für die Anbringung der Leuchte direkt auf dem Baumzweig, von ø30 mm bis zu ø100 mm. Deep Brown Ausführungen.	Wall base. Accessory for spot installation directly on tree branch, from ø30mm up to ø100mm. Deep Brown finishing.	○ F004Z040001 ● F004Z040006 ● F004Z040012 ● F004Z040018 ● F004Z040030 ● F004Z040033 ● F004Z0A0071	
Erdpfosten. Auf den Stangen mit Basis zu montieren.	Earth stick. To be mounted on poles with base.	F004Z060000	
Honeycomb.	Honeycomb.	Landlord Spot Ø40 F004Z0B0000 Landlord Spot Ø50 F004Z0L0000	
Floodlinse.	Flood lens.	Landlord Spot Ø40 F004Z0C0000 Landlord Spot Ø50 F004Z0H0000	
Baumgürtel. Zubehör für die Anbringung der Leuchte direkt auf dem Baumzweig, von ø30 mm bis zu ø100 mm. Deep Brown Ausführungen.	Tree strap. Accessory for spot installation directly on tree branch, from ø30mm up to ø100mm. Deep Brown finishing.	F004Z070000	

Landlord Soft



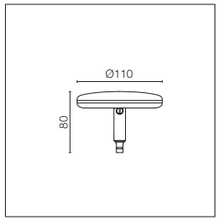

20°-einstellbarer Kopf für die Installation auf Bodenstangen. Stangen sind als separates Zubehör zu bestellen.
24V-Fernstromversorgung, separat zu bestellen.
Jeder Kopf hat ein 2000 mm langes Ausgangskabelsegment und einen Kabelsatz.

20° adjustable head for installation on ground poles. Poles to be ordered as separated accessories.
24V remote power supply to be ordered separately.
Each head comes with a 2000 mm lenght outgoing cable and a wiring kit.

Top Led: 5W - 379 lm ≠ FIXT 242 lm - 2700K/CRI 80 - 24V / 5W - 395 lm ≠ FIXT 252 lm - 3000K/CRI 80 - 24V / 5W - 421 lm ≠ FIXT 269 lm - 4000K/CRI 80 - 24V

2700K

PWM Dimmable
- ○ F004C20A001
- ● F004C20A006
- ● F004C20A012
- ● F004C20A018
- ● F004C20A030
- ● F004C20A033
- ● F004H20A071

3000K

PWM Dimmable
- ○ F004C30A001
- ● F004C30A006
- ● F004C30A012
- ● F004C30A018
- ● F004C30A030
- ● F004C30A033
- ● F004H30A071

4000K

PWM Dimmable
- ○ F004C40A001
- ● F004C40A006
- ● F004C40A012
- ● F004C40A018
- ● F004C40A030
- ● F004C40A033
- ● F004H40A071

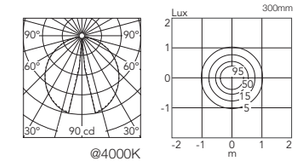

@4000K

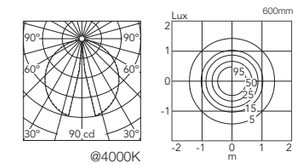

@4000K

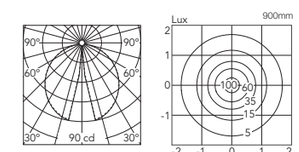

@4000K

* Maximale Leuchten pro Stromversorgung / Maximum number of luminaires per power supply.

Maximale Leuchten pro Stromversorgung (220÷ 240 V). Diese Angaben müssen unter Berücksichtigung der spezifischen Installationsbedingungen überprüft werden.

Maximum number of luminaires per power supply. (220÷240 V). These data must be checked taking into account the specific installation conditions.

Non Dimmable		Dimmable	
Acc. RF25754	1	Acc. RF26387	3
Acc. RF25748	1	Acc. F990B02A000	5
Acc. RF25747	1	Acc. F990B03A000	5
Acc. RF25757	1	Acc. F990B04A000	12
Acc. F990B23AZ00	3	Acc. F990B05A000	12
Acc. RF25755	6		
Acc. RF25749	9		

Landlord Soft: Kopf + Stangenzubehör / Head + pole accessory



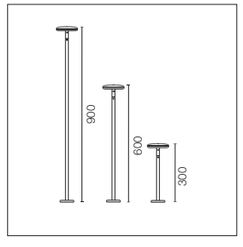

Stange mit Basis.
Fertig für die Installation auf starrer Basis.
Für die Installation am Boden, Erdpfosten inbegriffen, als separater Artikel zu bestellen.

Pole with base.
Ready for installation on solid surface.
Ground installation needs earth stick use, to be ordered as separated item.



H 300 mm
- F004Z010001
- F004Z010006
- F004Z010012
- F004Z010018
- F004Z010030
- F004Z010033
- F004Z0D0071

H 600 mm
- F004Z020001
- F004Z020006
- F004Z020012
- F004Z020018
- F004Z020030
- F004Z020033
- F004Z0E0071

H 900 mm
- F004Z030001
- F004Z030006
- F004Z030012
- F004Z030018
- F004Z030030
- F004Z030033
- F004Z0F0071

Landlord: Zubehörteile / Accessories

Erdpfosten. Auf den Stangen mit Basis zu montieren.	Earth stick. To be mounted on poles with base.	F004Z060000	
Verbindungssystem, IP68, 3/4-Wege-H2O-Antikondensat, 4-polig, (ø5,5÷12mm Kabel).	3/4 way terminal block 4 poles IP68 H2O Stop. (ø5,5÷12mm cable).	F990C010000	
Verbindungssystem, IP68, 2-Wege-H2O-Antikondensat, 4-polig, (ø5,5÷12mm Kabel).	2 way terminal block 4 poles IP68 H2O Stop. (ø5,5÷12mm cable).	F990C00A000	 
Netzgerät für den Ferneinbau 24Vdc 20W / 110-240Vdc (15W@110V) IP67 Klasse II selv.	Power supply for remote installation 24Vdc 20W / 110-240Vdc (15W@110V) IP67 Class II selv.	Landlord Soft Only for Dali version RF26387 Dimmable DALI	 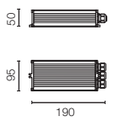

Konfigurationsbeispiele / Examples of Configurati

ON-OFF (nicht dimmbar) = Produktcode (F004C30A001 + F004Z010001) + Netzteil 8 W / 110-240 Vac /24 Vdc ON-OFF IP65 (RF25748)
ON-OFF (non dimmable) = luminaire code (F004C30A001 + F004Z010001) + power supply 8W / 110-240Vac / 24Vdc ON-OFF IP65 (RF25748)

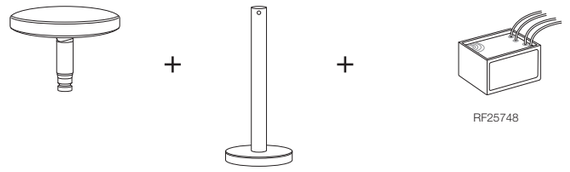

Dimmbar 1-10 V= Produktcode (F004C30A001 + F004Z010001) + Netzteil 35 W / 120-270 Vac / 24 Vdc 1-10 V PWM-Steuerung IP67 (F990B02A000)
Dimmable 1-10V = luminaire code (F004C30A001 + F004Z010001) + power supply 35W / 120-270Vac / 24Vdc 1-10V PWM control IP67 (F990B02A000)

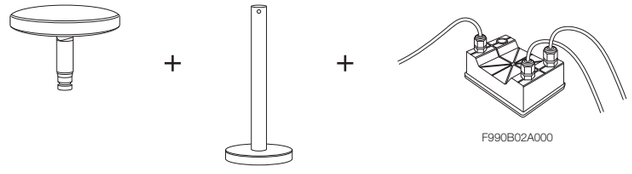

Dimmbar 1-10 V: PWM-Steuerschnittstelle + Netzteil = Produktcode (F004C30A001 + F004Z010001) + PWM-Steuerschnittstelle 1-10 V PWM 24 Vdc 120 W IP67 (F990B00A000) + Netzteil 8 W / 110-240 Vac / 24 Vdc ON-OFF IP65 (RF25748) oder andere externe Stromversorgung 24Vdc

Dimmable 1-10V : PWM control interface + power supply = luminaire code (F004C30A001 + F004Z010001) + PWM control interface 1-10V PWM 24Vdc 120W IP67 (F990B00A000) + power supply 8W / 110-240Vac / 24Vdc ON-OFF IP65 (RF25748) or other remote power supply

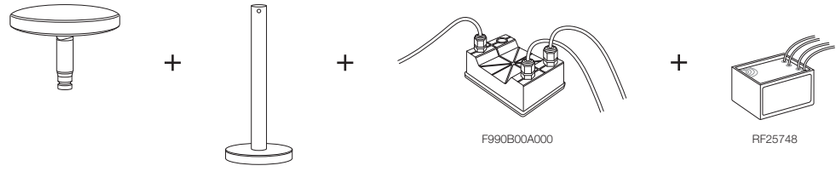

Dimmbar DALI = Produktcode (F004C30A001 + F004Z010001) + Netzteil 35 W / 120-270 Vac / 24 Vdc DALI-PWM-Steuerung IP67 (F990B03A000)
Dimmable DALI = luminaire code (F004C30A001 + F004Z010001) + power supply 35W / 120-270Vac / 24Vdc DALI PWM control IP67 (F990B03A000)

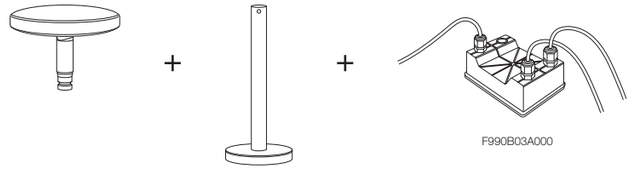

Dimmbare DALI: PWM-Steuerschnittstelle + Netzteil = Produktcode (F004C30A001 + F004Z010001) + DALI PWM-Steuerschnittstelle 24 Vdc 120 W IP67 (F990B01A000) + Netzteil 8 W / 110-240 Vac / 24 Vdc ON-OFF IP65 (RF25748) oder andere externe Stromversorgung 24Vdc

Dimmable DALI: PWM control interface + power supply = luminaire code (F004C30A001 + F004Z010001) + PWM control interface DALI PWM 24Vdc 120W IP67 (F990B01A000) + power supply 8W / 110-240Vac / 24Vdc ON-OFF IP65 (RF25748) or other remote power supply

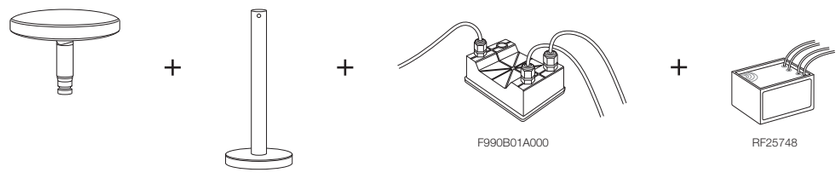

Landlord Ground 49



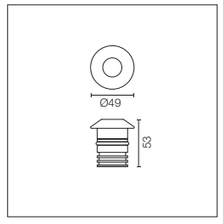

IP 66 · IP 67 · IK 10 · 0,30 Kg · LED INCL

24V-Fernstromversorgung, separat zu bestellen.
Die für Installation erforderliche Box ist separat zu bestellen.

24V remote power supply to be ordered separately.
Necessary box for installation, to be ordered separately.

Power Led: 2,3W - 188 lm ≠ *FIXT 121 lm - 2700K/CRI 80 - 24V / 2,3W - 195 lm ≠ *FIXT 125 lm - 3000K/CRI 80 - 24V / 2,3W - 202 lm ≠ *FIXT 130 lm - 4000K/CRI 80 - 24V
*FIXT lm = Spot Optic

Optic Spot 14°

2700K
Non Dimmable
- F004A21A056

PWM Dimmable
- F004A21H056

Non Dimmable with honeycomb
- F004A26A05601

3000K
Non Dimmable
- F004A31A056

PWM Dimmable
- F004A31H056

Non Dimmable with honeycomb
- F004A36A05601

4000K
Non Dimmable
- F004A41A056

PWM Dimmable
- F004A41H056

Non Dimmable with honeycomb
- F004A46A05601

14° SPOT

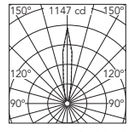

@4000K

Beam Angle:	14°
h(m)	E(lx) D(m)
1	1147 0.26
2	287 0.51
3	127 0.77
4	72 1.02
5	46 1.28

Optic Medium 40°

2700K
Non Dimmable
- F004A22A056

PWM Dimmable
- F004A22H056

Non Dimmable with honeycomb
- F004A27A05602

3000K
Non Dimmable
- F004A32A056

PWM Dimmable
- F004A32H056

Non Dimmable with honeycomb
- F004A37A05602

4000K
Non Dimmable
- F004A42A056

PWM Dimmable
- F004A42H056

Non Dimmable with honeycomb
- F004A47A05602

40° MEDIUM

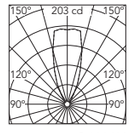

@4000K

Beam Angle:	40°
h(m)	E(lx) D(m)
1	203 0.72
2	51 1.44
3	23 2.16
4	13 2.88
5	8 3.61

Landlord Ground 49 1 Beam



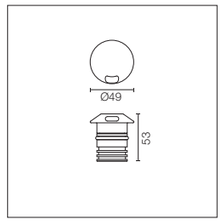

IP 66 · IP 67 · IK 10 · 0,30 Kg · LED INCL

24V-Fernstromversorgung, separat zu bestellen.
Die für Installation erforderliche Box ist separat zu bestellen.

24V remote power supply to be ordered separately.
Necessary box for installation, to be ordered separately.

Power Led: 2,3W - 188 lm ≠ FIXT 8 lm - 2700K/CRI 80 - 24V / 2,3W - 195 lm ≠ FIXT 9 lm - 3000K/CRI 80 - 24V / 2,3W - 202 lm ≠ FIXT 9 lm - 4000K/CRI 80 - 24V

2700K
Non Dimmable
- F004A23A056

PWM Dimmable
- F004A23H056

3000K
Non Dimmable
- F004A33A056

PWM Dimmable
- F004A33H056

4000K
Non Dimmable
- F004A43A056

PWM Dimmable
- F004A43H056

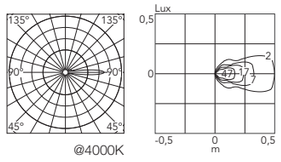

@4000K

Landlord Ground 49 2 Beams



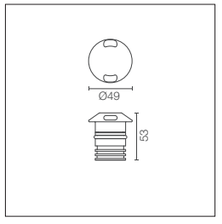

IP 66 · IP 67 · IK 10 · 0,30 Kg · LED INCL

24V-Fernstromversorgung, separat zu bestellen.
Die für Installation erforderliche Box ist separat zu bestellen.

24V remote power supply to be ordered separately.
Necessary box for installation, to be ordered separately.

Power Led: 2,3W - 188 lm ≠ FIXT 16 lm - 2700K/CRI 80 - 24V / 2,3W - 195 lm ≠ FIXT 17 lm - 3000K/CRI 80 - 24V / 2,3W - 202 lm ≠ FIXT 18 lm - 4000K/CRI 80 - 24V

2700K
Non Dimmable
- F004A24A056

PWM Dimmable
- F004A24H056

3000K
Non Dimmable
- F004A34A056

PWM Dimmable
- F004A34H056

4000K
Non Dimmable
- F004A44A056

PWM Dimmable
- F004A44H056

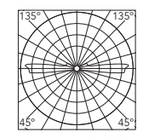

@4000K

Landlord Ground 49 4 Beams



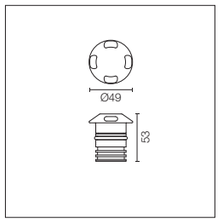

IP 66 · IP 67 · IK 10 · 0,30 Kg · LED INCL

24V-Fernstromversorgung, separat zu bestellen.
Die für Installation erforderliche Box ist separat zu bestellen.

24V remote power supply to be ordered separately.
Necessary box for installation, to be ordered separately.

Power Led: 2,3W - 188 lm ≠ FIXT 32 lm - 2700K/CRI 80 - 24V / 2,3W - 195 lm ≠ FIXT 34 lm - 3000K/CRI 80 - 24V / 2,3W - 202 lm ≠ FIXT 36 lm - 4000K/CRI 80 - 24V

2700K
Non Dimmable
- F004A25A056

PWM Dimmable
- F004A25H056

3000K
Non Dimmable
- F004A35A056

PWM Dimmable
- F004A35H056

4000K
Non Dimmable
- F004A45A056

PWM Dimmable
- F004A45H056

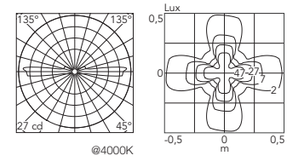

@4000K

* Maximale Leuchten pro Stromversorgung / Maximum number of luminaires per power supply.

Maximale Leuchten pro Stromversorgung (220÷ 240 V). Diese Angaben müssen unter Berücksichtigung der spezifischen Installationsbedingungen überprüft werden.

Maximum number of luminaires per power supply. (220÷240 V). These data must be checked taking into account the specific installation conditions.

Non Dimmable		Dimmable	
Acc. RF25754	2	Acc. F990B02A000	13
Acc. RF25748	2	Acc. F990B03A000	13
Acc. RF25747	3	Acc. F990B04A000	28
Acc. RF25757	3	Acc. F990B05A000	28
Acc. F990B23AZ00	9		
Acc. RF25755	14		
Acc. RF25749	29		

Landlord Ground Ø49: Zubehörteile / Accessories

Einbaugehäuse.	Box for installation.	F004Z0J0000



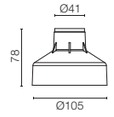

Landlord Ground 64



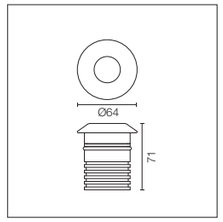

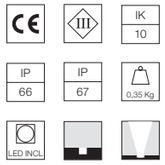

24V-Fernstromversorgung, separat zu bestellen.
Die für Installation erforderliche Box ist separat zu bestellen.

24V remote power supply to be ordered separately.
Necessary box for installation, to be ordered separately.

Power Led: 3,4W - 251 lm ≠ *FIXT 183 lm - 2700K/CRI 80 - 24V / 3,4W - 260 lm ≠ *FIXT 189 lm - 3000K/CRI 80 - 24V / 3,4W - 270 lm ≠ *FIXT 196 lm - 4000K/CRI 80 - 24V
*FIXT lm = Spot Optic

Optic Spot 15°

2700K
Non Dimmable
F004B21A056
PWM Dimmable
F004B21H056
Non Dimmable with honeycomb
F004B26A05601

3000K
Non Dimmable
F004B31A056
PWM Dimmable
F004B31H056
Non Dimmable with honeycomb
F004B36A05601

4000K
Non Dimmable
F004B41A056
PWM Dimmable
F004B41H056
Non Dimmable with honeycomb
F004B46A05601

15°
SPOT

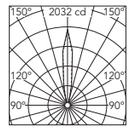

@4000K

Beam Angle:	15°	
h(m)	E(lx)	D(m)
1	2032	0.27
2	508	0.53
3	226	0.80
4	127	1.06
5	81	1.33

Optic Medium 25°

2700K
Non Dimmable
F004B22A056
PWM Dimmable
F004B22H056
Non Dimmable with honeycomb
F004B27A05602

3000K
Non Dimmable
F004B32A056
PWM Dimmable
F004B32H056
Non Dimmable with honeycomb
F004B37A05602

4000K
Non Dimmable
F004B42A056
PWM Dimmable
F004B42H056
Non Dimmable with honeycomb
F004B47A05602

25°
MEDIUM

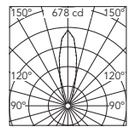

@4000K

Beam Angle:	25°	
h(m)	E(lx)	D(m)
1	678	0.46
2	169	0.92
3	75	1.38
4	42	1.84
5	27	2.30

Landlord Ground 64 1 Beam



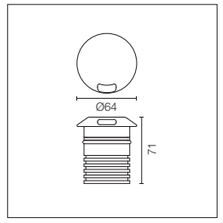

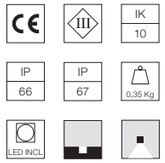

24V-Fernstromversorgung, separat zu bestellen.
Die für Installation erforderliche Box ist separat zu bestellen.

24V remote power supply to be ordered separately.
Necessary box for installation, to be ordered separately.

Power Led: 3,4W - 251 lm ≠ FIXT 11 lm - 2700K/CRI 80 - 24V / 3,4W - 260 lm ≠ FIXT 12 lm - 3000K/CRI 80 - 24V / 3,4W - 270 lm ≠ FIXT 12 lm - 4000K/CRI 80 - 24V

2700K
Non Dimmable
F004B23A056
PWM Dimmable
F004B23H056

3000K
Non Dimmable
F004B33A056
PWM Dimmable
F004B33H056

4000K
Non Dimmable
F004B43A056
PWM Dimmable
F004B43H056

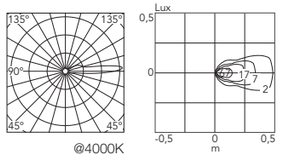

@4000K

Landlord Ground 64 2 Beams



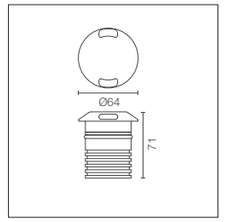

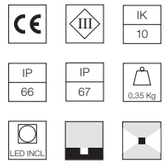

24V-Fernstromversorgung, separat zu bestellen.
Die für Installation erforderliche Box ist separat zu bestellen.

24V remote power supply to be ordered separately.
Necessary box for installation, to be ordered separately.

Power Led: 3,4W - 251 lm ≠ FIXT 22 lm - 2700K/CRI 80 - 24V / 3,4W - 260 lm ≠ FIXT 23 lm - 3000K/CRI 80 - 24V / 3,4W - 270 lm ≠ FIXT 24 lm - 4000K/CRI 80 - 24V

2700K
Non Dimmable
F004B24A056
PWM Dimmable
F004B24H056

3000K
Non Dimmable
F004B34A056
PWM Dimmable
F004B34H056

4000K
Non Dimmable
F004B44A056
PWM Dimmable
F004B44H056

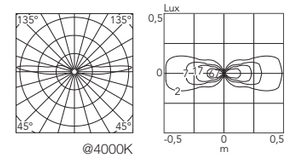

@4000K

Landlord Ground 64 4 Beams



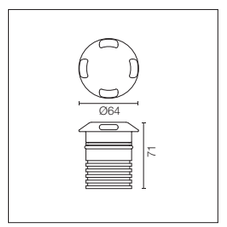

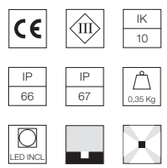

24V-Fernstromversorgung, separat zu bestellen.
Die für Installation erforderliche Box ist separat zu bestellen.

24V remote power supply to be ordered separately.
Necessary box for installation, to be ordered separately.

Power Led: 3,4W - 251 lm ≠ FIXT 44 lm - 2700K/CRI 80 - 24V / 3,4W - 260 lm ≠ FIXT 46 lm - 3000K/CRI 80 - 24V / 3,4W - 270 lm ≠ FIXT 48 lm - 4000K/CRI 80 - 24V

2700K
Non Dimmable
F004B25A056
PWM Dimmable
F004B25H056

3000K
Non Dimmable
F004B35A056
PWM Dimmable
F004B35H056

4000K
Non Dimmable
F004B45A056
PWM Dimmable
F004B45H056

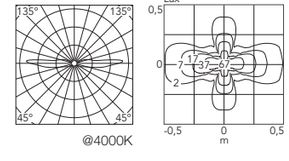

@4000K

* Maximale Leuchten pro Stromversorgung / Maximum number of luminaires per power supply.

Maximale Leuchten pro Stromversorgung (220÷ 240 V). Diese Angaben müssen unter Berücksichtigung der spezifischen Installationsbedingungen überprüft werden.

Maximum number of luminaires per power supply. (220÷240 V). These data must be checked taking into account the specific installation conditions.

Non Dimmable		Dimmable	
Acc. RF25754	1	Acc. F990B02A000	7
Acc. RF25748	1	Acc. F990B03A000	7
Acc. RF25747	3	Acc. F990B04A000	17
Acc. RF25757	3	Acc. F990B05A000	17
Acc. F990B23AZ00	7		
Acc. RF25755	9		
Acc. RF25749	17		

Landlord Ground Ø64: Zubehörteile / Accessories

Einbaugehäuse. Box for installation. F004Z0K0000



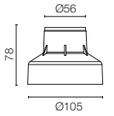

Landlord: Zubehörteile / Accessories

Verbindungssystem, IP 68, 2-Wege, 2-polig, (Ø4÷6,9mm Kabel). Kann nicht in das Einbaugehäuse für die Installation platziert werden.	2 way terminal block 2 poles IP68. (Ø4÷6,9mm cable). It can't be placed in the recessed box for installation.	F990C050000		

Landlord (all versions): Power Supply Dimmable

Netzgerät 120/270Vac / 24Vdc. 1-10V PWM control. IP67.	Power supply 120/270Vac / 24Vdc. 1-10V PWM control. IP67.	35W *F990B02A000 70W *F990B04A000		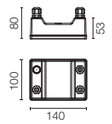
Netzgerät 120/270Vac / 24Vdc. DALI PWM control. IP67.	Power supply 120/270Vac / 24Vdc. DALI PWM control. IP67.	35W *F990B03A000 70W *F990B05A000		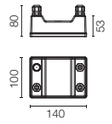
Netzgerät 120/270Vac / 24Vdc. PUSH PWM control. IP67.	Power supply 120/270Vac / 24Vdc. PUSH PWM control. IP67.	35W *F990B16A000 70W *F990B17A000		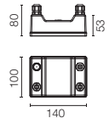
1-10V PWM-Steuerungsschnittstelle 24Vdc 120W. IP67. Netzgerät nicht eingeschlossen.	1-10V PWM control interface 24Vdc 120W. IP67. Power supply not included.	F990B00A000		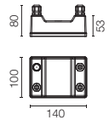
DALI PWM-Steuerungsschnittstelle 24Vdc 120W. IP67. Netzgerät nicht eingeschlossen.	DALI PWM control interface 24Vdc 120W. IP67. Power supply not included.	F990B01A000		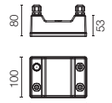
PUSH PWM-Steuerungsschnittstelle 24Vdc 120W. IP67. Netzgerät nicht eingeschlossen.	PUSH PWM control interface 24Vdc 120W. IP67. Power supply not included.	F990B18A000		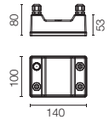

Landlord: Power Supply Non Dimmable

Netzgerät 24V 8W / 110-240V IP20 Klasse II selv.	Power supply 24V 8W / 110-240V IP20 Class II selv.	*RF25754		
Netzgerät 24V 8W / 110-240V IP65 Klasse II selv.	Power supply 24V 8W / 110-240V IP65 Class II selv.	*RF25748		
Netzgerät 24V 10W / 110-240V IP20 Klasse II selv.	Power supply 24V 10W /110-240V IP20 Class II selv.	*RF25747		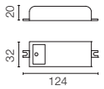
Netzgerät 24V 10W / 110-240V IP67 Klasse II selv.	Power supply 24V 10W / 110-240V IP67 Class II selv.	*RF25757		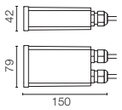
Netzgerät 24Vdc 35W / 120-270V IP67 Klasse II selv.	Power supply 24Vdc 35W / 120-270V IP67 Class II selv.	F990B23AZ00		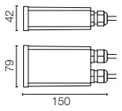
Netzgerät 24Vdc 50W / 120-240V IP67 Klasse II selv.	Power supply 24Vdc 50W / 120-240V IP67 Class II selv.	*RF25755		
Netzgerät 24Vdc 70W / 220-240V IP67 Klasse II selv.	Power supply 24Vdc 70W / 220-240V IP67 Class II selv.	*RF25749		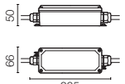

Bellhop

Designed by Edward Barber & Jay Osgerby





Bellhop Wall



Bellhop Pole



Bellhop Bollard

Familie / Family

Bellhop Wall



Power Led
8W
551 lm - 2700K/CRI 80
580 lm - 3000K/CRI 80
607 lm - 4000K/CRI 80

Bellhop Bollard



Power Led
8W
551 lm - 2700K/CRI 80
580 lm - 3000K/CRI 80
607 lm - 4000K/CRI 80

Bellhop Pole



Power Led
30W
2490 lm - 2700K/CRI 80
2590 lm - 3000K/CRI 80
2760 lm - 4000K/CRI 80

Ausführungen / Colours

01 White*



06 Grey



12 Forest Green*



18 Deep Brown



30 Black*



33 Anthracite



56 Matt Stainless Steel*

* Nur für Wall und Bollard versionen. / Only for bollard and wall versions.

Beschreibung / Description

Bellhop Wall
Wandleuchtenversion der Bellhop Outdoor Kollektion für diffuses Licht, aus stranggepresstem und druckgegossenem Aluminium oder Edelstahl.

Bellhop Bollard
Pollerversion der Bellhop Outdoor Kollektion für diffuses Licht. Bellhop ist aus extrudiertem und druckgegossenem Aluminium oder Edelstahl gefertigt und in zwei Höhen für das Pollermodell und mit verschiedenen Lumen und Leuchtenausgängen erhältlich, um allen Anforderungen im Hinblick auf den Außenbereich und das Beleuchtungsszenario gerecht zu werden.

Bellhop Pole
Stangenversion der Bellhop Outdoor Kollektion für diffuses Licht. Aluminiumkopf auf einer 3 Meter oder 4 Meter langen extrudierten Stange montiert. Für die Installation auf einer harten Oberfläche oder im Boden verfügbar.

Bellhop Wall
Wall light version of the Bellhop Outdoor Collection for diffuse light, made of extruded and die-cast aluminium or stainless steel.

Bellhop Bollard
Bollard version of the Bellhop Outdoor Collection for diffuse light. Made of extruded and die-cast aluminium or stainless steel, Bellhop is available in two heights for the bollard model and with different lumens and luminaire outputs as to comply with any outdoor setting and lighting scenario need.

Bellhop Pole
Pole version of the Bellhop Outdoor Collection for diffuse light.
Aluminum head mounted on a 3m or 4m long extruded pole, available for installation on rigid surface or in ground.

Bellhop Wall



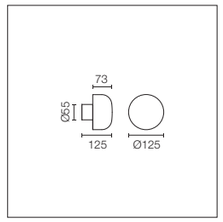

IK 10 · IP 65 · 0,80 Kg · 0,05 1,10 Kg · LED INCL

100-240V Netzteil integriert.
Direkte Wandbefestigung.
Jede Leuchte ist mit einem 200 mm langen Kabelabschnitt für den Anschluss im Beleuchtungskörper ausgestattet.
Eine Verbindung mit einem Verbindungssystem, IP68, 2-Wege-H_2O-Antikondensatz, 4-polig wird empfohlen ist separat zu bestellen.

100-240V power supply integrated. Direct wall installation.
Each luminaire is equipped with 200 mm lenght cable for connection inside the luminaire body.
Reccomended connection wit a 2 way terminal block 4 poles IP68 H_2O Stop, to be ordered separately.

Power Led: 8W - 783 lm ≠ FIXT 551 lm - 2700K/CRI 80 - 100-240V / 8W - 816 lm ≠ FIXT 580 lm - 3000K/CRI 80 - 100-240V / 8W - 873 lm ≠ FIXT 607 lm - 4000K/CRI 80 - 100-240V

2700K
Non Dimmable
- ○ F003C21A001
- ● F003C21A006
- ● F003C21A012
- ● F003C21A018
- ● F003C21A030
- ● F003C21A033
- ◐ F003C21A056

1-10V
- ○ F003C21B001
- ● F003C21B006
- ● F003C21B012
- ● F003C21B018
- ● F003C21B030
- ● F003C21B033
- ◐ F003C21B056

Dali
- ○ F003C21D001
- ● F003C21D006
- ● F003C21D012
- ● F003C21D018
- ● F003C21D030
- ● F003C21D033
- ◐ F003C21D056

3000K
Non Dimmable
- ○ F003C31A001
- ● F003C31A006
- ● F003C31A012
- ● F003C31A018
- ● F003C31A030
- ● F003C31A033
- ◐ F003C31A056

1-10V
- ○ F003C31B001
- ● F003C31B006
- ● F003C31B012
- ● F003C31B018
- ● F003C31B030
- ● F003C31B033
- ◐ F003C31B056

Dali
- ○ F003C31D001
- ● F003C31D006
- ● F003C31D012
- ● F003C31D018
- ● F003C31D030
- ● F003C31D033
- ◐ F003C31D056

4000K
Non Dimmable
- ○ F003C41A001
- ● F003C41A006
- ● F003C41A012
- ● F003C41A018
- ● F003C41A030
- ● F003C41A033
- ◐ F003C41A056

1-10V
- ○ F003C41B001
- ● F003C41B006
- ● F003C41B012
- ● F003C41B018
- ● F003C41B030
- ● F003C41B033
- ◐ F003C41B056

Dali
- ○ F003C41D001
- ● F003C41D006
- ● F003C41D012
- ● F003C41D018
- ● F003C41D030
- ● F003C41D033
- ◐ F003C41D056

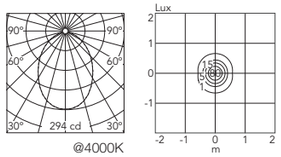

Bellhop Bollard 380



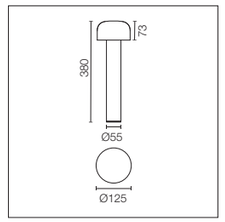

IK 10 · IP 65 · 1,20 Kg · 0,05 2,20 Kg · LED INCL

100-240V Netzteil inbegriffen.
Fertig für die Installation auf starrer Basis.
Jede Leuchte ist mit einem 200 mm langen Kabelabschnitt für den Anschluss im Beleuchtungskörper ausgestattet.
Eine Verbindung mit einem Verbindungssystem, IP68, 2-Wege-H_2O-Antikondensatz, 4-polig wird empfohlen ist separat zu bestellen.

100-240V power supply included. Ready for installation on solid surface.
Each luminaire is equipped with 200 mm cable for connection inside the luminaire body.
Reccomended connection wit a 2 way terminal block 4 poles IP68 H_2O Stop, to be ordered separately.

Power Led: 8W - 783 lm ≠ FIXT 551 lm - 2700K/CRI 80 - 100-240V / 8W - 816 lm ≠ FIXT 580 lm - 3000K/CRI 80 - 100-240V / 8W - 873 lm ≠ FIXT 607 lm - 4000K/CRI 80 - 100-240V

2700K
Non Dimmable
- ○ F003A21A001
- ● F003A21A006
- ● F003A21A012
- ● F003A21A018
- ● F003A21A030
- ● F003A21A033
- ◐ F003A21A056

1-10V
- ○ F003A21B001
- ● F003A21B006
- ● F003A21B012
- ● F003A21B018
- ● F003A21B030
- ● F003A21B033
- ◐ F003A21B056

Dali
- ○ F003A21D001
- ● F003A21D006
- ● F003A21D012
- ● F003A21D018
- ● F003A21D030
- ● F003A21D033
- ◐ F003A21D056

3000K
Non Dimmable
- ○ F003A31A001
- ● F003A31A006
- ● F003A31A012
- ● F003A31A018
- ● F003A31A030
- ● F003A31A033
- ◐ F003A31A056

1-10V
- ○ F003A31B001
- ● F003A31B006
- ● F003A31B012
- ● F003A31B018
- ● F003A31B030
- ● F003A31B033
- ◐ F003A31B056

Dali
- ○ F003A31D001
- ● F003A31D006
- ● F003A31D012
- ● F003A31D018
- ● F003A31D030
- ● F003A31D033
- ◐ F003A31D056

4000K
Non Dimmable
- ○ F003A41A001
- ● F003A41A006
- ● F003A41A012
- ● F003A41A018
- ● F003A41A030
- ● F003A41A033
- ◐ F003A41A056

1-10V
- ○ F003A41B001
- ● F003A41B006
- ● F003A41B012
- ● F003A41B018
- ● F003A41B030
- ● F003A41B033
- ◐ F003A41B056

Dali
- ○ F003A41D001
- ● F003A41D006
- ● F003A41D012
- ● F003A41D018
- ● F003A41D030
- ● F003A41D033
- ◐ F003A41D056

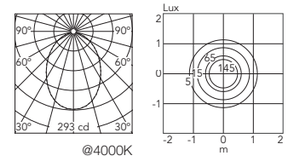

Bellhop Bollard 850



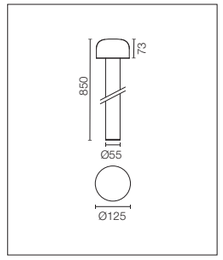

IK 10 | IP 65 | 1,80 Kg | 3,00 Kg | LED INCL.

100-240V Netzteil inbegriffen.
Fertig für die Installation auf starrer Basis.
Jede Leuchte ist mit einem 200 mm langen Kabelabschnitt für den Anschluss im Beleuchtungskörper ausgestattet.
Eine Verbindung mit einem Verbindungssystem, IP68, 2-Wege-H_2O-Antikondensatz, 4-polig wird empfohlen ist separat zu bestellen.

100-240V power supply included. Ready for installation on solid surface.
Each luminaire is equipped with 200 mm cable for connection inside the luminaire body.
Reccomended connection wit a 2 way terminal block 4 poles IP68 H_2O Stop, to be ordered separately.

Power Led: 8W - 783 lm ≠ FIXT 551 lm - 2700K/CRI 80 - 100-240V / 8W - 816 lm ≠ FIXT 580 lm - 3000K/CRI 80 - 100-240V / 8W - 873 lm ≠ FIXT 607 lm - 4000K/CRI 80 - 100-240V

2700K
Non Dimmable
- F003B21A001
- F003B21A006
- F003B21A012
- F003B21A018
- F003B21A030
- F003B21A033
- F003B21A056

1-10V
- F003B21B001
- F003B21B006
- F003B21B012
- F003B21B018
- F003B21B030
- F003B21B033
- F003B21B056

Dali
- F003B21D001
- F003B21D006
- F003B21D012
- F003B21D018
- F003B21D030
- F003B21D033
- F003B21D056

3000K
Non Dimmable
- F003B31A001
- F003B31A006
- F003B31A012
- F003B31A018
- F003B31A030
- F003B31A033
- F003B31A056

1-10V
- F003B31B001
- F003B31B006
- F003B31B012
- F003B31B018
- F003B31B030
- F003B31B033
- F003B31B056

Dali
- F003B31D001
- F003B31D006
- F003B31D012
- F003B31D018
- F003B31D030
- F003B31D033
- F003B31D056

4000K
Non Dimmable
- F003B41A001
- F003B41A006
- F003B41A012
- F003B41A018
- F003B41A030
- F003B41A033
- F003B41A056

1-10V
- F003B41B001
- F003B41B006
- F003B41B012
- F003B41B018
- F003B41B030
- F003B41B033
- F003B41B056

Dali
- F003B41D001
- F003B41D006
- F003B41D012
- F003B41D018
- F003B41D030
- F003B41D033
- F003B41D056

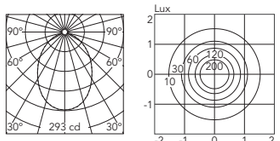

@4000K

Zubehörteile / Accessories

Stiftschraubenplatte.

Base plate with bolt.

Bellhop Bollard Ø125
F003Z010000



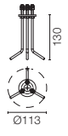

Bellhop Pole with base



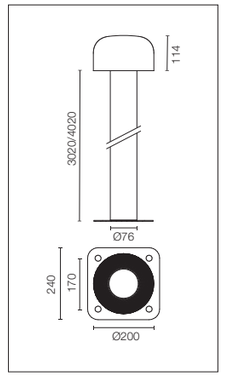

IK 10 | IP 65 | ON REQUEST | 15 Kg | LED INCL.

220-240V Netzteil inbegriffen.
Fertig für die Installation auf starrer Basis.
Basisplatte als Zubehör verfügbar.Jede Leuchte ist mit einem 200 mm langen Kabelabschnitt für den Anschluss im Beleuchtungskörper ausgestattet.
Eine Verbindung mit einem Verbindungssystem, IP68, 2-Wege-H_2O-Antikondensatz, 4-polig wird empfohlen ist separat zu bestellen.
110V und dimmbare Versionen auf Anfrage erhältlich.

220-240V power supply included.
Ready for installation on solid surface.
Base plate available as accessory.
Each luminaire is equipped with 200 mm cable for connection inside the luminaire body.
Reccomended connection wit a 2 way terminal block 4 poles IP68 H_2O Stop, to be ordered separately.
110V and dimmable versions available on request.

Power Led: 30W - 3090 lm ≠ FIXT 2490 lm - 2700K/CRI 80 - 220-240V / 30W - 3220 lm ≠ FIXT 2590 lm - 3000K/CRI 80 - 220-240V / 30W - 3430 lm ≠ FIXT 2760 lm - 4000K/CRI 80 - 220-240V

2700K
H 3020 mm
Non Dimmable
- F003H21A006
- F003H21A018
- F003H21A033

1-10V
- F003H21B006
- F003H21B018
- F003H21B033

Dali
- F003H21D006
- F003H21D018
- F003H21D033

3000K
H 3020 mm
Non Dimmable
- F003H31A006
- F003H31A018
- F003H31A033

1-10V
- F003H31B006
- F003H31B018
- F003H31B033

Dali
- F003H31D006
- F003H31D018
- F003H31D033

4000K
H 3020 mm
Non Dimmable
- F003H41A006
- F003H41A018
- F003H41A033

1-10V
- F003H41B006
- F003H41B018
- F003H41B033

Dali
- F003H41D006
- F003H41D018
- F003H41D033

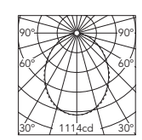

@4000K

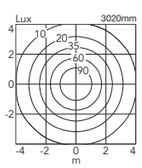

2700K
H 4020 mm
Non Dimmable
- F003L21A006
- F003L21A018
- F003L21A033

1-10V
- F003L21B006
- F003L21B018
- F003L21B033

Dali
- F003L21D006
- F003L21D018
- F003L21D033

3000K
H 4020 mm
Non Dimmable
- F003L31A006
- F003L31A018
- F003L31A033

1-10V
- F003L31B006
- F003L31B018
- F003L31B033

Dali
- F003L31D006
- F003L31D018
- F003L31D033

4000K
H 4020 mm
Non Dimmable
- F003L41A006
- F003L41A018
- F003L41A033

1-10V
- F003L41B006
- F003L41B018
- F003L41B033

Dali
- F003L41D006
- F003L41D018
- F003L41D033

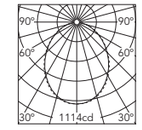

@4000K

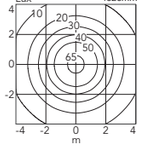

Zubehörteile / Accessories

Basisplatte mit Schraube für Bellhop-Stange mit Basis.

Base plate with bolt for Bellhop Pole with base version.

Bellhop Pole Ø200
F990G300000



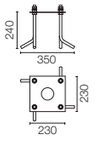

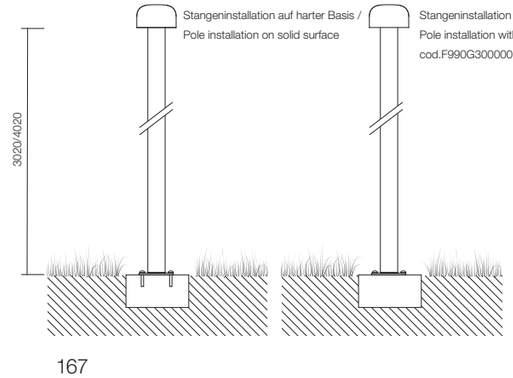

Bellhop Pole Inground

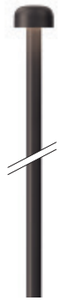

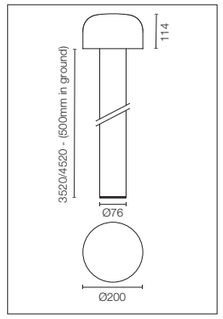

IK 10 | IP 65 | ON REQUEST 11 Kg | LED INCL

220-240V Netzteil inbegriffen.
Für den Bodeneinbau tauglich.
Jede Leuchte ist mit einem 200 mm langen Kabelabschnitt für den Anschluss im Beleuchtungskörper ausgestattet.
Eine Verbindung mit einem Verbindungssystem, IP68, 2-Wege-H_2O-Antikondensatz, 4-polig wird empfohlen ist separat zu bestellen.
110V und dimmbare Versionen auf Anfrage erhältlich.

220-240V power supply included.
Ready for inground installation.
Each luminaire is equipped with 200 mm cable for connection inside the luminaire body.
Reccomended connection wit a 2 way terminal block 4 poles IP68 H_2O Stop, to be ordered separately.
110V and dimmable versions available on request.

Power Led: 30W - 3090 lm ≠ FIXT 2490 lm - 2700K/CRI 80 - 220-240V / 30W - 3220 lm ≠ FIXT 2590 lm - 3000K/CRI 80 - 220-240V / 30W - 3430 lm ≠ FIXT 2760 lm - 4000K/CRI 80 - 220-240V

2700K
H 3520 mm
Non Dimmable
- F003G21A006
- F003G21A018
- F003G21A033

1-10V
- F003G21B006
- F003G21B033
- F003G21B018

Dali
- F003G21D006
- F003G21D018
- F003G21D033

3000K
H 3520 mm
Non Dimmable
- F003G31A006
- F003G31A018
- F003G31A033

1-10V
- F003G31B006
- F003G31B018
- F003G31B033

Dali
- F003G31D006
- F003G31D018
- F003G31D033

4000K
H 3520 mm
Non Dimmable
- F003G41A006
- F003G41A018
- F003G41A033

1-10V
- F003G41B006
- F003G41B018
- F003G41B033

Dali
- F003G41D006
- F003G41D018
- F003G41D033

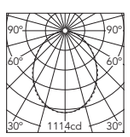

@4000K

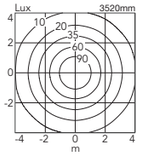

2700K
H 4520 mm
Non Dimmable
- F003K21A006
- F003K21A018
- F003K21A033

1-10V
- F003K21B006
- F003K21B018
- F003K21B033

Dali
- F003K21D006
- F003K21D018
- F003K21D033

3000K
H 4520 mm
Non Dimmable
- F003K31A006
- F003K31A018
- F003K31A033

1-10V
- F003K31B006
- F003K31B018
- F003K31B033

Dali
- F003K31D006
- F003K31D018
- F003K31D033

4000K
H 4520 mm
Non Dimmable
- F003K41A006
- F003K41A018
- F003K41A033

1-10V
- F003K41B006
- F003K41B018
- F003K41B033

Dali
- F003K41D006
- F003K41D018
- F003K41D033

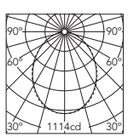

@4000K

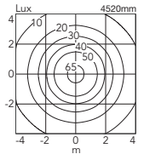

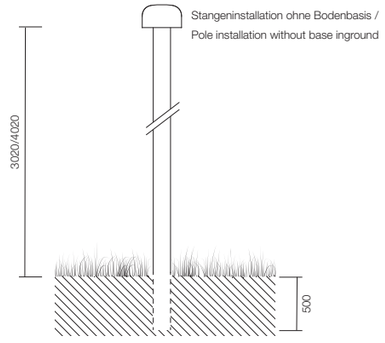

Zubehörteile / Accessories

Verbindungssystem, IP68, 2-Wege-H_2O-Antikondensat, 4-polig, (ø5,5÷12mm Kabel).

2 way terminal block 4 poles IP68 H_2O Stop. (ø5,5÷12mm cable).

Bellhop Wall / Bollard / Pole

F990C00A000



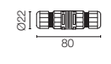

Überspannungsschutzgerät. 275 Vac. Maximaler Entladestrom 10KA (8 / 20us). Maximaler Betriebsstrom 5A. Geeignet für Reihenschaltung. IP66.

Surge protection device. 275Vac. Maximum discharge current 10KA (8/20us). Maximum operating current 5A. Suitable for series connection. IP66.

Bellhop Wall / Bollard / Pole

F990E00A000

Casting



Designed by Vincent Van Duysen



Casting Concrete



Casting T



Casting C

Familie / Family

Casting Concrete



Power Led
9W
427 lm - 2700K/CRI 80
513 lm - 3000K/CRI 80
526 lm - 4000K/CRI 80

Casting C



W: **100**
H: 200 / **500** / 700 mm

Power Led
7W
272 lm - 2700K/CRI 80
295 lm - 3000K/CRI 80
317 lm - 4000K/CRI 80



W: **150**
H: 250 / **500** / 850 mm

Power Led
12W
565 lm - 2700K/CRI 80
813 lm - 3000K/CRI 80
660 lm - 4000K/CRI 80

Casting T



W: **100**
H: 200 / **500** / 700 mm

Power Led
12W
2x272 lm - 2700K/CRI 80
2x295 lm - 3000K/CRI 80
2x317 lm - 4000K/CRI 80



W: **150**
H: 250 / **500** / 850 mm

Power Led
21W
2x565 lm - 2700K/CRI 80
2x813 lm - 3000K/CRI 80
2x660 lm - 4000K/CRI 80

Ausführungen / Colours

Casting Concrete



89 Concrete

Casting C / T

01 White



06 Grey



12 Forest Green



18 Deep Brown



30 Black



33 Anthracite

Beschreibung / Description

Kollektion von Leuchtpaletten für den Außenbereich mit LED-Lichtquelle.

Casting Concrete
Der Körper der Version Concrete wird mittels Druck hergestellt, mit Betonguss aus Zement, inerten Feinaggregaten als Aggregate und Verstärkungsfasern. Jedes Produkt wird eigens aus handwerklicher Herstellung gefertigt: Minimale Unterschiede bei der Ästhetik und der Farbe zwischen den Geräten sind der Beweis für die Einzigartigkeit jeder Leuchte. Auf jedem Gerät ist ein Diffusor aus satiniertem Polycarbonat montiert, der an den Kühlkörper des Produkts festgeklebt ist, um die Wasserfestigkeit zu gewährleisten (UV-beständig, um die Vergilbung zu minimieren).
Das Gerät wird mit einem Ausgangskabelteil aus Neopren, einer elektrischen Anschlussausrüstung für ein mehrpoliges Einzelkabel und Dübeln für die Montage auf flachen und festen Oberflächen bereitgestellt.
Die Halterungsplatte für die Installation auf Beton, Gussbelag oder auf Bodenplatten ist als Zubehör verfügbar.

Casting C/T
Der Körper der Versionen C und T besteht aus extrudiertem Aluminium, die Basis und der Diffusor aus druckgegossenem, kupferarmem Aluminium EN AB-47100.
Beschichtung mit hoher Beständigkeit: Nach einer Sandstrahlungsbehandlung aller Bestandteile, damit die Oberfläche porös wird und eine bessere Haftung des Lacks gewährleistet wird, wird die Außenbeschichtung mit einer doppelten Pulverbeschichtung entsprechend dem QUALICOAT-Standard angewendet. Die erste Epoxid-Pulverschicht bietet eine chemische und mechanische Widerstandsfähigkeit, die zweite Pulverendschicht aus Polyester stellt die Beständigkeit gegenüber UV-Strahlen und Witterungseinflüssen sicher. Die lackierten Oberflächen werden mit basen- und säurehaltigen Reinigungen behandelt, mit entmineralisiertem Wasser gespült und einer Behandlung zur chemischen Konversion unterzogen, um den Oxydationsschutz zu gewährleisten. Diffusor aus Glas, das an den Kühlkörper des Produkts festgeklebt ist, um die Wasserfestigkeit zu gewährleisten, und mikrotexturiert, damit die homogene und einheitliche Lichtverteilung garantiert werden kann.
Das Gerät wird mit einem Ausgangskabelteil aus Neopren bereitgestellt.

Collection of outdoor bollard lights with LED light source.

Casting Concrete
The body of the Round version is made from a mould, with poured concrete consisting of cement, fine inert materials for aggregating purposes, and reinforcing fibers. Each article is manufactured individually with a handcrafted process: minor aesthetic and color differences between one luminaire and another are the sign of the uniqueness of each lamp. Each luminaire has a frosted polycarbonate diffuser glued to the heat sink of the product to ensure a watertight seal (UV stabilized to minimise yellowing).
The luminaire is provided with a segment of outgoing cable in neoprene, with a kit of electrical connection for single multicore cable, and with dowels for installation on full and solid surfaces.
The fixing plate for installation on cement paving, poured concrete, or on plinth is available as an accessory.

Casting C/T
The body of the versions C and T is made of extruded aluminum, base and diffuser in die-cast aluminum EN AB-47100 with a low copper content.
High-resistance coating: after a sandblasting treatment of all components to make the surface porous and ensure a greater adhesion of the paint, the external coating is applied with a double layer with epoxy powders according to the QUALICOAT standard. The first layer of epoxy powder gives chemical and mechanical resistance, the second finishing layer of polyester powder ensures resistance to UV rays and atmospheric agents.
The painted surfaces are treated with alkaline and acidic washes, then rinsed with demineralized water, subjected to a chemical conversion treatment to protect against oxidation. A glass diffuser is glued to the heat sink of the product to ensure a watertight seal, micro-texturized to ensure homogeneous and uniform distribution of the light.
The luminaire is provided with a segment of outgoing cable in neoprene.

Casting Concrete



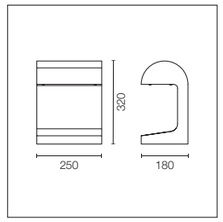

IP 65 · 13 Kg · LED INCL

220/240V Netzgerät inbegriffen.

220/240V power supply integrated.

Power Led: 9W - 650 lm ≠ FIXT 427 lm - 2700K/CRI 80 - 220-240V / 9W - 780 lm ≠ FIXT 513 lm - 3000K/CRI 80 - 220-240V / 9W - 800 lm ≠ FIXT 526 lm - 4000K/CRI 80 - 220-240V

2700K
- F1330089

3000K
- F1331089

4000K
- F1332089

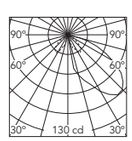

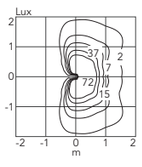

@4000K

Casting Concrete: Zubehörteile / Accessories

Stiftschraubenplatte.	Base plate with bolt.	F1209000	
Verbindungssystem, IP68, 3/4-Wege-H2O-Antikondensat, 4-polig, (ø5,5÷12mm Kabel).	3/4 way terminal block 4 poles IP68 H2O Stop. (ø5,5÷12mm cable).	F990C010000	
Überspannungsschutzgerät. 275 Vac. Maximaler Entladestrom 10KA (8 / 20us). Maximaler Betriebsstrom 5A. Geeignet für Reihenschaltung. IP66.	Surge protection device. 275Vac. Maximum discharge current 10KA (8/20us). Maximum operating current 5A. Suitable for series connection. IP66.	F990E00A000	

Casting C 100



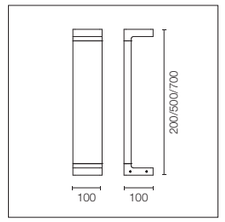

IK 06 · IP 65 · 1,50 Kg H = 200 · 2,00 Kg H = 500 · 2,30 Kg H = 700 · LED INCL

110/240V Netzgerät inbegriffen.

110/240V power supply integrated.

Power Led: 7W - 540 lm ≠ FIXT 272 lm - 2700K/CRI 80 - 110-240V / 7W - 585 lm ≠ FIXT 295 lm - 3000K/CRI 80 - 110-240V / 7W - 630 lm ≠ FIXT 317 lm - 4000K/CRI 80 - 110-240V

2700K

H 200 mm
- F1210001
- F1210006
- F1210012
- F1210018
- F1210030
- F1210033

H 500 mm
- F1213001
- F1213006
- F1213012
- F1213018
- F1213030
- F1213033

H 700 mm
- F1216001
- F1216006
- F1216012
- F1216018
- F1216030
- F1216033

3000K

H 200 mm
- F1211001
- F1211006
- F1211012
- F1211018
- F1211030
- F1211033

H 500 mm
- F1214001
- F1214006
- F1214012
- F1214018
- F1214030
- F1214033

H 700 mm
- F1217001
- F1217006
- F1217012
- F1217018
- F1217030
- F1217033

4000K

H 200 mm
- F1212001
- F1212006
- F1212012
- F1212018
- F1212030
- F1212033

H 500 mm
- F1215001
- F1215006
- F1215012
- F1215018
- F1215030
- F1215033

H 700 mm
- F1218001
- F1218006
- F1218012
- F1218018
- F1218030
- F1218033

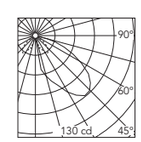

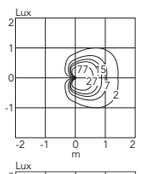

@4000K

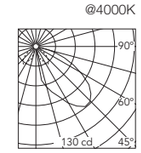

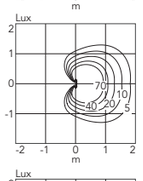

@4000K

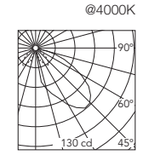

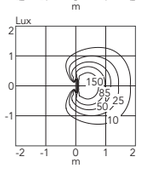

@4000K

Casting C 150



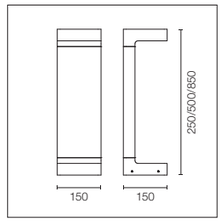

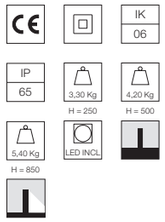

110/240V Netzgerät inbegriffen.

110/240V power supply integrated.

Power Led: 12W - 1080 lm ≠ FIXT 565 lm - 2700K/CRI 80 - 110-240V / 12W - 1170 lm ≠ FIXT 613 lm - 3000K/CRI 80 - 110-240V / 12W - 1260 lm ≠ FIXT 660 lm - 4000K/CRI 80 - 110-240V

2700K

H 250 mm - Non Dimmable

- F1230001
- F1230006
- F1230012
- F1230018
- F1230033
- F1230030

1-10V

- F1230001-310
- F1230006-310
- F1230012-310
- F1230018-310
- F1230030-310
- F1230033-310

Dali

- F1230001-300
- F1230006-300
- F1230012-300
- F1230018-300
- F1230030-300
- F1230033-300

3000K

H 250 mm - Non Dimmable

- F1231001
- F1231006
- F1231012
- F1231018
- F1231030
- F1231033

1-10V

- F1231001-310
- F1231006-310
- F1231012-310
- F1231018-310
- F1231030-310
- F1231033-310

Dali

- F1231001-300
- F1231006-300
- F1231012-300
- F1231018-300
- F1231030-300
- F1231033-300

4000K

H 250 mm - Non Dimmable

- F1232001
- F1232006
- F1232012
- F1232018
- F1232030
- F1232033

1-10V

- F1232001-310
- F1232006-310
- F1232012-310
- F1232018-310
- F1232030-310
- F1232033-310

Dali

- F1232001-300
- F1232006-300
- F1232012-300
- F1232018-300
- F1232030-300
- F1232033-300

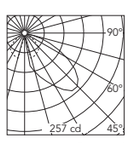

@4000K

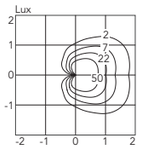

2700K

H 500 mm - Non Dimmable

- F1233001
- F1233006
- F1233012
- F1233018
- F1233030
- F1233033

1-10V

- F1233001-310
- F1233006-310
- F1233012-310
- F1233018-310
- F1233030-310
- F1233033-310

Dali

- F1233001-300
- F1233006-300
- F1233012-300
- F1233018-300
- F1233030-300
- F1233033-300

3000K

H 500 mm - Non Dimmable

- F1234001
- F1234006
- F1234012
- F1234018
- F1234030
- F1234033

1-10V

- F1234001-310
- F1234006-310
- F1234012-310
- F1234018-310
- F1234030-310
- F1234033-310

Dali

- F1234001-300
- F1234006-300
- F1234012-300
- F1234018-300
- F1234030-300
- F1234033-300

4000K

H 500 mm - Non Dimmable

- F1235001
- F1235006
- F1235012
- F1235018
- F1235030
- F1235033

1-10V

- F1235001-310
- F1235006-310
- F1235012-310
- F1235018-310
- F1235030-310
- F1235033-310

Dali

- F1235001-300
- F1235006-300
- F1235012-300
- F1235018-300
- F1235030-300
- F1235033-300

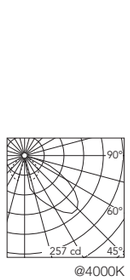

@4000K

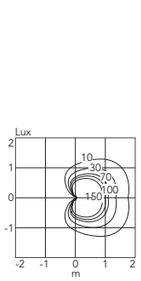

2700K

H 850 mm - Non Dimmable

- F1236001
- F1236006
- F1236012
- F1236018
- F1236030
- F1236033

1-10V

- F1236001-310
- F1236006-310
- F1236012-310
- F1236018-310
- F1236030-310
- F1236033-310

Dali

- F1236001-300
- F1236006-300
- F1236012-300
- F1236018-300
- F1236030-300
- F1236033-300

3000K

H 850 mm - Non Dimmable

- F1237001
- F1237006
- F1237012
- F1237018
- F1237030
- F1237033

1-10V

- F1237001-310
- F1237006-310
- F1237012-310
- F1237018-310
- F1237030-310
- F1237033-310

Dali

- F1237001-300
- F1237006-300
- F1237012-300
- F1237018-300
- F1237030-300
- F1237033-300

4000K

H 850 mm - Non Dimmable

- F1238001
- F1238006
- F1238012
- F1238018
- F1238030
- F1238033

1-10V

- F1238001-310
- F1238006-310
- F1238012-310
- F1238018-310
- F1238030-310
- F1238033-310

Dali

- F1238001-300
- F1238006-300
- F1238012-300
- F1238018-300
- F1238030-300
- F1238033-300

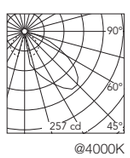

@4000K

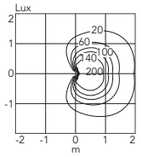

Casting T 100



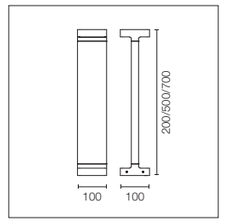

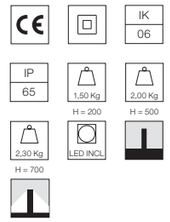

110/240V Netzgerät inbegriffen.

110/240V power supply integrated.

Power Led: 12W - 2x540 lm ≠ FIXT 2x272 lm - 2700K/CRI 80 - 110-240V / 12W - 2x585 lm ≠ FIXT 2x295 lm - 3000K/CRI 80 - 110-240V / 12W - 2x630 lm ≠ FIXT 2x317 lm - 4000K/CRI 80 - 110-240V

2700K

H 200 mm

- F1250001
- F1250006
- F1250012
- F1250018
- F1250030
- F1250033

H 500 mm

- F1253001
- F1253006
- F1253012
- F1253018
- F1253030
- F1253033

H 700 mm

- F1256001
- F1256006
- F1256012
- F1256018
- F1256030
- F1256033

3000K

H 200 mm

- F1251001
- F1251006
- F1251012
- F1251018
- F1251030
- F1251033

H 500 mm

- F1254001
- F1254006
- F1254012
- F1254018
- F1254030
- F1254033

H 700 mm

- F1257001
- F1257006
- F1257012
- F1257018
- F1257030
- F1257033

4000K

H 200 mm

- F1252001
- F1252006
- F1252012
- F1252018
- F1252030
- F1252033

H 500 mm

- F1255001
- F1255006
- F1255012
- F1255018
- F1255030
- F1255033

H 700 mm

- F1258001
- F1258006
- F1258012
- F1258018
- F1258030
- F1258033

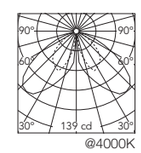

@4000K

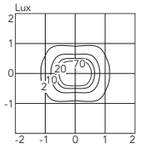

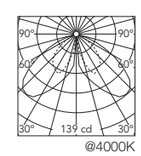

@4000K

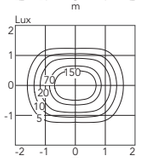

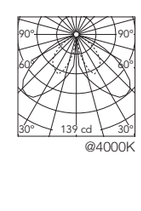

@4000K

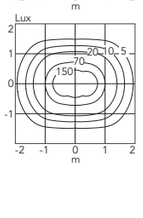

Casting T 150



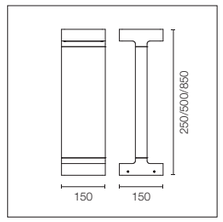

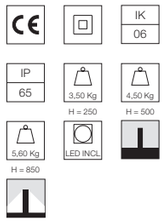

220/240V Netzgerät inbegriffen.
Auf Anfrage 110-V-Version.

220/240V power supply integrated. Version 110V upon request.

Power Led: 21W - 2x1080 lm ≠ FIXT 2x565 lm - 2700K/CRI 80 - 220-240V / 21W - 2x1170 lm ≠ FIXT 2x613 lm - 3000K/CRI 80 - 220-240V / 21W - 2x1260 lm ≠ FIXT 2x660 lm - 4000K/CRI 80 - 220-240V

2700K

H 250 mm - Non Dimmable

- F1270001
- F1270006
- F1270012
- F1270018
- F1270030
- F1270033

1-10V

- F1270001-310
- F1270006-310
- F1270012-310
- F1270018-310
- F1270030-310
- F1270033-310

Dali

- F1270001-300
- F1270006-300
- F1270012-300
- F1270018-300
- F1270030-300
- F1270033-300

3000K

H 250 mm - Non Dimmable

- F1271001
- F1271006
- F1271012
- F1271018
- F1271030
- F1271033

1-10V

- F1271001-310
- F1271006-310
- F1271012-310
- F1271018-310
- F1271030-310
- F1271033-310

Dali

- F1271001-300
- F1271006-300
- F1271012-300
- F1271018-300
- F1271030-300
- F1271033-300

4000K

H 250 mm - Non Dimmable

- F1272001
- F1272006
- F1272012
- F1272018
- F1272030
- F1272033

1-10V

- F1272001-310
- F1272006-310
- F1272012-310
- F1272018-310
- F1272030-310
- F1272033-310

Dali

- F1272001-300
- F1272006-300
- F1272012-300
- F1272018-300
- F1272030-300
- F1272033-300

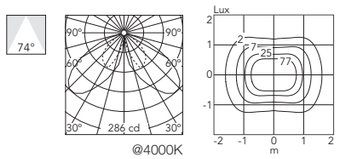

@4000K

2700K

H 500 mm - Non Dimmable

- F1273001
- F1273006
- F1273012
- F1273018
- F1273030
- F1273033

1-10V

- F1273001-310
- F1273006-310
- F1273012-310
- F1273018-310
- F1273030-310
- F1273033-310

Dali

- F1273001-300
- F1273006-300
- F1273012-300
- F1273018-300
- F1273030-300
- F1273033-300

3000K

H 500 mm - Non Dimmable

- F1274001
- F1274006
- F1274012
- F1274018
- F1274030
- F1274033

1-10V

- F1274001-310
- F1274006-310
- F1274012-310
- F1274018-310
- F1274030-310
- F1274033-310

Dali

- F1274001-300
- F1274006-300
- F1274012-300
- F1274018-300
- F1274030-300
- F1274033-300

4000K

H 500 mm - Non Dimmable

- F1275001
- F1275006
- F1275012
- F1275018
- F1275030
- F1275033

1-10V

- F1275001-310
- F1275006-310
- F1275012-310
- F1275018-310
- F1275030-310
- F1275033-310

Dali

- F1275001-300
- F1275006-300
- F1275012-300
- F1275018-300
- F1275030-300
- F1275033-300

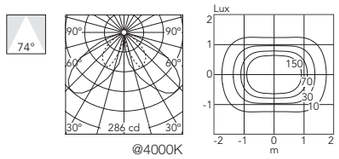

@4000K

2700K

H 850 mm - Non Dimmable

- F1276001
- F1276006
- F1276012
- F1276018
- F1276030
- F1276033

1-10V

- F1276001-310
- F1276006-310
- F1276012-310
- F1276018-310
- F1276030-310
- F1276033-310

Dali

- F1276001-300
- F1276006-300
- F1276012-300
- F1276018-300
- F1276030-300
- F1276033-300

3000K

H 850 mm - Non Dimmable

- F1277001
- F1277006
- F1277012
- F1277018
- F1277030
- F1277033

1-10V

- F1277001-310
- F1277006-310
- F1277012-310
- F1277018-310
- F1277030-310
- F1277033-310

Dali

- F1277001-300
- F1277006-300
- F1277012-300
- F1277018-300
- F1277030-300
- F1277033-300

4000K

H 850 mm - Non Dimmable

- F1278001
- F1278006
- F1278012
- F1278018
- F1278030
- F1278033

1-10V

- F1278001-310
- F1278006-310
- F1278012-310
- F1278018-310
- F1278030-310
- F1278033-310

Dali

- F1278001-300
- F1278006-300
- F1278012-300
- F1278018-300
- F1278030-300
- F1278033-300

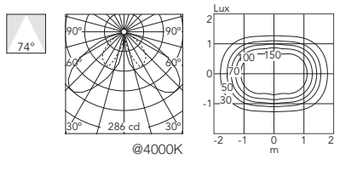

@4000K

Casting T/C: Zubehörteile / Accessories

Stiftschraubenplatte.	Base plate with bolt.	Casting 100 F1208000 Casting 150 F1207000	
Verbindungssystem, IP68, 3/4-Wege-H2O-Antikondensat, 4-polig, (ø5,5÷12mm Kabel).	3/4 way terminal block 4 poles IP68 H2O Stop. (ø5,5÷12mm cable).	F990C010000	
Überspannungsschutzgerät. 275 Vac. Maximaler Entladestrom 10KA (8 / 20us). Maximaler Betriebsstrom 5A. Geeignet für Reihenschaltung. IP66.	Surge protection device. 275Vac. Maximum discharge current 10KA (8/20us). Maximum operating current 5A. Suitable for series connection. IP66.	F990E00A000	

Walkstick / Wallstick

Designed by Antonio Citterio





Walkstick 2 Double



Walkstick Pipe

Familie / Family

Wallstick



Power Led
2,5W
185 lm - 2700K/CRI 80
199 lm - 3000K/CRI 80
212 lm - 4000K/CRI 80

Walkstick Pipe



Power Led
7W
483 lm - 2700K/CRI 80
496 lm - 3000K/CRI 80
529 lm - 4000K/CRI 80

Walkstick



Power Led
6W
333 lm - 2700K/CRI 80
358 lm - 3000K/CRI 80
382 lm - 4000K/CRI 80

Walkstick Double



Power Led
8,5W
333+185 lm - 2700K/CRI 80
358+199 lm - 3000K/CRI 80
382+212 lm - 4000K/CRI 80

Ausführungen / Colours

01 White



06 Grey



12 Forest Green



18 Deep Brown



30 Black



33 Anthracite

Beschreibung

Walkstick Pipe
Pfahlleuchten-Kollektion für den Außenbereich mit LED-Lichtquelle und rohrförmigem Kopf, der auf der vertikalen Achse um 350° und auf der horizontalen Achse um 350° verstellbar ist. In zwei verschiedenen Höhen verfügbar.
Der Ständer und der Kopf bestehen aus extrudiertem Aluminium und die Basis ist aus druckgegossenem Aluminium mit niedrigem Kupfergehalt hergestellt.
Erhältlich in zwei verschiedenen Ausführungen mit einer doppelten Pulverbeschichtung gemäß QUALICOAT-Standard. Die erste Epoxid-Pulverschicht bietet eine chemische und mechanische Widerstandsfähigkeit, die zweite Pulverendschicht aus Polyester stellt die Beständigkeit gegenüber UV-Strahlen und korrosiven Witterungseinflüssen sicher. Die lackierten Oberflächen werden mit basen- und säurehaltigen Reinigungen behandelt, mit entmineralisiertem Wasser gespült und einer chemischen Umwandlung unterzogen, um den Oxidationsschutz zu gewährleisten.
Die Befestigungsschrauben sind aus Edelstahl AISI 316L hergestellt.
Diffusor aus geätztem Glas für eine gleichmäßige Lichtstreuung am Boden.
Das Gerät wird mit einem Ausgangskabelteil aus Neopren bereitgestellt.
Es kann einfach mit Dübeln auf jedem Untergrund auf dem Boden oder mit dem speziellen, separat bestellbaren Einbaugehäuse angebracht werden, um die Produktbasis fest mit dem Boden zu verbinden.

Walkstick
Pfahlleuchten-Kollektion für den Außenbereich mit LED-Lichtquelle und aufgeweitetem Kopf, der auf der vertikalen Achse um 350° verstellbar ist. In zwei verschiedenen Höhen erhältlich und mit einer oder zwei Leuchten kombinierbar.
Der Ständer besteht aus extrudiertem Aluminium, die Basis und der Kopf sind aus druckgegossenem Aluminium EN AB-47100 mit niedrigem Kupfergehalt hergestellt.
Erhältlich in zwei verschiedenen Ausführungen mit einer doppelten Pulverbeschichtung gemäß QUALICOAT-Standard. Die erste Epoxid-Pulverschicht bietet eine chemische und mechanische Widerstandsfähigkeit, die zweite Pulverendschicht aus Polyester stellt die Beständigkeit gegenüber UV-Strahlen und korrosiven Witterungseinflüssen sicher. Die lackierten Oberflächen werden mit basen- und säurehaltigen Reinigungen behandelt, mit entmineralisiertem Wasser gespült und einer chemischen Umwandlung unterzogen, um den Oxydationsschutz zu gewährleisten.
Die Befestigungsschrauben sind aus Edelstahl AISI 316L hergestellt.
Diffusor aus mikrostrukturiertem Glas für eine gleichmäßige Lichtverteilung auf dem Boden.
Es kann einfach mit Dübeln auf jedem Untergrund auf dem Boden oder mit dem speziellen, separat bestellbaren Einbaugehäuse angebracht werden, um die Produktbasis fest mit dem Boden zu verbinden.

Wallstick
Wandwegeleuchte für den Außenbereich mit LED-Lichtquelle und aufgeweitetem Kopf, der auf der vertikalen Achse um 350° verstellbar ist. Der Leuchtkörper ist aus druckgegossenem, kupferarmem Aluminium mit geringem Kupfergehalt hergestellt.
Erhältlich in zwei verschiedenen Ausführungen mit einer doppelten Pulverbeschichtung gemäß QUALICOAT-Standard. Die erste Epoxid-Pulverschicht bietet eine chemische und mechanische Widerstandsfähigkeit, die zweite Pulverendschicht aus Polyester stellt die Beständigkeit gegenüber UV-Strahlen und korrosiven Witterungseinflüssen sicher. Die lackierten Oberflächen werden mit basen- und säurehaltigen Reinigungen behandelt, mit entmineralisiertem Wasser gespült und einer chemischen Umwandlung unterzogen, um den Oxydationsschutz zu gewährleisten.
Die Befestigungsschrauben sind aus Edelstahl AISI 316L hergestellt.
Diffusor aus mikrostrukturiertem Glas für eine gleichmäßige Lichtverteilung auf dem Boden.
Das Gerät wird mit zwei 200-mm-Ausgangsstromkabeln und einer Ausrüstung für einen IP-dichten Anschluss bereitgestellt.
Die Stromversorgung (24 V) kann extern installiert werden.
Für eine einfachere Montage ist das optionale Einbaugehäuse erhältlich (3-Modul-Anschlussdose, Modell 503).

Description

Walkstick Pipe
Collection of outdoor poles with LED light source and tubular head that can be adjusted 350° on the vertical and horizontal axes. Available in two different heights.
The stem and head are made of extruded aluminium; the base is made of die-cast aluminium with low copper content.
Available in different finishes with a double layer of powder coating according to the QUALICOAT standard. The first layer of epoxy powder confers chemical and mechanical resistance. The second layer, a polyester powder finish, ensures resistance to UV rays and corrosive atmospheric agents. The painted surfaces are treated with alkiline and acid washes, rinsed with demineralized water, and subjected to chemical conversion treatment to protect against rust.
The anchoring hardware is made of AISI 316L stainless steel.
Diffuser made of acid-etched glass to guarantee a uniform wash of light on the ground.
The unit is supplied with a length of neoprene cable.
The unit may be easily installed on any flooring on the ground with anchors, or with the dedicated installation box to completely integrate the base of the product with the pavement.

Walkstick
Collection of outdoor poles with LED light source and tubular head that can be adjusted vertically 350°. Available in two different heights combined with the one- or two-light version.
The stem is made of extruded aluminium; the base and head are made of EN AB-47100 die-cast aluminium with low copper content.
Available in different finishes with a double layer of powder coating according to the QUALICOAT standard. The first layer of epoxy powder confers chemical and mechanical resistance. The second layer, a polyester powder finish, ensures resistance to UV rays and corrosive atmospheric agents. The painted surfaces are treated with alkiline and acid washes, rinsed with demineralized water, and subjected to chemical conversion treatment to protect against rust.
The anchoring hardware is made of AISI 316L stainless steel.
Diffuser in micro-textured glass to guarantee uniform light distribution on the ground.
The unit may be easily installed on any flooring on the ground with anchors, or with the dedicated installation box to completely integrate the base of the product with the pavement.

Wallstick
Wall-mounted outdoor footpath lights with LED light source and flared head that can be adjusted vertically 350°.
The body is made of die-cast aluminium with low copper content.
Available in different finishes with a double layer of powder coating according to the QUALICOAT standard. The first layer of epoxy powder confers chemical and mechanical resistance. The second layer, a polyester powder finish, ensures resistance to UV rays and corrosive atmospheric agents. The painted surfaces are treated with alkiline and acid washes, rinsed with demineralized water, and subjected to chemical conversion treatment to protect against rust.
The anchoring hardware is made of AISI 316L stainless steel.
Diffuser in micro-textured glass to guarantee uniform light distribution on the ground.
The light comes with two 2-m power cables and with a kit for IP-rated connection.
The 24V electrical power supply can be installed remotely. For easier installation, an optional box (sold separately) is available (3-module junction box, model 503).



Wallstick



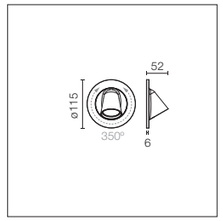

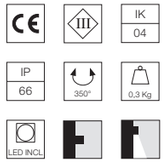

LED-Lichtquelle im Lieferumfang enthalten. Der Kopf des Geräts kann auf der vertikalen Achse um 350° verstellt werden. Die externe Stromversorgung (24 V) ist separat zu bestellen. Das Gerät wird mit zwei 200-mm-Ausgangsstromkabeln und einer Ausrüstung für einen IP-dichten Anschluss bereitgestellt. Das Netzteil kann extern montiert werden (kein Einbaugehäuse erforderlich) oder mit einem speziellen, optionalen Einbaugehäuse hinter dem Gerät untergebracht werden.

LED light source included. Head adjustable 350° on the vertical axis. Remote 24V electrical power unit sold separately. Unit comes with two 200-mm-long outgoing power cables and a kit for IP-rated connection. The power supply may be installed remotely (installation box not necessary) or housed behind the unit with the optional installation box.

Power Led: 2,5W - 264 lm ≠ FIXT 185 lm - 2700K/CRI 80 - 24V / 2,5W - 283 lm ≠ FIXT 199 lm - 3000K/CRI 80 - 24V / 2,5W - 303 lm ≠ FIXT 212 lm - 4000K/CRI 80 - 24V

2700K
PWM Dimmable
- F010A20H001
- F010A20H006
- F010A20H012
- F010A20H018
- F010A20H030
- F010A20H033

3000K
PWM Dimmable
- F010A30H001
- F010A30H006
- F010A30H012
- F010A30H018
- F010A30H030
- F010A30H033

4000K
PWM Dimmable
- F010A40H001
- F010A40H006
- F010A40H012
- F010A40H018
- F010A40H030
- F010A40H033

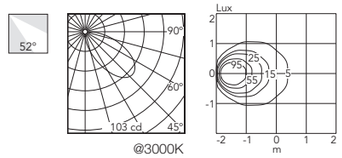

@3000K

* Maximale Leuchten pro Stromversorgung / Maximum number of luminaires per power supply.

Maximale Leuchten pro Stromversorgung (220÷ 240 V). Diese Angaben müssen unter Berücksichtigung der spezifischen Installationsbedingungen überprüft werden.

Maximum number of luminaires per power supply. (220÷240 V). These data must be checked taking into account the specific installation conditions.

Non Dimmable		Dimmable	
Acc. RF25754	1	Acc. F990B02A000	7
Acc. RF25748	1	Acc. F990B03A000	7
Acc. RF25747	2	Acc. F990B04A000	13
Acc. RF25757	2	Acc. F990B05A000	13
Acc. F990B23AZ00	7		
Acc. RF25755	9		
Acc. RF25749	13		

Wandmontage / Installation on Wall

Option 1

Ohne Einbaugehäuse / Without recessed box installation.

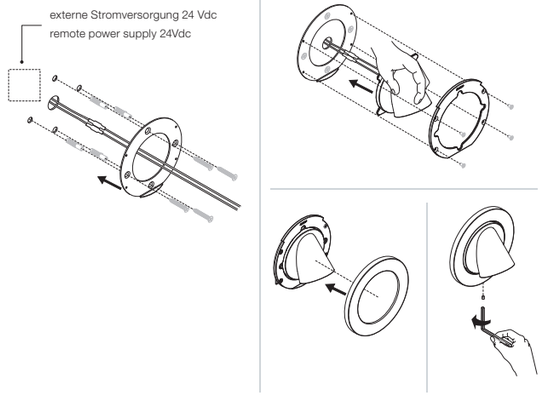

Option 2

Mit Einbaugehäuse / Recessed box installation

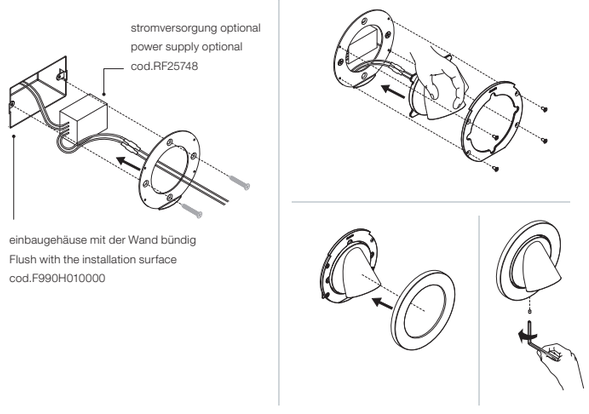

Wallstick: Zubehörteile / Accessories

Eingebaute 3-Modul-Anschlussdose (Modell 503), 106x75 mm, H 55 mm.	Recessed 3-module junction box (model 503) 106 mm x 75 mm H 55 mm.	F990H010000		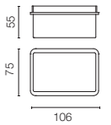
Verbindungssystem, IP 68, 2-Wege, 2-polig, (Ø4÷6,9mm Kabel). Kann nicht in das Einbaugehäuse für die Installation platziert werden.	2 way terminal block 2 poles IP68. (Ø4÷6,9mm cable). It can't be placed in the recessed box for installation.	F990C050000		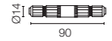

Wallstick: Power Supply Dimmable

Netzgerät 120/270Vac / 24Vdc. 1-10V PWM control. IP67.	Power supply 120/270Vac / 24Vdc. 1-10V PWM control. IP67.	35W *F990B02A000 70W *F990B04A000		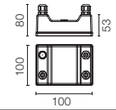
Netzgerät 120/270Vac / 24Vdc. DALI PWM control. IP67.	Power supply 120/270Vac / 24Vdc. DALI PWM control. IP67.	35W *F990B03A000 70W *F990B05A000		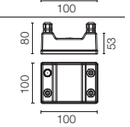
1-10V PWM-Steuerungsschnittstelle 24Vdc 120W. IP67. Netzgerät nicht eingeschlossen.	1-10V PWM control interface 24Vdc 120W. IP67. Power supply not included.	F990B00A000		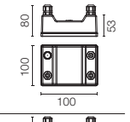
DALI PWM-Steuerungsschnittstelle 24Vdc 120W. IP67. Netzgerät nicht eingeschlossen.	DALI PWM control interface 24Vdc 120W. IP67. Power supply not included.	F990B01A000		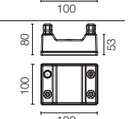

Wallstick: Power Supply Non Dimmable

Netzgerät 24V 8W / 110-240V IP20 Klasse II selv.	Power supply 24V 8W / 110-240V IP20 Class II selv.	*RF25754		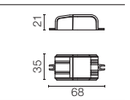
Netzgerät 24V 8W / 110-240V IP65 Klasse II selv.	Power supply 24V 8W / 110-240V IP65 Class II selv.	*RF25748		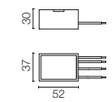
Netzgerät 24V 10W / 110-240V IP20 Klasse II selv.	Power supply 24V 10W /110-240V IP20 Class II selv.	*RF25747		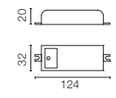
Netzgerät 24V 10W / 110-240V IP67 Klasse II selv.	Power supply 24V 10W / 110-240V IP67 Class II selv.	*RF25757		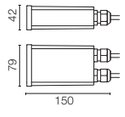
Netzgerät 24Vdc 35W / 120-270V IP67 Klasse II selv.	Power supply 24Vdc 35W / 120-270V IP67 Class II selv.	*F990B23AZ00		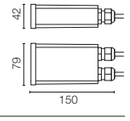
Netzgerät 24Vdc 50W / 120-240V IP67 Klasse II selv.	Power supply 24Vdc 50W / 120-240V IP67 Class II selv.	*RF25755		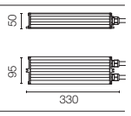
Netzgerät 24Vdc 70W / 220-240V IP67 Klasse II selv.	Power supply 24Vdc 70W / 220-240V IP67 Class II selv.	*RF25749		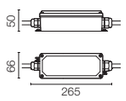

Walkstick Pipe 1



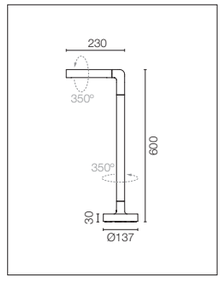

IP 65 · IK 08 · 350° · 350° · 1,05 Kg · LED INCL

220-240V Netzgerät inbegriffen.
Für Installation auf einer harten Basis bereit.
Das Gehäuse für die Bodeninstallation ist separat zu bestellen.
Inklusive Verbindungssystem, IP 68, 2-Wege-H_2O-Antikondensat, 4-polig.
Auf Anfrage 110V Version.

220-240V power supply included. Ready for installation on solid surface. Box for ground installation to be ordered separately.
Included 2 way terminal block 4 poles IP68 H_2O Stop.
Version 110V upon request.

Power Led: 7W - 622 lm ≠ FIXT 483 lm - 2700K/CRI 80 - 220-240V / 7W - 648 lm ≠ FIXT 496 lm - 3000K/CRI 80 - 220-240V / 7W - 693 lm ≠ FIXT 529 lm - 4000K/CRI 80 - 220-240V

2700K
Non Dimmable
- F010H21A001
- F010H21A006
- F010H21A012
- F010H21A018
- F010H21A030
- F010H21A033

1-10V
- F010H21B001
- F010H21B006
- F010H21B012
- F010H21B018
- F010H21B030
- F010H21B033

3000K
Non Dimmable
- F010H31A001
- F010H31A006
- F010H31A012
- F010H31A018
- F010H31A030
- F010H31A033

1-10V
- F010H31B001
- F010H31B006
- F010H31B012
- F010H31B018
- F010H31B030
- F010H31B033

4000K
Non Dimmable
- F010H41A001
- F010H41A006
- F010H41A012
- F010H41A018
- F010H41A030
- F010H41A033

1-10V
- F010H41B001
- F010H41B006
- F010H41B012
- F010H41B018
- F010H41B030
- F010H41B033

97°

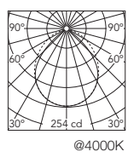

@4000K

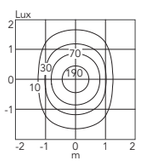

Walkstick Pipe 2



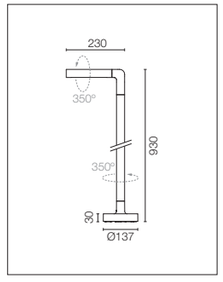

IP 65 · IK 08 · 350° · 350° · 1,70 Kg · LED INCL

220-240V Netzgerät inbegriffen. Für Installation auf einer harten Basis bereit.
Das Gehäuse für die Bodeninstallation ist separat zu bestellen.
Inklusive Verbindungssystem, IP 68, 2-Wege-H_2O-Antikondensat, 4-polig.
Auf Anfrage 110-V-Version.

220-240V power supply included. Ready for installation on solid surface. Box for ground installation to be ordered separately.
Included 2 way terminal block 4 poles IP68 H_2O Stop.
Version 110V upon request.

Power Led: 7W - 622 lm ≠ FIXT 483 lm - 2700K/CRI 80 - 220-240V / 7W - 648 lm ≠ FIXT 496 lm - 3000K/CRI 80 - 220-240V / 7W - 693 lm ≠ FIXT 529 lm - 4000K/CRI 80 - 220-240V

2700K
Non Dimmable
- F010J21A001
- F010J21A006
- F010J21A012
- F010J21A018
- F010J21A030
- F010J21A033

1-10V
- F010J21B001
- F010J21B006
- F010J21B012
- F010J21B018
- F010J21B030
- F010J21B033

Dali
- F010J21D001
- F010J21D006
- F010J21D012
- F010J21D018
- F010J21D030
- F010J21D033

3000K
Non Dimmable
- F010J31A001
- F010J31A006
- F010J31A012
- F010J31A018
- F010J31A030
- F010J31A033

1-10V
- F010J31B001
- F010J31B006
- F010J31B012
- F010J31B018
- F010J31B030
- F010J31B033

Dali
- F010J31D001
- F010J31D006
- F010J31D012
- F010J31D018
- F010J31D030
- F010J31D033

4000K
Non Dimmable
- F010J41A001
- F010J41A006
- F010J41A012
- F010J41A018
- F010J41A030
- F010J41A033

1-10V
- F010J41B001
- F010J41B006
- F010J41B012
- F010J41B018
- F010J41B030
- F010J41B033

Dali
- F010J41D001
- F010J41D006
- F010J41D012
- F010J41D018
- F010J41D030
- F010J41D033

97°

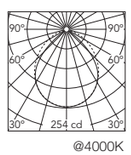

@4000K

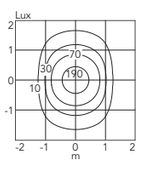

Walkstick 1



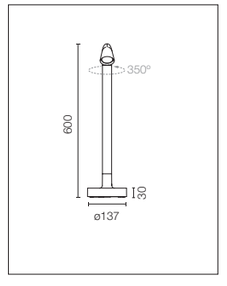

IP 66 · IK 04 · 350° · 350° · 1,1 Kg · LED INCL

LED-Lichtquelle im Lieferumfang enthalten. Der Kopf des Geräts kann auf der vertikalen Achse um 350° und auf der horizontalen Achse um 350° verstellt werden. Integriertes 220-240-V-Netzteil zum Ein-/Ausschalten. Ausgestattet mit einem Ausgangskabelteil aus Neopren und einem 2-Wege-H_2O-Kondensationsschutzsystem (IP68). Optionales, separat bestellbares Einbaugehäuse für die Bodenmontage.
110-V-Version auf Anfrage erhältlich.

LED light source included. Head adjustable 350° on both the vertical and horizontal axes. Integrated 220-240V ON/OFF electrical power. Equipped with a length of neoprene cable and an IP68 2-way anti-condensation H_2O stop seal system. Box for ground installation sold separately.
110V version by request.

Power Led: 6W - 502 lm ≠ FIXT 333 lm - 2700K/CRI 80 - 220-240V / 6W - 539 lm ≠ FIXT 358 lm - 3000K/CRI 80 - 220-240V / 6W - 577 lm ≠ FIXT 382 lm - 4000K/CRI 80 - 220-240V

2700K
Non Dimmable
- F010B21A001
- F010B21A006
- F010B21A012
- F010B21A018
- F010B21A030
- F010B21A033

1-10V
- F010B21B001
- F010B21B006
- F010B21B012
- F010B21B018
- F010B21B030
- F010B21B033

3000K
Non Dimmable
- F010B31A001
- F010B31A006
- F010B31A012
- F010B31A018
- F010B31A030
- F010B31A033

1-10V
- F010B31B001
- F010B31B006
- F010B31B012
- F010B31B018
- F010B31B030
- F010B31B033

4000K
Non Dimmable
- F010B41A001
- F010B41A006
- F010B41A012
- F010B41A018
- F010B41A030
- F010B41A033

1-10V
- F010B41B001
- F010B41B006
- F010B41B012
- F010B41B018
- F010B41B030
- F010B41B033

54°

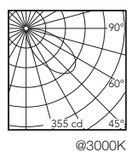

@3000K

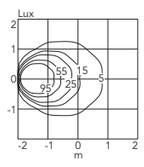

Walkstick 2



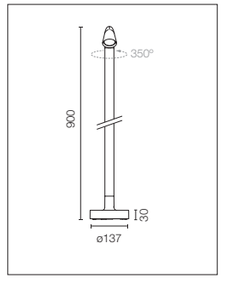

IP 66 · IK 04 · 350° · 350° · 1,7 Kg · LED INCL

LED-Lichtquelle im Lieferumfang enthalten. Der Kopf des Geräts kann auf der vertikalen Achse um 350° und auf der horizontalen Achse um 350° verstellt werden. 220-240-V-Netzteil zum Ein-/Ausschalten und 1-10V Dimmer oder DALI integriert. Ausgestattet mit einem Ausgangskabelteil aus Neopren und einem 2-Wege-H_2O-Kondensationsschutzsystem (IP68). Optionales, separat bestellbares Einbaugehäuse für die Bodenmontage.
110-V-Version auf Anfrage erhältlich.

LED light source included. Head adjustable 350° on both the vertical and horizontal axes. Integrated 220-240V ON/OFF and 1-10V or DALI dimmable electrical power. Equipped with a length of neoprene cable and an IP68 2-way anti-condensation H_2O stop seal system. Box for ground installation sold separately.
110V version by request.

Power Led: 6W - 502 lm ≠ FIXT 333 lm - 2700K/CRI 80 - 220-240V / 6W - 539 lm ≠ FIXT 358 lm - 3000K/CRI 80 - 220-240V / 6W - 577 lm ≠ FIXT 382 lm - 4000K/CRI 80 - 220-240V

2700K
Non Dimmable
- F010B22A001
- F010B22A006
- F010B22A012
- F010B22A018
- F010B22A030
- F010B22A033

1-10V
- F010B22B001
- F010B22B006
- F010B22B012
- F010B22B018
- F010B22B030
- F010B22B033

Dali
- F010B22D001
- F010B22D006
- F010B22D012
- F010B22D018
- F010B22D030
- F010B22D033

3000K
Non Dimmable
- F010B32A001
- F010B32A006
- F010B32A012
- F010B32A018
- F010B32A030
- F010B32A033

1-10V
- F010B32B001
- F010B32B006
- F010B32B012
- F010B32B018
- F010B32B030
- F010B32B033

Dali
- F010B32D001
- F010B32D006
- F010B32D012
- F010B32D018
- F010B32D030
- F010B32D033

4000K
Non Dimmable
- F010B42A001
- F010B42A006
- F010B42A012
- F010B42A018
- F010B42A030
- F010B42A033

1-10V
- F010B42B001
- F010B42B006
- F010B42B012
- F010B42B018
- F010B42B030
- F010B42B033

Dali
- F010B42D001
- F010B42D006
- F010B42D012
- F010B42D018
- F010B42D030
- F010B42D033

54°

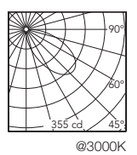

@3000K

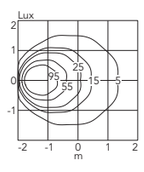

Walkstick 2 Double



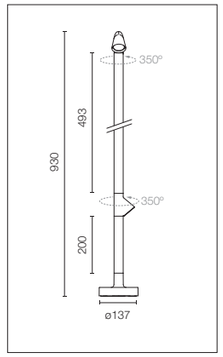

IK 04 | IP 66 | 350° | 1,9 Kg | LED INCL

Doppelte LED-Lichtquelle im Lieferumfang enthalten. Lampenköpfe können unabhängig voneinander auf der vertikalen Achse um 350° und auf der horizontalen Achse um 350° verstellt werden. 220-240-V-Netzteil zum Ein-/Ausschalten und 1-10V Dimmer oder DALI integriert. Ausgestattet mit einem Ausgangskabelteil aus Neopren und einem 2-Wege-H_2O-Kondensationsschutzsystem (IP68). Optionales, separat bestellbares Einbaugehäuse für die Bodenmontage.
110V Version auf Anfrage erhältlich.

Dual LED light source included. Heads independently adjustable 350° on both the vertical and horizontal axes. Integrated 220-240V ON/OFF and 1-10V or DALI dimmable electrical power. Equipped with a length of neoprene cable and an IP68 2-way anti-condensation H_2O stop seal system. Box for ground installation sold separately.
110V version by request.

Power Led: 8,5W - 502+264 lm ≠ FIXT 333+185 lm - 2700K/CRI 80 - 220-240V / 8,5W - 539+283 lm ≠ FIXT 358+199 lm - 3000K/CRI 80 - 220-240V / 8,5W - 577+303 lm ≠ FIXT 382+212 lm - 4000K/CRI 80 - 220-240V

2700K

Non Dimmable
- F010C22A001
- F010C22A006
- F010C22A012
- F010C22A018
- F010C22A030
- F010C22A033

1-10V
- F010C22B001
- F010C22B006
- F010C22B012
- F010C22B018
- F010C22B030
- F010C22B033

Dali
- F010C22D001
- F010C22D006
- F010C22D012
- F010C22D018
- F010C22D030
- F010C22D033

3000K

Non Dimmable
- F010C32A001
- F010C32A006
- F010C32A012
- F010C32A018
- F010C32A030
- F010C32A033

1-10V
- F010C32B001
- F010C32B006
- F010C32B012
- F010C32B018
- F010C32B030
- F010C32B033

Dali
- F010C32D001
- F010C32D006
- F010C32D012
- F010C32D018
- F010C32D030
- F010C32D033

4000K

Non Dimmable
- F010C42A001
- F010C42A006
- F010C42A012
- F010C42A018
- F010C42A030
- F010C42A033

1-10V
- F010C42B001
- F010C42B006
- F010C42B012
- F010C42B018
- F010C42B030
- F010C42B033

Dali
- F010C42D001
- F010C42D006
- F010C42D012
- F010C42D018
- F010C42D030
- F010C42D033

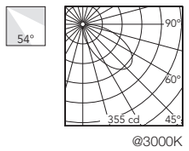

@3000K

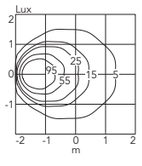

footer: Walkstick 194

Walkstick: Zubehörteile / Accessories

Box für die Bodeninstallation.	Box for ground installation.	F001Z020000



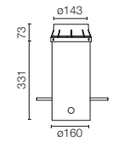

Überspannungsschutzgerät. 275 Vac. Maximaler Entladestrom 10KA (8 / 20us). Maximaler Betriebsstrom 5A. Geeignet für Reihenschaltung. IP66.	Surge protection device. 275Vac. Maximum discharge current 10KA (8/20us). Maximum operating current 5A. Suitable for series connection. IP66.	F990E00A000

footer: 195 Walkstick

Belvedere



Designed by Antonio Citterio assistant Toan Nguyen



Belvedere Clove



Belvedere Spot

Familie / Family

Belvedere Clove



Power Led
8,4W
631 lm - 2700K/CRI 80
657 lm - 3000K/CRI 80
703 lm - 4000K/CRI 80

Belvedere Spot



Power Led
6W
425 lm - 2700K/CRI 80
440 lm - 3000K/CRI 80
473 lm - 4000K/CRI 80

Belvedere Spot Wall



Power Led
6W
425 lm - 2700K/CRI 80
440 lm - 3000K/CRI 80
473 lm - 4000K/CRI 80

Ausführungen / Colours

01 White



06 Grey



12 Forest Green



18 Deep Brown



30 Black



33 Anthracite

Beschreibung / Description

Belvedere Spot
Familie von verstellbaren LED-Außenleuchten (doppelte Drehung, vertikale und horizontale Achse), geeignet für Bodeninstallationen (eben oder erdverlegt) und mit integriertem Netzteilkasten.

Belvedere Spot Wall
Außenleuchte bestehend aus einem bis zu 350°±5° schwenkbaren Projektor an der Horizontalachse, geeignet für Wandinstallationen und mit integriertem Netzteilkasten.

Belvedere Clove
Familie von Outdoor-Produkten, bestehend aus Leuchten mit einem Mast von zwei verschiedenen Höhen und geeignet für Bodeninstallationen (am Boden oder vergraben) und mit integriertem Netzteilkasten.

Verwenden Sie ein Anschlusssystem mit einem Schutzgrad, der gleich oder höher als der Schutzgrad des Geräts ist.

Belvedere Spot
Family of adjustable outdoor LED lighting luminaires (double rotation, vertical and horizontal axle) suitable for floor installations (ground or buried) and with integrated power supply box.

Belvedere Spot Wall
Outdoor luminaire consisting of an adjustable projector for up to 350°±5° on the horizontal axle suitable for wall installations and with integrated power supply box.

Belvedere Clove
Family of outdoor products consisting of luminaires with a pole of two different heights and suitable for floor installations (ground or buried) and with integrated power supply box.

We recommend using a connection system with a degree of protection greater than or equal to the degree of protection of the luminaire.

Belvedere Clove 1



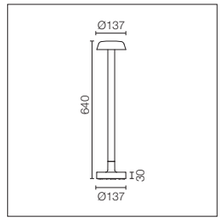

IK 08 · IP 65 · 1,70 Kg · LED INCL

220-240V Netzgerät inbegriffen.
Für Installation auf einer harten Basis bereit.
Das Gehäuse für die Bodeninstallation ist separat zu bestellen.
Inklusive Verbindungssystem, IP 68, 2-Wege-H2O-Antikondensat, 4-polig.
Auf Anfrage 110-V-Version.

220-240V power supply included. Ready for installation on solid surface. Box for ground installation to be ordered separately.
Included 2 way terminal block 4 poles IP68 H2O Stop.
Version 110V upon request.

Power Led: 8,4W - 783 lm ≠ FIXT 631 lm - 2700K/CRI 80 - 220-240V / 8,4W - 816 lm ≠ FIXT 657 lm - 3000K/CRI 80 - 220-240V / 8,4W - 873 lm ≠ FIXT 703 lm - 4000K/CRI 80 - 220-240V

2700K

Non Dimmable
- ○ F001A21A001
- ● F001A21A006
- ● F001A21A012
- ● F001A21A018
- ● F001A21A030
- ● F001A21A033

1-10V
- ○ F001A21B001
- ● F001A21B006
- ● F001A21B012
- ● F001A21B018
- ● F001A21B030
- ● F001A21B033

Dali
- ○ F001A21D001
- ● F001A21D006
- ● F001A21D012
- ● F001A21D018
- ● F001A21D030
- ● F001A21D033

3000K

Non Dimmable
- ○ F001A31A001
- ● F001A31A006
- ● F001A31A012
- ● F001A31A018
- ● F001A31A030
- ● F001A31A033

1-10V
- ○ F001A31B001
- ● F001A31B006
- ● F001A31B012
- ● F001A31B018
- ● F001A31B030
- ● F001A31B033

Dali
- ○ F001A31D001
- ● F001A31D006
- ● F001A31D012
- ● F001A31D018
- ● F001A31D030
- ● F001A31D033

4000K

Non Dimmable
- ○ F001A41A001
- ● F001A41A006
- ● F001A41A012
- ● F001A41A018
- ● F001A41A030
- ● F001A41A033

1-10V
- ○ F001A41B001
- ● F001A41B006
- ● F001A41B012
- ● F001A41B018
- ● F001A41B030
- ● F001A41B033

Dali
- ○ F001A41D001
- ● F001A41D006
- ● F001A41D012
- ● F001A41D018
- ● F001A41D030
- ● F001A41D033

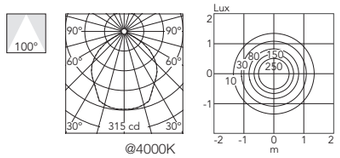

Belvedere Clove 2



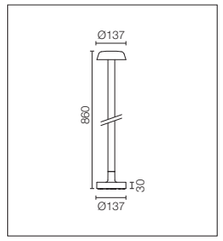

IK 08 · IP 65 · 2,10 Kg · LED INCL

220-240V Netzgerät inbegriffen.
Für Installation auf einer harten Basis bereit.
Das Gehäuse für die Bodeninstallation ist separat zu bestellen.
Inklusive Verbindungssystem, IP 68, 2-Wege-H2O-Antikondensat, 4-polig.
Auf Anfrage 110-V-Version.

220-240V power supply included. Ready for installation on solid surface. Box for ground installation to be ordered separately.
Included 2 way terminal block 4 poles IP68 H2O Stop.
Version 110V upon request.

Power Led: 8,4W - 783 lm ≠ FIXT 631 lm - 2700K/CRI 80 - 220-240V / 8,4W - 816 lm ≠ FIXT 657 lm - 3000K/CRI 80 - 220-240V / 8,4W - 873 lm ≠ FIXT 703 lm - 4000K/CRI 80 - 220-240V

2700K

Non Dimmable
- ○ F001B21A001
- ● F001B21A006
- ● F001B21A012
- ● F001B21A018
- ● F001B21A030
- ● F001B21A033

1-10V
- ○ F001B21B001
- ● F001B21B006
- ● F001B21B012
- ● F001B21B018
- ● F001B21B030
- ● F001B21B033

Dali
- ○ F001B21D001
- ● F001B21D006
- ● F001B21D012
- ● F001B21D018
- ● F001B21D030
- ● F001B21D033

3000K

Non Dimmable
- ○ F001B31A001
- ● F001B31A006
- ● F001B31A012
- ● F001B31A018
- ● F001B31A030
- ● F001B31A033

1-10V
- ○ F001B31B001
- ● F001B31B006
- ● F001B31B012
- ● F001B31B018
- ● F001B31B030
- ● F001B31B033

Dali
- ○ F001B31D001
- ● F001B31D006
- ● F001B31D012
- ● F001B31D018
- ● F001B31D030
- ● F001B31D033

4000K

Non Dimmable
- ○ F001B41A001
- ● F001B41A006
- ● F001B41A012
- ● F001B41A018
- ● F001B41A030
- ● F001B41A033

1-10V
- ○ F001B41B001
- ● F001B41B006
- ● F001B41B012
- ● F001B41B018
- ● F001B41B030
- ● F001B41B033

Dali
- ○ F001B41D001
- ● F001B41D006
- ● F001B41D012
- ● F001B41D018
- ● F001B41D030
- ● F001B41D033

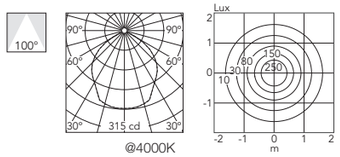

Belvedere Spot Floor 1



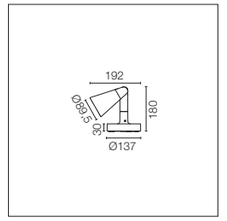

IK 04 · IP 65 · 350° · 350° · 1,05 Kg · LED INCL

220-240V Netzgerät inbegriffen.
Für Installation auf einer harten Basis bereit.
Das Gehäuse für die Bodeninstallation ist separat zu bestellen.
Inklusive Verbindungssystem, IP 68, 2-Wege-H2O-Antikondensat, 4-polig.
24V Dimmbare Version auf Anfrage verfügbar.

220-240V power supply included. Ready for installation on solid surface. Box for ground installation to be ordered separately.
Included 2 way terminal block 4 poles IP68 H2O Stop.
24V Dimmable version available on request.

Power Led: 6W - 513 lm ≠ *FIXT 425 lm - 2700K/CRI 80 - 220-240V / 6W - 530 lm ≠ *FIXT 440 lm - 3000K/CRI 80 - 220-240V / 6W - 570 lm ≠ *FIXT 473 lm - 4000K/CRI 80 - 220-240V
*FIXT lm = Spot Optic

2700K

Non Dimmable
- ○ F001C21A001
- ● F001C21A006
- ● F001C21A012
- ● F001C21A018
- ● F001C21A030
- ● F001C21A033

3000K

Non Dimmable
- ○ F001C31A001
- ● F001C31A006
- ● F001C31A012
- ● F001C31A018
- ● F001C31A030
- ● F001C31A033

4000K

Non Dimmable
- ○ F001C41A001
- ● F001C41A006
- ● F001C41A012
- ● F001C41A018
- ● F001C41A030
- ● F001C41A033

10° SPOT

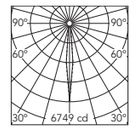

@4000K

Beam Angle:	10°
h(m)	E(lx) D(m)
1	6749 0.17
2	1687 0.34
3	750 0.51
4	422 0.68
5	270 0.84

2700K

Non Dimmable
- ○ F001C22A001
- ● F001C22A006
- ● F001C22A012
- ● F001C22A018
- ● F001C22A030
- ● F001C22A033

3000K

Non Dimmable
- ○ F001C32A001
- ● F001C32A006
- ● F001C32A012
- ● F001C32A018
- ● F001C32A030
- ● F001C32A033

4000K

Non Dimmable
- ○ F001C42A001
- ● F001C42A006
- ● F001C42A012
- ● F001C42A018
- ● F001C42A030
- ● F001C42A033

17° MEDIUM

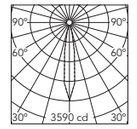

@4000K

Beam Angle:	17°
h(m)	E(lx) D(m)
1	3590 0.29
2	897 0.59
3	399 0.88
4	224 1.18
5	144 1.47

2700K

Non Dimmable
- ○ F001C23A001
- ● F001C23A006
- ● F001C23A012
- ● F001C23A018
- ● F001C23A030
- ● F001C23A033

3000K

Non Dimmable
- ○ F001C33A001
- ● F001C33A006
- ● F001C33A012
- ● F001C33A018
- ● F001C33A030
- ● F001C33A033

4000K

Non Dimmable
- ○ F001C43A001
- ● F001C43A006
- ● F001C43A012
- ● F001C43A018
- ● F001C43A030
- ● F001C43A033

28° FLOOD

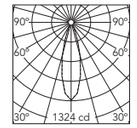

@4000K

Beam Angle:	28°
h(m)	E(lx) D(m)
1	1324 0.50
2	331 1.01
3	147 1.51
4	83 2.01
5	53 2.51

Belvedere Spot Floor 2



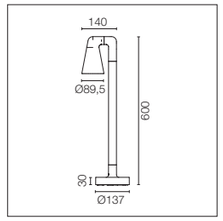

IP 65 · IK 04 · 350° · 350° · 1,70 Kg · LED INCL

220-240V Netzgerät inbegriffen.
Für Installation auf einer harten Basis bereit.
Das Gehäuse für die Bodeninstallation ist separat zu bestellen.
Inklusive Verbindungssystem, IP 68, 2-Wege-H2O-Antikondensat, 4-polig.
Auf Anfrage 110-V-Version.

220-240V power supply included. Ready for installation on solid surface. Box for ground installation to be ordered separately.
Included 2 way terminal block 4 poles IP68 H2O Stop.
Version 110V upon request.

Power Led: 6W - 513 lm ≠ *FIXT 425 lm - 2700K/CRI 80 - 220-240V / 6W - 530 lm ≠ *FIXT 440 lm - 3000K/CRI 80 - 220-240V / 6W - 570 lm ≠ *FIXT 473 lm - 4000K/CRI 80 - 220-240V
*FIXT lm = Spot Optic

2700K

Non Dimmable
- ○ F001D21A001
- ● F001D21A006
- ● F001D21A012
- ● F001D21A018
- ● F001D21A030
- ● F001D21A033

1-10V
- ○ F001D21B001
- ● F001D21B006
- ● F001D21B012
- ● F001D21B018
- ● F001D21B030
- ● F001D21B033

3000K

Non Dimmable
- ○ F001D31A001
- ● F001D31A006
- ● F001D31A012
- ● F001D31A018
- ● F001D31A030
- ● F001D31A033

1-10V
- ○ F001D31B001
- ● F001D31B006
- ● F001D31B012
- ● F001D31B018
- ● F001D31B030
- ● F001D31B033

4000K

Non Dimmable
- ○ F001D41A001
- ● F001D41A006
- ● F001D41A012
- ● F001D41A018
- ● F001D41A030
- ● F001D41A033

1-10V
- ○ F001D41B001
- ● F001D41B006
- ● F001D41B012
- ● F001D41B018
- ● F001D41B030
- ● F001D41B033

10° SPOT

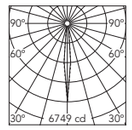

Beam Angle:		10°
h(m)	E(lx)	D(m)
1	6749	0.17
2	1687	0.34
3	750	0.51
4	422	0.68
5	270	0.84

@4000K

2700K

Non Dimmable
- ○ F001D22A001
- ● F001D22A006
- ● F001D22A012
- ● F001D22A018
- ● F001D22A030
- ● F001D22A033

1-10V
- ○ F001D22B001
- ● F001D22B006
- ● F001D22B033
- ● F001D22B030
- ● F001D22B018
- ● F001D22B012

3000K

Non Dimmable
- ○ F001D32A001
- ● F001D32A006
- ● F001D32A012
- ● F001D32A018
- ● F001D32A030
- ● F001D32A033

1-10V
- ○ F001D32B001
- ● F001D32B006
- ● F001D32B012
- ● F001D32B018
- ● F001D32B030
- ● F001D32B033

4000K

Non Dimmable
- ○ F001D42A001
- ● F001D42A006
- ● F001D42A012
- ● F001D42A018
- ● F001D42A030
- ● F001D42A033

1-10V
- ○ F001D42B001
- ● F001D42B006
- ● F001D42B012
- ● F001D42B018
- ● F001D42B030
- ● F001D42B033

17° MEDIUM

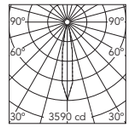

Beam Angle:		17°
h(m)	E(lx)	D(m)
1	3590	0.29
2	897	0.59
3	399	0.88
4	224	1.18
5	144	1.47

@4000K

2700K

Non Dimmable
- ○ F001D23A001
- ● F001D23A006
- ● F001D23A012
- ● F001D23A018
- ● F001D23A030
- ● F001D23A033

1-10V
- ○ F001D23B001
- ● F001D23B006
- ● F001D23B012
- ● F001D23B018
- ● F001D23B030
- ● F001D23B033

3000K

Non Dimmable
- ○ F001D33A001
- ● F001D33A006
- ● F001D33A012
- ● F001D33A018
- ● F001D33A030
- ● F001D33A033

1-10V
- ○ F001D33B001
- ● F001D33B006
- ● F001D33B012
- ● F001D33B018
- ● F001D33B030
- ● F001D33B033

4000K

Non Dimmable
- ○ F001D43A001
- ● F001D43A006
- ● F001D43A012
- ● F001D43A018
- ● F001D43A030
- ● F001D43A033

1-10V
- ○ F001D43B001
- ● F001D43B006
- ● F001D43B012
- ● F001D43B018
- ● F001D43B030
- ● F001D43B033

28° FLOOD

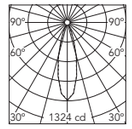

Beam Angle:		28°
h(m)	E(lx)	D(m)
1	1324	0.50
2	331	1.01
3	147	1.51
4	83	2.01
5	53	2.51

@4000K

Belvedere Spot Floor 3



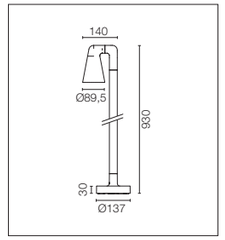

IP 65 · IK 04 · 350° · 350° · 2,10 Kg · LED INCL

220-240V Netzgerät inbegriffen.
Für Installation auf einer harten Basis bereit.
Das Gehäuse für die Bodeninstallation ist separat zu bestellen.
Inklusive Verbindungssystem, IP 68, 2-Wege-H2O-Antikondensat, 4-polig.
Auf Anfrage 110-V-Version.

220-240V power supply included. Ready for installation on solid surface. Box for ground installation to be ordered separately.
Included 2 way terminal block 4 poles IP68 H2O Stop.
Version 110V upon request.

Power Led: 6W - 513 lm ≠ *FIXT 425 lm - 2700K/CRI 80 - 220-240V / 6W - 530 lm ≠ *FIXT 440 lm - 3000K/CRI 80 - 220-240V / 6W - 570 lm ≠ *FIXT 473 lm - 4000K/CRI 80 - 220-240V
*FIXT lm = Spot Optic

2700K

Non Dimmable
- ○ F001E21A001
- ● F001E21A006
- ● F001E21A012
- ● F001E21A018
- ● F001E21A030
- ● F001E21A033

1-10V
- ○ F001E21B001
- ● F001E21B006
- ● F001E21B012
- ● F001E21B018
- ● F001E21B030
- ● F001E21B033

Dali
- ○ F001E21D001
- ● F001E21D006
- ● F001E21D012
- ● F001E21D018
- ● F001E21D030
- ● F001E21D033

3000K

Non Dimmable
- ○ F001E31A001
- ● F001E31A006
- ● F001E31A012
- ● F001E31A018
- ● F001E31A030
- ● F001E31A033

1-10V
- ○ F001E31B001
- ● F001E31B006
- ● F001E31B012
- ● F001E31B018
- ● F001E31B030
- ● F001E31B033

Dali
- ○ F001E31D001
- ● F001E31D006
- ● F001E31D012
- ● F001E31D018
- ● F001E31D030
- ● F001E31D033

4000K

Non Dimmable
- ○ F001E41A001
- ● F001E41A006
- ● F001E41A012
- ● F001E41A018
- ● F001E41A030
- ● F001E41A033

1-10V
- ○ F001E41B001
- ● F001E41B006
- ● F001E41B012
- ● F001E41B018
- ● F001E41B030
- ● F001E41B033

Dali
- ○ F001E41D001
- ● F001E41D006
- ● F001E41D012
- ● F001E41D018
- ● F001E41D030
- ● F001E41D033

10° SPOT

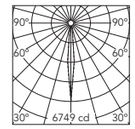

Beam Angle:		10°
h(m)	E(lx)	D(m)
1	6749	0.17
2	1687	0.34
3	750	0.51
4	422	0.68
5	270	0.84

@4000K

2700K

Non Dimmable
- ○ F001E22A001
- ● F001E22A006
- ● F001E22A012
- ● F001E22A018
- ● F001E22A030
- ● F001E22A033

1-10V
- ○ F001E22B001
- ● F001E22B006
- ● F001E22B012
- ● F001E22B018
- ● F001E22B030
- ● F001E22B033

Dali
- ○ F001E22D001
- ● F001E22D006
- ● F001E22D012
- ● F001E22D018
- ● F001E22D030
- ● F001E22D033

3000K

Non Dimmable
- ○ F001E32A001
- ● F001E32A006
- ● F001E32A012
- ● F001E32A018
- ● F001E32A030
- ● F001E32A033

1-10V
- ○ F001E32B001
- ● F001E32B006
- ● F001E32B012
- ● F001E32B018
- ● F001E32B030
- ● F001E32B033

Dali
- ○ F001E32D001
- ● F001E32D006
- ● F001E32D012
- ● F001E32D018
- ● F001E32D030
- ● F001E32D033

4000K

Non Dimmable
- ○ F001E42A001
- ● F001E42A006
- ● F001E42A012
- ● F001E42A018
- ● F001E42A030
- ● F001E42A033

1-10V
- ○ F001E42B001
- ● F001E42B006
- ● F001E42B012
- ● F001E42B018
- ● F001E42B030
- ● F001E42B033

Dali
- ○ F001E42D001
- ● F001E42D006
- ● F001E42D012
- ● F001E42D018
- ● F001E42D030
- ● F001E42D033

17° MEDIUM

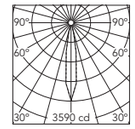

Beam Angle:		17°
h(m)	E(lx)	D(m)
1	3590	0.29
2	897	0.59
3	399	0.88
4	224	1.18
5	144	1.47

@4000K

2700K

Non Dimmable
- ○ F001E23A001
- ● F001E23A006
- ● F001E23A012
- ● F001E23A018
- ● F001E23A030
- ● F001E23A033

1-10V
- ○ F001E23B001
- ● F001E23B006
- ● F001E23B012
- ● F001E23B018
- ● F001E23B030
- ● F001E23B033

Dali
- ○ F001E23D001
- ● F001E23D006
- ● F001E23D012
- ● F001E23D018
- ● F001E23D030
- ● F001E23D033

3000K

Non Dimmable
- ○ F001E33A001
- ● F001E33A006
- ● F001E33A012
- ● F001E33A018
- ● F001E33A030
- ● F001E33A033

1-10V
- ○ F001E33B001
- ● F001E33B006
- ● F001E33B012
- ● F001E33B018
- ● F001E33B030
- ● F001E33B033

Dali
- ○ F001E33D001
- ● F001E33D006
- ● F001E33D012
- ● F001E33D018
- ● F001E33D030
- ● F001E33D033

4000K

Non Dimmable
- ○ F001E43A001
- ● F001E43A006
- ● F001E43A012
- ● F001E43A018
- ● F001E43A030
- ● F001E43A033

1-10V
- ○ F001E43B001
- ● F001E43B006
- ● F001E43B012
- ● F001E43B018
- ● F001E43B030
- ● F001E43B033

Dali
- ○ F001E43D001
- ● F001E43D006
- ● F001E43D012
- ● F001E43D018
- ● F001E43D030
- ● F001E43D033

28° FLOOD

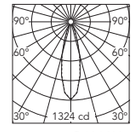

Beam Angle:		28°
h(m)	E(lx)	D(m)
1	1324	0.50
2	331	1.01
3	147	1.51
4	83	2.01
5	53	2.51

@4000K

Belvedere Spot Pick



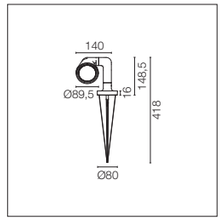

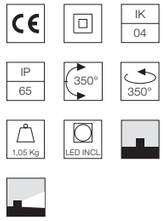

220-240V Netzgerät inbegriffen. Inklusive Verbindungssystem, IP 68, 2-Wege-H2O-Antikondensat, 4-polig.
24V Dimmbare Version auf Anfrage verfügbar.
Auf Anfrage 110-V-Version.

220-240V power supply included. Included 2 way terminal block 4 poles IP68 H2O Stop.
24V Dimmable version available on request.
Version 110V upon request.

Power Led: 6W - 513 lm ≠ *FIXT 425 lm - 2700K/CRI 80 - 220-240V / 6W - 530 lm ≠ *FIXT 440 lm - 3000K/CRI 80 - 220-240V / 6W - 570 lm ≠ *FIXT 473 lm - 4000K/CRI 80 - 220-240V
*FIXT lm = Spot Optic

2700K
Non Dimmable
- ○ F001F21A001
- ● F001F21A006
- ● F001F21A012
- ● F001F21A018
- ● F001F21A030
- ● F001F21A033

3000K
Non Dimmable
- ○ F001F31A001
- ● F001F31A006
- ● F001F31A012
- ● F001F31A018
- ● F001F31A030
- ● F001F31A033

4000K
Non Dimmable
- ○ F001F41A001
- ● F001F41A006
- ● F001F41A012
- ● F001F41A018
- ● F001F41A030
- ● F001F41A033

2700K
Non Dimmable
- ○ F001F22A001
- ● F001F22A006
- ● F001F22A012
- ● F001F22A018
- ● F001F22A030
- ● F001F22A033

3000K
Non Dimmable
- ○ F001F32A001
- ● F001F32A006
- ● F001F32A012
- ● F001F32A018
- ● F001F32A030
- ● F001F32A033

4000K
Non Dimmable
- ○ F001F42A001
- ● F001F42A006
- ● F001F42A012
- ● F001F42A018
- ● F001F42A030
- ● F001F42A033

2700K
Non Dimmable
- ○ F001F23A001
- ● F001F23A006
- ● F001F23A012
- ● F001F23A018
- ● F001F23A030
- ● F001F23A033

3000K
Non Dimmable
- ○ F001F33A001
- ● F001F33A006
- ● F001F33A012
- ● F001F33A018
- ● F001F33A030
- ● F001F33A033

4000K
Non Dimmable
- ○ F001F43A001
- ● F001F43A006
- ● F001F43A012
- ● F001F43A018
- ● F001F43A030
- ● F001F43A033

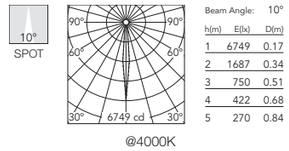

Beam Angle: 10°		
h(m)	E(lx)	D(m)
1	6749	0.17
2	1687	0.34
3	750	0.51
4	422	0.68
5	270	0.84

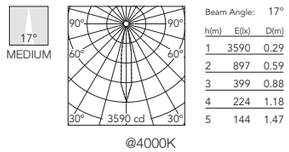

Beam Angle: 17°		
h(m)	E(lx)	D(m)
1	3590	0.29
2	897	0.59
3	399	0.88
4	224	1.18
5	144	1.47

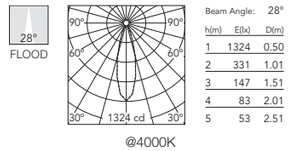

Beam Angle: 28°		
h(m)	E(lx)	D(m)
1	1324	0.50
2	331	1.01
3	147	1.51
4	83	2.01
5	53	2.51

Belvedere Spot Wall



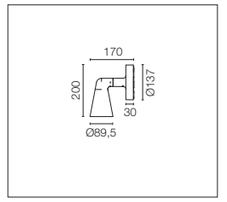

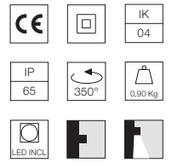

Direkte wandBefestigung. 220-240V Netzgerät inbegriffen. Inklusive Verbindungssystem, IP 68, 2-Wege-H2O-Antikondensat, 4-polig.
24V Dimmbare Version auf Anfrage verfügbar.

Direct wall installation. 220-240V power supply included. Included 2 way terminal block 4 poles IP68 H2O Stop.
24V Dimmable version available on request.

Power Led: 6W - 513 lm ≠ *FIXT 425 lm - 2700K/CRI 80 - 220-240V / 6W - 530 lm ≠ *FIXT 440 lm - 3000K/CRI 80 - 220-240V / 6W - 570 lm ≠ *FIXT 473 lm - 4000K/CRI 80 - 220-240V
*FIXT lm = Spot Optic

2700K
Non Dimmable
- ○ F001G21A001
- ● F001G21A006
- ● F001G21A012
- ● F001G21A018
- ● F001G21A030
- ● F001G21A033

3000K
Non Dimmable
- ○ F001G31A001
- ● F001G31A006
- ● F001G31A012
- ● F001G31A018
- ● F001G31A030
- ● F001G31A033

4000K
Non Dimmable
- ○ F001G41A001
- ● F001G41A006
- ● F001G41A012
- ● F001G41A018
- ● F001G41A030
- ● F001G41A033

2700K
Non Dimmable
- ○ F001G22A001
- ● F001G22A006
- ● F001G22A012
- ● F001G22A018
- ● F001G22A030
- ● F001G22A033

3000K
Non Dimmable
- ○ F001G32A001
- ● F001G32A006
- ● F001G32A012
- ● F001G32A018
- ● F001G32A030
- ● F001G32A033

4000K
Non Dimmable
- ○ F001G42A001
- ● F001G42A006
- ● F001G42A012
- ● F001G42A018
- ● F001G42A030
- ● F001G42A033

2700K
Non Dimmable
- ○ F001G23A001
- ● F001G23A006
- ● F001G23A012
- ● F001G23A018
- ● F001G23A030
- ● F001G23A033

3000K
Non Dimmable
- ○ F001G33A001
- ● F001G33A006
- ● F001G33A012
- ● F001G33A018
- ● F001G33A030
- ● F001G33A033

4000K
Non Dimmable
- ○ F001G43A001
- ● F001G43A006
- ● F001G43A012
- ● F001G43A018
- ● F001G43A030
- ● F001G43A033

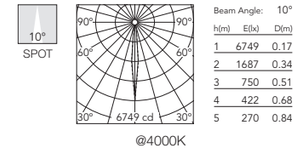

Beam Angle: 10°		
h(m)	E(lx)	D(m)
1	6749	0.17
2	1687	0.34
3	750	0.51
4	422	0.68
5	270	0.84

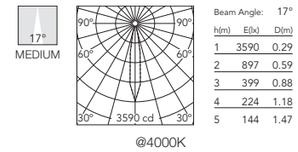

Beam Angle: 17°		
h(m)	E(lx)	D(m)
1	3590	0.29
2	897	0.59
3	399	0.88
4	224	1.18
5	144	1.47

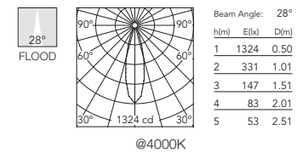

Beam Angle: 28°		
h(m)	E(lx)	D(m)
1	1324	0.50
2	331	1.01
3	147	1.51
4	83	2.01
5	53	2.51

Belvedere Spot: Zubehörteile / Accessories

Box für die Bodeninstallation.	Box for ground installation.	Bellvedere Spot / Clove F001Z020000	 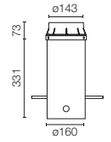
Punktblende.	Spot visor.	Bellvedere Spot F001Z010000	
Punktblende mit "Honeycomb".	Spot visor with honeycomb.	Bellvedere Spot F001Z030000	
Punktblende mit "Flood".	Spot visor with flood lens.	Bellvedere Spot F001Z040000	
Überspannungsschutzgerät. 275 Vac. Maximaler Entladestrom 10KA (8 / 20us). Maximaler Betriebsstrom 5A. Geeignet für Reihenschaltung. IP66.	Surge protection device. 275Vac. Maximum discharge current 10KA (8/20us). Maximum operating current 5A. Suitable for series connection. IP66.	Bellvedere Spot / Clove / Wall F990E00A000	 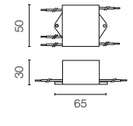

Klein Pro



Designed by Flos Outdoor





Klein Pro

Familie / Family

Klein Pro



Power Led
11W
294 lm - 2700K/CRI 80
304 lm - 3000K/CRI 80
325 lm - 4000K/CRI 80

Beschreibung / Description

Der Körper des Klein Pro Pollers besteht aus strangengepresstem Aluminium, der Boden und der Diffusor aus Aluminium-Druckguss EN AB-47100 mit niedrigem Kupfergehalt.
Hochbeständige Beschichtung: wird die Außenbeschichtung mit einer doppelten Schicht Epoxidpulver nach dem QUALICOAT-Standard aufgetragen. Die erste Schicht aus Epoxidpulver sorgt für chemische und mechanische Beständigkeit, die zweite Schicht aus Polyesterpulver sorgt für Beständigkeit.
Auch mit eloxiertem Finish erhältlich. Klein Pro ist kompatibel mit der vorhandenen "Klein" -Befestigungsplatte.

The body of Klein Pro bollard is made of extruded aluminium, base and diffuser in die-cast aluminium EN AB-47100 with a low copper content.
High-resistance coating: the external coating is applied with a double layer with epoxy powders according to the QUALICOAT standard. The first layer of epoxy powder gives chemical and mechanical resistance, the second finishing layer of polyester powder ensures resistance.
Also available in anodized finishes.

Ausführungen / Colours

01 White

06 Grey

12 Forest Green

18 Deep Brown

30 Black

33 Anthracite

70 Anodized Natural

71 Anodized Black

73 Anodized Gold*

* Nur für Schirmstange. / Only for pole screen.

Klein Pro 600



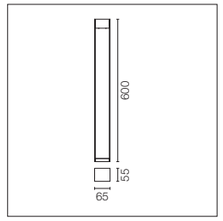

IP 66 · 1.25 Kg · IK 07 · LED INCL

220 / 240V Netzteil integriert. Feste Oberfläche oder Bodeninstallationszubehör müssen separat bestellt werden. Jede Leuchte ist mit einem 1000 mm langen Abgangskabel und einem Verdrahtungskit ausgestattet.

220-240V power supply integrated. Solid surface or ground installation accessories to be ordered separately. Each luminaire is equipped with 1000 mm lenght outgoing cable and a wiring kit.

Power Led: 11W - 1089 lm ≠ FIXT 294 lm - 2700K/CRI 80 - 220-240V / 11W - 1126 lm ≠ FIXT 304 lm - 3000K/CRI 80 - 220-240V / 11W - 1211 lm ≠ FIXT 325 lm - 4000K/CRI 80 - 220-240V

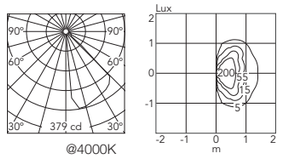

@4000K

2700K

Non Dimmable

- ○ F002A20A001.A
- ● F002A20A006.A
- ● F002A20A012.A
- ● F002A20A018.A
- ● F002A20A030.A
- ● F002A20A033.A
- ● F002A21A070.A
- ● F002A21A071.A

1-10V

- ○ F002A20B001.A
- ● F002A20B006.A
- ● F002A20B012.A
- ● F002A20B018.A
- ● F002A20B030.A
- ● F002A20B033.A
- ● F002A21B070.A
- ● F002A21B071.A

Dali

- ○ F002A20D001.A
- ● F002A20D006.A
- ● F002A20D012.A
- ● F002A20D018.A
- ● F002A20D030.A
- ● F002A20D033.A
- ● F002A21D070.A
- ● F002A21D071.A

3000K

Non Dimmable

- ○ F002A30A001.A
- ● F002A30A006.A
- ● F002A30A012.A
- ● F002A30A018.A
- ● F002A30A030.A
- ● F002A30A033.A
- ● F002A31A070.A
- ● F002A31A071.A

1-10V

- ○ F002A30B001.A
- ● F002A30B006.A
- ● F002A30B012.A
- ● F002A30B018.A
- ● F002A30B030.A
- ● F002A30B033.A
- ● F002A31B070.A
- ● F002A31B071.A

Dali

- ○ F002A30D001.A
- ● F002A30D006.A
- ● F002A30D012.A
- ● F002A30D018.A
- ● F002A30D030.A
- ● F002A30D033.A
- ● F002A31D070.A
- ● F002A31D071.A

4000K

Non Dimmable

- ○ F002A40A001.A
- ● F002A40A006.A
- ● F002A40A012.A
- ● F002A40A018.A
- ● F002A40A030.A
- ● F002A40A033.A
- ● F002A41A070.A
- ● F002A41A071.A

1-10V

- ○ F002A40B001.A
- ● F002A40B006.A
- ● F002A40B012.A
- ● F002A40B018.A
- ● F002A40B030.A
- ● F002A40B033.A
- ● F002A41B070.A
- ● F002A41B071.A

Dali

- ○ F002A40D001.A
- ● F002A40D006.A
- ● F002A40D012.A
- ● F002A40D018.A
- ● F002A40D030.A
- ● F002A40D033.A
- ● F002A41D070.A
- ● F002A41D071.A

Klein Pro 900



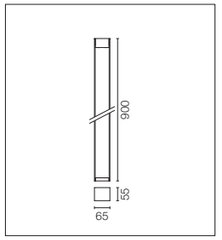

IP 66 · 1.95 Kg · IK 07 · LED INCL

220 / 240V Netzteil integriert. Feste Oberfläche oder Bodeninstallationszubehör müssen separat bestellt werden. Jede Leuchte ist mit einem 1000 mm langen Abgangskabel und einem Verdrahtungskit ausgestattet.

220-240V power supply integrated. Solid surface or ground installation accessories to be ordered separately. Each luminaire is equipped with 1000 mm lenght outgoing cable and a wiring kit.

Power Led: 11W - 1089 lm ≠ FIXT 294 lm - 2700K/CRI 80 - 220-240V / 11W - 1126 lm ≠ FIXT 304 lm - 3000K/CRI 80 - 220-240V / 11W - 1211 lm ≠ FIXT 325 lm - 4000K/CRI 80 - 220-240V

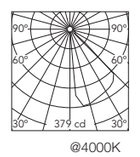

@4000K

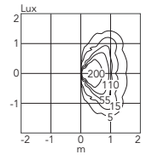

2700K

Non Dimmable

- ○ F002B20A001.A
- ● F002B20A006.A
- ● F002B20A012.A
- ● F002B20A018.A
- ● F002B20A030.A
- ● F002B20A033.A
- ● F002B21A070.A
- ● F002B21A071.A

1-10V

- ○ F002B20B001.A
- ● F002B20B006.A
- ● F002B20B012.A
- ● F002B20B018.A
- ● F002B20B030.A
- ● F002B20B033.A
- ● F002B21B070.A
- ● F002B21B071.A

Dali

- ○ F002B20D001.A
- ● F002B20D006.A
- ● F002B20D012.A
- ● F002B20D018.A
- ● F002B20D030.A
- ● F002B20D033.A
- ● F002B21D070.A
- ● F002B21D071.A

3000K

Non Dimmable

- ○ F002B30A001.A
- ● F002B30A006.A
- ● F002B30A012.A
- ● F002B30A018.A
- ● F002B30A030.A
- ● F002B30A033.A
- ● F002B31A070.A
- ● F002B31A071.A

1-10V

- ○ F002B30B001.A
- ● F002B30B006.A
- ● F002B30B012.A
- ● F002B30B018.A
- ● F002B30B030.A
- ● F002B30B033.A
- ● F002B31B070.A
- ● F002B31B071.A

Dali

- ○ F002B30D001.A
- ● F002B30D006.A
- ● F002B30D012.A
- ● F002B30D018.A
- ● F002B30D030.A
- ● F002B30D033.A
- ● F002B31D070.A
- ● F002B31D071.A

4000K

Non Dimmable

- ○ F002B40A001.A
- ● F002B40A006.A
- ● F002B40A012.A
- ● F002B40A018.A
- ● F002B40A030.A
- ● F002B40A033.A
- ● F002B41A070.A
- ● F002B41A071.A

1-10V

- ○ F002B40B001.A
- ● F002B40B006.A
- ● F002B40B012.A
- ● F002B40B018.A
- ● F002B40B030.A
- ● F002B40B033.A
- ● F002B41B070.A
- ● F002B41B071.A

Dali

- ○ F002B40D001.A
- ● F002B40D006.A
- ● F002B40D012.A
- ● F002B40D018.A
- ● F002B40D030.A
- ● F002B40D033.A
- ● F002B41D070.A
- ● F002B41D071.A

Klein Pro: Zubehörteile / Accessories

Befestigungsbasis für feste Oberflächen.	Fixing base for solid surfaces.	○ F002Z010001.A ● F002Z010006.A ● F002Z010012.A ● F002Z010018.A ● F002Z010030.A ● F002Z010033.A	
Minimal Klein Pro Bodenplatte, 47x57xH160 mm.	Minimal Klein Pro ground fixation plate, 47x57xH160 mm.	F002Z030000.A	
Bodenverankerungsplatte und Schwellenschrauben, Klein Pro 85x85xH160 mm.	Klein Pro base plate and fixing bolts 85x85xH160 mm.	F002Z020000	
Eloxiertes ästhetisches Pfostengitter.	Anodized aestetical pole screen.	H 600 mm ● F002Z040070.A ● F002Z040071.A ● F002Z040073.A H 900 mm ● F002Z050070.A ● F002Z050071.A ● F002Z050073.A	
Überspannungsschutzgerät. 275 Vac. Maximaler Entladestrom 10KA (8 / 20us). Maximaler Betriebsstrom 5A. Geeignet für Reihenschaltung. IP66.	Surge protection device. 275Vac. Maximum discharge current 10KA (8/20us). Maximum operating current 5A. Suitable for series connection. IP66.	F990E00A000	

Installationsoptionen / Installation Options

Option 1
Mit Schwellenschrauben /
Fixing anchor bolts

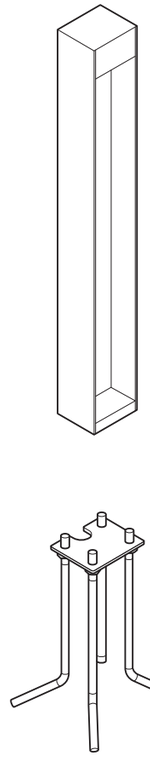

cod. F002Z030000.A

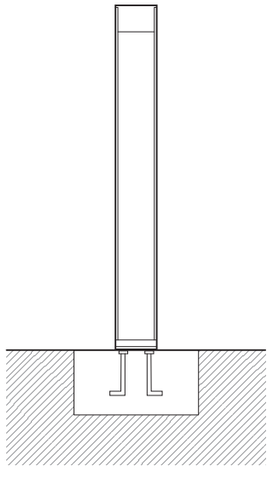

Option 2
Mit Basis und Schwellenschrauben /
With base and fixing anchor bolts

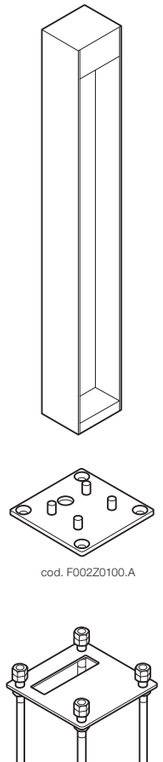

cod. F002Z0100.A

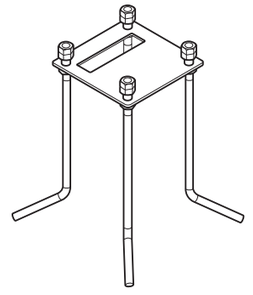

cod. F002Z020000

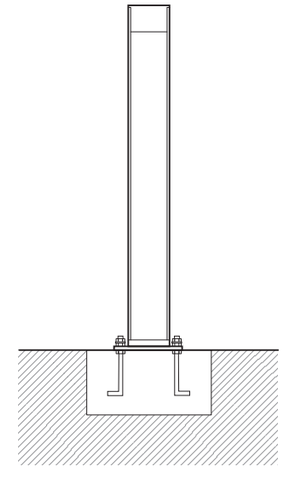

Option 3
Befestigungsbasis mit Dübel (nicht im Lieferumfang enthalten) /
With base for bolts (not included)

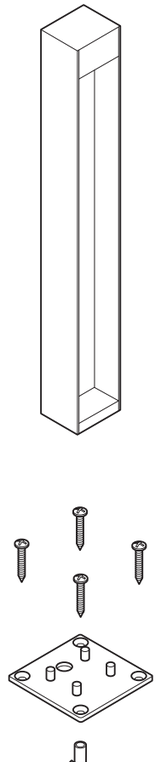

cod. F002Z0100.A

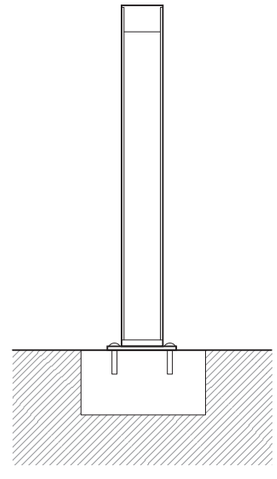

Zefiro





Zefiro



Familie / Family

Zefiro



Mid - Power Led
up to 14,5W
up to 1357 lm - 2700K/CRI 80
up to 1423 lm - 3000K/CRI 80
up to 1494 lm - 4000K/CRI 80
* Net lumen output

Ausführungen / Colours

01 White


06 Grey


12 Forest Green


18 Deep Brown


30 Black


33 Anthracite

Beschreibung / Description

Bollard für Außenbereiche mit LED-Lichtquelle. Erhältlich in drei Höhen. Zylindrisches Gehäuse aus stranggepresstem Aluminium, Kopf aus Aluminiumdruckguss, transparenter und UV-stabilisierter Diffusor aus Polycarbonat. Die in der Haube integrierte Lichtquelle ermöglicht einen radialen und asymmetrischen, auf den Boden gerichteten Lichtaustritt, der mit dem lackierten, konischen Aluminiumreflektor kombiniert werden kann, um die direkte Rückstrahlung nach oben zu begrenzen. In verschiedenen Ausführungen erhältlich, mit doppelschichtiger Pulverbeschichtung und chemischer Oberflächenbehandlung, um eine hohe Korrosionsbeständigkeit zu gewährleisten. Der Bollard kann leicht auf jeder Art von Bodenoberfläche installiert werden, entweder direkt mit Bolzen oder mit Hilfe einer speziellen Befestigungsplatte und Schrauben, die die Leuchte fest im Boden verbinden. Die Befestigungsschrauben sind aus Edelstahl AISI 316L gefertigt.

Outdoor bollard with LED light source. Available in three heights. Cylindrical, extruded aluminium body, die-cast aluminium cap, polycarbonate, transparent and UV-stabilized diffuser. The light source integrated in the cap allows a radial and asymmetrical light emission oriented towards the base, which can be combined to the painted aluminium, conical reflector to contain the direct reflection upwards. Available in different finishes with a double layer coating and a chemical conversion surface treatment to guarantee high resistance to corrosion. The bollard can be easily installed on any kind of ground surface, directly with studs or through the dedicated fixing plate and bolts which solidly attach the luminaire to the ground. The fixing screws are made of AISI 316L stainless steel.

Zefiro 200



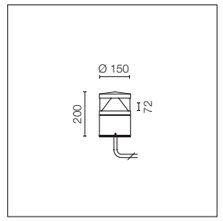

IP 65 · IK 10 · LED INCL · 100 mm

Inklusive LED-Quelle. Integrierte Stromversorgung 220-240V ON-OFF und dimmbar 1-10V oder DALI. Ausgestattet mit einem 1 m überstehenden Neoprenkabel und einem 2-Wege IP68 H2O Anschlusssystem. Er kann auf jedem Boden mit Hilfe von Bolzen oder einer separat zu bestellenden, versenkten Befestigungsplatte mit Mörtel installiert verden.

LED source included. Integrated electric power supply 220-240V ON/OFF and adjustable light intensity from 1 to 10V or DALI. Equipped with a protruding, neoprene, one meter cable and a 2-way IP68 H2O connection system. It can be installed on any ground using studs or a recessed fixing plate with mortar, to be ordered separately.

Mid - Power Led: 14,5W - 1716 lm ≠ OUTPUT 1357 lm - 2700K/CRI 80 - 220÷240V / 14,5W - 1845 lm ≠ OUTPUT 1423 lm - 3000K/CRI 80 - 220÷240V / 14,5W - 1937 lm ≠ OUTPUT 1494 lm - 4000K/CRI 80 - 220÷240V

2700K

Non Dimmable
- ○ FA53201401
- ● FA53201406
- ● FA53201412
- ● FA53201418
- ● FA53201430
- ● FA53201433

1-10V
- ○ FA53201401-310
- ● FA53201406-310
- ● FA53201412-310
- ● FA53201418-310
- ● FA53201430-310
- ● FA53201433-310

Dali
- ○ FA53201401-300
- ● FA53201406-300
- ● FA53201412-300
- ● FA53201418-300
- ● FA53201430-300
- ● FA53201433-300

3000K

Non Dimmable
- ○ FA53200301
- ● FA53200306
- ● FA53200312
- ● FA53200318
- ● FA53200330
- ● FA53200333

1-10V
- ○ FA53200301-310
- ● FA53200306-310
- ● FA53200312-310
- ● FA53200318-310
- ● FA53200330-310
- ● FA53200333-310

Dali
- ○ FA53200301-300
- ● FA53200306-300
- ● FA53200312-300
- ● FA53200318-300
- ● FA53200330-300
- ● FA53200333-300

4000K

Non Dimmable
- ○ FA53200201
- ● FA53200206
- ● FA53200212
- ● FA53200218
- ● FA53200230
- ● FA53200233

1-10V
- ○ FA53200201-310
- ● FA53200206-310
- ● FA53200212-310
- ● FA53200218-310
- ● FA53200230-310
- ● FA53200233-310

Dali
- ○ FA53200201-300
- ● FA53200206-300
- ● FA53200212-300
- ● FA53200218-300
- ● FA53200230-300
- ● FA53200233-300

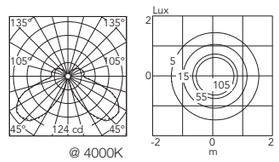

Zefiro 600



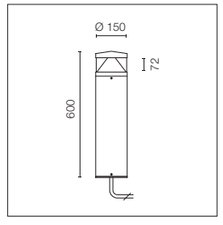

IP 65 · IK 10 · LED INCL · 100 mm

Inklusive LED-Quelle. Integrierte Stromversorgung 220-240V ON-OFF und dimmbar 1-10V oder DALI. Ausgestattet mit einem 1 m überstehenden Neoprenkabel und einem 2-Wege IP68 H2O Anschlusssystem. Er kann auf jedem Boden mit Hilfe von Bolzen oder einer separat zu bestellenden, versenkten Befestigungsplatte mit Mörtel installiert verden.
Mid-Night-Version auf Anfrage erhältlich.

LED source included. Integrated electric power supply 220-240V ON/OFF and adjustable light intensity from 1 to 10V or DALI. Equipped with a protruding, neoprene, one meter cable and a 2-way IP68 H2O connection system. It can be installed on any ground using studs or a recessed fixing plate with mortar, to be ordered separately.
Mid-Night version available upon request.

Mid - Power Led: 14,5W - 1716 lm ≠ OUTPUT 1357 lm - 2700K/CRI 80 - 220÷240V / 14,5W - 1845 lm ≠ OUTPUT 1423 lm - 2700K/CRI 80 - 220÷240V / 14,5W - 1937 lm ≠ OUTPUT 1494 lm - 4000K/CRI 80 - 220÷240V

2700K

Non Dimmable
- ○ FA53201701
- ● FA53201706
- ● FA53201712
- ● FA53201718
- ● FA53201730
- ● FA53201733

1-10V
- ○ FA53201701-310
- ● FA53201706-310
- ● FA53201712-310
- ● FA53201718-310
- ● FA53201730-310
- ● FA53201733-310

Dali
- ○ FA53201701-300
- ● FA53201706-300
- ● FA53201712-300
- ● FA53201718-300
- ● FA53201730-300
- ● FA53201733-300

3000K

Non Dimmable
- ○ FA53200601
- ● FA53200606
- ● FA53200612
- ● FA53200618
- ● FA53200630
- ● FA53200633

1-10V
- ○ FA53200601-310
- ● FA53200606-310
- ● FA53200612-310
- ● FA53200618-310
- ● FA53200630-310
- ● FA53200633-310

Dali
- ○ FA53200601-300
- ● FA53200606-300
- ● FA53200612-300
- ● FA53200618-300
- ● FA53200630-300
- ● FA53200633-300

4000K

Non Dimmable
- ○ FA53200501
- ● FA53200506
- ● FA53200512
- ● FA53200518
- ● FA53200530
- ● FA53200533

1-10V
- ○ FA53200501-310
- ● FA53200506-310
- ● FA53200512-310
- ● FA53200518-310
- ● FA53200530-310
- ● FA53200533-310

Dali
- ○ FA53200501-300
- ● FA53200506-300
- ● FA53200512-300
- ● FA53200518-300
- ● FA53200530-300
- ● FA53200533-300

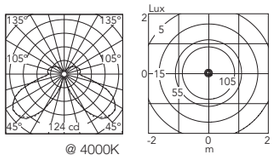

Zefiro 1000



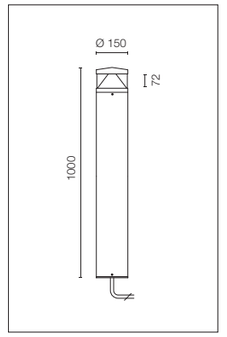

IP 65 · IK 10 · LED INCL · 100 mm

Inklusive LED-Quelle. Integrierte Stromversorgung 220-240V ON-OFF und dimmbar 1-10V oder DALI. Ausgestattet mit einem 1 m überstehenden Neoprenkabel und einem 2-Wege IP68 H2O Anschlusssystem. Er kann auf jedem Boden mit Hilfe von Bolzen oder einer separat zu bestellenden, versenkten Befestigungsplatte mit Mörtel installiert verden.
Mid-Night-Version auf Anfrage erhältlich.

LED source included. Integrated electric power supply 220-240V ON/OFF and adjustable light intensity from 1 to 10V or DALI. Equipped with a protruding, neoprene, one meter cable and a 2-way IP68 H2O connection system. It can be installed on any ground using studs or a recessed fixing plate with mortar, to be ordered separately.
Mid-Night version available upon request.

Mid - Power Led: 14,5W - 1716 lm ≠ OUTPUT 1357 lm - 2700K/CRI 80 - 220÷240V / 14,5W - 1845 lm ≠ OUTPUT 1423 lm - 2700K/CRI 80 - 220÷240V / 14,5W - 1937 lm ≠ OUTPUT 1494 lm - 4000K/CRI 80 - 220÷240V

2700K

Non Dimmable
- ○ FA53202001
- ● FA53202006
- ● FA53202012
- ● FA53202018
- ● FA53202030
- ● FA53202033

1-10V
- ○ FA53202001-310
- ● FA53202006-310
- ● FA53202012-310
- ● FA53202018-310
- ● FA53202030-310
- ● FA53202033-310

Dali
- ○ FA53202001-300
- ● FA53202006-300
- ● FA53202012-300
- ● FA53202018-300
- ● FA53202030-300
- ● FA53202033-300

3000K

Non Dimmable
- ○ FA53200901
- ● FA53200906
- ● FA53200912
- ● FA53200918
- ● FA53200930
- ● FA53200933

1-10V
- ○ FA53200901-310
- ● FA53200906-310
- ● FA53200912-310
- ● FA53200918-310
- ● FA53200930-310
- ● FA53200933-310

Dali
- ○ FA53200901-300
- ● FA53200906-300
- ● FA53200912-300
- ● FA53200918-300
- ● FA53200930-300
- ● FA53200933-300

4000K

Non Dimmable
- ○ FA53200801
- ● FA53200806
- ● FA53200812
- ● FA53200818
- ● FA53200830
- ● FA53200833

1-10V
- ○ FA53200801-310
- ● FA53200806-310
- ● FA53200812-310
- ● FA53200818-310
- ● FA53200830-310
- ● FA53200833-310

Dali
- ○ FA53200801-300
- ● FA53200806-300
- ● FA53200812-300
- ● FA53200818-300
- ● FA53200830-300
- ● FA53200833-300

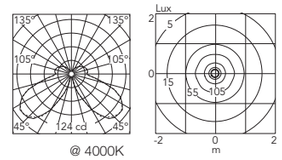

Zefiro: Zubehörteile / Accessories

Stiftschraubenplatte.	Base plate with bolt.	FA21		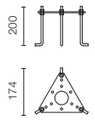
Hochbeständige Einbaudose zur Installation.	High resistance in-ground box for installation	FA185		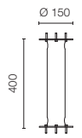
Verbindungssystem, IP68, 3/4-Wege-H_2O-Antikondensat, 4-polig, (ø5,5÷12mm Kabel).	3/4 way terminal block 4 poles IP68 H_2O Stop. (ø5,5÷12mm cable).	F990C010000		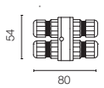
Überspannungsschutzgerät. 275 Vac. Maximaler Entladestrom 10KA (8 / 20µs). Maximaler Betriebsstrom 5A. Geeignet für Reihenschaltung. IP66.	Surge protection device. 275Vac. Maximum discharge current 10KA (8/20µs). Maximum operating current 5A. Suitable for series connection. IP66.	F990E00A000		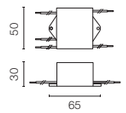

Richtige Befestigungsmethode
Bollard auf Sockel + Dübel befestigt.

Correct Fixing Method
Bollard fixed on plinth + plug.

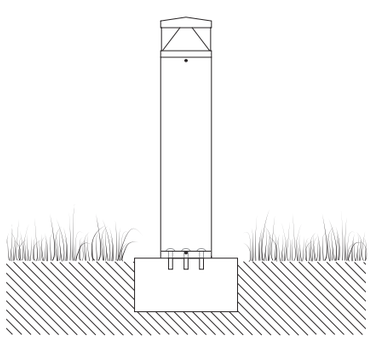

Richtige Befestigungsmethode
Bollard auf Sockel + Befestigungsbolzen befestigt.

Correct Fixing Method
Bollard fixed on plinth + fixing bolts.

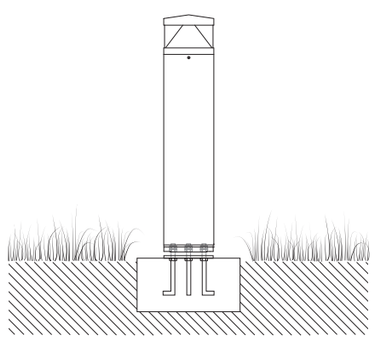

Falsche Befestigungsmethode
Bollard nicht direkt im Boden befestigen.

Incorrect Fixing Method
Do not fix the bollard directly on the ground.

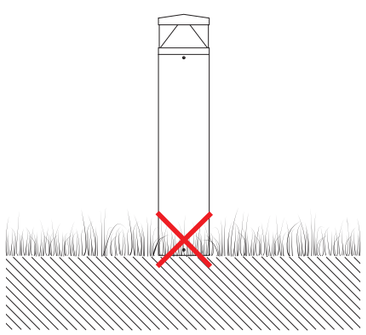

I-Ron






I-Ron

Familie / Family

I-Ron



Power Led
up to 11W
up to 391 lm - 2700K/CRI 80
up to 420 lm - 3000K/CRI 80
up to 448 lm - 4000K/CRI 80

Beschreibung / Description

Bollard für Außenbereiche mit feuerverzinkter IPE-Stahlstab-H-Rahmenstruktur für hohe Korrosionsbeständigkeit. Dank ihres einzigartigen Designs kann die Leuchte auch als fester architektonischer Bollard verwendet werden. Die LED-Lichtquelle befindet sich auf der Rückseite der Leuchte und ist durch einen mit Zink überzogenen Kunststoffdiffusor geschützt, der sich am oberen Teil der Leiste befindet. Die elektrischen Komponenten befinden sich auf der Rückseite der Leuchte. Der Bollard kann leicht auf jeder Art von Bodenoberfläche installiert werden, entweder direkt mit Bolzen oder mit Hilfe einer speziellen Befestigungsplatte und Schrauben, die die Leuchte fest im Boden verbinden. Die Befestigungsschrauben sind aus Edelstahl AISI 316L gefertigt.

Outdoor bollard with hot-dip zinc-coated IPE steel bar H-frame structure for high resistance to corrosion. Thanks to its unique design, the fixture can also be used as a fixed architectural bollard. The LED light source is located at the back of the fixture and is protected by a plastic diffuser covered by zinc, which is located on the upper part of the bar. The electric components are located at the back of the luminaire. The bollard can be easily installed on any kind of ground surface, directly with studs or through the dedicated fixing plate and bolts which solidly attach the luminaire to the ground. The fixing screws are made of AISI 316L stainless steel.

Ausführungen / Colours



90 Zinc

I-Ron



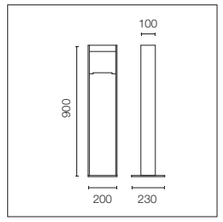

IP 65

IK 10

LED INCL.

Inklusive LED-Quelle. Integrierte elektrische Stromversorgung 220-240 V ON/OFF. Ausgestattet mit zwei Kabelführungen aus Gummi (8<ø<13 mm Kabel) für Inlet-Outlet-Anschlüsse. Er kann auf jedem Boden mit Hilfe von Bolzen oder einer separat zu bestellenden, versenkten Befestigungsplatte mit Mörtel installiert werden.

LED source included. Integrated electric power supply 220-240V ON/OFF. Equipped with two rubber cable guides (8<ø<13mm cables) for inlet-outlet connections. It can be installed on any ground using studs or a recessed fixing plate with mortar, to be ordered separately.

Power Led: 11W - 1011 lm ≠ OUTPUT 391 lm - 2700K/CRI 80 - 220-240V / 11W - 1087 lm ≠ OUTPUT 420 lm - 3000K/CRI 80 - 220-240V / 11W - 1162 lm ≠ OUTPUT 448 lm - 4000K/CRI 80 - 220-240V

2700K
- FA1041060090

3000K
- FA1041040090

4000K
- FA1041970090

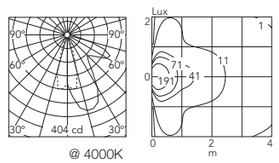

@ 4000K

I-Ron: Zubehörteile / Accessories

Stiftschraubenplatte.	Base plate with bolt.	FA109	 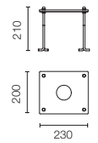
Überspannungsschutzgerät. 275 Vac. Maximaler Entladestrom 10KA (8 / 20us). Maximaler Betriebsstrom 5A. Geeignet für Reihenschaltung. IP66.	Surge protection device. 275Vac. Maximum discharge current 10KA (8/20us). Maximum operating current 5A. Suitable for series connection. IP66.	F990E00A000	 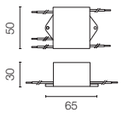

Richtige Befestigungsmethode
Bollard auf Sockel + Dübel befestigt.

Correct Fixing Method
Bollard fixed on plinth + plug.

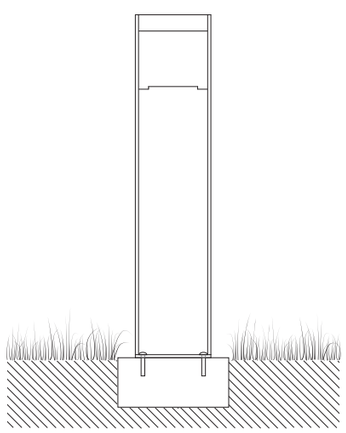

Richtige Befestigungsmethode
Bollard auf Sockel + Befestigungsbolzen befestigt.

Correct Fixing Method
Bollard fixed on plinth + fixing bolts.

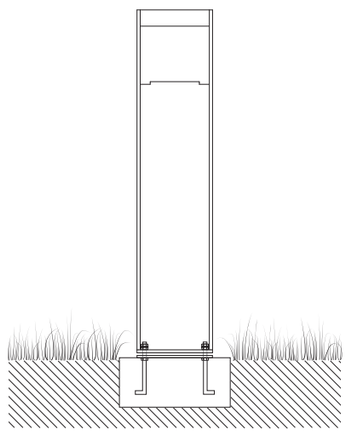

Falsche Befestigungsmethode
Bollard nicht direkt im Boden befestigen.

Incorrect Fixing Method
Do not fix the bollard directly on the ground.

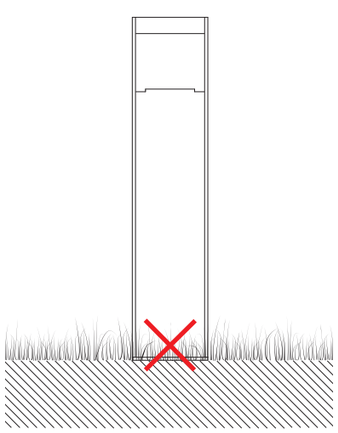

Talia






Talia

Familie / Family

Talia 360

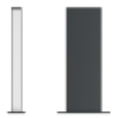

Low - Power Led
up to 4W
up to 73 lm - 2700K/CRI 80
up to 73 lm - 3000K/CRI 80
up to 73 lm - 4000K/CRI 80
* Net lumen output

Low - Power Led
up to 7W
up to 2x73 lm - 2700K/CRI 80
up to 2x73 lm - 3000K/CRI 80
up to 2x73 lm - 4000K/CRI 80
* Net lumen output

Talia 560



Low - Power Led
up to 6W
up to 123 lm - 2700K/CRI 80
up to 123 lm - 3000K/CRI 80
up to 123 lm - 4000K/CRI 80
* Net lumen output

Low - Power Led
up to 11W
up to 2x123 lm - 2700K/CRI 80
up to 2x123 lm - 3000K/CRI 80
up to 2x123 lm - 4000K/CRI 80
* Net lumen output

Ausführungen / Colours

01 White


06 Grey


12 Forest Green


18 Deep Brown


30 Black


33 Anthracite

Beschreibung / Description

Bollard für Außenbereiche mit LED-Lichtquelle. Erhältlich in zwei Höhen und mit monodirektionalem oder bidirektionalem Lichtaustritt. Gehäuse aus stranggepresstem Aluminium. Deckel aus Aluminiumdruckguss. UV-stabilisierter, opaler Polycarbonat-Diffusor. Das lineare LED-Modul befindet sich in einem versiegeltentransparenten Polycarbonatzylinder mit Ausgleichsventil. In verschiedenen Ausführungen erhältlich, mit doppelschichtiger Pulverbeschichtung und chemischer Oberflächenbehandlung, um eine hohe Korrosionsbeständigkeit zu gewährleisten. Der Bollard kann leicht auf jeder Art von Bodenoberfläche installiert werden, entweder direkt mit Bolzen oder mit Hilfe einer speziellen Befestigungsplatte und Schrauben, die die Leuchte fest im Boden verbinden. Die Befestigungsschrauben sind aus Edelstahl AISI 316L gefertigt.

Outdoor bollard with LED light source. Available in two heights and monodirectional or bidirectional light emission. Extruded aluminium body. Die-cast aluminium cap. UV-stabilized, opal polycarbonate diffuser. The linear LED module is housed in a sealed transparent polycarbonate cylinder with compensation valve. Available in different finishes with a double layer coating and a chemical conversion surface treatment to guarantee high resistance to corrosion. The bollard can be easily installed on any kind of ground surface, directly with studs or through the dedicated fixing plate and bolts which solidly attach the luminaire to the ground. The fixing screws are made of AISI 316L stainless steel.

Talia 360



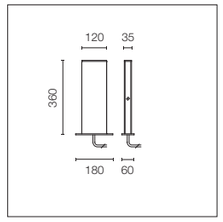

IP 65 · IK 08 · LED INCL. · 200 mm

Inklusive LED-Quelle. Integrierte elektrische Stromversorgung 220-240 V ON/OFF. Ausgestattet mit einem 2 m überstehenden Neoprenkabel und einem Set mit Crimpverbindern und selbstklebenden Schrumpfschläuchen, die die Dichtigkeit des Anschlusses garantieren. Er kann auf jedem Boden mit Hilfe von Bolzen oder einer separat zu bestellenden, versenkten Befestigungsplatte mit Mörtel installiert werden.

LED source included. Integrated electric power supply 220-240V ON/OFF. The luminaire is equipped with a protruding, neoprene, two meter cable and a wiring kit with crimp connectors and adhesive heat-shrink tubing guaranteeing the water tightness of the connection.
It can be installed on any ground using studs or a recessed fixing plate with mortar, to be ordered separately.

Single Emission

Power Led: 4W - 216 lm ≠ OUTPUT 73 lm - 2700K/CRI 80 - 220÷240V / 4W - 216 lm ≠ OUTPUT 73 lm - 3000K / CRI 80 - 220÷240V / 4W - 216 lm ≠ OUTPUT 73 lm - 4000K/CRI 80 - 220÷240V

2700K	3000K	4000K
○ FA50320601	○ FA50300601	○ FA50301101
● FA50320606	● FA50300606	● FA50301106
● FA50320612	● FA50300612	● FA50301112
● FA50320618	● FA50300618	● FA50301118
● FA50320630	● FA50300630	● FA50301130
● FA50320633	● FA50300633	● FA50301133

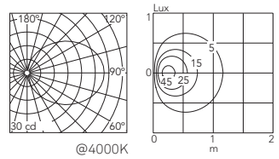

@4000K

Double Emission

Power Led: 7W - 2x216 lm ≠ OUTPUT 2x73 lm - 2700K/CRI 80 - 220÷240V / 7W - 2x216 lm ≠ OUTPUT 2x73 lm - 4000K/CRI 80 - 220÷240V / 7W - 2x216 lm ≠ OUTPUT 2x73 lm - 4000K/CRI 80 - 220÷240V

2700K	3000K	4000K
○ FA50320801	○ FA50300801	○ FA50301201
● FA50320806	● FA50300806	● FA50301206
● FA50320812	● FA50300812	● FA50301212
● FA50320818	● FA50300818	● FA50301218
● FA50320830	● FA50300830	● FA50301230
● FA50320833	● FA50300833	● FA50301233

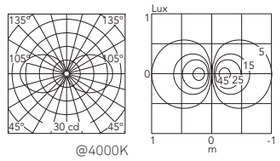

@4000K

Talia 560



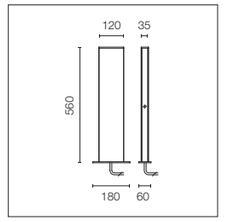

IP 65 · IK 08 · LED INCL.

Inklusive LED-Quelle. Integrierte elektrische Stromversorgung 220-240 V ON/OFF. Ausgestattet mit einem 2 m überstehenden Neoprenkabel und einem Set mit Crimpverbindern und selbstklebenden Schrumpfschläuchen, die die Dichtigkeit des Anschlusses garantieren. Er kann auf jedem Boden mit Hilfe von Bolzen oder einer separat zu bestellenden, versenkten Befestigungsplatte mit Mörtel installiert werden.

LED source included. Integrated electric power supply 220-240V ON/OFF. The luminaire is equipped with a protruding, neoprene, two meter cable and a wiring kit with crimp connectors and adhesive heat-shrink tubing guaranteeing the water tightness of the connection.
It can be installed on any ground using studs or a recessed fixing plate with mortar, to be ordered separately.

Single Emission

Power Led: 6W - 360 lm ≠ OUTPUT 123 lm - 2700K/CRI 80 - 220÷240V / 6W - 360 lm ≠ OUTPUT 123 lm - 3000K/CRI 80 - 220÷240V / 6W - 360 lm ≠ OUTPUT 123 lm - 4000K/CRI 80 - 220÷240V

2700K	3000K	4000K
○ FA50320201	○ FA50300201	○ FA50300901
● FA50320206	● FA50300206	● FA50300906
● FA50320212	● FA50300212	● FA50300912
● FA50320218	● FA50300218	● FA50300918
● FA50320230	● FA50300230	● FA50300930
● FA50320233	● FA50300233	● FA50300933

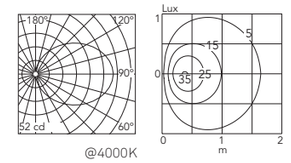

@4000K

Double Emission

Power Led: 11W - 2x360 lm ≠ OUTPUT 2x123 lm - 2700K/CRI 80 - 220÷240V / 11W - 2x360 lm ≠ OUTPUT 2x123 lm - 3000K/CRI 80 - 220÷240V / 11W - 2x360 lm ≠ OUTPUT 2x123 lm - 4000K/CRI 80 - 220÷240V

2700K	3000K	4000K
○ FA50320401	○ FA50300401	○ FA50301001
● FA50320406	● FA50300406	● FA50301006
● FA50320412	● FA50300412	● FA50301012
● FA50320418	● FA50300418	● FA50301018
● FA50320430	● FA50300430	● FA50301030
● FA50320433	● FA50300433	● FA50301033

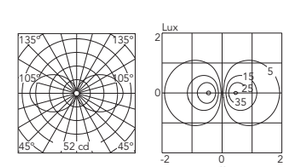

@4000K

Talia: Zubehörteile / Accessories

Stiftschraubenplatte.	Base plate with bolt.	FA139		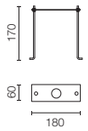
Überspannungsschutzgerät. 275 Vac. Maximaler Entladestrom 10KA (8 / 20µs). Maximaler Betriebsstrom 5A. Geeignet für Reihenschaltung. IP66.	Surge protection device. 275Vac. Maximum discharge current 10KA (8/20µs). Maximum operating current 5A. Suitable for series connection. IP66.	F990E00A000		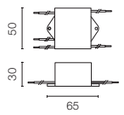
2-Wege-Klemmleiste 4-polig IP68. (ø7÷12mm Kabel).	2 way terminal block 4 poles IP68. (ø7÷12mm cable).	F990C040000		

Richtige Befestigungsmethode
Bollard auf Sockel + Dübel befestigt.

Correct Fixing Method
Bollard fixed on plinth + plug.

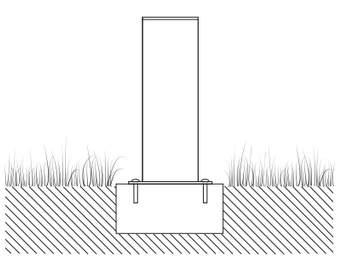

Richtige Befestigungsmethode
Bollard auf Sockel + Befestigungsbolzen befestigt.

Correct Fixing Method
Bollard fixed on plinth + fixing bolts.

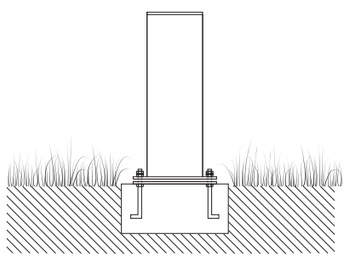

Falsche Befestigungsmethode
Bollard nicht direkt im Boden befestigen.

Incorrect Fixing Method
Do not fix the bollard directly on the ground.

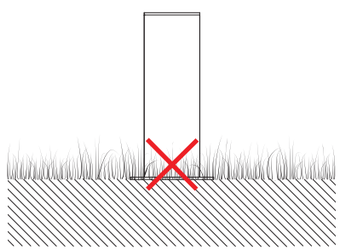

45



Designed by Tim Derhaag







Familie / Family

45



Power Led
9W
540 lm - 3000K/CRI 80

Ausführungen / Colours



30 Black



54 Anodized Aluminium

Beschreibung / Description

Familie von Beleuchtungsgeräten für den Außenbereich mit in drei Positionen verstellbarem Kopf - 0°, 45° und 90°. LED-Lichtstromquelle. Hauptteil, Kopf und Unterseite aus extrudierter Anticorodal-Aluminiumlegierung 6010 mit phosphorchromatiertem Korrosionsschutz.
Scheinwerfer aus druckgegossenem Aluminium 46100 mit durch unter Vakuum erfolgte Aluminisierung erhaltene Oberflächenbehandlung.
Diffusoren stehen in mattem Weiß oder mit transparenter Feinbehandlung zur Verfügung, um den Anforderungen einer erhöhten Leistungsfähigkeit gerecht zu werden. Die verwendeten Kunststoffmaterialien (PC oder APEC) werden im Spritzgussverfahren hergestellt und sind UV-beständig. Die mechanische Kupplung ist mit zwei Flanschen aus druckgegossenem Aluminium 46100 mit einem korrosionsbeständigen Schutzfilm aus gelber Alodine und zwei Kupplungselementen ausgestattet, die jeweils aus spritzgegossenem Acetalharz (POM) und Glaswolle aus 30 % Nylon bestehen.
Die Zubehörteile sind aus Silikon-Elastomer gefertigt. Die äußeren Schrauben, welche Witterungseinflüssen ausgesetzt sind, werden aus Edelstahl (AISI 316) hergestellt. Zum Zubehör gehören auch Blendschutzschilder aus druckgegossenem Zamak 12 mit Korrosionsschutz aus gelber Alodine und einer mattschwarzen Epoxid-Pulverendbeschichtung. Diese ändern den Austrittswinkel des Lichtstrahls, damit die Sicht nicht behindert wird. Der Kopf jedes Geräts kann in der gewünschten Position verriegelt werden.

Family of outdoor luminaires with adjustable head in three positions, 0°, 45° and 90°. LED power light source power.
Body, head and base are extruded anticorodal 6010 aluminum alloy with phospho-chromated protection against corrosion. Reflectors in die-cast 46100 aluminum with a surface finish obtained by means of a vacuum aluminization process.
The diffusers are available in opal white or in transparent finish whenever high efficiency is required.
The plastic materials used (PC or APEC) are injection-molded and UV-stabilized.
The mechanical joint has two die-cast 46100 aluminum alloy flanges with yellow alodine non-corrosive protection, two friction elements made respectively of injection-molded acetal resin (POM) and 30% nylon glass wool.
Silicone elastomer fittings. The external screws, which are exposed to weather conditions, are in stainless steel (AISI 316). Accessories include anti-glare screens in diecast Zamak 12 with non-corrosive yellow alodine protection and matte black epoxy powdercoat finish, which modify the angle at which the beam of light leaves the luminaire for enhanced visual comfort.
The head of each luminaire can be locked at the chosen position.

45 Adj Led 1



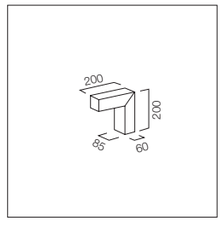

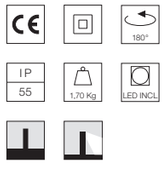

Vorgeschriebene Diffusoren einsetzen.

To be completed with the required diffusers.

Power Led: 9W - 540 lm - 3000K/CRI 80

- F0070030
- F0070054

540 lm ≠ FIXT 207 lm

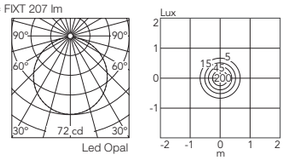

540 lm ≠ FIXT 404 lm

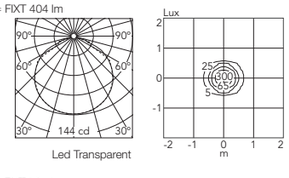

540 lm ≠ FIXT 64 lm

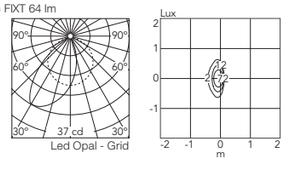

540 lm ≠ FIXT 125 lm

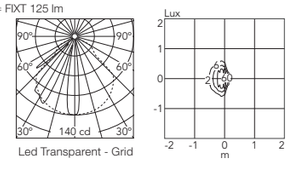

45 Adj Led 2



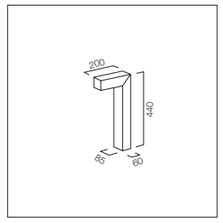

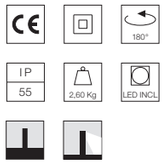

Vorgeschriebene Diffusoren einsetzen.

To be completed with the required diffusers.

Power Led: 9W - 540 lm - 3000K/CRI 80

- F0071030
- F0071054

540 lm ≠ FIXT 207 lm

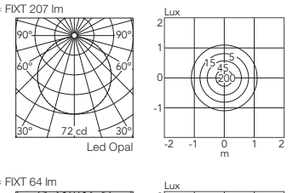

540 lm ≠ FIXT 404 lm

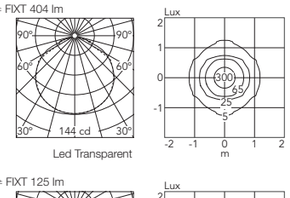

540 lm ≠ FIXT 64 lm

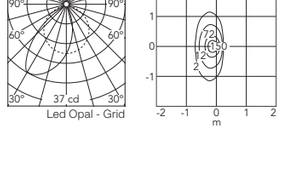

540 lm ≠ FIXT 125 lm

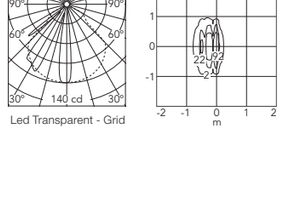

45 Adj Led 3

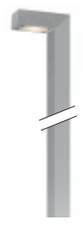

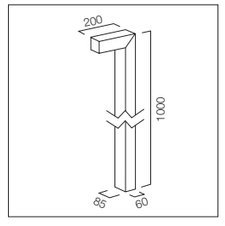

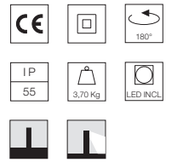

Vorgeschriebene Diffusoren einsetzen.

To be completed with the required diffusers.

Power Led: 9W - 540 lm - 3000K/CRI 80

- F0072030
- F0072054

540 lm ≠ FIXT 207 lm

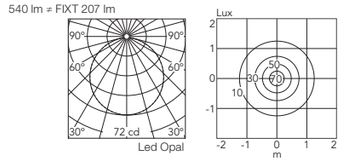

540 lm ≠ FIXT 404 lm

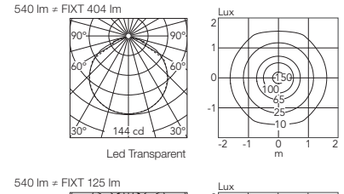

540 lm ≠ FIXT 64 lm

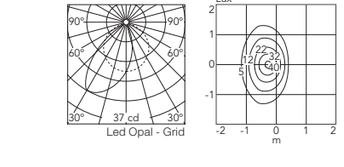

540 lm ≠ FIXT 125 lm

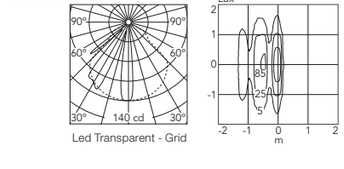

Zubehörteile / Accessories

Diffusor mit hochgradigem Sehkomfort (opal).	High comfort diffuser (opal).	F0074071	
Diffusor mit hoher Leuchtkraft (transparent).	High performance diffuser (transparent).	F0074000	
Blendschutzgitter.	Low glare grid.	F0056030	
Einzuerdender Mast.	Pole to be placed in the ground.	F0057000	
Flansche zum Einzementieren.	Flange to be cemented.	F0058000	
Überspannungsschutzgerät. 275 Vac. Maximaler Entladestrom 10KA (8 / 20us). Maximaler Betriebsstrom 5A. Geeignet für Reihenschaltung. IP66.	Surge protection device. 275Vac. Maximum discharge current 10KA (8/20us). Maximum operating current 5A. Suitable for series connection. IP66.	F990E00A000	 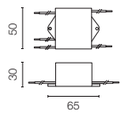

Real Matter



Designed by Piero Lissoni



Real Matter



Familie / Family

Real Matter



Low - Power Led
3W
71 lm - 2700K/CRI 80
82 lm - 3000K/CRI 80

Ausführungen / Colours



44 Brushed Gold



47 Brushed Bronze



55 Brushed Stainless Steel



66 Polished Copper

Beschreibung / Description

Gerät für den Außenbereich für die Wandeinbaumontage mit LED-Stromquelle.
Körper aus Edelstahl AISI 316L, der mit dem PVD-Verfahren behandelt wurde (physikalische Beschichtung aus der Dampfphase). Dank dieser innovativen Behandlung werden die Oberflächen von Real Matter nach dem Politur- und Bürstverfahren entsprechend der gewählten Feinbearbeitung mit einem dünnen Film aus Metallen wie Zirkonium oder Titan bedeckt, der in Kombination mit dem Stahl auf Molekularebene die Widerstandsfähigkeit gegenüber mechanischen und witterungsbedingten Einflüssen verbessert.
Diffusor aus Polycarbonat, UV-beständig.
Das Gerät wird mit zwei 200 mm langen Ausgangsstromkabeln und einer Ausrüstung für einen dichten Anschluss IP bereitgestellt. Hierbei muss ein Einbaugehäuse verwendet werden, das separat zu bestellen ist.
Die 24V-Stromversorgung kann entfernt installiert oder auf der Rückseite der Leuchte in der Box zur Installation untergebracht werden.
3 Produktversionen abhängig vom Montagetyp verfügbar:
- in Mauerwerk oder Beton mit entsprechendem Einbaugehäuse.
- in Gipskartonwand mit entsprechenden Federn.
- in Mauerwerk oder Beton ohne Einbaugehäuse: das Gerät wird direkt auf der Oberfläche angeklebt.

Luminaire for outdoor use for built-in installation on the wall with LED light source.
Body made of stainless steel AISI 316L treated with the PVD process (Physical Vapour Deposition). Thanks to this innovative treatment, after the polishing or brushing process, according to the finishing choice, the surfaces of Real Matter are coated with a thin film of metals such as zirconium and titanium which, combining with the steel at the molecular level, increase the characteristics of resistance to both mechanical and to atmospheric agents, allowing the realization of elegant and durable finishings.
UV-stabilized polycarbonate diffuser.
The luminaire is provided with two L 200 mm lenght outgoing power cables and with a kit for the hermetic IP connection. It is necessary to use an installation box, to be ordered separately.
24V power supply may be installed remotely or housed at the back of the luminaire in the box for installation.
3 version available select the model suitable for your type of installation:
- in concrete surface with recessed box to.
- in plasterboard surface supplied with springs.
- on solid surface no recessed box needed, the fixtures is directly glued on the surface.

Real Matter



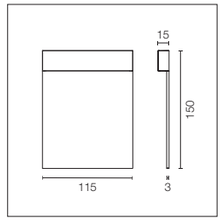

IP 65 · 0.60 Kg · IK 10 · LED INCL

Externe Stromversorgung 24 V muss separat bestellt werden. Das Gerät wird mit zwei Stromkabeln (200 mm) und einem IP-Anschlusskit geliefert. Produkt in 3 Versionen verfügbar (wählen Sie den für Ihren Installationstyp geeigneten Code):
- in Mauerwerk oder Beton mit entsprechendem Einbaugehäuse, das separat zu bestellen ist.
- in Gipskartonwand mit entsprechenden, im Lieferumfang enthaltenen Federn (Zwischenwandstärke: min. 5 mm, max. 20 mm).
- in Mauerwerk oder Beton ohne Einbaugehäuse: das Gerät wird direkt auf der Oberfläche angeklebt (die Art des Klebers ist vom Installateur basierend auf dem Oberflächenmaterial auszuwählen).

Remote power supply 24V to be separately ordered.
The fixture is prewired with 200mm cable and an IP connection kit.
3 version available (select the model suitable for your type of installation):
- in concrete surface with recessed box to be ordered separately.
- in plasterboard surface (surface thickness min 5mm-max20mm) model supplied with springs.
- on solid surface no recessed box needed, the fixtures is directly glued on the surface (type of gluing to be select by the operator based on the type of surface).

Low-Power Led: 3W - 180 lm ≠ FIXT 71 lm - 2700K/CRI 80 - 24V / 3W - 200 lm ≠ FIXT 82 lm - 3000K/CRI 80 - 24V

2700K

Einbau in Mauerwerk mit Einbaugehäuse/
Installation in masonry with box for installation

- F5960044
- F5960047
- F5960055
- F5960066

3000K

- F5961044
- F5961047
- F5961055
- F5961066

Einbau in Gipskartonplattenwand (min 5mm - max 20mm)/
Installation in plasterboard wall

- F5980044
- F5980047
- F5980055
- F5980066

- F5981044
- F5981047
- F5981055
- F5981066

Einbau in Mauerwerk ohne Einbaugehäuse/
Installation in masonry without box for installation

- F5970044
- F5970047
- F5970055
- F5970066

- F5971044
- F5971047
- F5971055
- F5971066

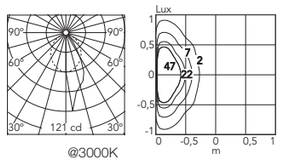

@3000K

Real Matter: Zubehörteile / Accessories

Installationsgehäuse für Mauerwerk oder Betonwand.	Box for installation for masonry or concrete wall.	F5962000



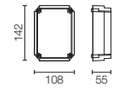

Einbau in Mauerwerk mit Einbaugehäuse / Installation in Masonry with Box for Installation

einbaugehäuse mit Montagefläche bündig
flush with the installation surface

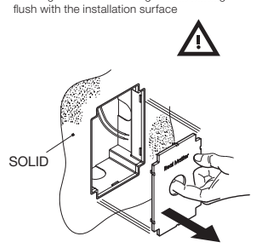

einbaugehäuse / box for installation
cod.F5962000

verkabelung mit externer Stromversorgung
wiring with remote power supply

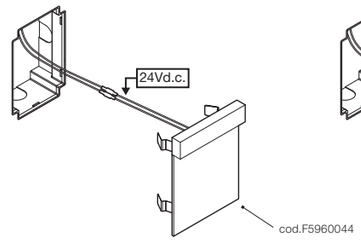

optional / optional
verkabelung mit Netzteil / wiring with power supply
cod.RF25748

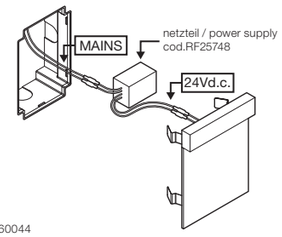

Einbau in Gipskartonplattenwand / Installation in Plasterboard Wall

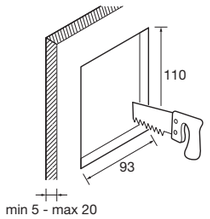

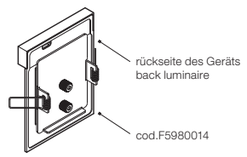

verkabelung mit externer Stromversorgung
wiring with remote power supply

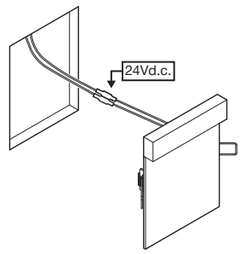

optional / optional
verkabelung mit Netzteil / wiring with power supply
cod.RF25748

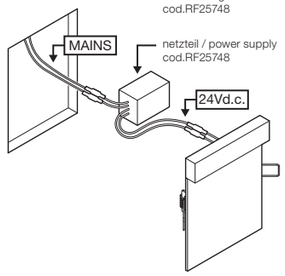

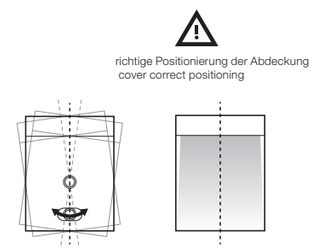

Einbau in Mauerwerk ohne Einbaugehäuse / Installation in Masonry without Box for Installation

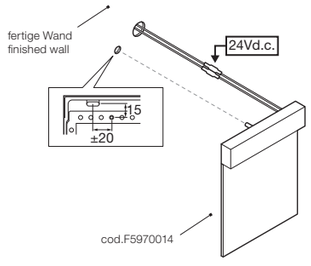

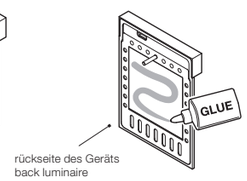

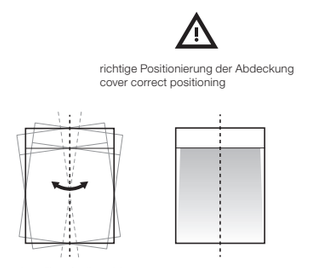

Real Matter: Treiber / Drivers

Netzgerät für 24Vdc 8W / 110-240V IP65 Klasse II selv. Kann in Einbaugehäuse F5962000 untergebracht werden.	Power supply 24Vdc 8W / 110-240V IP65 Class II selv. It can be housed in installation box F5962000.	*RF25748		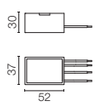
Netzgerät für den Ferneinbau 24Vdc 10W / 110-240V IP20 Klasse II selv.	Power supply for remote installation 24Vdc 10W /110-240V IP20 Class II selv.	*RF25747		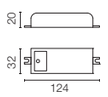
Netzgerät für den Ferneinbau 24Vdc 20W / 220- 240V IP67 Klasse II selv.	Power supply for remote installation 24Vdc 20W / 220-240V IP67 Class II selv.	*RF25752		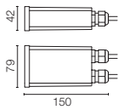
Netzgerät für den Ferneinbau 24Vdc 50W / 120-240V IP67 Klasse II selv.	Power supply for remote installation 24Vdc 50W / 120-240V IP67 Class II selv.	*RF25755		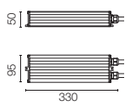
Netzgerät 24Vdc 35W / 120-270V IP67 Klasse II selv.	Power supply 24Vdc 35W / 120-270V IP67 Class II selv.	*F990B23AZ00		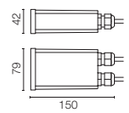
Netzgerät für den Ferneinbau 24Vdc 70W / 220-240V IP67 Klasse II selv.	Power supply for remote installation 24Vdc 70W / 220-240V IP67 Class II selv.	*RF25749		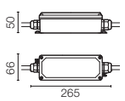
Netzgerät für den Ferneinbau 24Vdc 96W / 120-240V IP67 Klasse II selv.	Power supply for remote installation 24Vdc 96W / 120-240V IP67 Class II selv.	*RF25756		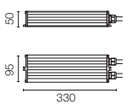

* Maximale Leuchten pro Stromversorgung / Maximum number of luminaires per power supply.

Maximale Leuchten pro Stromversorgung (220÷ 240 V). Diese Angaben müssen unter Berücksichtigung der spezifischen Installationsbedingungen überprüft werden.	Maximum number of luminaires per power supply. (220÷240 V). These data must be checked taking into account the specific installation conditions.

Acc. RF25748	2
Acc. RF25747	3
Acc. RF25757	3
Acc. RF25752	5
Acc. F990B23AZ00	9
Acc. RF25755	13
Acc. RF25749	19
Acc. RF25756	27

Real Matter: Treiber / Drivers

Netzgerät für den Ferneinbau 24Vdc 17W /N110-240V (15W@110V) IP20 Klasse II selv.	Power supply for remote installation 24Vdc 17W / 110-240V (15W@110V) IP20 Class II selv.	*RF25750 Dimmable 1-10V		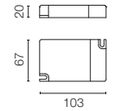
Netzgerät für den Ferneinbau 24Vdc 20W / 110-240Vdc (15W@110V) IP67 Klasse II selv.	Power supply for remote installation 24Vdc 20W / 110-240Vdc (15W@110V) IP67 Class II selv.	*RF26387 Dimmable DALI		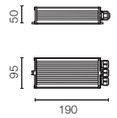

* Maximale Leuchten pro Stromversorgung / Maximum number of luminaires per power supply.

Maximale Leuchten pro Stromversorgung (220÷ 240 V). Diese Angaben müssen unter Berücksichtigung der spezifischen Installationsbedingungen überprüft werden.	Maximum number of luminaires per power supply. (220÷240 V). These data must be checked taking into account the specific installation conditions.

Acc. RF25750	4
Acc. RF26387	5

My Way



Designed by Piero Lissoni





My Way

Familie / Family

My Way 110 x 100



Mid - Power Led
5W
188 lm - 2700K/CRI 80
211 lm - 3000K/CRI 80
221 lm - 4000K/CRI 80

My Way 110 x 200



Mid - Power Led
13W
657 lm - 2700K/CRI 80
763 lm - 3000K/CRI 80
801 lm - 4000K/CRI 80

My Way 210 x 200



Mid - Power Led
13W
669 lm - 2700K/CRI 80
777 lm - 3000K/CRI 80
817 lm - 4000K/CRI 80

Ausführungen / Colours

01 White



06 Grey



12 Forest Green



18 Deep Brown



30 Black



33 Anthracite

Beschreibung / Description

Gerät für den Außenbereich für die Wandeinbaumontage mit LED-Stromquelle.
Druckgegossener Aluminiumkörper EN AB-47100 (kupferarm).
Beschichtung mit hoher Beständigkeit: Nach einer Sandstrahlungsbehandlung aller Bestandteile, damit die Oberfläche porös wird und eine bessere Haftung des Lacks gewährleistet wird, wird die Außenbeschichtung mit einer doppelten Pulverbeschichtung entsprechend dem QUALICOAT-Standard angewendet. Die erste Epoxid-Pulverschicht bietet eine chemische und mechanische Widerstandsfähigkeit, die zweite Pulverendschicht aus Polyester stellt die Beständigkeit gegenüber UV-Strahlen und Witterungseinflüssen sicher.
Die lackierten Oberflächen werden mit basen- und säurehaltigen Reinigungen behandelt, mit entmineralisiertem Wasser gespült und einer Behandlung zur chemischen Konversion unterzogen, um den Oxydationsschutz zu gewährleisten.
Diffusor aus satiniertem Polycarbonat, UV-beständig, mit dem Kopf des Produkts festgeklebt, um die Wasserfestigkeit zu gewährleisten.

Luminaire for outdoor use for built-in installation on the wall with LED light source.
Aluminum die-cast body EN AB-47100 (low copper content).
High-resistance coating: after a sandblasting treatment of all components to make the surface porous and ensure a greater adhesion of the paint, the external coating is applied with a double layer with epoxy powders according to the QUALICOAT standard. The first layer of epoxy powder gives chemical and mechanical resistance, the second finishing layer of polyester powder ensures resistance to UV rays and atmospheric agents.
The painted surfaces are treated with alkaline and acidic washes, then rinsed with demineralized water, subjected to a chemical conversion treatment to protect against oxidation.
Frosted polycarbonate diffuser, UV-stabilised, glued to the head of the product to ensure a watertight seal.

My Way 110x100



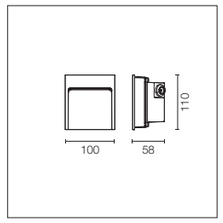

IK 07 · IP 65 · 0,52 Kg · LED INCL

Stromquelle 110/240 V integriert. Mit einem 120-mm-Ausgangskabelteil aus Neopren und einem auf dem Kabel IP67 befindlichen Anschlusssystem ausgestattet.
Dimmbare Version auf Anfrage.

Integrated 110/240V power supply. Supplied with a 120 mm lenght outgoing neoprene cable and IP67 cable connection system.
Dimmable version on request.

Mid-Power Led: 5W - 421 lm ≠ FIXT 188 lm - 2700K/CRI 80 - 100-240V / 5W - 490 lm ≠ FIXT 211 lm - 3000K/CRI 80 - 100-240V / 5W - 514 lm ≠ FIXT 221 lm - 4000K/CRI 80 - 100-240V

2700K
- ○ F4350001
- ● F4350006
- ● F4350012
- ● F4350018
- ● F4350030
- ● F4350033

3000K
- ○ F4351001
- ● F4351006
- ● F4351012
- ● F4351018
- ● F4351030
- ● F4351033

4000K
- ○ F4352001
- ● F4352006
- ● F4352012
- ● F4352018
- ● F4352030
- ● F4352033

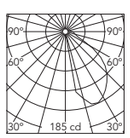

@4000K

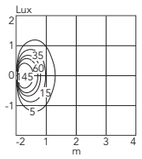

My Way 110x200



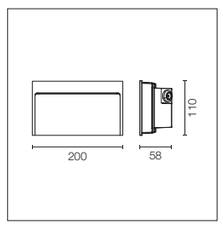

IK 08 · IP 65 · 0,95 Kg · LED INCL

Stromquelle 220/240 V integriert. Mit einem 120-mm-Ausgangskabelteil aus Neopren und einem auf dem Kabel IP67 befindlichen Anschlusssystem ausgestattet.

Integrated 220/240V power supply. Supplied with a 120 mm lenght outgoing neoprene cable and IP67 cable connection system.

Mid-Power Led: 13W - 1357 lm ≠ FIXT 657 lm - 2700K/CRI 80 - 220-240V / 13W - 1577 lm ≠ FIXT 763 lm - 3000K/CRI 80 - 220-240V / 13W - 1656 lm ≠ FIXT 801 lm - 4000K/CRI 80 - 220-240V

2700K
Non Dimmable
- ○ F4353001
- ● F4353006
- ● F4353012
- ● F4353018
- ● F4353030
- ● F4353033

1-10V
- ○ F4353001-310
- ● F4353006-310
- ● F4353012-310
- ● F4353018-310
- ● F4353030-310
- ● F4353033-310

Dali
- ○ F4353001-300
- ● F4353006-300
- ● F4353012-300
- ● F4353018-300
- ● F4353030-300
- ● F4353033-300

3000K
Non Dimmable
- ○ F4354001
- ● F4354006
- ● F4354012
- ● F4354018
- ● F4354030
- ● F4354033

1-10V
- ○ F4354001-310
- ● F4354006-310
- ● F4354012-310
- ● F4354018-310
- ● F4354030-310
- ● F4354033-310

Dali
- ○ F4354001-300
- ● F4354006-300
- ● F4354012-300
- ● F4354018-300
- ● F4354030-300
- ● F4354033-300

4000K
Non Dimmable
- ○ F4355001
- ● F4355006
- ● F4355012
- ● F4355018
- ● F4355030
- ● F4355033

1-10V
- ○ F4355001-310
- ● F4355006-310
- ● F4355012-310
- ● F4355018-310
- ● F4355030-310
- ● F4355033-310

Dali
- ○ F4355001-300
- ● F4355006-300
- ● F4355012-300
- ● F4355018-300
- ● F4355030-300
- ● F4355033-300

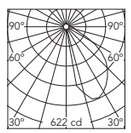

400mm @4000K

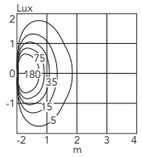

My Way 210x200



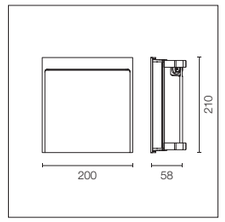

IK 08 · IP 65 · 1,44 Kg · LED INCL

Stromquelle 220/240 V integriert. Mit einer doppelten Kabelverschraubung aus Kunststoffmaterial mit Kabelquerschnitten von 7,5 < ø < 9,5 mm ausgestattet.

Integrated 220/240V power supply. Supplied with a double lenght in plastic material for 7.5<ø<9.5 mm section cables.

Mid-Power Led: 13W - 1357 lm ≠ FIXT 669 lm - 2700K/CRI 80 - 220-240V / 13W - 1577 lm ≠ FIXT 777 lm - 3000K/CRI 80 - 220-240V / 13W - 1656 lm ≠ FIXT 817 lm - 4000K/CRI 80 - 220-240V

2700K
Non Dimmable
- ○ F4356001
- ● F4356006
- ● F4356012
- ● F4356018
- ● F4356030
- ● F4356033

1-10V
- ○ F4356001-310
- ● F4356006-310
- ● F4356012-310
- ● F4356018-310
- ● F4356030-310
- ● F4356033-310

Dali
- ○ F4356001-300
- ● F4356006-300
- ● F4356012-300
- ● F4356018-300
- ● F4356030-300
- ● F4356033-300

3000K
Non Dimmable
- ○ F4357001
- ● F4357006
- ● F4357012
- ● F4357018
- ● F4357030
- ● F4357033

1-10V
- ○ F4357001-310
- ● F4357006-310
- ● F4357012-310
- ● F4357018-310
- ● F4357030-310
- ● F4357033-310

Dali
- ○ F4357001-300
- ● F4357006-300
- ● F4357012-300
- ● F4357018-300
- ● F4357030-300
- ● F4357033-300

4000K
Non Dimmable
- ○ F4358001
- ● F4358006
- ● F4358012
- ● F4358018
- ● F4358030
- ● F4358033

1-10V
- ○ F4358001-310
- ● F4358006-310
- ● F4358012-310
- ● F4358018-310
- ● F4358030-310
- ● F4358033-310

Dali
- ○ F4358001-300
- ● F4358006-300
- ● F4358012-300
- ● F4358018-300
- ● F4358030-300
- ● F4358033-300

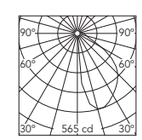

@4000K

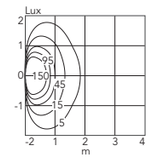

My Way: Zubehörteile / Accessories

Einbaugehäuse.	Box for installation.	My Way 100x110 F4301000		
Einbaugehäuse.	Box for installation.	My Way 200x110 F4302000		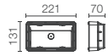
Einbaugehäuse.	Box for installation.	My Way 200x210 F4303000		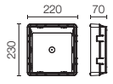
Verbindungssystem, IP68, 2-Wege-H2O-Antikondensat, 4-polig, (ø5,5÷12mm Kabel).	2 way terminal block 4 poles IP68 H2O Stop. (ø5,5÷12mm cable).	F990C00A000		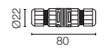
Überspannungsschutzgerät. 275 Vac. Maximaler Entladestrom 10KA (8 / 20us). Maximaler Betriebsstrom 5A. Geeignet für Reihenschaltung. IP66.	Surge protection device. 275Vac. Maximum discharge current 10KA (8/20us). Maximum operating current 5A. Suitable for series connection. IP66.	F990E00A000		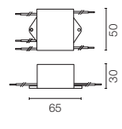

Camouflag



Designed by Piero Lissoni





Camouflage

Familie / Family

Camouflage 140



Mid - Power Led
8W
474 lm - 2700K/CRI 80
551 lm - 3000K/CRI 80
579 lm - 4000K/CRI 80

Camouflage 240



Mid - Power Led
12W
773 lm - 2700K/CRI 80
898 lm - 3000K/CRI 80
944 lm - 4000K/CRI 80

Ausführungen / Colours

00 Primer

01 White



06 Grey



12 Forest Green



18 Deep Brown



30 Black



33 Anthracite

Camouflage Stone



87 Basaltina Stone



89 Concrete



90 Crema d'Orcia Stone

Beschreibung / Description

Produktkollektion für den Außenbereich, für die Wandmontage mit LED-Lichtquelle. Kühlkörper aus Aluminium mit Diffusor aus transparentem Polycarbonat.
Die Feinbearbeitungen Stein Crema d'Orcia und Basaltina-Stein werden hergestellt, indem eine Steinscheibe, die mittels mechanischer Verarbeitung aus einem einzigen Stück gefertigt wird, durch einen äußerst beständigen Klebstoff befestigt wird.
Die Betonfeinbearbeitung wird realisiert, indem ein Einkomponenten-Klebstoff mit hoher Widerstandsfähigkeit mit einer Scheibe befestigt wird, die aus Gussbeton hergestellt und mit Glasfaser verstärkt wird. Die Grundierungsversion wird nach der Montage mit gewöhnlichen Farbgebungen auf Wasserbasis lackiert (Tempera, Stuckarbeiten, Lacke auf Wasserbasis), um die beste Homogenität mit der Architektur zu erzielen. Die Versionen aus Aluminium werden mit einer äußerst beständigen Beschichtung veredelt: Nach einer Sandstrahlungsbehandlung aller Bestandteile, damit die Oberfläche porös wird und eine bessere Haftung des Lacks gewährleistet wird, wird die Außenbeschichtung mit einer doppelten Pulverbeschichtung entsprechend dem QUALICOAT-Standard angewendet. Die erste Epoxid-Pulverschicht bietet eine chemische und mechanische Widerstandsfähigkeit, die zweite Pulverendschicht aus Polyester stellt die Beständigkeit gegenüber UV-Strahlen und Witterungseinflüssen sicher.
Die lackierten Oberflächen werden mit basen- und säurehaltigen Reinigungen behandelt, mit entmineralisiertem Wasser gespült und einer Behandlung zur chemischen Konversion unterzogen, um den Oxydationsschutz zu gewährleisten.
Nach vorheriger kommerzieller und technischer Beurteilung können auf Anfrage personalisierte Versionen mit anderen Materialien umgesetzt werden.

Collection of products for outdoor use, for wall installation with LED light source
Dissipating aluminum body with diffuser in transparent polycarbonate.
The Crema d'Orcia and Basaltina stone finishes are made by fastening high-strength, high-resistance adhesive to a stone plate created by means of mechanical machining from a solid block.
The concrete finishing is made by fastening a poured cement plate reinforced with fiberglass using a single component high strength, high-resistance adhesive. The Primer version is painted after installation with normal water-based colors (tempera, stucco, water-based paints) to ensure maximum uniformity with the architecture.
The aluminum versions are finished with a high-resistance coating: after a sandblasting treatment of all components to make the surface porous and ensure a greater adhesion of the paint, the external coating is applied with a double layer with epoxy powders according to the QUALICOAT standard. The first layer of epoxy powder gives chemical and mechanical resistance, the second finishing layer of polyester powder ensures resistance to UV rays and atmospheric agents.
The painted surfaces are treated with alkaline and acidic washes, then rinsed with demineralized water, subjected to a chemical conversion treatment to protect against oxidation.
Upon commercial and technical evaluation, it is possible to create customized versions with other materials on request.

Camouflage 140



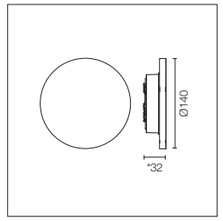

*Concrete, crema d'orcia, basaltina H = 35 mm.

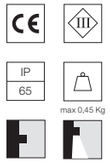

24V Fernspeisung ist separat zu bestellen. Umfasst ein 100-mm-Stromkabel. Der Treiber kann ferninstalliert werden (Einbaugehäuse nicht notwendig) oder an der Rückseite des Geräts durch ein optionales Einbaugehäuse untergebracht werden.

24V remote power supply to be ordered separately. Includes power cable of 100 mm. The power supply can be installed remotely (installation box not required) or housed at the back of the luminaire in the optional installation box.

Mid-Power Led: 8W - 786 lm ≠ FIXT 474 lm - 2700K/CRI 80 - 24V / 8W - 913 lm ≠ FIXT 551 lm - 3000K/CRI 80 - 24V / 8W - 960 lm ≠ FIXT 579 lm - 4000K/CRI 80 - 24V

2700K

- F1310000
- F1310001
- F1310006
- F1310012
- F1310018
- F1310030
- F1310033
- F1310087
- F1310089
- F1310090

3000K

- F1311000
- F1311001
- F1311006
- F1311012
- F1311018
- F1311030
- F1311033
- F1311087
- F1311089
- F1311090

4000K

- F1312000
- F1312001
- F1312006
- F1312012
- F1312018
- F1312030
- F1312033
- F1312087
- F1312089
- F1312090

Dimmable 1-10V with code RF25750
Dimmable Dali with code RF26387

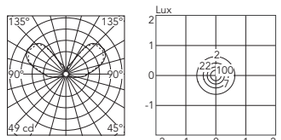

@4000K

Camouflage 240



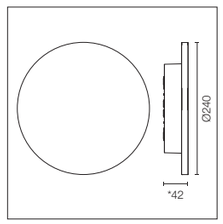

*Concrete, crema d'orcia, basaltina H = 48 mm.

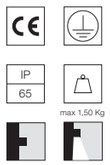

Stromquelle 220/240V integriert. Mit einem 1.000-mm-Ausgangskabelteil aus Neopren ausgestattet.
110-V-Version auf Anfrage.

Integrated 220/240V power supply. Supplied with a 1000 mm lenght outgoing neoprene cable.
Version 110V upon request.

Mid-Power Led: 12W - 1281 lm ≠ FIXT 773 lm - 2700K/CRI 80 - 220-240V / 12W - 1488 lm ≠ FIXT 898 lm - 3000K/CRI 80 - 220-240V / 12W - 1563 lm ≠ FIXT 944 lm - 4000K/CRI 80 - 220-240V

2700K

Non Dimmable
- F1315000
- F1315001
- F1315006
- F1315012
- F1315018
- F1315030
- F1315033
- F1315087
- F1315089
- F1315090

1-10V
- F1315000-310
- F1315001-310
- F1315006-310
- F1315012-310
- F1315018-310
- F1315030-310
- F1315033-310
- F1315087-310
- F1315089-310
- F1315090-310

Dali
- F1315000-300
- F1315001-300
- F1315006-300
- F1315012-300
- F1315018-300
- F1315030-300
- F1315033-300
- F1315087-300
- F1315089-300
- F1315090-300

3000K

Non Dimmable
- F1316000
- F1316001
- F1316006
- F1316012
- F1316018
- F1316030
- F1316033
- F1316087
- F1316089
- F1316090

1-10V
- F1316000-310
- F1316001-310
- F1316006-310
- F1316012-310
- F1316018-310
- F1316030-310
- F1316033-310
- F1316087-310
- F1316089-310
- F1316090-310

Dali
- F1316000-300
- F1316001-300
- F1316006-300
- F1316012-300
- F1316018-300
- F1316030-300
- F1316033-300
- F1316087-300
- F1316089-300
- F1316090-300

4000K

Non Dimmable
- F1317000
- F1317001
- F1317006
- F1317012
- F1317018
- F1317030
- F1317033
- F1317087
- F1317089
- F1317090

1-10V
- F1317000-310
- F1317001-310
- F1317006-310
- F1317012-310
- F1317018-310
- F1317030-310
- F1317033-310
- F1317087-310
- F1317089-310
- F1317090-310

Dali
- F1317000-300
- F1317001-300
- F1317006-300
- F1317012-300
- F1317018-300
- F1317030-300
- F1317033-300
- F1317087-300
- F1317089-300
- F1317090-300

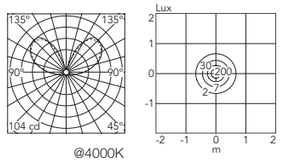

@4000K

Camouflage 140: Zubehörteile / Accessories

Überspannungsschutzgerät. 275 Vac. Maximaler Entladestrom 10KA (8 / 20us). Maximaler Betriebsstrom 5A. Geeignet für Reihenschaltung. IP66.	Surge protection device. 275Vac. Maximum discharge current 10KA (8/20us). Maximum operating current 5A. Suitable for series connection. IP66.	F990E00A000	
Einbaugehäuse.	Box for installation.	F1318000	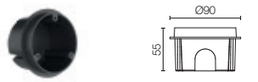

Wandmontage / Installation on Wall

Option 1

Ohne Einbaugehäuse / Surface installation



externe Stromversorgung 24 Vdc
remote power supply 24Vdc

Option 2

Mit Einbaugehäuse / Recessed box installation

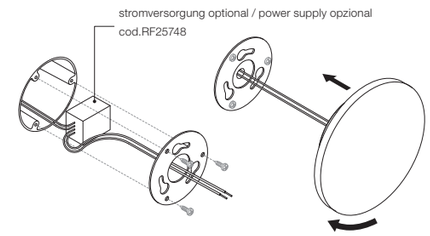

einbaugehäuse mit der Wand bündig
flush with the installation surface

einbaugehäuse / instllation box
cod.F1318000

Camouflage: Treiber / Drivers

Netzgerät für den Ferneinbau 24Vdc 8W 110-240V IP65 Klasse II selv. Kann in Einbaugehäuse F1318000 untergebracht werden.	Power supply for remote installation 24Vdc 8W / 110-240V IP65 Class II selv. It can be housed in installation box F1318000.	*RF25748		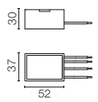
Netzgerät für den Ferneinbau 24Vdc 10W / 110-240V IP20 Klasse II selv.	Power supply for remote installation 24Vdc 10W / 110-240V IP20 Class II selv.	*RF25747		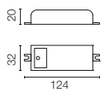
Netzgerät für den Ferneinbau 24Vdc 20W / 220- 240V IP67 Klasse II selv.	Power supply for remote installation 24Vdc 20W / 220-240V IP67 Class II selv.	*RF25752		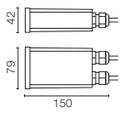
Netzgerät 24Vdc 35W / 120-270V IP67 Klasse II selv.	Power supply 24Vdc 35W / 120-270V IP67 Class II selv.	*F990B23AZ00		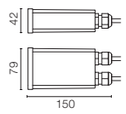
Netzgerät für den Ferneinbau 24Vdc 50W / 120-240V IP67 Klasse II selv.	Power supply for remote installation 24Vdc 50W / 120-240V IP67 Class II selv.	*RF25755		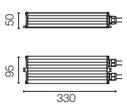
Netzgerät für den Ferneinbau 24Vdc 70W / 220-240V IP67 Klasse II selv.	Power supply for remote installation 24Vdc 70W / 220-240V IP67 Class II selv.	*RF25749		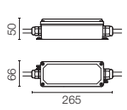
Netzgerät für den Ferneinbau 24Vdc 96W / 120-240V IP67 Klasse II selv.	Power supply for remote installation 24Vdc 96W / 120-240V IP67 Class II selv.	*RF25756		

* Maximale Leuchten pro Stromversorgung / Maximum number of luminaires per power supply.

Maximale Leuchten pro Stromversorgung (220÷ 240 V). Diese Angaben müssen unter Berücksichtigung der spezifischen Installationsbedingungen überprüft werden.	Maximum number of luminaires per power supply. (220÷240 V). These data must be checked taking into account the specific installation conditions.

Acc. RF25748	1	Acc. RF25755	5
Acc. RF25747	1	Acc. RF25749	7
Acc. RF25757	1	Acc. RF25756	9
Acc. RF25752	2		
Acc. F990B23AZ00	3		

Camouflage: Treiber / Drivers

Netzgerät für den Ferneinbau 24Vdc 17W /N110-240V (15W@110V) IP20 Klasse II selv.	Power supply for remote installation 24Vdc 17W / 110-240V (15W@110V) IP20 Class II selv.	*RF25750 Dimmable 1-10V		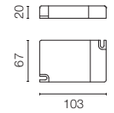
Netzgerät für den Ferneinbau 24Vdc 20W / 110-240Vdc (15W@110V) IP67 Klasse II selv.	Power supply for remote installation 24Vdc 20W / 110-240Vdc (15W@110V) IP67 Class II selv.	*RF26387 Dimmable DALI		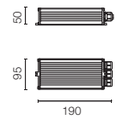

* Maximale Leuchten pro Stromversorgung / Maximum number of luminaires per power supply.

Maximale Leuchten pro Stromversorgung (220÷ 240 V). Diese Angaben müssen unter Berücksichtigung der spezifischen Installationsbedingungen überprüft werden.	Maximum number of luminaires per power supply. (220÷240 V). These data must be checked taking into account the specific installation conditions.

Acc. RF25750	2
Acc. RF26387	2

Climber



Designed by Piero Lissoni





Climber

Familie / Family

Climber 87



Down
Power Led
7W
387 lm - 2700K/CRI 80
419 lm - 3000K/CRI 80
451 lm - 4000K/CRI 80

Up&Down
Power Led
12W
2x387 lm - 2700K/CRI 80
2x419 lm - 3000K/CRI 80
2x451 lm - 4000K/CRI 80

Climber 175



Down
Power Led
12W
721 lm - 2700K/CRI 80
781 lm - 3000K/CRI 80
841 lm - 4000K/CRI 80

Up&Down
Power Led
21W
2x721 lm - 2700K/CRI 80
2x781 lm - 3000K/CRI 80
2x841 lm - 4000K/CRI 80

Climber 275



Down
Power Led
21W
1240 lm - 2700K/CRI 80
1344 lm - 3000K/CRI 80
1447 lm - 4000K/CRI 80

Up&Down
Power Led
40W
2x1240 lm - 2700K/CRI 80
2x1344 lm - 3000K/CRI 80
2x1447 lm - 4000K/CRI 80

Ausführungen / Colours

01 White



06 Grey



12 Forest Green



18 Deep Brown



30 Black



33 Anthracite

Beschreibung / Description

Gerät für den Außenbereich für die Wandmontage mit LED-Stromquelle.
Bi-Emissionsversion und Mono-Emission nach unten.
Druckgegossener, kupferarmer Aluminiumkörper EN AB-47100, mit asymmetrischer Optikaufnahme: Die Optik befindet sich im unteren Teil hinten und wird von einem Verdunkelungselement geschützt, um die störende Blendung zu minimieren und den visuellen Komfort zu optimieren. In der Bi-Emissionsversion ist der Verschluss der oberen Optik eng an den Rand der Leuchte anliegend, um Wasserablagerungen zu verhindern.
Die Diffusoren aus mikrotexturiert Glas sind festgeklebt, um die Wasserundurchlässigkeit zu gewährleisten, und texturiert, um die Einheitlichkeit des Lichtbündels, der von einer einzigen LED erzeugt wird, sicherzustellen und eine optimale Leuchtkraft beizubehalten.
Beschichtung mit hoher Beständigkeit: Nach einer Sandstrahlungsbehandlung aller Bestandteile, damit die Oberfläche porös wird und eine bessere Haftung des Lacks gewährleistet wird, wird die Außenbeschichtung mit einer doppelten Pulverbeschichtung entsprechend dem QUALICOAT-Standard angewendet. Die erste Epoxid-Pulverschicht bietet eine chemische und mechanische Widerstandsfähigkeit, die zweite Pulverendschicht aus Polyester stellt die Beständigkeit gegenüber UV-Strahlen und Witterungseinflüssen sicher.
Die lackierten Oberflächen werden mit basen- und säurehaltigen Reinigungen behandelt, mit entmineralisiertem Wasser gespült und einer Behandlung zur chemischen Konversion unterzogen, um den Oxydationsschutz zu gewährleisten.

Luminaire for outdoor use for installation on the wall with LED light supply.
Bi-emission and mono-emission versions pointing downwards.
Aluminum die-cast body EN AB-47100, low copper content with asymmetrical optics housing: the optics in the lower part is retracted and protected by a shutter to restrict annoying glare and maximize visual comfort. In the bi-emission version, the glass of the closure of the upper optics is flush with the edge of the light in order to prevent water deposits.
The micro-texturized glass diffusers are glued to ensure water resistance and textured to ensure a uniform light beam generated by each single LED, maintaining excellent luminous efficiency.
High-resistance coating: after a sandblasting treatment of all components to make the surface porous and ensure a greater adhesion of the paint, the external coating is applied with a double layer with epoxy powders according to the QUALICOAT standard. The first layer of epoxy powder gives chemical and mechanical resistance, the second finishing layer of polyester powder ensures resistance to UV rays and atmospheric agents.
The painted surfaces are treated with alkaline and acidic washes, then rinsed with demineralized water, subjected to a chemical conversion treatment to protect against oxidation.

Climber 87 Down



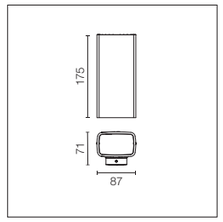

IP 65 · 1.17 Kg · IK 06 · LED INCL

Stromquelle 110/240 V integriert. Mit einem 80-mm-Ausgangskabelteil aus Neopren ausgestattet.
Aufwärts gerichtete Monoemissions-Version auf Anfrage erhältlich.

Integrated 110/240V power supply. Supplied with an 80 mm lenght outgoing neoprene cable.
Upwards, single emission version, available upon request.

Power Led: 7W - 432 lm ≠ *FIXT 387 lm - 2700K/CRI 80 - 110-240V / 7W - 468 lm ≠ *FIXT 419 lm - 3000K/CRI 80 - 110-240V / 7W - 504 lm ≠ *FIXT 451 lm - 4000K/CRI 80 - 110-240V
*FIXT lm = Spot Optic

Optic Spot

2700K

Non Dimmable
- F1110001
- F1110006
- F1110012
- F1110018
- F1110030
- F1110033

1-10V
- F1110001-310
- F1110006-310
- F1110012-310
- F1110018-310
- F1110030-310
- F1110033-310

Dali
- F1110001-300
- F1110006-300
- F1110012-300
- F1110018-300
- F1110030-300
- F1110033-300

3000K

Non Dimmable
- F1112001
- F1112006
- F1112012
- F1112018
- F1112030
- F1112033

1-10V
- F1112001-310
- F1112006-310
- F1112012-310
- F1112018-310
- F1112030-310
- F1112033-310

Dali
- F1112001-300
- F1112006-300
- F1112012-300
- F1112018-300
- F1112030-300
- F1112033-300

4000K

Non Dimmable
- F1114001
- F1114006
- F1114012
- F1114018
- F1114030
- F1114033

1-10V
- F1114001-310
- F1114006-310
- F1114012-310
- F1114018-310
- F1114030-310
- F1114033-310

Dali
- F1114001-300
- F1114006-300
- F1114012-300
- F1114018-300
- F1114030-300
- F1114033-300

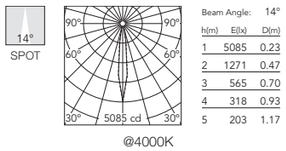

@4000K

Beam Angle:		14°
h(m)	E(lx)	D(m)
1	5085	0.23
2	1271	0.47
3	565	0.70
4	318	0.93
5	203	1.17

Optic Flood

2700K

Non Dimmable
- F1111001
- F1111006
- F1111012
- F1111018
- F1111030
- F1111033

1-10V
- F1111001-310
- F1111006-310
- F1111012-310
- F1111018-310
- F1111030-310
- F1111033-310

Dali
- F1111001-300
- F1111006-300
- F1111012-300
- F1111018-300
- F1111030-300
- F1111033-300

3000K

Non Dimmable
- F1113001
- F1113006
- F1113012
- F1113018
- F1113030
- F1113033

1-10V
- F1113001-310
- F1113006-310
- F1113012-310
- F1113018-310
- F1113030-310
- F1113033-310

Dali
- F1113001-300
- F1113006-300
- F1113012-300
- F1113018-300
- F1113030-300
- F1113033-300

4000K

Non Dimmable
- F1115001
- F1115006
- F1115012
- F1115018
- F1115030
- F1115033

1-10V
- F1115001-310
- F1115006-310
- F1115012-310
- F1115018-310
- F1115030-310
- F1115033-310

Dali
- F1115001-300
- F1115006-300
- F1115012-300
- F1115018-300
- F1115030-300
- F1115033-300

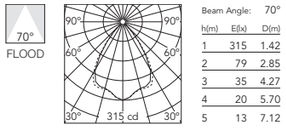

@4000K

Beam Angle:		70°
h(m)	E(lx)	D(m)
1	315	1.42
2	79	2.85
3	35	4.27
4	20	5.70
5	13	7.12

Climber 87 Up&Down



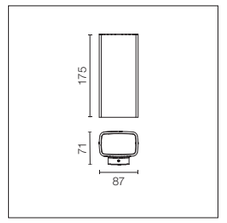

IP 65 · 1.25 Kg · IK 06 · LED INCL

Stromquelle 110/240 V integriert. Mit einem 80-mm-Ausgangskabelteil aus Neopren ausgestattet.

Integrated 110/240V power supply. Supplied with an 80 mm lenght outgoing neoprene cable.

Power Led: 12W - 2x432 lm ≠ *FIXT 2x392 lm - 2700K/CRI 80 - 110-240V / 12W - 2x468 lm ≠ *FIXT 2x425 lm - 3000K/CRI 80 - 110-240V / 12W - 2x504 lm ≠ *FIXT 2x458 lm - 4000K/CRI 80 - 110-240V
*FIXT lm = Spot Optic

Optic Spot

2700K

Non Dimmable
- F1116001
- F1116006
- F1116012
- F1116018
- F1116030
- F1116033

1-10V
- F1116001-310
- F1116006-310
- F1116012-310
- F1116018-310
- F1116030-310
- F1116033-310

Dali
- F1116001-300
- F1116006-300
- F1116012-300
- F1116018-300
- F1116030-300
- F1116033-300

3000K

Non Dimmable
- F1118001
- F1118006
- F1118012
- F1118018
- F1118030
- F1118033

1-10V
- F1118001-310
- F1118006-310
- F1118012-310
- F1118018-310
- F1118030-310
- F1118033-310

Dali
- F1118001-300
- F1118006-300
- F1118012-300
- F1118018-300
- F1118030-300
- F1118033-300

4000K

Non Dimmable
- F1120001
- F1120006
- F1120012
- F1120018
- F1120030
- F1120033

1-10V
- F1120001-310
- F1120006-310
- F1120012-310
- F1120018-310
- F1120030-310
- F1120033-310

Dali
- F1120001-300
- F1120006-300
- F1120012-300
- F1120018-300
- F1120030-300
- F1120033-300

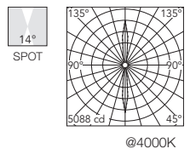

@4000K

Beam Angle DIR:		14°
h(m)	E(lx)	D(m)
1	5088	0.23
2	1272	0.47
3	565	0.70
4	318	0.93
5	204	1.17

Optic Flood

2700K

Non Dimmable
- F1117001
- F1117006
- F1117012
- F1117018
- F1117030
- F1117033

1-10V
- F1117001-310
- F1117006-310
- F1117012-310
- F1117018-310
- F1117030-310
- F1117033-310

Dali
- F1117001-300
- F1117006-300
- F1117012-300
- F1117018-300
- F1117030-300
- F1117033-300

3000K

Non Dimmable
- F1119001
- F1119006
- F1119012
- F1119018
- F1119030
- F1119033

1-10V
- F1119001-310
- F1119006-310
- F1119012-310
- F1119018-310
- F1119030-310
- F1119033-310

Dali
- F1119001-300
- F1119006-300
- F1119012-300
- F1119018-300
- F1119030-300
- F1119033-300

4000K

Non Dimmable
- F1121001
- F1121006
- F1121012
- F1121018
- F1121030
- F1121033

1-10V
- F1121001-310
- F1121006-310
- F1121012-310
- F1121018-310
- F1121030-310
- F1121033-310

Dali
- F1121001-300
- F1121006-300
- F1121012-300
- F1121018-300
- F1121030-300
- F1121033-300

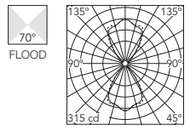

@4000K

Beam Angle DIR:		70°
h(m)	E(lx)	D(m)
1	315	1.42
2	79	2.85
3	35	4.27
4	20	5.70
5	13	7.12

Climber 87: Zubehörteile / Accessories

Überspannungsschutzgerät. 275 Vac. Maximaler Entladestrom 10KA (8 / 20µs). Maximaler Betriebsstrom 5A. Geeignet für Reihenschaltung. IP66.

Surge protection device. 275Vac. Maximum discharge current 10KA (8/20µs). Maximum operating current 5A. Suitable for series connection. IP66.

F990E00A000



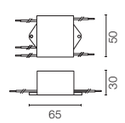

Climber 175 Down



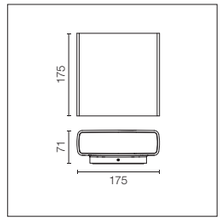

IK 04 · IP 65 · 2,13 Kg · LED INCL

Stromquelle 110/240 V integriert. Mit einem 80-mm-Ausgangskabelteil aus Neopren ausgestattet.
Aufwärts gerichtete Monoemissions-Version auf Anfrage erhältlich.

Integrated 110/240V power supply. Supplied with an 80 mm lenght outgoing neoprene cable.
Upwards, single emission version, available upon request.

Power Led: 12W - 864 lm ≠ *FIXT 721 lm - 2700K/CRI 80 - 110-240V / 12W - 936 lm ≠ *FIXT 781 lm - 3000K/CRI 80 - 110-240V / 12W - 1008 lm ≠ *FIXT 841 lm - 4000K/CRI 80 - 110-240V
*FIXT lm = Spot Optic

Optic Spot

2700K
Non Dimmable
- F1140001
- F1140006
- F1140012
- F1140018
- F1140030
- F1140033

1-10V
- F1140001-310
- F1140006-310
- F1140012-310
- F1140018-310
- F1140030-310
- F1140033-310

Dali
- F1140001-300
- F1140006-300
- F1140012-300
- F1140018-300
- F1140030-300
- F1140033-300

3000K
Non Dimmable
- F1142001
- F1142006
- F1142012
- F1142018
- F1142030
- F1142033

1-10V
- F1142001-310
- F1142006-310
- F1142012-310
- F1142018-310
- F1142030-310
- F1142033-310

Dali
- F1142001-300
- F1142006-300
- F1142012-300
- F1142018-300
- F1142030-300
- F1142033-300

4000K
Non Dimmable
- F1144001
- F1144006
- F1144012
- F1144018
- F1144030
- F1144033

1-10V
- F1144001-310
- F1144006-310
- F1144012-310
- F1144018-310
- F1144030-310
- F1144033-310

Dali
- F1144001-300
- F1144006-300
- F1144012-300
- F1144018-300
- F1144030-300
- F1144033-300

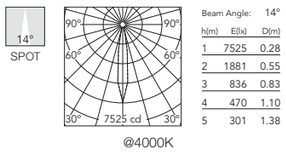

@4000K

Beam Angle:		14°
h(m)	E(lx)	D(m)
1	7525	0.28
2	1881	0.55
3	836	0.83
4	470	1.10
5	301	1.38

Optic Flood

2700K
Non Dimmable
- F1141001
- F1141006
- F1141012
- F1141018
- F1141030
- F1141033

1-10V
- F1141001-310
- F1141006-310
- F1141012-310
- F1141018-310
- F1141030-310
- F1141033-310

Dali
- F1141001-300
- F1141006-300
- F1141012-300
- F1141018-300
- F1141030-300
- F1141033-300

3000K
Non Dimmable
- F1143001
- F1143006
- F1143012
- F1143018
- F1143030
- F1143033

1-10V
- F1143001-310
- F1143006-310
- F1143012-310
- F1143018-310
- F1143030-310
- F1143033-310

Dali
- F1143001-300
- F1143006-300
- F1143012-300
- F1143018-300
- F1143030-300
- F1143033-300

4000K
Non Dimmable
- F1145001
- F1145006
- F1145012
- F1145018
- F1145030
- F1145033

1-10V
- F1145001-310
- F1145006-310
- F1145012-310
- F1145018-310
- F1145030-310
- F1145033-310

Dali
- F1145001-300
- F1145006-300
- F1145012-300
- F1145018-300
- F1145030-300
- F1145033-300

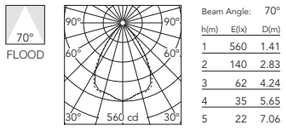

@4000K

Beam Angle:		70°
h(m)	E(lx)	D(m)
1	560	1.41
2	140	2.83
3	62	4.24
4	35	5.65
5	22	7.06

Climber 175 Up&Down



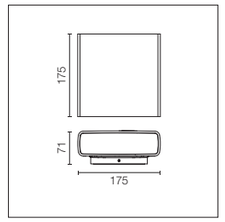

IK 04 · IP 65 · 2,20 Kg · LED INCL

Stromquelle 220/240 V integriert. Mit einem 80-mm-Ausgangskabelteil aus Neopren ausgestattet.

Integrated 220/240V power supply. Supplied with an 80 mm lenght outgoing neoprene cable.

Power Led: 21W - 2x864 lm ≠ *FIXT 2x739 lm - 2700K/CRI 80 - 220-240V / 21W - 2x936 lm ≠ *FIXT 2x800 lm - 3000K/CRI 80 - 220-240V / 21W - 2x1008 lm ≠ *FIXT 2x862 lm - 4000K/CRI 80 - 220-240V
*FIXT lm = Spot Optic

Optic Spot

2700K
Non Dimmable
- F1146001
- F1146006
- F1146012
- F1146018
- F1146030
- F1146033

1-10V
- F1146001-310
- F1146006-310
- F1146012-310
- F1146018-310
- F1146030-310
- F1146033-310

Dali
- F1146001-300
- F1146006-300
- F1146012-300
- F1146018-300
- F1146030-300
- F1146033-300

3000K
Non Dimmable
- F1148001
- F1148006
- F1148012
- F1148018
- F1148030
- F1148033

1-10V
- F1148001-310
- F1148006-310
- F1148012-310
- F1148018-310
- F1148030-310
- F1148033-310

Dali
- F1148001-300
- F1148006-300
- F1148012-300
- F1148018-300
- F1148030-300
- F1148033-300

4000K
Non Dimmable
- F1150001
- F1150006
- F1150012
- F1150018
- F1150030
- F1150033

1-10V
- F1150001-310
- F1150006-310
- F1150012-310
- F1150018-310
- F1150030-310
- F1150033-310

Dali
- F1150001-300
- F1150006-300
- F1150012-300
- F1150018-300
- F1150030-300
- F1150033-300

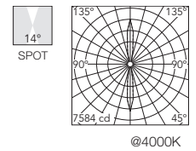

@4000K

Beam Angle DIR:		14°
h(m)	E(lx)	D(m)
1	7584	0.28
2	1896	0.55
3	843	0.83
4	474	1.10
5	303	1.38

Optic Flood

2700K
Non Dimmable
- F1147001
- F1147006
- F1147012
- F1147018
- F1147030
- F1147033

1-10V
- F1147001-310
- F1147006-310
- F1147012-310
- F1147018-310
- F1147030-310
- F1147033-310

Dali
- F1147001-300
- F1147006-300
- F1147012-300
- F1147018-300
- F1147030-300
- F1147033-300

3000K
Non Dimmable
- F1149001
- F1149006
- F1149012
- F1149018
- F1149030
- F1149033

1-10V
- F1149001-310
- F1149006-310
- F1149012-310
- F1149018-310
- F1149030-310
- F1149033-310

Dali
- F1149001-300
- F1149006-300
- F1149012-300
- F1149018-300
- F1149030-300
- F1149033-300

4000K
Non Dimmable
- F1151001
- F1151006
- F1151012
- F1151018
- F1151030
- F1151033

1-10V
- F1151001-310
- F1151006-310
- F1151012-310
- F1151018-310
- F1151030-310
- F1151033-310

Dali
- F1151001-300
- F1151006-300
- F1151012-300
- F1151018-300
- F1151030-300
- F1151033-300

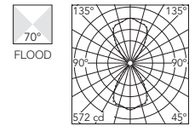

@4000K

Beam Angle DIR:		70°
h(m)	E(lx)	D(m)
1	572	1.41
2	143	2.82
3	64	4.23
4	36	5.64
5	23	7.06

Climber 175: Zubehörteile / Accessories

Überspannungsschutzgerät. 275 Vac. Maximaler Entladestrom 10KA (8 / 20µs). Maximaler Betriebsstrom 5A. Geeignet für Reihenschaltung. IP66.

Surge protection device. 275Vac. Maximum discharge current 10KA (8/20µs). Maximum operating current 5A. Suitable for series connection. IP66.

F990E00A000



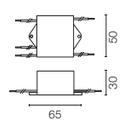

Climber 275 Down



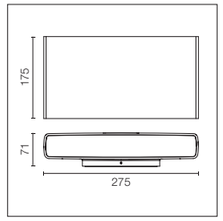

IK 05 · IP 65 · 3,11 Kg · LED INCL

Stromquelle 110/240 V integriert. Mit einem 80-mm-Ausgangskabelteil aus Neopren ausgestattet.
Aufwärts gerichtete Monoemissions-Version auf Anfrage erhältlich.

Integrated 110/240V power supply. Supplied with an 80 mm lenght outgoing neoprene cable.
Upwards, single emission version, available upon request.

Power Led: 21W - 1728 lm ≠ *FIXT 1240 lm - 2700K/CRI 80 - 220-240V / 21W - 1872 lm ≠ *FIXT 1344 lm - 3000K/CRI 80 - 220-240V / 21W - 2016 lm ≠ *FIXT 1447 lm - 4000K/CRI 80 - 220-240V
*FIXT lm = Spot Optic

Optic Spot

2700K

Non Dimmable
- F1170001
- F1170006
- F1170012
- F1170018
- F1170030
- F1170033

1-10V
- F1170001-310
- F1170006-310
- F1170012-310
- F1170018-310
- F1170030-310
- F1170033-310

Dali
- F1170001-300
- F1170006-300
- F1170012-300
- F1170018-300
- F1170030-300
- F1170033-300

3000K

Non Dimmable
- F1172001
- F1172006
- F1172012
- F1172018
- F1172030
- F1172033

1-10V
- F1172001-310
- F1172006-310
- F1172012-310
- F1172018-310
- F1172030-310
- F1172033-310

Dali
- F1172001-300
- F1172006-300
- F1172012-300
- F1172018-300
- F1172030-300
- F1172033-300

4000K

Non Dimmable
- F1174001
- F1174006
- F1174012
- F1174018
- F1174030
- F1174033

1-10V
- F1174001-310
- F1174006-310
- F1174012-310
- F1174018-310
- F1174030-310
- F1174033-310

Dali
- F1174001-300
- F1174006-300
- F1174012-300
- F1174018-300
- F1174030-300
- F1174033-300

14° SPOT



@4000K

Beam Angle:		14°
h(m)	E(lx)	D(m)
1	18029	0.22
2	4507	0.44
3	2003	0.66
4	1127	0.87
5	721	1.09

Optic Flood

2700K

Non Dimmable
- F1171001
- F1171006
- F1171012
- F1171018
- F1171030
- F1171033

1-10V
- F1171001-310
- F1171006-310
- F1171012-310
- F1171018-310
- F1171030-310
- F1171033-310

Dali
- F1171001-300
- F1171006-300
- F1171012-300
- F1171018-300
- F1171030-300
- F1171033-300

3000K

Non Dimmable
- F1173001
- F1173006
- F1173012
- F1173018
- F1173030
- F1173033

1-10V
- F1173001-310
- F1173006-310
- F1173012-310
- F1173018-310
- F1173030-310
- F1173033-310

Dali
- F1173001-300
- F1173006-300
- F1173012-300
- F1173018-300
- F1173030-300
- F1173033-300

4000K

Non Dimmable
- F1175001
- F1175006
- F1175012
- F1175018
- F1175030
- F1175033

1-10V
- F1175001-310
- F1175006-310
- F1175012-310
- F1175018-310
- F1175030-310
- F1175033-310

Dali
- F1175001-300
- F1175006-300
- F1175012-300
- F1175018-300
- F1175030-300
- F1175033-300

70° FLOOD

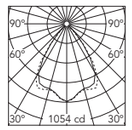

@4000K

Beam Angle:		70°
h(m)	E(lx)	D(m)
1	1054	1.45
2	263	2.89
3	117	4.34
4	66	5.78
5	42	7.23

Climber 275 Up&Down



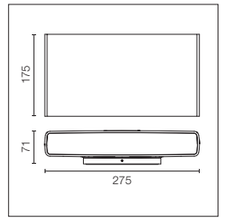

IK 05 · IP 65 · 3,25 Kg · LED INCL

Stromquelle 220/240 V integriert. Mit einem 80-mm-Ausgangskabelteil aus Neopren ausgestattet.

Integrated 220/240V power supply. Supplied with an 80 mm lenght outgoing neoprene cable.

Power Led: 40W - 2x1728 lm ≠ *FIXT 2x1264 lm - 2700K/CRI 80 - 220-240V / 40W - 2x1872 lm ≠ *FIXT 2x1370 lm - 3000K/CRI 80 - 220-240V / 40W - 2x2016 lm ≠ *FIXT 2x1475 lm - 4000K/CRI 80 - 220-240V
*FIXT lm = Spot Optic

Optic Spot

2700K

Non Dimmable
- F1176001
- F1176006
- F1176012
- F1176018
- F1176030
- F1176033

1-10V
- F1176001-310
- F1176006-310
- F1176012-310
- F1176018-310
- F1176030-310
- F1176033-310

Dali
- F1176001-300
- F1176006-300
- F1176012-300
- F1176018-300
- F1176030-300
- F1176033-300

3000K

Non Dimmable
- F1178001
- F1178006
- F1178012
- F1178018
- F1178030
- F1178033

1-10V
- F1178001-310
- F1178006-310
- F1178012-310
- F1178018-310
- F1178030-310
- F1178033-310

Dali
- F1178001-300
- F1178006-300
- F1178012-300
- F1178018-300
- F1178030-300
- F1178033-300

4000K

Non Dimmable
- F1180001
- F1180006
- F1180012
- F1180018
- F1180030
- F1180033

1-10V
- F1180001-310
- F1180006-310
- F1180012-310
- F1180018-310
- F1180030-310
- F1180033-310

Dali
- F1180001-300
- F1180006-300
- F1180012-300
- F1180018-300
- F1180030-300
- F1180033-300

14° SPOT

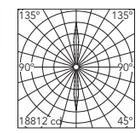

@4000K

Beam Angle DIR:		14°
h(m)	E(lx)	D(m)
1	18812	0.22
2	4703	0.44
3	2090	0.66
4	1176	0.87
5	752	1.09

Optic Flood

2700K

Non Dimmable
- F1177001
- F1177006
- F1177012
- F1177018
- F1177030
- F1177033

1-10V
- F1177001-310
- F1177006-310
- F1177012-310
- F1177018-310
- F1177030-310
- F1177033-310

Dali
- F1177001-300
- F1177006-300
- F1177012-300
- F1177018-300
- F1177030-300
- F1177033-300

3000K

Non Dimmable
- F1179001
- F1179006
- F1179012
- F1179018
- F1179030
- F1179033

1-10V
- F1179001-310
- F1179006-310
- F1179012-310
- F1179018-310
- F1179030-310
- F1179033-310

Dali
- F1179001-300
- F1179006-300
- F1179012-300
- F1179018-300
- F1179030-300
- F1179033-300

4000K

Non Dimmable
- F1181001
- F1181006
- F1181012
- F1181018
- F1181030
- F1181033

1-10V
- F1181001-310
- F1181006-310
- F1181012-310
- F1181018-310
- F1181030-310
- F1181033-310

Dali
- F1181001-300
- F1181006-300
- F1181012-300
- F1181018-300
- F1181030-300
- F1181033-300

70° FLOOD

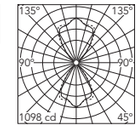

@4000K

Beam Angle DIR:		70°
h(m)	E(lx)	D(m)
1	1098	1.45
2	274	2.89
3	122	4.34
4	69	5.78
5	44	7.23

Climber 275: Zubehörteile / Accessories

Überspannungsschutzgerät. 275 Vac. Maximaler Entladestrom 10KA (8 / 20µs). Maximaler Betriebsstrom 5A. Geeignet für Reihenschaltung. IP66.

Surge protection device. 275Vac. Maximum discharge current 10KA (8/20µs). Maximum operating current 5A. Suitable for series connection. IP66.

F990E00A000



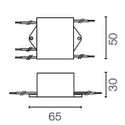

Heavy Metal





Heavy Metal Spot





Heavy Metal Wall 1

Familie / Family

Heavy Metal Spot 1



Power Led
up to 3,4W
up to 138 lm - 2700K/CRI 80
up to 149 lm - 3000K/CRI 80
up to 155 lm - 4000K/CRI 80
* Net lumen output

Power Led
up to 4,5W
up to 246 lm - 2700K/CRI 80
up to 267 lm - 3000K/CRI 80
up to 277 lm - 4000K/CRI 80
* Net lumen output

Heavy Metal Spot 2



Power Led
up to 5,9W
up to 364 lm - 2700K/CRI 80
up to 395 lm - 3000K/CRI 80
up to 410 lm - 4000K/CRI 80
* Net lumen output

Heavy Metal Wall 1



Power Led
up to 3,4W
up to 138 lm - 2700K/CRI 80
up to 149 lm - 3000K/CRI 80
up to 155 lm - 4000K/CRI 80
* Net lumen output

Power Led
up to 4,5W
up to 246 lm - 2700K/CRI 80
up to 267 lm - 3000K/CRI 80
up to 277 lm - 4000K/CRI 80
* Net lumen output

Heavy Metal Wall 2
Mono / Double



Power Led
up to 3,4W
up to 138 lm - 2700K/CRI 80
up to 149 lm - 3000K/CRI 80
up to 155 lm - 4000K/CRI 80
* Net lumen output

Power Led
up to 4,5W
up to 246 lm - 2700K/CRI 80
up to 267 lm - 3000K/CRI 80
up to 277 lm - 4000K/CRI 80
* Net lumen output

Power Led
up to 6,8W
up to 2x138 lm - 2700K/CRI 80
up to 2x149 lm - 3000K/CRI 80
up to 2x155 lm - 4000K/CRI 80
* Net lumen output

Power Led
up to 9W
up to 2x246 lm - 2700K/CRI 80
up to 2x267 lm - 3000K/CRI 80
up to 2x277 lm - 4000K/CRI 80
* Net lumen output

Heavy Metal Wall 3
Mono / Double



Mid-Power Led
up to 2,5W
up to 125 lm - 2700K/CRI 80
up to 134 lm - 3000K/CRI 80
up to 142 lm - 4000K/CRI 80
* Net lumen output

Mid-Power Led
up to 5W
up to 2x125 lm - 2700K/CRI 80
up to 2x134 lm - 3000K/CRI 80
up to 2x142 lm - 4000K/CRI 80
* Net lumen output

Ausführungen / Colours

01 White



06 Grey



12 Forest Green



18 Deep Brown



30 Black



33 Anthracite

Beschreibung / Description

Komplette Leuchtenfamilie mit LED-Lichtquelle, in verschiedenen Ausführungen erhältlich, mit doppelschichtiger Pulverbeschichtung und chemischer Oberflächenbehandlung, um eine hohe Korrosionsbeständigkeit zu gewährleisten. Die Befestigungsschrauben sind aus Edelstahl AISI 316L gefertigt.

Heavy Metal Spot
Ultrakompakter, verstellbarer Projektor für die Boden-, Wand- oder Deckenmontage, mit separat zu bestellendem Pfosten. Erhältlich in zwei Größen (50x50 mm und 70x70 mm) und mit verschiedenen Abstrahlwinkeln, um unterschiedliche Beleuchtungsanforderungen zu erfüllen. Struktur aus gedrehtem Aluminium, Legierung EN AW 6060 und Befestigungsbügel aus Edelstahl AISI 316L, passend zu den Oberflächen der Leuchte, für ein perfektes Gesamtbild. Der Befestigungsbügel erlaubt eine Neigung von 180° in der vertikalen Achse und eine Neigung von weniger als 20° in der horizontalen Achse, um den Lichtstrahl je nach Bedarf zu lenken. Extraklarer Glas-Diffusor mit Siebdruckkante, mit einem Roboterklebesystem befestigt. 24 V Gleichstrom Leuchte mit Fernstromversorgung, die separat bestellt werden muss.

Heavy Metal Wall 1
Wandleuchte. Erhältlich mit monodirektionalem oder bidirektionalem Lichtaustritt und mit verschiedenen Abstrahlwinkeln, um unterschiedliche Beleuchtungsanforderungen zu erfüllen. Gehäuse aus gedrehtem Aluminium, EN AW 6060 Legierung. Wandbefestigungsplatte aus Edelstahl AISI 316L. Extraklarer Glas-Diffusor mit Siebdruckkante, mit einem Roboterklebesystem befestigt. 24 V Gleichstrom Leuchte mit Fernstromversorgung, die separat bestellt werden muss.

Heavy Metal Wall 2
Wandleuchte. Erhältlich mit monodirektionalem oder bidirektionalem Lichtaustritt und mit verschiedenen Abstrahlwinkeln, um unterschiedliche Beleuchtungsanforderungen zu erfüllen. Gehäuse aus gedrehtem Aluminium, EN AW 6060 Legierung. Wandbefestigungsplatte aus Edelstahl AISI 316L. Extraklarer Glas-Diffusor mit Siebdruckkante, mit einem Roboterklebesystem befestigt. 24 V Gleichstrom Leuchte mit Fernstromversorgung, die separat bestellt werden muss.

Heavy Metal Wall 3
Wandleuchte. Erhältlich mit monodirektionalem oder bidirektionalem Lichtaustritt und einem weichen und diffusen Abstrahlwinkel. Gehäuse aus gedrehtem Aluminium, EN AW 6060 Legierung. Wandbefestigungsplatte aus Edelstahl AISI 316L. Mattierter Glas-Diffusor mit Siebdruckkante, mit einem Roboterklebesystem befestigt. 24 V Gleichstrom Leuchte mit Fernstromversorgung, die separat bestellt werden muss. Für eine einfache Installation ist eine 3-Modul-Anschlussdose (Modell 503), in dem auch eine einzelne IP-65-Stromversorgung untergebracht werden kann, optional erhältlich.

Complete family of luminaries with LED light source, available in different finishes with a double layer coating and a chemical conversion surface treatment to guarantee high resistance to corrosion. The fixing screws are made of AISI 316L stainless steel.

Heavy Metal Spot
Ultra-compact, adjustable projector, designed for ground, wall or ceiling installation, and a post to be ordered separately. Available in two sizes (50x50 mm and 70x70 mm) and with different beam angles to meet different lighting requirements. Turned aluminium structure, EN AW 6060 alloy and AISI 316L stainless steel fixing bracket matching the luminaire finishes for a perfect overall look. The fixing bracket allows an orientation of 180° on the vertical axis and an orientation of less than 20° on the horizontal axis in order to direct the light beam according to requirements. Extra clear glass diffuser with silkscreen border, fixed through a robotic gluing system 24V dc luminaire powered by a remote power supply to be ordered separately.

Heavy Metal Wall 1
Wall luminaire. Available with monodirectional or bidirectional light emission and with different beam angles to meet different lighting requirements. Turned aluminium body, EN AW 6060 alloy. Stainless steel AISI 316L wall fixing plate. Extra clear glass diffuser with silkscreen border, fixed through a robotic gluing system. 24V dc luminaire powered by a remote power supply to be ordered separately.

Heavy Metal Wall 2
Wall luminaire. Available with monodirectional or bidirectional light emission and with different beam angles to meet different lighting requirements. Turned aluminium body, EN AW 6060 alloy. Stainless steel AISI 316L wall fixing plate. Extra clear glass diffuser with silkscreen border, fixed through a robotic gluing system. 24V dc luminaire powered by a remote power supply to be ordered separately.

Heavy Metal Wall 3
Wall luminaire. Available with monodirectional or bidirectional light emission and a smooth and diffuse beam angle. Turned aluminium body, EN AW 6060 alloy. Stainless steel AISI 316L wall fixing plate. Frosted glass diffuser with silkscreen border, fixed through a robotic gluing system. 24V dc luminaire powered by a remote power supply to be ordered separately. For easy installation, a 3 modules junction box (model 503), where a single IP 65 power supply can also be placed, is available as an option.

Heavy Metal Spot 1



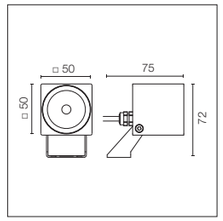

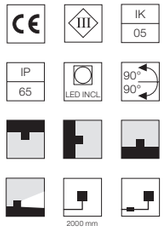

Inklusive LED-Quelle. Die elektrische Fernstromversorgung 24 V Gleichstrom ON/OFF muss separat bestellt werden. Inklusive Wandbefestigungsbügel. Ausgestattet mit einem 2 m überstehenden Neoprenkabel und einem Set mit Crimpverbindern und selbstklebenden Schrumpfschläuchen, die die Dichtigkeit des Anschlusses garantieren.
Extraklares transparentes Glas.

LED source included. Electric remote 24V dc ON/OFF power supply to be ordered separately. Wall fixing bracket included. The luminaire is equipped with a protruding, neoprene, 250 mm cable and a wiring kit with crimp connectors and adhesive heat-shrink tubing guaranteeing the water tightness of the connection.
Extra clear transparent glass.

Optic Spot 10°

Power Led: 3,4W - 199 lm ≠ OUTPUT 138 lm - 2700K/CRI 80 - 24Vdc / 3,4W - 215 lm ≠ OUTPUT 149 lm - 3000K/CRI 80 - 24Vdc / 3,4W - 224 lm ≠ OUTPUT 155 lm - 4000K/CRI 80 - 24Vdc

2700K	3000K	4000K
○ FA50900501	○ FA50900301	○ FA50900201
● FA50900506	● FA50900306	● FA50900206
● FA50900512	● FA50900312	● FA50900212
● FA50900518	● FA50900318	● FA50900218
● FA50900530	● FA50900330	● FA50900230
● FA50900533	● FA50900333	● FA50900233

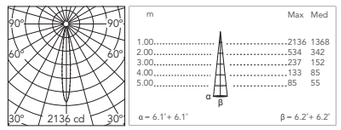

@ 3000K

Optic Medium 30°

Power Led: 3,4W - 199 lm ≠ OUTPUT 121 lm - 2700K/CRI 80 - 24Vdc / 3,4W - 215 lm ≠ OUTPUT 131 lm - 3000K/CRI 80 - 24Vdc / 3,4W - 224 lm ≠ OUTPUT 136 lm - 4000K/CRI 80 - 24Vdc

2700K	3000K	4000K
○ FA50901501	○ FA50901301	○ FA50901201
● FA50901506	● FA50901306	● FA50901206
● FA50901512	● FA50901312	● FA50901212
● FA50901518	● FA50901318	● FA50901218
● FA50901530	● FA50901330	● FA50901230
● FA50901533	● FA50901333	● FA50901233

@ 3000K

* Maximale Leuchten pro Stromversorgung / Maximum number of luminaires per power supply.

Maximale Leuchten pro Stromversorgung (220÷ 240 V). Diese Angaben müssen unter Berücksichtigung der spezifischen Installationsbedingungen überprüft werden.

Maximum number of luminaires per power supply. (220÷240 V). These data must be checked taking into account the specific installation conditions.

Acc. RF25754	1	Acc. RF25752	3
Acc. RF25748	1	Acc. RF25755	9
Acc. RF25747	2	Acc. RF25749	17
Acc. RF25757	2		

Heavy Metal HP Spot 1



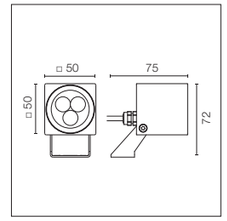



Inklusive LED-Quelle. Die elektrische Fernstromversorgung 24 V Gleichstrom ON/OFF muss separat bestellt werden. Inklusive Wandbefestigungsbügel. Ausgestattet mit einem 2 m überstehenden Neoprenkabel und einem Set mit Crimpverbindern und selbstklebenden Schrumpfschläuchen, die die Dichtigkeit des Anschlusses garantieren.
Extraklares transparentes Glas.

LED source included. Electric remote 24V dc ON/OFF power supply to be ordered separately. Wall fixing bracket included. The luminaire is equipped with a protruding, neoprene, 250 mm cable and a wiring kit with crimp connectors and adhesive heat-shrink tubing guaranteeing the water tightness of the connection.
Extra clear transparent glass.

Optic Spot 10°

Power Led: 4,5W - 331 lm ≠ OUTPUT 246 lm - 2700K/CRI 80 - 24Vdc / 4,5W - 359 lm ≠ OUTPUT 267 lm - 3000K/CRI 80 - 24Vdc / 4,5W - 373 lm ≠ OUTPUT 277 lm - 4000K/CRI 80 - 24Vdc

2700K	3000K	4000K
○ FA50902501	○ FA50902301	○ FA50902201
● FA50902506	● FA50902306	● FA50902206
● FA50902512	● FA50902312	● FA50902212
● FA50902518	● FA50902318	● FA50902218
● FA50902530	● FA50902330	● FA50902230
● FA50902533	● FA50902333	● FA50902233

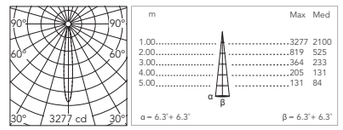

@ 3000K

Optic Medium 30°

Power Led: 4,5W - 331 lm ≠ OUTPUT 218 lm - 2700K/CRI 80 - 24Vdc / 4,5W - 359 lm ≠ OUTPUT 236 lm - 3000K/CRI 80 - 24Vdc / 4,5W - 373 lm ≠ OUTPUT 245 lm - 4000K/CRI 80 - 24Vdc

2700K	3000K	4000K
○ FA50903501	○ FA50903301	○ FA50903201
● FA50903506	● FA50903306	● FA50903206
● FA50903512	● FA50903312	● FA50903212
● FA50903518	● FA50903318	● FA50903218
● FA50903530	● FA50903330	● FA50903230
● FA50903533	● FA50903333	● FA50903233

@ 3000K

* Maximale Leuchten pro Stromversorgung / Maximum number of luminaires per power supply.

Maximale Leuchten pro Stromversorgung (220÷ 240 V). Diese Angaben müssen unter Berücksichtigung der spezifischen Installationsbedingungen überprüft werden.

Maximum number of luminaires per power supply. (220÷240 V). These data must be checked taking into account the specific installation conditions.

Acc. RF25754	1	Acc. RF25757	2
Acc. RF25748	1	Acc. RF25755	7
Acc. RF25747	2	Acc. RF25749	14

Heavy Metal Spot 2



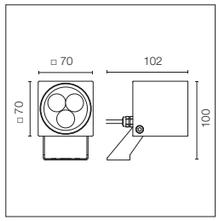

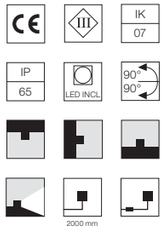

Inklusive LED-Quelle. Die elektrische Fernstromversorgung 24 V Gleichstrom ON/OFF muss separat bestellt werden. Inklusive Wandbefestigungsbügel. Ausgestattet mit einem 2 m überstehenden Neoprenkabel und einem Set mit Crimpverbindern und selbstklebenden Schrumpfschläuchen, die die Dichtigkeit des Anschlusses garantieren.
Extraklares transparentes Glas.

LED source included. Electric remote 24V dc ON/OFF power supply to be ordered separately. Wall fixing bracket included. The luminaire is equipped with a protruding, neoprene, 250 mm cable and a wiring kit with crimp connectors and adhesive heat-shrink tubing guaranteeing the water tightness of the connection.
Extra clear transparent glass.

Optic Spot 10°

Power Led: 5,9W - 431 lm ≠ OUTPUT 359 lm - 2700K/CRI 80 - 24Vdc / 5,9W - 466 lm ≠ OUTPUT 389 lm - 3000K/CRI 80 - 24Vdc / 5,9W - 484 lm ≠ OUTPUT 404 lm - 4000K/CRI 80 - 24Vdc

2700K	3000K	4000K
○ FA50904501	○ FA50904301	○ FA50904201
● FA50904506	● FA50904306	● FA50904206
● FA50904512	● FA50904312	● FA50904212
● FA50904518	● FA50904318	● FA50904218
● FA50904530	● FA50904330	● FA50904230
● FA50904533	● FA50904333	● FA50904233

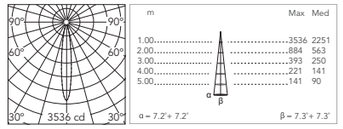

@ 3000K

Optic Medium 30°

Power Led: 5,9W - 431 lm ≠ OUTPUT 364 lm - 2700K/CRI 80 - 24Vdc / 5,9W - 466 lm ≠ OUTPUT 395 lm - 30 00K/CRI 80 - 24Vdc / 5,9W - 484 lm ≠ OUTPUT 410 lm - 4000K/CRI 80 - 24Vdc

2700K	3000K	4000K
○ FA50906501	○ FA50906301	○ FA50906201
● FA50906506	● FA50906306	● FA50906206
● FA50906512	● FA50906312	● FA50906212
● FA50906518	● FA50906318	● FA50906218
● FA50906530	● FA50906330	● FA50906230
● FA50906533	● FA50906333	● FA50906233

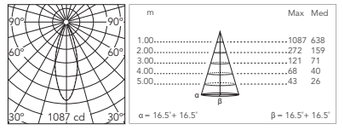

@ 3000K

Optic Flood 50°

Power Led: 5,9W - 431 lm ≠ OUTPUT 329 lm - 2700K/CRI 80 - 24Vdc / 5,9W - 466 lm ≠ OUTPUT 357 lm - 30 00K/CRI 80 - 24Vdc / 5,9W - 484 lm ≠ OUTPUT 371 lm - 4000K/CRI 80 - 24Vdc

2700K	3000K	4000K
○ FA50905501	○ FA50905301	○ FA50905201
● FA50905506	● FA50905306	● FA50905206
● FA50905512	● FA50905312	● FA50905212
● FA50905518	● FA50905318	● FA50905218
● FA50905530	● FA50905330	● FA50905230
● FA50905533	● FA50905333	● FA50905233

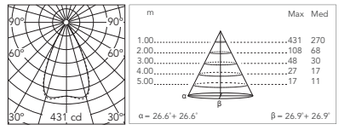

@ 3000K

* Maximale Leuchten pro Stromversorgung / Maximum number of luminaires per power supply.

Maximale Leuchten pro Stromversorgung (220÷ 240 V). Diese Angaben müssen unter Berücksichtigung der spezifischen Installationsbedingungen überprüft werden.

Maximum number of luminaires per power supply. (220÷240 V). These data must be checked taking into account the specific installation conditions.

Acc. RF25747	1	Acc. RF25755	6
Acc. RF25757	1	Acc. RF25749	12
Acc. RF25752	2		

Heavy Metal Spot: Zubehörteile / Accessories

Erdspieß.	Ground spike.	FA136	 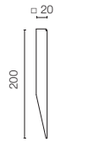

Heavy Metal Spoti: Treiber / Drivers

Stromversorgung Doppelfunktion Vout 24V Gleichstrom: 8 W/100÷240 V Iout 350 ma: 6x1 W /100÷240 V IP20 Klasse II Selv Eq.	Power supply dual function Vout 24Vdc: 8W/100÷240V Iout 350ma: 6x1W/100÷240V IP20 Class II Selv Eq.	*RF25754	 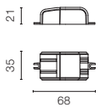
Netzgerät 24V 8W / 110-240V IP65 Klasse II selv.	Power supply 24V 8W / 110-240V IP65 Class II selv.	*RF25748	 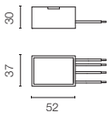
Netzgerät 24V 10W / 110-240V IP20 Klasse II selv.	Power supply 24V 10W /110-240V IP20 Class II selv.	*RF25747	 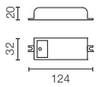
Netzgerät 24V 10W / 110-240V IP67 Klasse II selv.	Power supply 24V 10W / 110-240V IP67 Class II selv.	*RF25757	 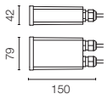
Netzgerät für den Ferneinbau 24Vdc 20W / 220- 240V IP67 Klasse II selv.	Power supply for remote installation 24Vdc 20W / 220-240V IP67 Class II selv.	*RF25752	 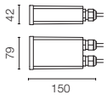
Netzgerät 24Vdc 35W / 120-270V IP67 Klasse II selv.	Power supply 24Vdc 35W / 120-270V IP67 Class II selv.	F990B23AZ00	 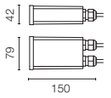
Netzgerät 24Vdc 50W / 120-240V IP67 Klasse II selv.	Power supply 24Vdc 50W / 120-240V IP67 Class II selv.	*RF25755	 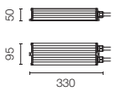
Netzgerät 24Vdc 70W / 220-240V IP67 Klasse II selv.	Power supply 24Vdc 70W / 220-240V IP67 Class II selv.	*RF25749	 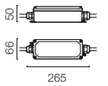

Heavy Metal Wall 1



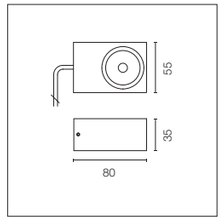

IP 65 · IK 05 · LED INCL · 200 mm

Inklusive LED-Quelle. Die elektrische Fernstromversorgung 24 V Gleichstrom ON/OFF muss separat bestellt werden. Inklusive Wandbefestigungsbügel. Ausgestattet mit einem 2 m überstehenden Neoprenkabel und einem Set mit Crimpverbindern und selbstklebenden Schrumpfschläuchen, die die Dichtigkeit des Anschlusses garantieren.
Extraklares transparentes Glas.

LED source included. Electric remote 24V dc ON/OFF power supply to be ordered separately. Wall fixing bracket included. The luminaire is equipped with a protruding, neoprene, 250 mm cable and a wiring kit with crimp connectors and adhesive heat-shrink tubing guaranteeing the water tightness of the connection.
Extra clear transparent glass.

Optic Spot 10°

Power Led: 3,4W - 199 lm ≠ OUTPUT 138 lm - 2700K/CRI 80 - 24Vdc / 3,4W - 215 lm ≠ OUTPUT 149 lm - 3000K/CRI 80 - 24Vdc / 3,4W - 224 lm ≠ OUTPUT 155 lm - 4000K/CRI 80 - 24Vdc

2700K	3000K	4000K
○ FA50800501	○ FA50800301	○ FA50800201
● FA50800506	● FA50800306	● FA50800206
● FA50800512	● FA50800312	● FA50800212
● FA50800518	● FA50800318	● FA50800218
● FA50800530	● FA50800330	● FA50800230
● FA50800533	● FA50800333	● FA50800233

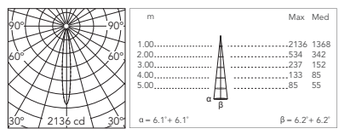

@ 3000K

Optic Medium 30°

Power Led: 3,4W - 199 lm ≠ OUTPUT 121 lm - 2700K/CRI 80 - 24Vdc / 3,4W - 215 lm ≠ OUTPUT 131 lm - 3000K/CRI 80 - 24Vdc / 3,4W - 224 lm ≠ OUTPUT 136 lm - 4000K/CRI 80 - 24Vdc

2700K	3000K	4000K
○ FA50801501	○ FA50801301	○ FA50801201
● FA50801506	● FA50801306	● FA50801206
● FA50801512	● FA50801312	● FA50801212
● FA50801518	● FA50801318	● FA50801218
● FA50801530	● FA50801330	● FA50801230
● FA50801533	● FA50801333	● FA50801233



@ 3000K

* Maximale Leuchten pro Stromversorgung / Maximum number of luminaires per power supply.

Maximale Leuchten pro Stromversorgung (220÷ 240 V). Diese Angaben müssen unter Berücksichtigung der spezifischen Installationsbedingungen überprüft werden.	Maximum number of luminaires per power supply. (220÷240 V). These data must be checked taking into account the specific installation conditions.	Acc. RF25754	1	Acc. RF25752	3
		Acc. RF25748	1	Acc. RF25755	9
		Acc. RF25747	2	Acc. RF25749	17
		Acc. RF25757	2		

Heavy Metal HP Wall 1



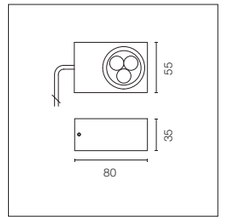

IP 65 · IK 05 · LED INCL · 200 mm

Inklusive LED-Quelle. Die elektrische Fernstromversorgung 24 V Gleichstrom ON/OFF muss separat bestellt werden. Inklusive Wandbefestigungsbügel. Ausgestattet mit einem 2 m überstehenden Neoprenkabel und einem Set mit Crimpverbindern und selbstklebenden Schrumpfschläuchen, die die Dichtigkeit des Anschlusses garantieren.
Extraklares transparentes Glas.

LED source included. Electric remote 24V dc ON/OFF power supply to be ordered separately. Wall fixing bracket included. The luminaire is equipped with a protruding, neoprene, 250 mm cable and a wiring kit with crimp connectors and adhesive heat-shrink tubing guaranteeing the water tightness of the connection.
Extra clear transparent glass.

Optic Spot 10°

Power Led: 4,5W - 331 lm ≠ OUTPUT 246 lm - 2700K/CRI 80 - 24Vdc / 4,5W - 359 lm ≠ OUTPUT 267 lm - 3000K/CRI 80 - 24Vdc / 4,5W - 373 lm ≠ OUTPUT 277 lm - 4000K/CRI 80 - 24Vdc

2700K	3000K	4000K
○ FA50802501	○ FA50802301	○ FA50802201
● FA50802506	● FA50802306	● FA50802206
● FA50802512	● FA50802312	● FA50802212
● FA50802518	● FA50802318	● FA50802218
● FA50802530	● FA50802330	● FA50802230
● FA50802533	● FA50802333	● FA50802233

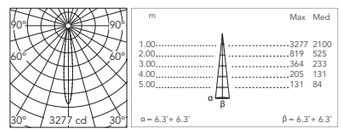

@ 3000K

Optic Medium 30°

Power Led: 4,5W - 331 lm ≠ OUTPUT 218 lm - 2700K/CRI 80 - 24Vdc / 4,5W - 359 lm ≠ OUTPUT 236 lm - 3000K/CRI 80 - 24Vdc / 4,5W - 373 lm ≠ OUTPUT 245 lm - 4000K/CRI 80 - 24Vdc

2700K	3000K	4000K
○ FA50803501	○ FA50803301	○ FA50803201
● FA50803506	● FA50803306	● FA50803206
● FA50803512	● FA50803312	● FA50803212
● FA50803518	● FA50803318	● FA50803218
● FA50803530	● FA50803330	● FA50803230
● FA50803533	● FA50803333	● FA50803233



@ 3000K

* Maximale Leuchten pro Stromversorgung / Maximum number of luminaires per power supply.

Maximale Leuchten pro Stromversorgung (220÷ 240 V). Diese Angaben müssen unter Berücksichtigung der spezifischen Installationsbedingungen überprüft werden.	Maximum number of luminaires per power supply. (220÷240 V). These data must be checked taking into account the specific installation conditions.	Acc. RF25754	1	Acc. RF25757	2
		Acc. RF25748	1	Acc. RF25755	7
		Acc. RF25747	2	Acc. RF25749	14

Heavy Metal Wall 1: Treiber / Drivers

Stromversorgung Doppelfunktion Vout 24V Gleichstrom: 8 W/100÷240 V Iout 350 ma: 6x1 W /100÷240 V IP20 Klasse II Selv Eq.	Power supply dual function Vout 24Vdc: 8W/100÷240V Iout 350ma: 6x1W/100÷240V IP20 Class II Selv Eq.	*RF25754		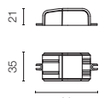
Netzgerät 24V 8W / 110-240V IP65 Klasse II selv.	Power supply 24V 8W / 110-240V IP65 Class II selv.	*RF25748		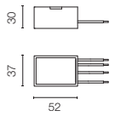
Netzgerät 24V 10W / 110-240V IP20 Klasse II selv.	Power supply 24V 10W /110-240V IP20 Class II selv.	*RF25747		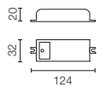
Netzgerät 24V 10W / 110-240V IP67 Klasse II selv.	Power supply 24V 10W / 110-240V IP67 Class II selv.	*RF25757		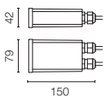
Netzgerät für den Ferneinbau 24Vdc 20W / 220- 240V IP67 Klasse II selv.	Power supply for remote installation 24Vdc 20W / 220-240V IP67 Class II selv.	Heavy Metal Wall 1 2,2W *RF25752		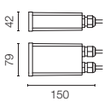
Netzgerät 24Vdc 35W / 120-270V IP67 Klasse II selv.	Power supply 24Vdc 35W / 120-270V IP67 Class II selv.	F990B23AZ00		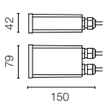
Netzgerät 24Vdc 50W / 120-240V IP67 Klasse II selv.	Power supply 24Vdc 50W / 120-240V IP67 Class II selv.	*RF25755		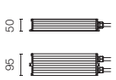
Netzgerät 24Vdc 70W / 220-240V IP67 Klasse II selv.	Power supply 24Vdc 70W / 220-240V IP67 Class II selv.	*RF25749		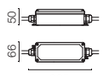

Heavy Metal Wall 2 Mono



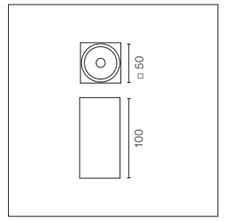

IP 65 · IK 05 · LED INCL · 250 mm

Inklusive LED-Quelle. Die elektrische Fernstromversorgung 24 V Gleichstrom ON/OFF muss separat bestellt werden. Inklusive Wandbefestigungsbügel. Ausgestattet mit einem 2 m überstehenden Neoprenkabel und einem Set mit Crimpverbindern und selbstklebenden Schrumpfschläuchen, die die Dichtigkeit des Anschlusses garantieren.
Extraklares transparentes Glas.

LED source included. Electric remote 24V dc ON/OFF power supply to be ordered separately. Wall fixing bracket included. The luminaire is equipped with a protruding, neoprene, 250 mm cable and a wiring kit with crimp connectors and adhesive heat-shrink tubing guaranteeing the water tightness of the connection.
Extra clear transparent glass.

Optic Spot 10°

Power Led: 3,4W - 199 lm ≠ OUTPUT 138 lm - 2700K/CRI 80 - 24Vdc / 3,4W - 215 lm ≠ OUTPUT 149 lm - 3000K/CRI 80 - 24Vdc / 3,4W - 224 lm ≠ OUTPUT 155 lm - 4000K/CRI 80 - 24Vdc

2700K	3000K	4000K
○ FA50700501	○ FA50700301	○ FA50700201
● FA50700506	● FA50700306	● FA50700206
● FA50700512	● FA50700312	● FA50700212
● FA50700518	● FA50700318	● FA50700218
● FA50700530	● FA50700330	● FA50700230
● FA50700533	● FA50700333	● FA50700233

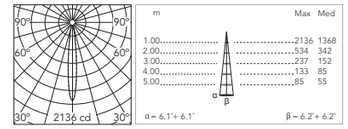

@ 3000K

Optic Medium 30°

Power Led: 3,4W - 199 lm ≠ OUTPUT 121 lm - 2700K/CRI 80 - 24Vdc / 3,4W - 215 lm ≠ OUTPUT 131 lm - 3000K/CRI 80 - 24Vdc / 3,4W - 224 lm ≠ OUTPUT 136 lm - 4000K/CRI 80 - 24Vdc

2700K	3000K	4000K
○ FA50701501	○ FA50701301	○ FA50701201
● FA50701506	● FA50701306	● FA50701206
● FA50701512	● FA50701312	● FA50701212
● FA50701518	● FA50701318	● FA50701218
● FA50701530	● FA50701330	● FA50701230
● FA50701533	● FA50701333	● FA50701233

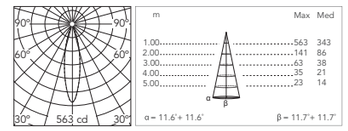

@ 3000K

* Maximale Leuchten pro Stromversorgung / Maximum number of luminaires per power supply.

Maximale Leuchten pro Stromversorgung (220÷ 240 V). Diese Angaben müssen unter Berücksichtigung der spezifischen Installationsbedingungen überprüft werden.

Maximum number of luminaires per power supply. (220÷240 V). These data must be checked taking into account the specific installation conditions.

Acc. RF25754	1	Acc. RF25752	3
Acc. RF25748	1	Acc. RF25755	9
Acc. RF25747	2	Acc. RF25749	17
Acc. RF25757	2		

Heavy Metal HP Wall 2 Mono



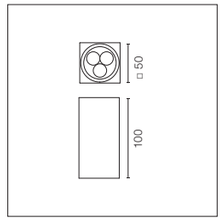

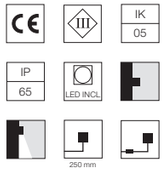

Inklusive LED-Quelle. Die elektrische Fernstromversorgung 24 V Gleichstrom ON/OFF muss separat bestellt werden. Inklusive Wandbefestigungsbügel. Ausgestattet mit einem 2 m überstehenden Neoprenkabel und einem Set mit Crimpverbindern und selbstklebenden Schrumpfschläuchen, die die Dichtigkeit des Anschlusses garantieren.
Extraklares transparentes Glas.

LED source included. Electric remote 24V dc ON/OFF power supply to be ordered separately. Wall fixing bracket included. The luminaire is equipped with a protruding, neoprene, 250 mm cable and a wiring kit with crimp connectors and adhesive heat-shrink tubing guaranteeing the water tightness of the connection.
Extra clear transparent glass.

Optic Spot 10°

Power Led: 4,5W - 331 lm ≠ OUTPUT 246 lm - 2700K/CRI 80 - 24Vdc / 4,5W - 359 lm ≠ OUTPUT 267 lm - 3000K/CRI 80 - 24Vdc / 4,5W - 373 lm ≠ OUTPUT 277 lm - 4000K/CRI 80 - 24Vdc

2700K	3000K	4000K
○ FA50702501	○ FA50702301	○ FA50702201
● FA50702506	● FA50702306	● FA50702206
● FA50702512	● FA50702312	● FA50702212
● FA50702518	● FA50702318	● FA50702218
● FA50702530	● FA50702330	● FA50702230
● FA50702533	● FA50702333	● FA50702233

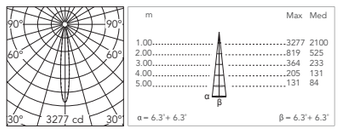

@ 3000K

Optic Medium 30°

Power Led: 4,5W - 331 lm ≠ OUTPUT 218 lm - 2700K/CRI 80 - 24Vdc / 4,5W - 359 lm ≠ OUTPUT 236 lm - 3000K/CRI 80 - 24Vdc / 4,5W - 373 lm ≠ OUTPUT 245 lm - 4000K/CRI 80 - 24Vdc

2700K	3000K	4000K
○ FA50703501	○ FA50703301	○ FA50703201
● FA50703506	● FA50703306	● FA50703206
● FA50703512	● FA50703312	● FA50703212
● FA50703518	● FA50703318	● FA50703218
● FA50703530	● FA50703330	● FA50703230
● FA50703533	● FA50703333	● FA50703233

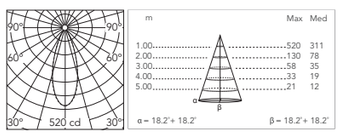

@ 3000K

* Maximale Leuchten pro Stromversorgung / Maximum number of luminaires per power supply.

Maximale Leuchten pro Stromversorgung (220÷ 240 V). Diese Angaben müssen unter Berücksichtigung der spezifischen Installationsbedingungen überprüft werden.

Maximum number of luminaires per power supply. (220÷240 V). These data must be checked taking into account the specific installation conditions.

Acc. RF25754	1	Acc. RF25757	2
Acc. RF25748	1	Acc. RF25755	7
Acc. RF25747	2	Acc. RF25749	14

Heavy Metal Wall 2 Double



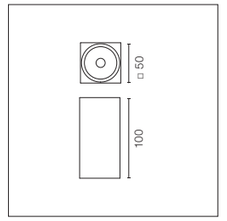

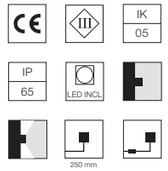

Inklusive LED-Quelle. Die elektrische Fernstromversorgung 24 V Gleichstrom ON/OFF muss separat bestellt werden. Inklusive Wandbefestigungsbügel. Ausgestattet mit einem 2 m überstehenden Neoprenkabel und einem Set mit Crimpverbindern und selbstklebenden Schrumpfschläuchen, die die Dichtigkeit des Anschlusses garantieren.
Extraklares transparentes Glas.

LED source included. Electric remote 24V dc ON/OFF power supply to be ordered separately. Wall fixing bracket included. The luminaire is equipped with a protruding, neoprene, 250 mm cable and a wiring kit with crimp connectors and adhesive heat-shrink tubing guaranteeing the water tightness of the connection.
Extra clear transparent glass.

Optic Spot 10°

Power Led: 6,8W - 2x199 lm ≠ OUTPUT 2x138 lm - 2700K/CRI 80 - 24Vdc / 6,8W - 2x215 lm ≠ OUTPUT 2x149 lm - 3000K/CRI 80 - 24Vdc / 6,8W - 2x224 lm ≠ OUTPUT 2x155 lm - 4000K/CRI 80 - 24Vdc

2700K	3000K	4000K
○ FA50710501	○ FA50710301	○ FA50710201
● FA50710506	● FA50710306	● FA50710206
● FA50710512	● FA50710312	● FA50710212
● FA50710518	● FA50710318	● FA50710218
● FA50710530	● FA50710330	● FA50710230
● FA50710533	● FA50710333	● FA50710233

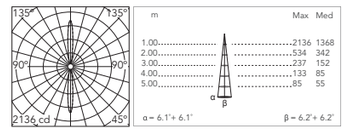

@ 3000K

Optic Medium 30°

Power Led: 6,8W - 2x199 lm ≠ OUTPUT 2x121 lm - 2700K/CRI 80 - 24Vdc / 6,8W - 2x215 lm ≠ OUTPUT 2x131 lm - 3000K/CRI 80 - 24Vdc / 6,8W - 2x224 lm ≠ OUTPUT 2x136 lm - 4000K/CRI 80 - 24Vdc

2700K	3000K	4000K
○ FA50711501	○ FA50711301	○ FA50711201
● FA50711506	● FA50711306	● FA50711206
● FA50711512	● FA50711312	● FA50711212
● FA50711518	● FA50711318	● FA50711218
● FA50711530	● FA50711330	● FA50711230
● FA50711533	● FA50711333	● FA50711233

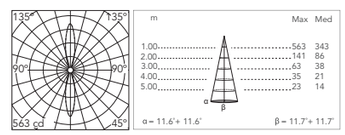

@ 3000K

* Maximale Leuchten pro Stromversorgung / Maximum number of luminaires per power supply.

Maximale Leuchten pro Stromversorgung (220÷ 240 V). Diese Angaben müssen unter Berücksichtigung der spezifischen Installationsbedingungen überprüft werden.

Maximum number of luminaires per power supply. (220÷240 V). These data must be checked taking into account the specific installation conditions.

Acc. RF25747	1	Acc. RF25755	5
Acc. RF25757	1	Acc. RF25749	8
Acc. RF25752	2		

Heavy Metal HP Wall 2 Double



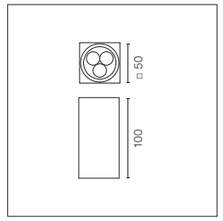

CE | III | IK 05 | IP 65 | LED INCL | 250 mm

Inklusive LED-Quelle. Die elektrische Fernstromversorgung 24 V Gleichstrom ON/OFF muss separat bestellt werden. Inklusive Wandbefestigungsbügel. Ausgestattet mit einem 2 m überstehenden Neoprenkabel und einem Set mit Crimpverbindern und selbstklebenden Schrumpfschläuchen, die die Dichtigkeit des Anschlusses garantieren.
Extraklares transparentes Glas.

LED source included. Electric remote 24V dc ON/OFF power supply to be ordered separately. Wall fixing bracket included. The luminaire is equipped with a protruding, neoprene, 250 mm cable and a wiring kit with crimp connectors and adhesive heat-shrink tubing guaranteeing the water tightness of the connection.
Extra clear transparent glass.

Optic Spot 10°

Power Led: 9W - 2x331 lm ≠ OUTPUT 2x246 lm - 2700K/CRI 80 - 24Vdc / 9W - 2x359 lm ≠ OUTPUT 2x267 lm - 3000K/CRI 80 - 24Vdc / 9W - 2x373 lm ≠ OUTPUT 2x277 lm - 4000K/CRI 80 - 24Vdc

2700K	3000K	4000K
○ FA50712501	○ FA50712301	○ FA50712201
● FA50712506	● FA50712306	● FA50712206
● FA50712512	● FA50712312	● FA50712212
● FA50712518	● FA50712318	● FA50712218
● FA50712530	● FA50712330	● FA50712230
● FA50712533	● FA50712333	● FA50712233

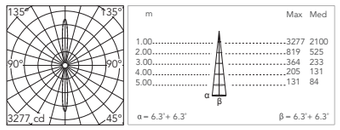

@ 3000K

Optic Medium 30°

Power Led: 9W - 2x331 lm ≠ OUTPUT 2x218 lm - 2700K/CRI 80 - 24Vdc / 9W - 2x359 lm ≠ OUTPUT 2x236 lm - 3000K/CRI 80 - 24Vdc / 9W - 2x373 lm ≠ OUTPUT 2x245 lm - 4000K/CRI 80 - 24Vdc

2700K	3000K	4000K
○ FA50713501	○ FA50713301	○ FA50713201
● FA50713506	● FA50713306	● FA50713206
● FA50713512	● FA50713312	● FA50713212
● FA50713518	● FA50713318	● FA50713218
● FA50713530	● FA50713330	● FA50713230
● FA50713533	● FA50713333	● FA50713233

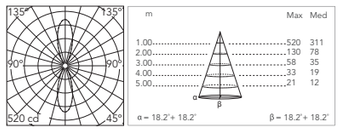

@ 3000K

* Maximale Leuchten pro Stromversorgung / Maximum number of luminaires per power supply.

Maximale Leuchten pro Stromversorgung (220÷ 240 V). Diese Angaben müssen unter Berücksichtigung der spezifischen Installationsbedingungen überprüft werden.	Maximum number of luminaires per power supply. (220÷240 V). These data must be checked taking into account the specific installation conditions.	Acc. RF25747	1
		Acc. RF25757	1
		Acc. RF25755	3
		Acc. RF25749	7

Heavy Metal Wall 2: Treiber / Drivers

Stromversorgung Doppelfunktion Vout 24V Gleichstrom: 8 W/100÷240 V Iout 350 ma: 6x1 W /100÷240 V IP20 Klasse II Selv Eq.	Power supply dual function Vout 24Vdc: 8W/100÷240V Iout 350ma: 6x1W/100÷240V IP20 Class II Selv Eq.	Heavy Metal Wall 2 Mono *RF25754		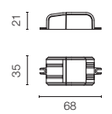
Netzgerät 24V 8W / 110-240V IP65 Klasse II selv.	Power supply 24V 8W / 110-240V IP65 Class II selv.	Heavy Metal Wall 2 Double *RF25748		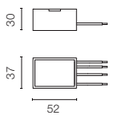
Netzgerät 24V 10W / 110-240V IP20 Klasse II selv.	Power supply 24V 10W /110-240V IP20 Class II selv.	*RF25747		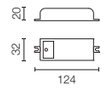
Netzgerät 24V 10W / 110-240V IP67 Klasse II selv.	Power supply 24V 10W / 110-240V IP67 Class II selv.	*RF25757		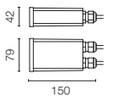
Netzgerät für den Ferneinbau 24Vdc 20W / 220- 240V IP67 Klasse II selv.	Power supply for remote installation 24Vdc 20W / 220-240V IP67 Class II selv.	*RF25752		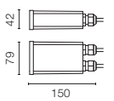
Netzgerät 24Vdc 35W / 120-270V IP67 Klasse II selv.	Power supply 24Vdc 35W / 120-270V IP67 Class II selv.	F990B23AZ00		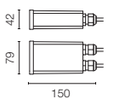
Netzgerät 24Vdc 50W / 120-240V IP67 Klasse II selv.	Power supply 24Vdc 50W / 120-240V IP67 Class II selv.	*RF25755		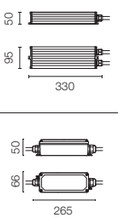
Netzgerät 24Vdc 70W / 220-240V IP67 Klasse II selv.	Power supply 24Vdc 70W / 220-240V IP67 Class II selv.	*RF25749		

Heavy Metal Wall 3 Mono



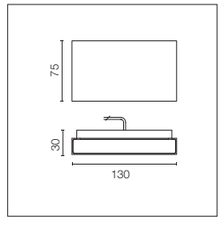

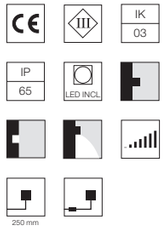

Inklusive LED-Quelle. Die elektrische Fernstromversorgung 24 V Gleichstrom ON/OFF muss separat bestellt werden. Inklusive Wandbefestigungsbügel. Ausgestattet mit einem 2 m überstehenden Neoprenkabel und einem Set mit Crimpverbindern und selbstklebenden Schrumpfschläuchen, die die Dichtigkeit des Anschlusses garantieren.
Extraklares transparentes Glas.

LED source included. Electric remote 24V dc ON/OFF power supply to be ordered separately. Wall fixing bracket included. The luminaire is equipped with a protruding, neoprene, 250 mm cable and a wiring kit with crimp connectors and adhesive heat-shrink tubing guaranteeing the water tightness of the connection.
Extra clear transparent glass.

Mid-Power Led: 2,5W - 246 lm ≠ OUTPUT 162 lm - 2700K/CRI 80 - 24Vdc / 2,5W - 265 lm ≠ OUTPUT 168 lm - 3000K/CRI 80 - 24Vdc / 2,5W - 278 lm ≠ OUTPUT 174 lm - 4000K/CRI 80 - 24Vdc

2700K	3000K	4000K
○ FA51200501	○ FA51200301	○ FA51200201
● FA51200506	● FA51200306	● FA51200206
● FA51200512	● FA51200312	● FA51200212
● FA51200518	● FA51200318	● FA51200218
● FA51200530	● FA51200330	● FA51200230
● FA51200533	● FA51200333	● FA51200233

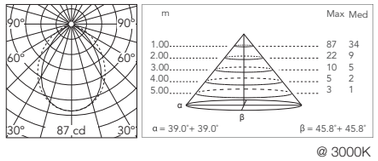

@ 3000K

* Maximale Leuchten pro Stromversorgung / Maximum number of luminaires per power supply.

Maximale Leuchten pro Stromversorgung (220÷ 240 V). Diese Angaben müssen unter Berücksichtigung der spezifischen Installationsbedingungen überprüft werden.

Maximum number of luminaires per power supply. (220÷240 V). These data must be checked taking into account the specific installation conditions.

Acc. RF25754	3	Acc. RF26387	6
Acc. RF25748	3	Acc. RF25752	8
Acc. RF25747	4	Acc. RF25755	20
Acc. RF25757	4	Acc. RF25749	25
Acc. RF25750	6	Acc. RF25756	35
Acc. F990B21A000	6		

Heavy Metal Wall 3 Double



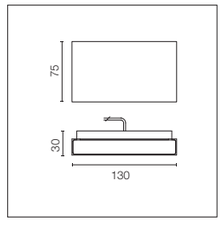

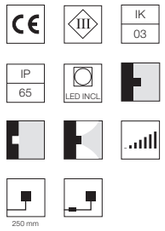

Inklusive LED-Quelle. Die elektrische Fernstromversorgung 24 V Gleichstrom ON/OFF muss separat bestellt werden. Inklusive Wandbefestigungsbügel. Ausgestattet mit einem 2 m überstehenden Neoprenkabel und einem Set mit Crimpverbindern und selbstklebenden Schrumpfschläuchen, die die Dichtigkeit des Anschlusses garantieren.
Extraklares transparentes Glas.

LED source included. Electric remote 24V dc ON/OFF power supply to be ordered separately. Wall fixing bracket included. The luminaire is equipped with a protruding, neoprene, 250 mm cable and a wiring kit with crimp connectors and adhesive heat-shrink tubing guaranteeing the water tightness of the connection.
Extra clear transparent glass.

Mid-Power Led: 5W - 2x246 lm ≠ OUTPUT 2x162 lm - 2700K/CRI 80 - 24Vdc / 5W - 2x265 lm ≠ OUTPUT 2x168 lm - 3000K/CRI 80 - 24Vdc / 5W - 2x278 lm ≠ OUTPUT 2x174 lm - 4000K/CRI 80 - 24Vdc

2700K	3000K	4000K
○ FA51201501	○ FA51201301	○ FA51201201
● FA51201506	● FA51201306	● FA51201206
● FA51201512	● FA51201312	● FA51201212
● FA51201518	● FA51201318	● FA51201218
● FA51201530	● FA51201330	● FA51201230
● FA51201533	● FA51201333	● FA51201233

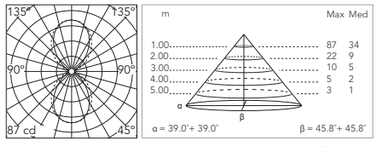

@ 3000K

* Maximale Leuchten pro Stromversorgung / Maximum number of luminaires per power supply.

Maximale Leuchten pro Stromversorgung (220÷ 240 V). Diese Angaben müssen unter Berücksichtigung der spezifischen Installationsbedingungen überprüft werden.

Maximum number of luminaires per power supply. (220÷240 V). These data must be checked taking into account the specific installation conditions.

Acc. RF25754	1	Acc. RF26387	3
Acc. RF25748	1	Acc. RF25752	4
Acc. RF25747	2	Acc. RF25755	10
Acc. RF25757	2	Acc. RF25749	13
Acc. RF25750	3	Acc. RF25756	17
Acc. F990B21A000	3		

Heavy Metal Wall 3: Zubehörteile / Accessories

Eingebaute 3-Modul-Anschlussdose (Modell 503), 106x75, H 55 mm.

Recessed 3-module junction box (model 503) 106 x 75 H 55 mm.

Heavy Metal Wall 3
F990H010000



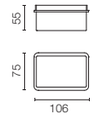

Heavy Metal Wall 3 Installation acc. F990H010000

Heavy Metal Wall 3 mit Dose. Optional: Stromversorgung Code 106 in Einbaudose.

Heavy Metal Wall 3 with box. Optional: power supply code 106 in recessed box.

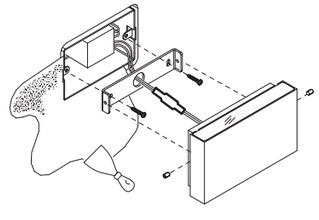

Heavy Metal Wall 3 Installation acc. F990H010000

Heavy Metal Wall 3 ohne Dose.

Heavy Metal Wall 3 without box.

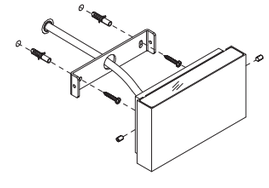

Heavy Metal Wall 3: Treiber / Drivers

Stromversorgung Doppelfunktion Vout 24V Gleichstrom: 8 W/100÷240 V Iout 350 ma: 6x1 W /100÷240 V IP20 Klasse II Selv Eq.	Power supply dual function Vout 24Vdc: 8W/100÷240V Iout 350ma: 6x1W/100÷240V IP20 Class II Selv Eq.	*RF25754		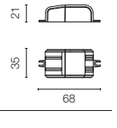
Netzgerät für 24Vdc 8W / 110-240V IP65 Klasse II selv.	Power supply 24Vdc 8W / 110-240V IP65 Class II selv.	*RF25748		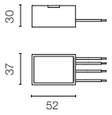
Netzgerät für den Ferneinbau 24Vdc 10W / 110-240V IP20 Klasse II selv.	Power supply for remote installation 24Vdc 10W /110-240V IP20 Class II selv.	*RF25747		
Netzgerät 24V 10W / 110-240V IP67 Klasse II selv.	Power supply 24V 10W / 110-240V IP67 Class II selv.	*RF25757		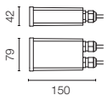
Netzgerät für den Ferneinbau 24Vdc 17W /N110-240V (15W@110V) IP20 Klasse II selv.	Power supply for remote installation 24Vdc 17W / 110-240V (15W@110V) IP20 Class II selv.	*RF25750 Dimmable 1-10V		
Netzgerät 17W/110÷240V - 24Vdc (15W@110V) IP67 Klasse II selv.	Power supply 17W/110÷240V - 24Vdc (15W@110V) IP67 Class II Selv.	*F990B21A000		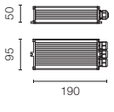
Netzgerät für den Ferneinbau 24Vdc 20W / 110-240Vdc (15W@110V) IP67 Klasse II selv.	Power supply for remote installation 24Vdc 20W / 110-240Vdc (15W@110V) IP67 Class II selv.	*RF26387 Dimmable 1-10V		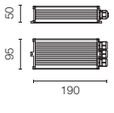

Heavy Metal Wall 3: Treiber / Drivers

Netzgerät für den Ferneinbau 24Vdc 20W / 220- 240V IP67 Klasse II selv.	Power supply for remote installation 24Vdc 20W / 220-240V IP67 Class II selv.	*RF25752		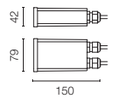
Netzgerät für den Ferneinbau 24Vdc 50W / 120-240V IP67 Klasse II selv.	Power supply for remote installation 24Vdc 50W / 120-240V IP67 Class II selv.	*RF25755		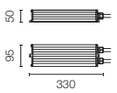
Netzgerät 24Vdc 35W / 120-270V IP67 Klasse II selv.	Power supply 24Vdc 35W / 120-270V IP67 Class II selv.	F990B23AZ00		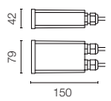
Netzgerät für den Ferneinbau 24Vdc 70W / 220-240V IP67 Klasse II selv.	Power supply for remote installation 24Vdc 70W / 220-240V IP67 Class II selv.	*RF25749		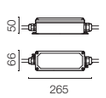
Netzgerät für den Ferneinbau 24Vdc 96W / 120-240V IP67 Klasse II selv.	Power supply for remote installation 24Vdc 96W / 120-240V IP67 Class II selv.	*RF25756		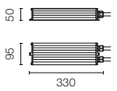

Marco





Marco Mono



Marco Double

Familie / Family

Marco Mono



Power Led
up to 3W
up to 103 lm - 2700K/CRI 80
up to 110 lm - 3000K/CRI 80
up to 114 lm - 4000K/CRI 80
* Net lumen output

Marco Double



Power Led
up to 4W
up to 2x103 lm - 2700K/CRI 80
up to 2x110 lm - 3000K/CRI 80
up to 2x114 lm - 4000K/CRI 80
* Net lumen output

Marco
Omnidirectional



Power Led
up to 7W
up to 4x103 lm - 2700K/CRI 80
up to 4x110 lm - 3000K/CRI 80
up to 4x114 lm - 4000K/CRI 80
* Net lumen output

Ausführungen / Colours

01 White



06 Grey



12 Forest Green



18 Deep Brown



30 Black



33 Anthracite

Beschreibung / Description

Wandleuchte für Außenbereiche mit LED-Lichtquelle. Sie zeichnet sich durch ihre eckige Form mit runden Profilen und geringem Überstand aus. Erhältlich in verschiedenen Kombinationen von Abstrahlwinkeln und Emissionsfenstern, um verschiedene Lichtbilder an der Wand schaffen zu können. Struktur aus Aluminiumdruckguss, Legierung EN AB-47100 (mit geringem Kupferanteil) und Befestigungsbügel aus Edelstahl AISI 304. Extraklarer Glas-Diffusor mit Siebdruckkante, am Rand der Leuchte mit einem Roboterklebesystem befestigt, um Wasseransammlung zu vermeiden. In verschiedenen Ausführungen erhältlich, mit doppelschichtiger Pulverbeschichtung und chemischer Oberflächenbehandlung, um eine hohe Korrosionsbeständigkeit zu gewährleisten. Die Befestigungsschrauben sind aus Edelstahl AISI 316L gefertigt und haben minimale Abmessungen für eine perfekte, streifende Integration in die Leuchtenstruktur.

Outdoor wall luminaire with LED light source. It is characterized by its square shape with rounded profiles and reduced protrusion. Available in different combinations of beam angles and emission windows, which allow the creation of luminous graphic signs flush with the wall. Die-cast aluminium structure, EN AB-47100 alloy (with low copper content) and AISI 304 stainless steel fixing bracket. Extra clear glass diffuser with silkscreen border, fixed flush with the luminaire's edge through a robotic gluing system in order to prevent water deposits. Available in different finishes with a double layer coating and a chemical conversion surface treatment to guarantee high resistance to corrosion. The fixing screws are made of AISI 316L stainless steel and of minimal dimensions for a perfect, grazing integration into the luminaire's structure.

Marco Mono



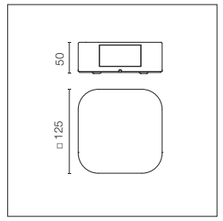

IP 65 · IK 02 · LED INCL

Inklusive LED-Quelle. Integrierte elektrische Stromversorgung 220-240 V ON/OFF. Inklusive Wandbefestigungsbügel. Ausgestattet mit zwei Kabelführungen aus Gummi (5 mm<ø<9 mm Kabel) für Inlet-Outlet-Anschlüsse.

LED source included. Integrated electric power supply 220-240V ON/OFF. Wall fixing bracket included. Equipped with two rubber cable guides (5mm<Ø<9mm) that facilitate the inlet-outlet connection.

Optic Spot 10°

Power Led: 3W - 139 lm ≠ OUTPUT 103 lm - 2700K/CRI 80 - 100÷240V / 3W - 149 lm ≠ OUTPUT 110 lm - 3000K/CRI 80 - 100÷240V / 3W - 154 lm ≠ OUTPUT 114 lm - 4000K/CRI 80 - 100÷240V

2700K	3000K	4000K
○ FA1072764301	○ FA1071164301	○ FA1072304301
● FA1072764306	● FA1071164306	● FA1072304306
● FA1072764312	● FA1071164312	● FA1072304312
● FA1072764318	● FA1071164318	● FA1072304318
● FA1072764330	● FA1071164330	● FA1072304330
● FA1072764333	● FA1071164333	● FA1072304333

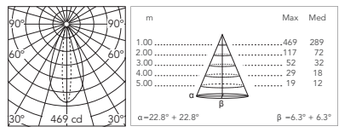

@ 3000K

Optic Flood 75°

Power Led: 3W - 139 lm ≠ OUTPUT 101 lm - 2700K/CRI 80 - 100÷240V / 3W - 149 lm ≠ OUTPUT 108 lm - 3000K/CRI 80 - 100÷240V / 3W - 154 lm ≠ OUTPUT 111 lm - 4000K/CRI 80 - 100÷240V

2700K	3000K	4000K
○ FA1072765001	○ FA1071165001	○ FA1072305001
● FA1072765006	● FA1071165006	● FA1072305006
● FA1072765012	● FA1071165012	● FA1072305012
● FA1072765018	● FA1071165018	● FA1072305018
● FA1072765030	● FA1071165030	● FA1072305030
● FA1072765033	● FA1071165033	● FA1072305033

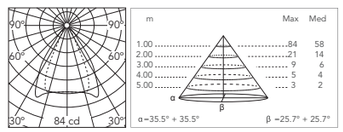

@ 3000K

Marco Double



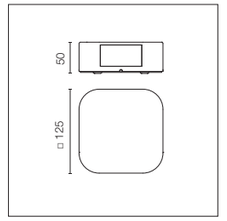

IP 65 · IK 02 · LED INCL

Inklusive LED-Quelle. Integrierte elektrische Stromversorgung 220-240 V ON/OFF. Inklusive Wandbefestigungsbügel. Ausgestattet mit zwei Kabelführungen aus Gummi (5 mm<ø<9 mm Kabel) für Inlet-Outlet-Anschlüsse.

LED source included. Integrated electric power supply 220-240V ON/OFF. Wall fixing bracket included. Equipped with two rubber cable guides (5mm<Ø<9mm) that facilitate the inlet-outlet connection.

Optic Spot 10°

Power Led: 4W - 2x139 lm ≠ OUTPUT 2x103 lm - 2700K/CRI 80 - 100÷240V / 4W - 2x149 lm ≠ OUTPUT 2x110 lm - 3000K/CRI 80 - 100÷240V / 4W - 2x154 lm ≠ OUTPUT 2x114 lm - 4000K/CRI 80 - 100÷240V

2700K		3000K	4000K
○ FA1072794401	222,00 €	○ FA1071194401	○ FA1072314401
● FA1072794406	222,00 €	● FA1071194406	● FA1072314406
● FA1072794412	222,00 €	● FA1071194412	● FA1072314412
● FA1072794418	222,00 €	● FA1071194418	● FA1072314418
● FA1072794430	222,00 €	● FA1071194430	● FA1072314430
● FA1072794433	222,00 €	● FA1071194433	● FA1072314433

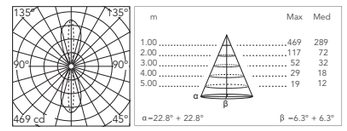

@ 3000K

Optic Flood 75°

Power Led: 4W - 2x139 lm ≠ OUTPUT 2x101lm - 2700K/CRI 80 - 100÷240V / 4W - 2x149 lm ≠ OUTPUT 2x108 lm - 3000K/CRI 80 - 100÷240V / 4W - 2x154 lm ≠ OUTPUT 2x111 lm - 4000K/CRI 80 - 100÷240V

2700K	3000K	4000K
○ FA1072795101	○ FA1071195101	○ FA1072315101
● FA1072795106	● FA1071195106	● FA1072315106
● FA1072795112	● FA1071195112	● FA1072315112
● FA1072795118	● FA1071195118	● FA1072315118
● FA1072795130	● FA1071195130	● FA1072315130
● FA1072795133	● FA1071195133	● FA1072315133

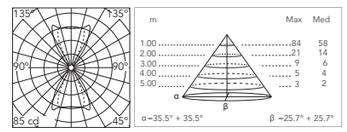

@ 3000K

Optic Spot 10°+Flood 75°

Power Led: 4W - 2x139 lm ≠ OUTPUT 2x103+101 lm - 2700K/CRI 80 - 100÷240V / 4W - 2x149 lm ≠ OUTPUT 2x110+108 lm - 3000K/CRI 80 - 100÷240V / 4W - 2x154 lm ≠ OUTPUT 2x114+111 lm - 4000K/CRI 80 - 100÷240V

2700K	3000K	4000K
○ FA1072725301	○ FA1071225301	○ FA1072315301
● FA1072725306	● FA1071225306	● FA1072315306
● FA1072725312	● FA1071225312	● FA1072315312
● FA1072725318	● FA1071225318	● FA1072315318
● FA1072725330	● FA1071225330	● FA1072315330
● FA1072725333	● FA1071225333	● FA1072315333

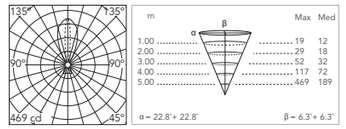

@ 4000K

Marco Omnidirectional



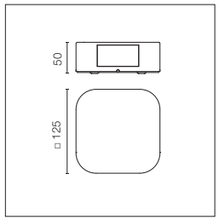

IP 65 · IK 02 · LED INCL.

Inklusive LED-Quelle. Integrierte elektrische Stromversorgung 220-240 V ON/OFF. Inklusive Wandbefestigungsbügel. Ausgestattet mit zwei Kabelführungen aus Gummi (5 mm<ø<9 mm Kabel) für Inlet-Outlet-Anschlüsse.

LED source included. Integrated electric power supply 220-240V ON/OFF. Wall fixing bracket included. Equipped with two rubber cable guides (5mm<Ø<9mm) that facilitate the inlet-outlet connection.

Optic Spot 10°

Power Led: 7W - 4x139 lm ≠ OUTPUT 4x103 lm - 2700K/CRI 80 - 100÷240V / 7W - 4x149 lm ≠ OUTPUT 4x110 lm - 3000K/CRI 80 - 100÷240V / 7W - 4x154 lm ≠ OUTPUT 4x114 lm - 4000K/CRI 80 - 100÷240V

2700K	3000K	4000K
○ FA1072724701	○ FA107924501	○ FA1072324501
● FA1072724706	● FA107924506	● FA1072324506
● FA1072724712	● FA107924512	● FA1072324512
● FA1072724718	● FA107924518	● FA1072324518
● FA1072724730	● FA107924530	● FA1072324530
● FA1072724733	● FA107924533	● FA1072324533

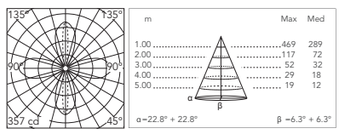

@ 3000K

Optic Flood 75°

Power Led: 7W - 4x139 lm ≠ OUTPUT 4x101 lm - 2700K/CRI 80 - 100÷240V / 7W - 4x149 lm ≠ OUTPUT 4x108 lm - 3000K/CRI 80 - 100÷240V / 7W - 4x154 lm ≠ OUTPUT 4x111 lm - 4000K/CRI 80 - 100÷240V

2700K	3000K	4000K
○ FA1072724901	○ FA107925201	○ FA1072325201
● FA1072724906	● FA107925206	● FA1072325206
● FA1072724912	● FA107925212	● FA1072325212
● FA1072724918	● FA107925218	● FA1072325218
● FA1072724930	● FA107925230	● FA1072325230
● FA1072724933	● FA107925233	● FA1072325233

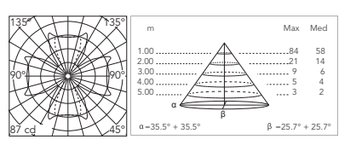

@ 3000K

Delta_Marco: Zubehörteile / Accessories

Überspannungsschutzgerät. 275 Vac. Maximaler Entladestrom 10KA (8 / 20µs). Maximaler Betriebsstrom 5A. Geeignet für Reihenschaltung. IP66.	Surge protection device. 275Vac. Maximum discharge current 10KA (8/20µs). Maximum operating current 5A. Suitable for series connection. IP66.	F990E00A000



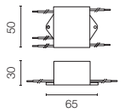

Fenestra



Designed by Flos Outdoor





Fenestra

Familie / Family

Fenestra 24V



Power Led
4W
165 lm - 2700K/CRI 80
183 lm - 3000K/CRI 80
201 lm - 4000K/CRI 80

Fenestra



Power Led
5,5W
165 lm - 2700K/CRI 80
183 lm - 3000K/CRI 80
201 lm - 4000K/CRI 80

Ausführungen / Colours

01 White



06 Grey



12 Forest Green



18 Deep Brown



30 Black



33 Anthracite

Beschreibung / Description

Gerät für den Außenbereich, kann im Fensterraum installiert werden, mit LED-Stromquelle.
Aus druckgegossenem, kupferarmem Aluminium EN AB-47100 gefertigter Gerätekörper.
Beschichtung mit hoher Beständigkeit: Nach einer Sandstrahlungsbehandlung aller Bestandteile, damit die Oberfläche porös wird und eine bessere Haftung des Lacks gewährleistet wird, wird die Außenbeschichtung mit einer doppelten Pulverbeschichtung entsprechend dem QUALICOAT-Standard angewendet. Die erste Epoxid-Pulverschicht bietet eine chemische und mechanische Widerstandsfähigkeit, die zweite Pulverendschicht aus Polyester stellt die Beständigkeit gegenüber UV-Strahlen und Witterungseinflüssen sicher.
Die lackierten Oberflächen werden mit basen- und säurehaltigen Reinigungen behandelt, mit entmineralisiertem Wasser gespült und einer Behandlung zur chemischen Konversion unterzogen, um den Oxydationsschutz zu gewährleisten.
Dank der Verwendung einer doppelten LED-Quelle und zweier Linsen mit Lamellenemission wird eine Abdeckung von 270° mit homogener Verteilung und optimaler chromatischer Einheitlichkeit garantiert.
Diffusor aus Polycarbonat, UV-beständig, Silikon-Dichtung.

Luminaire for outdoor use for installation in a window compartment with LED light source.
Luminaire body in die-cast aluminum EN AB-47100 (low copper content).
High-resistance coating: after a sandblasting treatment of all components to make the surface porous and ensure a greater adhesion of the paint, the external coating is applied with a double layer with epoxy powders according to the QUALICOAT standard. The first layer of epoxy powder gives chemical and mechanical resistance, the second finishing layer of polyester powder ensures resistance to UV rays and atmospheric agents.
The painted surfaces are treated with alkaline and acidic washes, then rinsed with demineralized water, subjected to a chemical conversion treatment to protect against oxidation.
Thanks to the use of a dual LED source and two laminar emitting lenses, it guarantees a coverage of 270° with homogeneous distribution and excellent color uniformity.
UV-stabilized polycarbonate diffuser, silicone seal.
Each luminaire is equipped with a mechanical adjustment system of up to 10° to compensate the tilting of the parapet and thus correctly orient the light beam.

Fenestra 24V



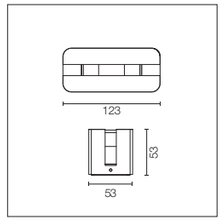

Externe Stromversorgung (12-24V) muss separat bestellt werden. Mit einem 1.000-mm-Ausgangskabelteil aus Neopren ausgestattet.

12-24V remote power supply to be ordered separately. Equipped with a 1000 mm lenght outgoing neoprene cable.

Power Led: 4W - 274 lm ≠ FIXT 165 lm - 2700K/CRI 80 - 12-24V / 4W - 304 lm ≠ FIXT 183 lm - 3000K/CRI 80 - 12-24V / 4W - 334 lm ≠ FIXT 201 lm - 4000K/CRI 80 - 12-24V

2700K	3000K	4000K
F2250001	F2251001	F2252001
F2250006	F2251006	F2252006
F2250012	F2251012	F2252012
F2250018	F2251018	F2252018
F2250030	F2251030	F2252030
F2250033	F2251033	F2252033

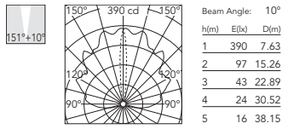

Beam Angle:		10°
h(m)	E(lx)	D(m)
1	390	7.63
2	97	15.26
3	43	22.89
4	24	30.52
5	16	38.15

@4000K

Fenestra



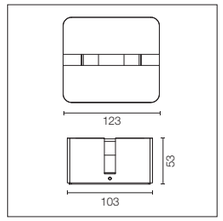

Stromquelle 100/240 V integriert. Mit einem 1000-mm-Ausgangskabelteil aus Neopren ausgestattet. Dimmbare Version auf Anfrage.

Integrated 100/240V power supply. Equipped with an 1000 mm lenght outgoing neoprene cable. Dimmable version on request.

Power Led: 5,5W - 274 lm ≠ FIXT 165 lm - 2700K/CRI 80 - 100-240V / 5,5W - 304 lm ≠ FIXT 183 lm - 3000K/CRI 80 - 100-240V / 5,5W - 334 lm ≠ FIXT 201 lm - 4000K/CRI 80 - 100-240V

2700K	3000K	4000K
F2260001	F2261001	F2262001
F2260006	F2261006	F2262006
F2260012	F2261012	F2262012
F2260018	F2261018	F2262018
F2260030	F2261030	F2262030
F2260033	F2261033	F2262033

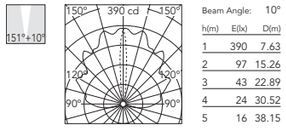

Beam Angle:		10°
h(m)	E(lx)	D(m)
1	390	7.63
2	97	15.26
3	43	22.89
4	24	30.52
5	16	38.15

@4000K

Einstellen der Leuchte für nicht ebene Auflageflächen
Luminaire adjustment for non-planar surfaces

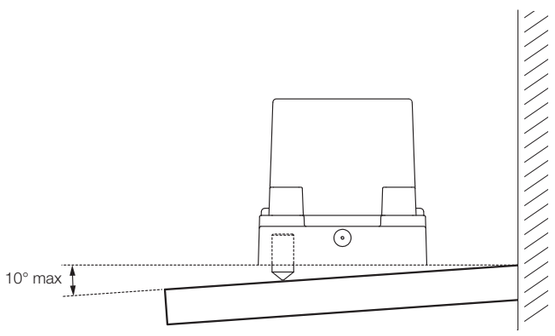

Fenestra 24V: Zubehörteile / Accessories

Überspannungsschutzgerät. 275 Vac. Maximaler Entladestrom 10KA (8 / 20us). Maximaler Betriebsstrom 5A. Geeignet für Reihenschaltung. IP66.	Surge protection device. 275Vac. Maximum discharge current 10KA (8/20us). Maximum operating current 5A. Suitable for series connection. IP66.	F990E00A000		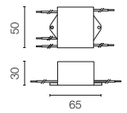

Fenestra 24V: Treiber / Drivers

Netzgerät 24V 8W / 110-240V IP20 Klasse II selv.	Power supply 24V 8W / 110-240V IP20 Class II selv.	*RF25754		
Netzgerät 24V 8W / 110-240V IP65 Klasse II selv.	Power supply 24V 8W / 110-240V IP65 Class II selv.	*RF25748		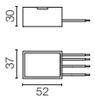
Netzgerät 24V 10W / 110-240V IP20 Klasse II selv.	Power supply 24V 10W /110-240V IP20 Class II selv.	*RF25747		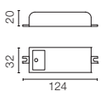
Netzgerät 24V 10W / 110-240V IP67 Klasse II selv.	Power supply 24V 10W / 110-240V IP67 Class II selv.	*RF25757		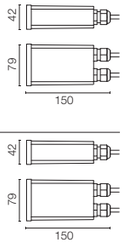
Netzgerät 24Vdc 35W / 120-270V IP67 Klasse II selv.	Power supply 24Vdc 35W / 120-270V IP67 Class II selv.	*F990B23AZ00		
Netzgerät 24Vdc 50W / 120-240V IP67 Klasse II selv.	Power supply 24Vdc 50W / 120-240V IP67 Class II selv.	*RF25755		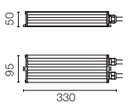
Netzgerät 24Vdc 70W / 220-240V IP67 Klasse II selv.	Power supply 24Vdc 70W / 220-240V IP67 Class II selv.	*RF25749		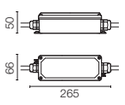

* Maximale Leuchten pro Stromversorgung / Maximum number of luminaires per power supply.

Maximale Leuchten pro Stromversorgung (220÷ 240 V). Diese Angaben müssen unter Berücksichtigung der spezifischen Installationsbedingungen überprüft werden.	Maximum number of luminaires per power supply. (220÷240 V). These data must be checked taking into account the specific installation conditions.	Acc. RF25754	1
		Acc. RF25748	1
		Acc. RF25747	2
		Acc. RF25757	2
		Acc. F990B23AZ00	6
		Acc. RF25755	9
		Acc. RF25749	13

A-Round



Designed by Piero Lissoni





A-Round



Familie / Family

A-Round 315





Power Led
42W
3432 lm - 2700K/CRI 80
3978 lm - 3000K/CRI 80
4290 lm - 4000K/CRI 80

A-Round 240





Power Led
21W
1760 lm - 2700K/CRI 80
2040 lm - 3000K/CRI 80
2200 lm - 4000K/CRI 80

A-Round 150





Power Led
8W
572 lm - 2700K/CRI 80
663 lm - 3000K/CRI 80
715 lm - 4000K/CRI 80

Ausführungen / Colours



65 Matt Copper



45 Matt Gold



48 Matt Bronze



56 Matt Stainless Steel

Einstellung auf der vertikale Achse: max. 15°
Adjustment on the vertical axis: max 15°



Drehung um die horizontalen Achse: max. 359°
Rotation around the horizontal axis: max 359°



Beschreibung / Description

Begehbares und befahrbares LED-Bodeneinbaugerät für Außenbereiche, in drei Dimensionen verfügbar, mit verstellbarer und mit unterschiedlichen Konfigurationen einstellbarer Optik.
Äußere Nutmutter aus Edelstahl AISI 316L, die mit dem PVD-Verfahren behandelt wurde (Physikalische Beschichtung aus der Dampfphase).
Dank dieser innovativen Behandlung werden die Oberflächen von A-Round mit einem dünnen Film aus Metallen wie Zirkonium oder Titan versehen, der kombiniert mit dem Stahl auf Molekularebene die Widerstandsfähigkeit gegenüber mechanischen und witterungsbedingten Einflüssen verbessert.
Aus druckgegossenem, kupferarmem Aluminium EN AB-47100 gefertigter Gerätekörper, mit doppelter Lackschicht mit hohem Korrosionswiderstand beschichtet.
Gehärtetes, transparentes Glas mit hoher Widerstandsfähigkeit, siebgedruckt, um die Blendung zu verringern.
Treiber für Ferninstallation eingeschlossen, ausgestattet mit wasserdichtem Schnellanschluss M12.
Für die Installation ist ein Einbaugehäuse notwendig, das separat zu bestellen ist.
Ein entsprechendes Kieselniveau (> 300 mm) oder ein Ablaufsystem muss bereitgestellt werden, um die Entwässerung sicherzustellen und den Wasserrückstau zu verhindern.
Um die Widerstandsfähigkeit der Kabelverschraubung zu gewährleisten, müssen biegsame Stromkabel verwendet werden, die für die Anwendung in Außenbereichen geeignet sind.

Ground-recessed luminaire for outdoor use, walkable and trafficable, available in three sizes, with adjustable optics in various configurations.
External body made of stainless steel AISI 316L treated with the PVD process (Physical Vapour Deposition).
Thanks to this innovative treatment, the surfaces of A-Round are coated with a thin film of metals, such as zirconium and titanium which, combining with the steel at the molecular level, increases the resistance to both, mechanical and atmospheric agents, permitting the execution of elegant and durable finishings.
The body of the luminaire is made of die-cast aluminum EN AB-47100 with low copper content, coated with two layers of paint with high resistance to corrosion.
High-strength tempered clear glass, screen-printed to reduce glare.
Driver for remote installation included, provided with M12 quick connector for watertight coupling.
Installation requires a housing for flush mounting, to be ordered separately.
It is necessary to provide an adequate level of gravel (> 300 mm) or a drain system to ensure drainage and avoid water stagnation. To ensure the sealing of the cable gland it is necessary to use flexible electric cables suitable for use in outdoor environments.

A-Round 315



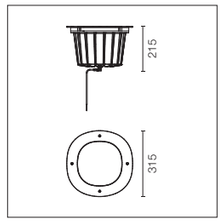

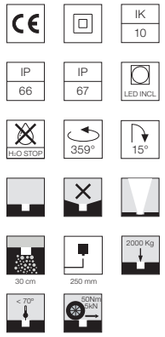

Stromquelle 220/240V integriert. Das erforderliche Einbaugehäuse ist separat zu bestellen.
Einstellung auf der vertikale Achse: max. 15°. Drehung um die horizontalen Achse: max. 359°.

Integrated 220/240V power supply. Box for installation required, to be ordered separately.
Adjustment on the vertical axis: max 15°. Rotation around the horizontal axis: max 359°.

Power Led: 42W - 3432 lm ≠ *FIXT 3203 lm - 2700K/CRI 80 - 220-240V / 42W - 3978 lm ≠ *FIXT 3447 lm - 3000K/CRI 80 - 220-240V / 42W - 4290 lm ≠ *FIXT 3707 lm - 4000K/CRI 80 - 220-240V
*FIXT lm = Spot Optic

Optic Spot

2700K

Non Dimmable
- F4588065
- F4588045
- F4588048
- F4588056

1-10V
- F4588065-310
- F4588045-310
- F4588048-310
- F4588056-310

Dali
- F4588065-300
- F4588045-300
- F4588048-300
- F4588056-300

3000K

Non Dimmable
- F4591065
- F4591045
- F4591048
- F4591056

1-10V
- F4591065-310
- F4591045-310
- F4591048-310
- F4591056-310

Dali
- F4591065-300
- F4591045-300
- F4591048-300
- F4591056-300

4000K

Non Dimmable
- F4594065
- F4594045
- F4594048
- F4594056

1-10V
- F4594065-310
- F4594045-310
- F4594048-310
- F4594056-310

Dali
- F4594065-300
- F4594045-300
- F4594048-300
- F4594056-300

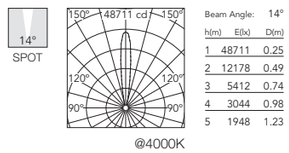

@4000K

Beam Angle:	14°
h(m)	E(lx) D(m)
1	48711 0.25
2	12178 0.49
3	5412 0.74
4	3044 0.98
5	1948 1.23

Optic Medium

2700K

Non Dimmable
- F4589065
- F4589045
- F4589048
- F4589056

1-10V
- F4589065-310
- F4589045-310
- F4589048-310
- F4589056-310

Dali
- F4589065-300
- F4589045-300
- F4589048-300
- F4589056-300

3000K

Non Dimmable
- F4592065
- F4592045
- F4592048
- F4592056

1-10V
- F4592065-310
- F4592045-310
- F4592048-310
- F4592056-310

Dali
- F4592065-300
- F4592045-300
- F4592048-300
- F4592056-300

4000K

Non Dimmable
- F4595065
- F4595045
- F4595048
- F4595056

1-10V
- F4595065-310
- F4595045-310
- F4595048-310
- F4595056-310

Dali
- F4595065-300
- F4595045-300
- F4595048-300
- F4595056-300

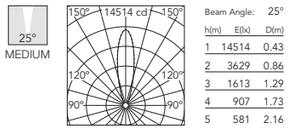

@4000K

Beam Angle:	25°
h(m)	E(lx) D(m)
1	14514 0.43
2	3629 0.86
3	1613 1.29
4	907 1.73
5	581 2.16

Optic Flood

2700K

Non Dimmable
- F4590065
- F4590045
- F4590048
- F4590056

1-10V
- F4590065-310
- F4590045-310
- F4590048-310
- F4590056-310

Dali
- F4590065-300
- F4590045-300
- F4590048-300
- F4590056-300

3000K

Non Dimmable
- F4593065
- F4593045
- F4593048
- F4593056

1-10V
- F4593065-310
- F4593045-310
- F4593048-310
- F4593056-310

Dali
- F4593065-300
- F4593045-300
- F4593048-300
- F4593056-300

4000K

Non Dimmable
- F4596065
- F4596045
- F4596048
- F4596056

1-10V
- F4596065-310
- F4596045-310
- F4596048-310
- F4596056-310

Dali
- F4596065-300
- F4596045-300
- F4596048-300
- F4596056-300

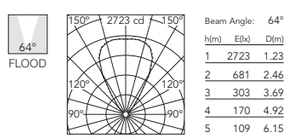

@4000K

Beam Angle:	64°
h(m)	E(lx) D(m)
1	2723 1.23
2	681 2.46
3	303 3.69
4	170 4.92
5	109 6.15

A-Round 240



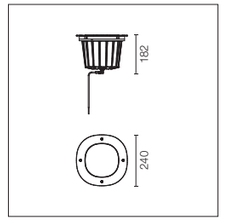

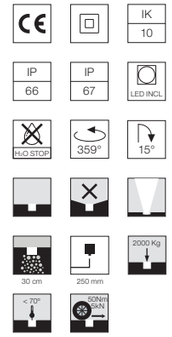

Stromquelle 220/240V integriert. Das erforderliche Einbaugehäuse ist separat zu bestellen.
Einstellung auf der vertikale Achse: max. 15°. Drehung um die horizontalen Achse: max. 359°.

Integrated 220/240V power supply. Box for installation required, to be ordered separately.
Adjustment on the vertical axis: max 15°. Rotation around the horizontal axis: max 359°.

Power Led: 21W - 1760 lm ≠ *FIXT 1623 lm - 2700K/CRI 80 - 220-240V / 21W - 2040 lm ≠ *FIXT 1747 lm - 3000K/CRI 80 - 220-240V / 21W - 2200 lm ≠ *FIXT 1878 lm - 4000K/CRI 80 - 220-240V
*FIXT lm = Spot Optic

Optic Spot

2700K

Non Dimmable
- F4579065
- F4579045
- F4579048
- F4579056

1-10V
- F4579065-310
- F4579045-310
- F4579048-310
- F4579056-310

Dali
- F4579065-300
- F4579045-300
- F4579048-300
- F4579056-300

3000K

Non Dimmable
- F4582065
- F4582045
- F4582048
- F4582056

1-10V
- F4582065-310
- F4582045-310
- F4582048-310
- F4582056-310

Dali
- F4582065-300
- F4582045-300
- F4582048-300
- F4582056-300

4000K

Non Dimmable
- F4585065
- F4585045
- F4585048
- F4585056

1-10V
- F4585065-310
- F4585045-310
- F4585048-310
- F4585056-310

Dali
- F4585065-300
- F4585045-300
- F4585048-300
- F4585056-300

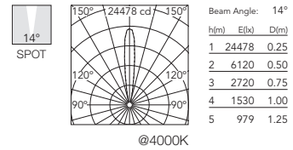

@4000K

Beam Angle:	14°
h(m)	E(lx) D(m)
1	24478 0.25
2	6120 0.50
3	2720 0.75
4	1530 1.00
5	979 1.25

Optic Medium

2700K

Non Dimmable
- F4580065
- F4580045
- F4580048
- F4580056

1-10V
- F4580065-310
- F4580045-310
- F4580048-310
- F4580056-310

Dali
- F4580065-300
- F4580045-300
- F4580048-300
- F4580056-300

3000K

Non Dimmable
- F4583065
- F4583045
- F4583048
- F4583056

1-10V
- F4583065-310
- F4583045-310
- F4583048-310
- F4583056-310

Dali
- F4583065-300
- F4583045-300
- F4583048-300
- F4583056-300

4000K

Non Dimmable
- F4586065
- F4586045
- F4586048
- F4586056

1-10V
- F4586065-310
- F4586045-310
- F4586048-310
- F4586056-310

Dali
- F4586065-300
- F4586045-300
- F4586048-300
- F4586056-300

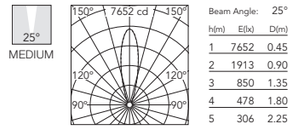

@4000K

Beam Angle:	25°
h(m)	E(lx) D(m)
1	7652 0.45
2	1913 0.90
3	850 1.35
4	478 1.80
5	306 2.25

Optic Flood

2700K

Non Dimmable
- F4581065
- F4581045
- F4581048
- F4581056

1-10V
- F4581065-310
- F4581045-310
- F4581048-310
- F4581056-310

Dali
- F4581065-300
- F4581045-300
- F4581048-300
- F4581056-300

3000K

Non Dimmable
- F4584065
- F4584045
- F4584048
- F4584056

1-10V
- F4584065-310
- F4584045-310
- F4584048-310
- F4584056-310

Dali
- F4584065-300
- F4584045-300
- F4584048-300
- F4584056-300

4000K

Non Dimmable
- F4587065
- F4587045
- F4587048
- F4587056

1-10V
- F4587065-310
- F4587045-310
- F4587048-310
- F4587056-310

Dali
- F4587065-300
- F4587045-300
- F4587048-300
- F4587056-300

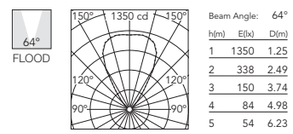

@4000K

Beam Angle:	64°
h(m)	E(lx) D(m)
1	1350 1.25
2	338 2.49
3	150 3.74
4	84 4.98
5	54 6.23

A-Round 150



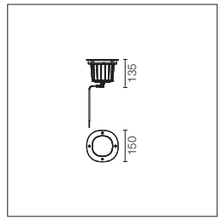

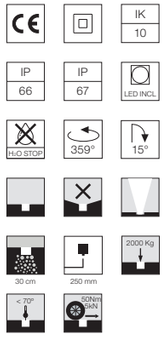

Stromquelle 110/240V integriert. Das erforderliche Einbaugehäuse ist separat zu bestellen. Dimmbare Version auf Anfrage.
Einstellung auf der vertikale Achse: max. 15°. Drehung um die horizontale Achse: max. 359°.

Integrated 110/240V power supply. Box for installation required, to be ordered separately. Dimmable version on request.
Adjustment on the vertical axis: max 15°. Rotation around the horizontal axis: max 359°.

Power Led: 8W - 572 lm ≠ *FIXT 536 lm - 2700K/CRI 80 - 110-240V / 8W - 663 lm ≠ *FIXT 576 lm - 3000K/CRI 80 - 110-240V / 8W - 715 lm ≠ *FIXT 620 lm - 4000K/CRI 80 - 110-240V
*FIXT lm = Spot Optic

Optic Spot

2700K	3000K	4000K
F4570065	F4573065	F4576065
F4570045	F4573045	F4576045
F4570048	F4573048	F4576048
F4570056	F4573056	F4576056

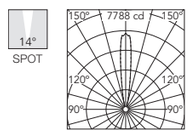

Beam Angle: 14°

h(m)	E(lx)	D(m)
1	7788	0.25
2	1947	0.50
3	865	0.76
4	487	1.01
5	312	1.26

@4000K

Optic Medium

2700K	3000K	4000K
F4571065	F4574065	F4577065
F4571045	F4574045	F4577045
F4571048	F4574048	F4577048
F4571056	F4574056	F4577056

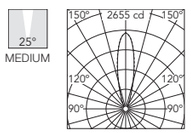

Beam Angle: 25°

h(m)	E(lx)	D(m)
1	2655	0.43
2	664	0.86
3	295	1.28
4	166	1.71
5	106	2.14

@4000K

Optic Flood

2700K	3000K	4000K
F4572065	F4575065	F4578065
F4572045	F4575045	F4578045
F4572048	F4575048	F4578048
F4572056	F4575056	F4578056

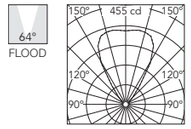

Beam Angle: 64°

h(m)	E(lx)	D(m)
1	455	1.26
2	114	2.51
3	51	3.77
4	28	5.03
5	18	6.28

@4000K

A-Round: Zubehörteile / Accessories

Honeycomb.	Honeycomb.	A-Round 315 - 4 Units Kit F4557000	
Floodlinse.	Flood lens.	A-Round 315 - 4 Units Kit F4560000	
Einbaugehäuse.	Box for installation.	A-Round 315 F4599000	 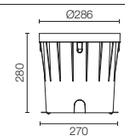
Honeycomb.	Honeycomb.	A-Round 240 - 4 Units Kit F4556000	
Floodlinse.	Flood lens.	A-Round 240 - 4 Units Kit F4559000	
Einbaugehäuse.	Box for installation.	A-Round 240 F4598000	 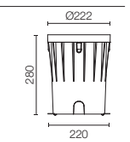
Honeycomb.	Honeycomb.	A-Round 150 - 4 Units Kit F4555000	
Floodlinse.	Flood lens.	A-Round 150 - 4 Units Kit F4558000	
Einbaugehäuse.	Box for installation.	A-Round 150 F4597000	 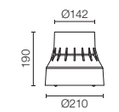
Verbindungssystem, IP68, 2-Wege-H2O-Antikondensat, 4-polig, (ø5,5÷12mm Kabel).	2 way terminal block 4 poles IP68 H2O Stop. (ø5,5÷12mm cable).	F990C00A000	 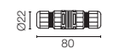
Verbindungssystem, IP68, 3/4-Wege-H2O-Antikondensat, 4-polig, (ø5,5÷12mm Kabel).	3/4 way terminal block 4 poles IP68 H2O Stop. (ø5,5÷12mm cable).	F990C010000	
Überspannungsschutzgerät. 275 Vac. Maximaler Entladestrom 10KA (8 / 20us). Maximaler Betriebsstrom 5A. Geeignet für Reihenschaltung. IP66.	Surge protection device. 275Vac. Maximum discharge current 10KA (8/20us). Maximum operating current 5A. Suitable for series connection. IP66.	F990E00A000	 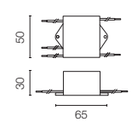

A-Rise



A-Rise





Familie / Family

A-Rise 290



Power Led
up to 39W
up to 2956 lm - 2700K/CRI 80
up to 3167 lm - 3000K/CRI 80
up to 3273 lm - 4000K/CRI 80
* Net lumen output

CoB Led
up to 38W
up to 3093 lm - 2700K/CRI 80
up to 3326 lm - 3000K/CRI 80
up to 3411 lm - 4000K/CRI 80
* Net lumen output

A-Rise 225



Power Led
up to 21W
up to 1478 lm - 2700K/CRI 80
up to 1584 lm - 3000K/CRI 80
up to 1636 lm - 4000K/CRI 80
* Net lumen output

CoB Led
up to 21W
up to 1739 lm - 2700K/CRI 80
up to 1870 lm - 3000K/CRI 80
up to 1961 lm - 4000K/CRI 80
* Net lumen output

A-Rise 145



Power Led
up to 8W
up to 472 lm - 2700K/CRI 80
up to 507 lm - 3000K/CRI 80
up to 583 lm - 4000K/CRI 80
* Net lumen output

CoB Led
up to 9W
up to 545 lm - 2700K/CRI 80
up to 586 lm - 3000K/CRI 80
up to 610 lm - 4000K/CRI 80
* Net lumen output

A-Rise 130



Mid - Power Led
up to 7W
up to 453 lm - 3000K/CRI 80
up to 479 lm - 4000K/CRI 80
* Net lumen output

A-Rise 65



Power Led
up to 3,4W
up to 138 lm - 2700K/CRI 80
up to 149 lm - 3000K/CRI 80
up to 155 lm - 4000K/CRI 80
* Net lumen output

A-Rise 65 High Emission



Power Led
up to 4,5W
up to 246 lm - 2700K/CRI 80
up to 267 lm - 3000K/CRI 80
up to 277 lm - 4000K/CRI 80
* Net lumen output

A-Rise 49



Power Led
up to 2,3W
up to 106 lm - 2700K/CRI 80
up to 115 lm - 3000K/CRI 80
up to 119 lm - 4000K/CRI 80
* Net lumen output

Ausführungen / Colours



56 Matt Stainless Steel

Beschreibung / Description

Komplette Familie von Bodeneinbauleuchten mit LED-Quelle. Sie zeichnen sich durch ihre geschwungenen Linien aus, die sich an unterschiedliche architektonische Einbaubedingungen anpassen. Erhältlich in verschiedenen Dimensionen mit verschiedenen Abstrahlwinkeln. Äußere Hauben aus Edelstahl 316L, kugelgestrahlt zur Verbesserung der Widerstandsfähigkeit und der Ästhetik mit einer leicht satinierten Oberfläche. Die Befestigungsschrauben sind aus Edelstahl AISI 316L gefertigt. Die Montage benötigt eine Einbaudose, die separat bestellt werden muss. Um Wasseransammlung zu vermeiden, muss der untere Teil der Dose mit einer Schicht aus abfließendem Material oder einem anderen Abflusssystem isoliert werden. Um den Erhalt der Kabelführung zu gewährleisten, wird empfohlen, flexible Elektrokabel zu verwenden, die für den Außeneinsatz geeignet sind.

A-Rise 145 / 225 / 290
Begehbare Bodeneinbauleuchte. Erhältlich in drei verschiedenen Durchmessern und verschiedenen Abstrahlwinkeln. Ausgestattet mit einem auf der vertikalen Achse neigbaren und auf der horizontalen Achse verstellbaren Visier zur Einstellung der Helligkeit und zur perfekten Anpassung an den gewünschten Effekt auf der Oberfläche. Die rückwärtige Position der Lichtquelle trägt zu einer erheblichen Reduzierung der Direktblendung bei und sorgt so für einen hohen Sehkomfort. Gehäuse und Kühlkörper bestehen aus Aluminiumdruckguss EN AB-47100 (mit geringem Kupferanteil), das mit einer doppelten Schicht hochkorrosionsfester Farbe beschichtet ist. Der Außendeckel ist aus kugelgestrahltem Edelstahl AISI 316L gefertigt. Gehärtetes, transparentes Glas für höhere Widerstandsfähigkeit, mit Siebdruck zur Reduzierung der Direktblendung. Befestigung am Ring der Außenhaube durch ein Roboterklebesystem. Ausgestattet mit einem wasserdichten M12-Gewindeanschluss, der das Eindringen von Wasser verhindert und einen schnellen Anschluss an die Kabeleinheit ermöglicht, zusammen mit einem ferngesteuerten IP67-Kit, das in der Einbaudose installiert werden muss.

A-Rise 130
Begehbare Bodeneinbauleuchte, die sich durch eine flache Aussparung auszeichnet, die den Einbau in 80 mm starke Trennwände ermöglicht. Breiter Abstrahlwinkel für einen glatten und diffusen Lichtstrahl. Erhältlich in zwei Leistungsfaktoren und zwei Lichtströmen, um unterschiedliche Beleuchtungsanforderungen zu erfüllen. Gehäuse und Kühlkörper bestehen aus Aluminiumdruckguss EN AB-47100 (mit geringem Kupferanteil), das mit einer doppelten Schicht hochkorrosionsfester Farbe beschichtet ist. Außenhaube aus kugelgestrahltem Edelstahl AISI 316L. Mattierter Glas-Diffusor, mit Siebdruck in der Mitte, um die Blendung zu reduzieren, und mit einem Roboterklebesystem befestigt. Erhältlich in zwei Versionen: 24V und Netzspannung LED-Modul. Die 24-V-Version benötigt eine Fernstromversorgung, die separat bestellt werden muss.

A-Rise 49 / A-Rise 65
Federbelastete Version der begehbaren Bodeneinbauleuchte, die für den Einbau in Wände oder Zwischendecken konzipiert ist. Erhältlich in zwei verschiedenen Durchmessern, sie zeichnet sich durch ihre kompakte Form und das Fehlen von sichtbaren Schrauben aus. Erhältlich mit verschiedenen Lichtstreuungen und Abstrahlwinkeln. Die leicht rückwärtige Position der Lichtquelle trägt dazu bei, die Direktblendung zu reduzieren. Struktur aus gedrehtem Aluminium, Legierung EN AW 6060, eloxiert für bessere Korrosionsbeständigkeit. Außenhaube aus kugelgestrahltem Edelstahl 316L. Transparenter Polykarbonatdiffusor für eng- und mittelstrahlende Versionen und opaler Polykarbonatdiffusor für diffuse Lichtversionen. 24 V Gleichstrom Leuchte mit Fernstromversorgung, die separat bestellt werden muss.

Complete family of ground recessed luminaires with LED source. They are characterized by their curved lines, which adapt to different architectural installation conditions. Available in different sizes and different beam angles. External caps made of 316L stainless steel, shot-blasted to improve its resistance to stress and its aesthetics with a slightly satin finish. The fixing screws are made of AISI 316L stainless steel. The installation requires a recessed box to be ordered separately. To avoid water stagnation, it is necessary to insulate the lower part of the box with a layer of drainage material or other drainage system. In order to guarantee the preservation of the cable guide, it is recommended to use flexible electric cables specifically designed for outdoor use.

A-Rise 145 / 225 / 290
Ground recessed and walk-over luminaire. Available in three different diameters and different beam angles. Equipped with a visor that tilts on the vertical axis and that is adjustable on the horizontal axis in order to adjust brightness and to perfectly adapt it to the desired effect on the surface. The rear position of the light source contributes to a considerable reduction of direct glare, thus ensuring excellent visual comfort. The structure and sink are made of EN AB-47100 die-cast aluminum (with low copper content), coated with a double layer of highly corrosion-resistant paint. The external cap is made of AISI 316L shot-blasted stainless steel. Tempered, transparent glass for higher resistance, silkscreened in order to reduce glare. Fixed to the ring of the external cap through a robotic gluing system. Equipped with an M12 watertight screw-on connector which completely isolates it from water infiltration and guarantees a quick connection with the supplied wiring, together with a remote IP67 kit to be installed in the box for recessing.

A-Rise 130
Ground recessed and walk-over luminaire characterized by a shallow recessing which allows its installation in 80 mm partition walls. Wide beam angle for a smooth and diffused light. Available in two power factors and two luminous fluxes to meet different lighting requirements. EN AB-47100 die-cast aluminium structure and sink (with low copper content), coated with a double layer of highly corrosion-resistant paint. AISI 316L shot-blasted stainless steel external cap. Frosted glass diffuser, silkscreened at the center in order to reduce glare and fixed through a robotic gluing system. Available in two versions: 24V and line voltage LED module. The 24V version requires a remote power supply to be ordered separately.

A-Rise 49 / A-Rise 65
Spring-loaded version of the ground recessed and walk-over luminaire, designed to be recessed in walls or false ceilings. Available in two different diameters, it is characterized by its compact shape and the absence of visible screws. Available with different light diffusion and beam angles. The slightly rear position of the light source contributes to reduce the direct glare. Structure in turned aluminium, EN AW 6060 alloy, anodized for better resistance to corrosion. 316L shot-blasted stainless steel external cap. Transparent polycarbonate diffuser for narrow and medium beam versions and opal polycarbonate diffuser for diffused light versions. The 24V dc luminaire is powered by a remote power supply to be ordered separately.

A-Rise 290



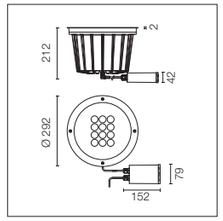

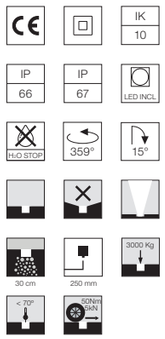

Inklusive LED-Lichtquelle. Integrierte elektrische 24V-Gleichstrom-Fernstromversorgung ON/ OFF. Neigung auf der vertikalen Achse: Max. 15°. Rotation auf der horizontalen Achse: Max. 359°. Fernstromversorgung, die in einer Anschlussdose untergebracht werden muss, ausgestattet mit einem 400 mm überstehenden Kabel mit einem M12 Gewindeanschluss, der die Wasserdichtigkeit der Leuchte garantiert und einem 250 mm Kabel für den Anschluss an die Stromleitung.
Extraklares transparentes Glas.

LED light source included. Integrated 24V dc ON/OFF remote electric power supply. Adjustment on vertical axis: 15° max. Rotation on horizontal axis: 359° max. Remote power supply that must be placed in a junction box, equipped with a protruding, 400 mm cable with an M12 screw-on connector that guarantees the water tightness of the luminaire, and with a 250 mm cable for the connection to the power line.
Extra clear transparent glass.

Optic Spot 10°

Power Led: 39W - 3864 lm ≠ OUTPUT 2956 lm - 2700K/CRI 80 - 220÷240V / 39W - 4140 lm ≠ OUTPUT 3167 lm - 3000K/CRI 80 - 220÷240V / 39W - 4278 lm ≠ OUTPUT 3273 lm - 4000K/CRI 80 - 220÷240V

2700K
Non Dimmable
- FA53406356

1-10V
- FA53406356-310

Dali
- FA53406356-300

3000K
Non Dimmable
- FA53403756

1-10V
- FA53403756-310

Dali
- FA53403756-300

4000K
Non Dimmable
- FA53403656

1-10V
- FA53403656-310

Dali
- FA53403656-300

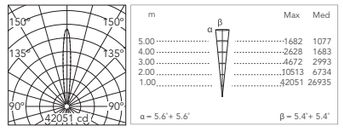

@ 3000K

Optic Medium 35°

Power Led: 39W - 3864 lm ≠ OUTPUT 2722 lm - 2700K/CRI 80 - 220÷240V / 39W - 4140 lm ≠ OUTPUT 2917 lm - 3000K/CRI 80 - 220÷240V / 39W - 4278 lm ≠ OUTPUT 3014 lm - 4000K/CRI 80 - 220÷240V

2700K
Non Dimmable
- FA53406456

1-10V
- FA53406456-310

Dali
- FA53406456-300

3000K
Non Dimmable
- FA53404056

1-10V
- FA53404056-310

Dali
- FA53404056-300

4000K
Non Dimmable
- FA53403956

1-10V
- FA53403956-310

Dali
- FA53403956-300

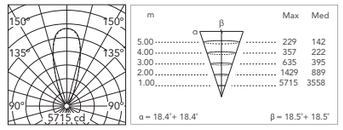

@ 3000K

Optic Flood 70°

Power Led: 39W - 3864 lm ≠ OUTPUT 2918 lm - 2700K/CRI 80 - 220÷240V / 39W - 4140 lm ≠ OUTPUT 3126 lm - 3000K/CRI 80 - 220÷240V / 39W - 4278 lm ≠ OUTPUT 3230 lm - 4000K/CRI 80 - 220÷240V

2700K
Non Dimmable
- FA53406556

1-10V
- FA53406556-310

Dali
- FA53406556-300

3000K
Non Dimmable
- FA53404356

1-10V
- FA53404356-310

Dali
- FA53404356-300

4000K
Non Dimmable
- FA53404256

1-10V
- FA53404256-310

Dali
- FA53404256-300

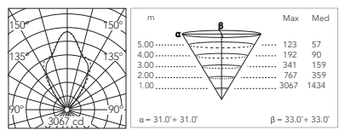

@ 3000K

A-Rise 290 Wall Washer



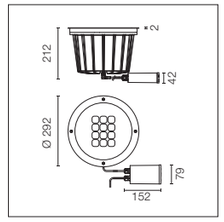

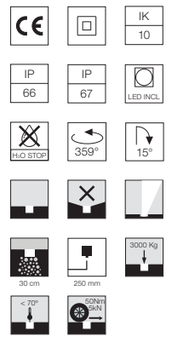

Inklusive LED-Lichtquelle. Integrierte elektrische 24V-Gleichstrom-Fernstromversorgung ON/ OFF. Neigung auf der vertikalen Achse: Max. 15°. Rotation auf der horizontalen Achse: Max. 359°. Fernstromversorgung, die in einer Anschlussdose untergebracht werden muss, ausgestattet mit einem 400 mm überstehenden Kabel mit einem M12 Gewindeanschluss, der die Wasserdichtigkeit der Leuchte garantiert und einem 250 mm Kabel für den Anschluss an die Stromleitung.
Extraklares transparentes Glas.

LED light source included. Integrated 24V dc ON/OFF remote electric power supply. Adjustment on vertical axis: 15° max. Rotation on horizontal axis: 359° max. Remote power supply that must be placed in a junction box, equipped with a protruding, 400 mm cable with an M12 screw-on connector that guarantees the water tightness of the luminaire, and with a 250 mm cable for the connection to the power line.
Extra clear transparent glass.

Optic Asymmetric 54°x 66°

Power Led: 39W - 3864 lm ≠ OUTPUT 2840 lm - 2700K/CRI 80 - 220÷240V / 39W - 4140 lm ≠ OUTPUT 3043 lm - 3000K/CRI 80 - 220÷240V / 39W - 4278 lm ≠ OUTPUT 3144 lm - 4000K/CRI 80 - 220÷240V

2700K
Non Dimmable
- FA53406656

1-10V
- FA53406656-310

Dali
- FA53406656-300

3000K
Non Dimmable
- FA53404656

1-10V
- FA53404656-310

Dali
- FA53404656-300

4000K
Non Dimmable
- FA53404556

1-10V
- FA53404556-310

Dali
- FA53404556-300

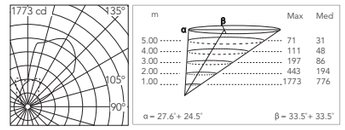

@ 3000K

A-Rise 290 High Emission



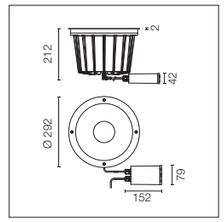

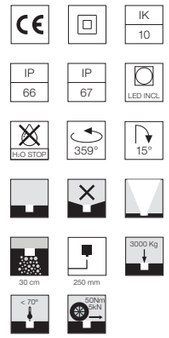

Inklusive LED-Lichtquelle. Integrierte elektrische 24V-Gleichstrom-Fernstromversorgung ON/ OFF. Neigung auf der vertikalen Achse: Max. 15°. Rotation auf der horizontalen Achse: Max. 359°. Fernstromversorgung, die in einer Anschlussdose untergebracht werden muss, ausgestattet mit einem 400 mm überstehenden Kabel mit einem M12 Gewindeanschluss, der die Wasserdichtigkeit der Leuchte garantiert und einem 250 mm Kabel für den Anschluss an die Stromleitung.
Extraklares transparentes Glas.

LED light source included. Integrated 24V dc ON/OFF remote electric power supply. Adjustment on vertical axis: 15° max. Rotation on horizontal axis: 359° max. Remote power supply that must be placed in a junction box, equipped with a protruding, 400 mm cable with an M12 screw-on connector that guarantees the water tightness of the luminaire, and with a 250 mm cable for the connection to the power line.
Extra clear transparent glass.

Optic Medium 40°

CoB Led: 38W - 4078 lm ≠ OUTPUT 3093 lm - 2700K/CRI 80 - 220÷240V / 38W - 4385 lm ≠ OUTPUT 3326 lm - 3000K/CRI 80 - 220÷240V / 38W - 4496 lm ≠ OUTPUT 3411 lm - 4000K/CRI 80 - 220÷240V

2700K
Non Dimmable
- FA53406756

1-10V
- FA53406756-310

Dali
- FA53406756-300

3000K
Non Dimmable
- FA53404856

1-10V
- FA53404856-310

Dali
- FA53404856-300

4000K
Non Dimmable
- FA53404756

1-10V
- FA53404756-310

Dali
- FA53404756-300

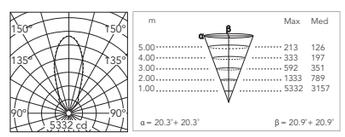

@ 3000K

A-Rise 225



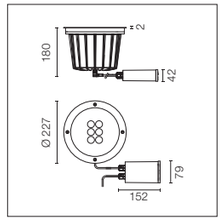

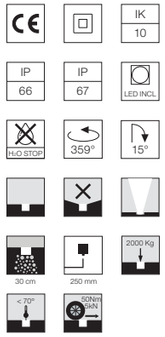

Inklusive LED-Lichtquelle. Integrierte elektrische 24V-Gleichstrom-Fernstromversorgung ON/ OFF. Neigung auf der vertikalen Achse: Max. 15°. Rotation auf der horizontalen Achse: Max. 359°. Fernstromversorgung, die in einer Anschlussdose untergebracht werden muss, ausgestattet mit einem 400 mm überstehenden Kabel mit einem M12 Gewindeanschluss, der die Wasserdichtigkeit der Leuchte garantiert und einem 250 mm Kabel für den Anschluss an die Stromleitung.
Extraklares transparentes Glas.

LED light source included. Integrated 24V dc ON/OFF remote electric power supply. Adjustment on vertical axis: 15° max. Rotation on horizontal axis: 359° max. Remote power supply that must be placed in a junction box, equipped with a protruding, 400 mm cable with an M12 screw-on connector that guarantees the water tightness of the luminaire, and with a 250 mm cable for the connection to the power line.
Extra clear transparent glass.

Optic Spot 10°

Power Led: 21W - 1932 lm ≠ OUTPUT 1478 lm - 2700K/CRI 80 - 220÷240V / 21W - 2070 lm ≠ OUTPUT 1584 lm - 3000K/CRI 80 - 220÷240V / 21W - 2139 lm ≠ OUTPUT 1636 lm - 4000K/CRI 80 - 220÷240V

2700K
Non Dimmable
- FA53405756
1-10V
- FA53405756-310
Dali
- FA53405756-300

3000K
Non Dimmable
- FA53402156
1-10V
- FA53402156-310
Dali
- FA53402156-300

4000K
Non Dimmable
- FA53402056
1-10V
- FA53402056-310
Dali
- FA53402056-300

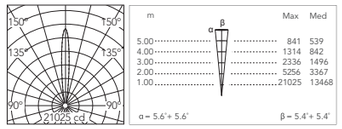

@ 3000K

Optic Medium 35°

Power Led: 21W - 1932 lm ≠ OUTPUT 1361 lm - 2700K/CRI 80 - 220÷240V / 21W - 2070 lm ≠ OUTPUT 1458 lm - 3000K/CRI 80 - 220÷240V / 21W - 2139 lm ≠ OUTPUT 1507 lm - 4000K/CRI 80 - 220÷240V

2700K
Non Dimmable
- FA53405856
1-10V
- FA53405856-310
Dali
- FA53405856-300

3000K
Non Dimmable
- FA53402456
1-10V
- FA53402456-310
Dali
- FA53402456-300

4000K
Non Dimmable
- FA53402356
1-10V
- FA53402356-310
Dali
- FA53402356-300

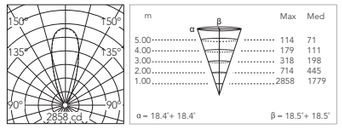

@ 3000K

Optic Flood 70°

Power Led: 21W - 1932 lm ≠ OUTPUT 1459 lm - 2700K/CRI 80 - 220÷240V / 21W - 2070 lm ≠ OUTPUT 1563 lm - 3000K/CRI 80 - 220÷240V / 21W - 2139 lm ≠ OUTPUT 1615 lm - 4000K/CRI 80 - 220÷240V

2700K
Non Dimmable
- FA53405956
1-10V
- FA53405956-310
Dali
- FA53405956-300

3000K
Non Dimmable
- FA53402756
1-10V
- FA53402756-310
Dali
- FA53402756-300

4000K
Non Dimmable
- FA53402656
1-10V
- FA53402656-310
Dali
- FA53402656-300

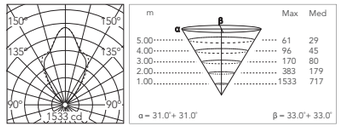

@ 3000K

A-Rise 225 Wall Washer



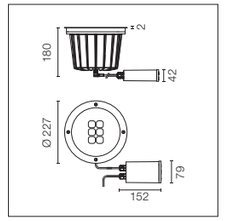

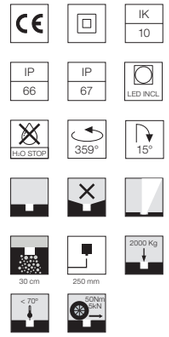

Inklusive LED-Lichtquelle. Integrierte elektrische 24V-Gleichstrom-Fernstromversorgung ON/ OFF. Neigung auf der vertikalen Achse: Max. 15°. Rotation auf der horizontalen Achse: Max. 359°. Fernstromversorgung, die in einer Anschlussdose untergebracht werden muss, ausgestattet mit einem 400 mm überstehenden Kabel mit einem M12 Gewindeanschluss, der die Wasserdichtigkeit der Leuchte garantiert und einem 250 mm Kabel für den Anschluss an die Stromleitung.
Extraklares transparentes Glas.

LED light source included. Integrated 24V dc ON/OFF remote electric power supply. Adjustment on vertical axis: 15° max. Rotation on horizontal axis: 359° max. Remote power supply that must be placed in a junction box, equipped with a protruding, 400 mm cable with an M12 screw-on connector that guarantees the water tightness of the luminaire, and with a 250 mm cable for the connection to the power line.
Extra clear transparent glass.

Optic Asymmetric 54°x 66°

Power Led: 21W - 1932 lm ≠ OUTPUT 1420 lm - 2700K/CRI 80 - 220÷240V / 21W - 2070 lm ≠ OUTPUT 1521 lm - 3000K/CRI 80 - 220÷240V / 21W - 2139 lm ≠ OUTPUT 1572 lm - 4000K/CRI 80 - 220÷240V

2700K
Non Dimmable
- FA53406056
1-10V
- FA53406056-310
Dali
- FA53406056-300

3000K
Non Dimmable
- FA53403056
1-10V
- FA53403056-310
Dali
- FA53403056-300

4000K
Non Dimmable
- FA53402956
1-10V
- FA53402956-310
Dali
- FA53402956-300

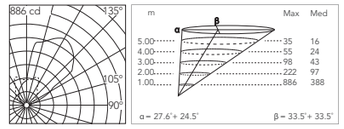

@ 3000K

A-Rise 225 High Emission



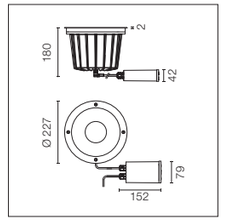

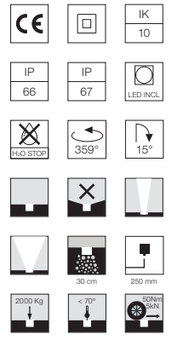

Inklusive LED-Lichtquelle. Integrierte elektrische 24V-Gleichstrom-Fernstromversorgung ON/ OFF. Neigung auf der vertikalen Achse: Max. 15°. Rotation auf der horizontalen Achse: Max. 359°. Fernstromversorgung, die in einer Anschlussdose untergebracht werden muss, ausgestattet mit einem 400 mm überstehenden Kabel mit einem M12 Gewindeanschluss, der die Wasserdichtigkeit der Leuchte garantiert und einem 250 mm Kabel für den Anschluss an die Stromleitung.
Extraklares transparentes Glas.

LED light source included. Integrated 24V dc ON/OFF remote electric power supply. Adjustment on vertical axis: 15° max. Rotation on horizontal axis: 359° max. Remote power supply that must be placed in a junction box, equipped with a protruding, 400 mm cable with an M12 screw-on connector that guarantees the water tightness of the luminaire, and with a 250 mm cable for the connection to the power line.
Extra clear transparent glass.

Optic Spot 16°

CoB Led: 21W - 2246 lm ≠ OUTPUT 1739 lm - 2700K/CRI 80 - 220÷240V / 21W - 2415 lm ≠ OUTPUT 1870 lm - 3000K/CRI 80 - 220÷240V / 21W - 2533 lm ≠ OUTPUT 1961 lm - 4000K/CRI 80 - 220÷240V

2700K
Non Dimmable
- FA53406156
1-10V
- FA53406156-310
Dali
- FA53406156-300

3000K
Non Dimmable
- FA53403256
1-10V
- FA53403256-310
Dali
- FA53403256-300

4000K
Non Dimmable
- FA53403156
1-10V
- FA53403156-310
Dali
- FA53403156-300

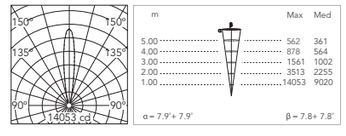

@ 3000K

Optic Medium 40°

CoB Led: 21W - 2246 lm ≠ OUTPUT 1673 lm - 2700K/CRI 80 - 220÷240V / 21W - 2415 lm ≠ OUTPUT 1799 lm - 3000K/CRI 80 - 220÷240V / 21W - 2533 lm ≠ OUTPUT 1886 lm - 4000K/CRI 80 - 220÷240V

2700K
Non Dimmable
- FA53406256
1-10V
- FA53406256-310
Dali
- FA53406256-300

3000K
Non Dimmable
- FA53403456
1-10V
- FA53403456-310
Dali
- FA53403456-300

4000K
Non Dimmable
- FA53403356
1-10V
- FA53403356-310
Dali
- FA53403356-300

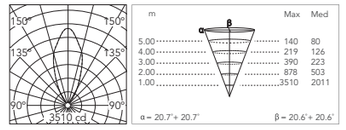

@ 3000K

A-Rise 145



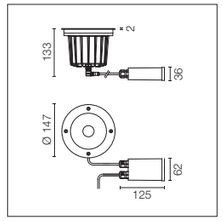

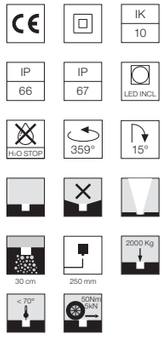

Inklusive LED-Lichtquelle. Integrierte elektrische 24V-Gleichstrom-Fernstromversorgung ON/ OFF. Neigung auf der vertikalen Achse: Max. 15°. Rotation auf der horizontalen Achse: Max. 359°. Fernstromversorgung, die in einer Anschlussdose untergebracht werden muss, ausgestattet mit einem 400 mm überstehenden Kabel mit einem M12 Gewindeanschluss, der die Wasserdichtigkeit der Leuchte garantiert und einem 250 mm Kabel für den Anschluss an die Stromleitung. Extraklares transparentes Glas. Dimmbare Version auf Anfrage erhältlich.

LED light source included. Integrated 24V dc ON/OFF remote electric power supply. Adjustment on vertical axis: 15° max. Rotation on horizontal axis: 359° max. Remote power supply that must be placed in a junction box, equipped with a protruding, 400 mm cable with an M12 screw-on connector that guarantees the water tightness of the luminaire, and with a 250 mm cable for the connection to the power line. Extra clear transparent glass. Adjustable light intensity version available upon request.

Optic Spot 10°

Power Led: 8W - 509 lm ≠ OUTPUT 451 lm - 2700K/CRI 80 - 220÷240V / 8W - 547 lm ≠ OUTPUT 485 lm - 3000K/CRI 80 - 220÷240V / 8W - 630 lm ≠ OUTPUT 558 lm - 4000K/CRI 80 - 220÷240V

2700K	3000K	4000K
FA53405156	FA53400356	FA53400256

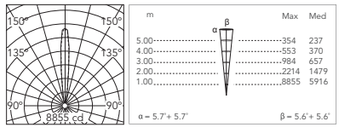

@ 3000K

Optic Medium 24°

Power Led: 8W - 509 lm ≠ OUTPUT 472 lm - 2700K/CRI 80 - 220÷240V / 8W - 547 lm ≠ OUTPUT 507 lm - 3000K/CRI 80 - 220÷240V / 8W - 630 lm ≠ OUTPUT 583 lm - 4000K/CRI 80 - 220÷240V

2700K	3000K	4000K
FA53405256	FA53400656	FA53400556

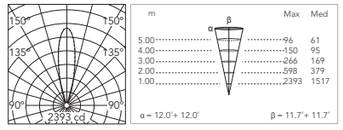

@ 3000K

Optic Flood 50°

Power Led: 8W - 509 lm ≠ OUTPUT 433 lm - 2700K/CRI 80 - 220÷240V / 8W - 547 lm ≠ OUTPUT 466 lm - 3000K/CRI 80 - 220÷240V / 8W - 630 lm ≠ OUTPUT 536 lm - 4000K/CRI 80 - 220÷240V

2700K	3000K	4000K
FA53405356	FA53400956	FA53400856

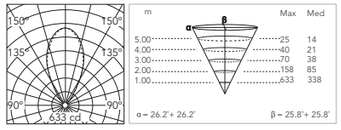

@ 3000K

A-Rise 145 Wall Washer



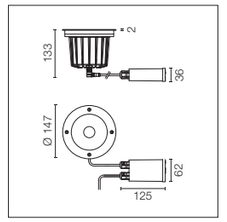

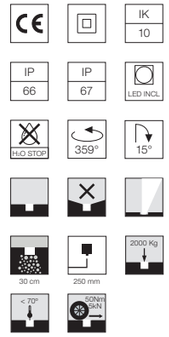

Inklusive LED-Lichtquelle. Integrierte elektrische 24V-Gleichstrom-Fernstromversorgung ON/ OFF. Neigung auf der vertikalen Achse: Max. 15°. Rotation auf der horizontalen Achse: Max. 359°. Fernstromversorgung, die in einer Anschlussdose untergebracht werden muss, ausgestattet mit einem 400 mm überstehenden Kabel mit einem M12 Gewindeanschluss, der die Wasserdichtigkeit der Leuchte garantiert und einem 250 mm Kabel für den Anschluss an die Stromleitung. Extraklares transparentes Glas. Dimmbare Version auf Anfrage erhältlich.

LED light source included. Integrated 24V dc ON/OFF remote electric power supply. Adjustment on vertical axis: 15° max. Rotation on horizontal axis: 359° max. Remote power supply that must be placed in a junction box, equipped with a protruding, 400 mm cable with an M12 screw-on connector that guarantees the water tightness of the luminaire, and with a 250 mm cable for the connection to the power line. Extra clear transparent glass. Adjustable light intensity version available upon request.

Optic Asymmetric 54°x 66°

Power Led: 8W - 509 lm ≠ OUTPUT 413 lm - 2700K/CRI 80 - 220÷240V / 8W - 547 lm ≠ OUTPUT 444 lm - 3000K/CRI 80 - 220÷240V / 8W - 630 lm ≠ OUTPUT 511 lm - 4000K/CRI 80 - 220÷240V

2700K	3000K	4000K
FA53405456	FA53401256	FA53401156

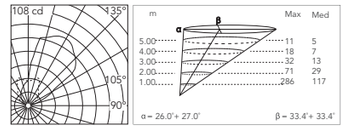

@ 3000K

A-Rise 145 High Emission



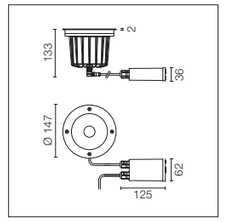

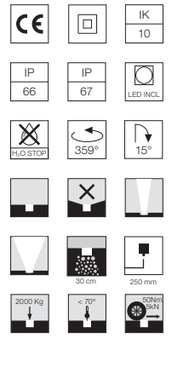

Inklusive LED-Lichtquelle. Integrierte elektrische 24V-Gleichstrom-Fernstromversorgung ON/ OFF. Neigung auf der vertikalen Achse: Max. 15°. Rotation auf der horizontalen Achse: Max. 359°. Fernstromversorgung, die in einer Anschlussdose untergebracht werden muss, ausgestattet mit einem 400 mm überstehenden Kabel mit einem M12 Gewindeanschluss, der die Wasserdichtigkeit der Leuchte garantiert und einem 250 mm Kabel für den Anschluss an die Stromleitung. Extraklares transparentes Glas. Dimmbare Version auf Anfrage erhältlich.

LED light source included. Integrated 24V dc ON/OFF remote electric power supply. Adjustment on vertical axis: 15° max. Rotation on horizontal axis: 359° max. Remote power supply that must be placed in a junction box, equipped with a protruding, 400 mm cable with an M12 screw-on connector that guarantees the water tightness of the luminaire, and with a 250 mm cable for the connection to the power line. Extra clear transparent glass. Adjustable light intensity version available upon request.

Optic Spot 16°

CoB Led: 9W - 857 lm ≠ OUTPUT 518 lm - 2700K/CRI 80 - 220÷240V / 9W - 922 lm ≠ OUTPUT 557 lm - 3000K/CRI 80 - 220÷240V / 9W - 959 lm ≠ OUTPUT 579 lm - 4000K/CRI 80 - 220÷240V

2700K	3000K	4000K
FA53405556	FA53401556	FA53401456

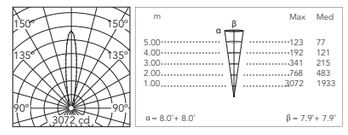

@ 3000K

Optic Flood 50°

CoB Led: 9W - 857 lm ≠ OUTPUT 545 lm - 2700K/CRI 80 - 220÷240V / 9W - 922 lm ≠ OUTPUT 586 lm - 3000K/CRI 80 - 220÷240V / 9W - 959 lm ≠ OUTPUT 610 lm - 4000K/CRI 80 - 220÷240V

2700K	3000K	4000K
FA53405656	FA53401856	FA53401756

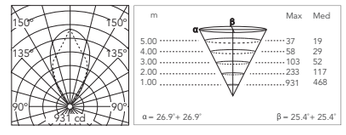

@ 3000K

A-Rise: Zubehörteile / Accessories

Einbaugehäuse.	Box for installation.	A-Rise 290 F4599000		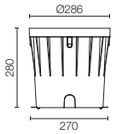
Einbaugehäuse.	Box for installation.	A-Rise 225 F4598000		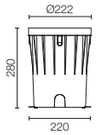
Einbaugehäuse.	Box for installation.	A-Rise 145 F4597000		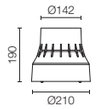
Verbindungssystem, IP68, 2-Wege-H_2O-Antikondensat, 4-polig, (ø5,5÷12mm Kabel).	2 way terminal block 4 poles IP68 H_2O Stop. (ø5,5÷12mm cable).	F990C00A000		
Verbindungssystem, IP68, 3/4-Wege-H_2O-Antikondensat, 4-polig, (ø5,5÷12mm Kabel).	3/4 way terminal block 4 poles IP68 H_2O Stop. (ø5,5÷12mm cable).	F990C010000		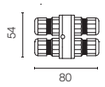
Überspannungsschutzgerät. 275 Vac. Maximaler Entladestrom 10KA (8 / 20µs). Maximaler Betriebsstrom 5A. Geeignet für Reihenschaltung. IP66.	Surge protection device. 275Vac. Maximum discharge current 10KA (8/20µs). Maximum operating current 5A. Suitable for series connection. IP66.	F990E00A000		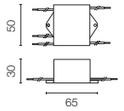

A-Rise 130 HP



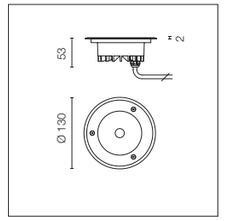

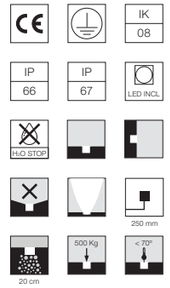

Inklusive LED-Lichtquelle. Die Montage benötigt eine Einbaudose, die separat bestellt werden muss. Die Leuchte ist ausgestattet mit einem 250 mm überstehenden Neoprenkabel und einem integriertem 2-Wege, 3-poligen H2O Anschlusssystem, der die Dichtigkeit des Anschlusses garantiert. Mattiertes Glas.

Mains voltage LED light source included. Requires a junction box to be ordered separately. The luminaire is equipped with a protruding, neoprene, 250 mm cable with an integrated 2-way, 3-pole H2O STOP connection system guaranteeing the water tightness of the connection. Frosted glass.

Optic Wide Flood 96°

Mid-Power Led: 7W - 525 lm ≠ OUTPUT 453 lm - 3000K/CRI 80 - 220-230V / 7W - 555 lm ≠ OUTPUT 479 lm - 4000K/CRI 80 - 220-230V

3000K	**4000K**
FA53000356	FA53000256

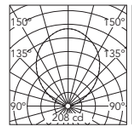

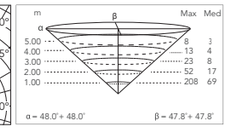

@ 4000K

A-Rise 130



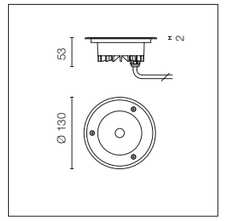

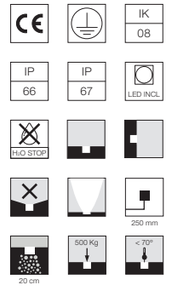

Inklusive LED-Lichtquelle. Die Montage benötigt eine Einbaudose, die separat bestellt werden muss. Die Leuchte ist ausgestattet mit einem 250 mm überstehenden Neoprenkabel und einem integriertem 2-Wege, 3-poligen H2O Anschlusssystem, der die Dichtigkeit des Anschlusses garantiert. Mattiertes Glas.

Mains voltage LED light source included. Requires a junction box to be ordered separately. The luminaire is equipped with a protruding, neoprene, 250 mm cable with an integrated 2-way, 3-pole H2O STOP connection system guaranteeing the water tightness of the connection. Frosted glass.

Optic Wide Flood 120°

Mid-Power Led: 4W - 380 lm ≠ OUTPUT 189 lm - 3000K/CRI 80 - 220.230V / 4W - 400 lm ≠ OUTPUT 199 lm - 4000K/CRI 80 - 220.230V

3000K	**4000K**
FA53000856	FA53000756

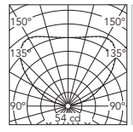

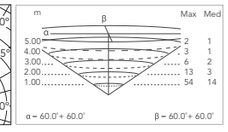

@ 4000K

A-Rise 130: Zubehörteile / Accessories

Einbaugehäuse.	Box for installation.	FA50		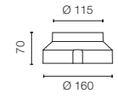
Verbindungssystem, IP68, 3/4-Wege-H2O-Antikondensat, 4-polig, (ø5,5÷12mm Kabel).	3/4 way terminal block 4 poles IP68 H2O Stop. (ø5,5÷12mm cable).	F990C010000		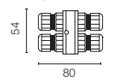
Überspannungsschutzgerät. 275 Vac. Maximaler Entladestrom 10KA (8 / 20us). Maximaler Betriebsstrom 5A. Geeignet für Reihenschaltung. IP66.	Surge protection device. 275Vac. Maximum discharge current 10KA (8/20us). Maximum operating current 5A. Suitable for series connection. IP66.	F990E00A000		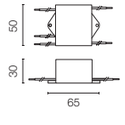

A-Rise 130 HP Low Voltage



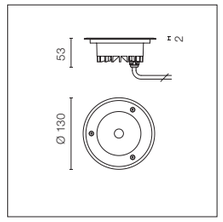

IK 08 | IP 66 | IP 67 | LED INCL | H2O STOP | 250 mm | 20 cm | 500 Kg | < 70°

Inklusive LED-Lichtquelle. 240V Fernstromversorgung, die separat bestellt werden muss, ON-OFF und dimmbar 1-10V oder DALI. Die Montage benötigt eine Einbaudose, die separat bestellt werden muss. Die Leuchte ist ausgestattet mit einem 250 mm überstehenden Neoprenkabel mit einem integriertem H2O STOP Anschlusssystem und einem Set mit Crimpverbindern und selbstklebenden Schrumpfschläuchen, die die Dichtigkeit des Anschlusses garantieren. Mattiertes Glas.

LED light source included. 24V remote electric power supply to be ordered separately, ON/OFF and adjustable light intensity from 1 to 10V or DALI. Requires a junction box to be ordered separately. The luminaire is equipped with a protruding, neoprene, 250 mm cable with an integrated H2O STOP connection system and a wiring kit with crimp connectors and adhesive heat-shrink tubing guaranteeing the water tightness of the connection. Frosted glass.

Optic Wide Flood 96°

Mid-Power Led: 7,3W - 707 lm ≠ OUTPUT 380 lm - 3000K/CRI 80 - 24Vdc / 7,3W - 734 lm ≠ OUTPUT 394 lm - 4000K/CRI 80 - 24Vdc

3000K
Dimmable
- FA53000656

4000K
Dimmable
- FA53000556

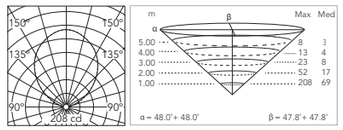

@ 4000K

* Maximale Leuchten pro Stromversorgung / Maximum number of luminaires per power supply.

Maximale Leuchten pro Stromversorgung (220÷ 240 V). Diese Angaben müssen unter Berücksichtigung der spezifischen Installationsbedingungen überprüft werden.

Max fixtures for each power supply (Vin 220÷240). Data in the chart are provided as a guide only. Please verify according to your installation.

Acc. RF25747	1	Acc. RF25752	2
Acc. RF25757	1	Acc. RF25755	7
Acc. RF25750	2	Acc. RF25749	9
Acc. F990B21A000	2	Acc. RF25756	12
Acc. RF26387	2		

A-Rise 130 Low Voltage



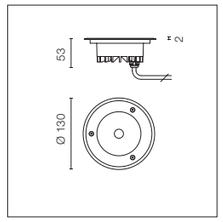

IK 08 | IP 66 | IP 67 | LED INCL | H2O STOP | 250 mm | 20 cm | 500 Kg | < 70°

Inklusive LED-Lichtquelle. 240V Fernstromversorgung, die separat bestellt werden muss, ON-OFF und dimmbar 1-10V oder DALI. Die Montage benötigt eine Einbaudose, die separat bestellt werden muss. Die Leuchte ist ausgestattet mit einem 250 mm überstehenden Neoprenkabel mit einem integriertem H2O STOP Anschlusssystem und einem Set mit Crimpverbindern und selbstklebenden Schrumpfschläuchen, die die Dichtigkeit des Anschlusses garantieren. Mattiertes Glas.

LED light source included. 24V remote electric power supply to be ordered separately, ON/OFF and adjustable light intensity from 1 to 10V or DALI. Requires a junction box to be ordered separately. The luminaire is equipped with a protruding, neoprene, 250 mm cable with an integrated H2O STOP connection system and a wiring kit with crimp connectors and adhesive heat-shrink tubing guaranteeing the water tightness of the connection. Frosted glass.

Optic Wide Flood 120°

Mid-Power Led: 4W - 360 lm ≠ OUTPUT 190 lm - 3000K/CRI 80 - 24Vdc / 4W - 380 lm ≠ OUTPUT 200 lm - 4000K/CRI 80 - 24Vdc

3000K
Dimmable
- FA53001056

4000K
Dimmable
- FA53000956

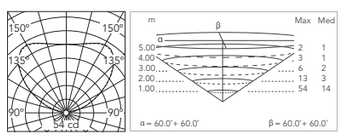

@ 4000K

* Maximale Leuchten pro Stromversorgung / Maximum number of luminaires per power supply.

Maximale Leuchten pro Stromversorgung (220÷ 240 V). Diese Angaben müssen unter Berücksichtigung der spezifischen Installationsbedingungen überprüft werden.

Max fixtures for each power supply (Vin 220÷240). Data in the chart are provided as a guide only. Please verify according to your installation.

Acc. RF25747	2	Acc. RF25752	4
Acc. RF25757	2	Acc. RF25755	12
Acc. RF25750	4	Acc. RF25749	16
Acc. F990B21A000	4	Acc. RF25756	21
Acc. RF26387	4		

A-Rise 130 Low Voltage: Zubehörteile / Accessories

Einbaugehäuse.	Box for installation.	FA50		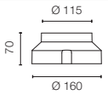
Verbindungssystem, IP 68, 2-Wege, 2-polig, (Ø4÷6,9mm Kabel). Kann nicht in das Einbaugehäuse für die Installation platziert werden.	2 way terminal block 2 poles IP68. (Ø4÷6,9mm cable). It can't be placed in the recessed box for installation.	F990C050000		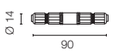

A-Rise 130 Low Voltage: Treiber / Drivers

Netzgerät 24V 10W / 110-240V IP20 Klasse II selv.	Power supply 24V 10W /110-240V IP20 Class II selv.	*RF25747		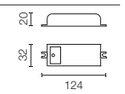
Netzgerät 24V 10W / 110-240V IP67 Klasse II selv.	Power supply 24V 10W / 110-240V IP67 Class II selv.	*RF25757		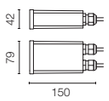
Netzgerät für den Ferneinbau 24Vdc 17W /N110-240V (15W@110V) IP20 Klasse II selv.	Power supply for remote installation 24Vdc 17W / 110-240V (15W@110V) IP20 Class II selv.	*RF25750 Dimmable Push-Dim Or 1-10V See Wiring Diagram n.4. Page 668.		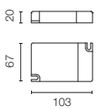
Netzgerät 17W/110÷240V - 24Vdc (15W@110V) IP67 Klasse II selv.	Power supply 17W/110÷240V - 24Vdc (15W@110V) IP67 Class II Selv.	*F990B21A000 Dimmable Push-Dim Or 1-10V See Wiring Diagram n.4. Page 668.		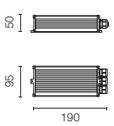
Netzgerät für den Ferneinbau 24Vdc 20W / 110-240Vdc (15W@110V) IP67 Klasse II selv.	Power supply for remote installation 24Vdc 20W / 110-240Vdc (15W@110V) IP67 Class II selv.	*RF26387 Dimmable DALI See Wiring Diagram n.4. Page 668.		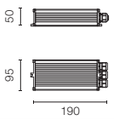
Netzgerät für den Ferneinbau 24Vdc 20W / 220- 240V IP67 Klasse II selv.	Power supply for remote installation 24Vdc 20W / 220-240V IP67 Class II selv.	*RF25752		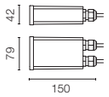
Netzgerät für den Ferneinbau 24Vdc 50W / 120-240V IP67 Klasse II selv.	Power supply for remote installation 24Vdc 50W / 120-240V IP67 Class II selv.	*RF25755		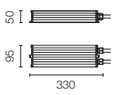
Netzgerät 24Vdc 35W / 120-270V IP67 Klasse II selv.	Power supply 24Vdc 35W / 120-270V IP67 Class II selv.	F990B23AZ00		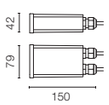
Netzgerät für den Ferneinbau 24Vdc 70W / 220-240V IP67 Klasse II selv.	Power supply for remote installation 24Vdc 70W / 220-240V IP67 Class II selv.	*RF25749		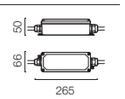
Netzgerät für den Ferneinbau 24Vdc 96W / 120-240V IP67 Klasse II selv.	Power supply for remote installation 24Vdc 96W / 120-240V IP67 Class II selv.	*RF25756		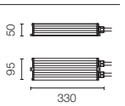

A-Rise 65 Ceiling



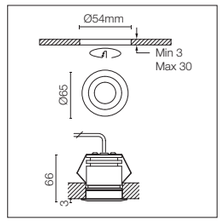

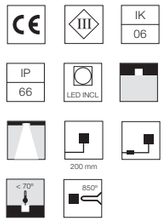

Inklusive LED-Quelle. Die 24 V Gleichstrom-Fernstromversorgung muss separat bestellt werden. Mit Feder für Gipskarton-Installationen. Die Leuchte ist ausgestattet mit einem 200 mm überstehenden Neoprenkabel und einem Set mit Crimpverbindern und selbstklebenden Schrumpfschläuchen, die die Dichtigkeit des Anschlusses garantieren. Transparenter Polycarbonat-Diffusor. Dimmbare Version auf Anfrage erhältlich.

LED source included. 24V dc remote electric power supply to be ordered separately. Includes a spring for plasterboard installations. The luminaire is equipped with a protruding, neoprene, 200 mm cable and a wiring kit with crimp connectors and adhesive heat-shrink tubing guaranteeing the water tightness of the connection. Transparent polycarbonate diffuser. Adjustable light intensity version available upon request.

Optic Spot 10°

Power Led: 3,4W - 199 lm ≠ OUTPUT 138 lm - 2700K/CRI 80 - 24Vdc / 3,4W - 215 lm ≠ OUTPUT 149 lm - 3000K/CRI 80 - 24Vdc / 3,4W - 224 lm ≠ OUTPUT 155 lm - 4000K/CRI 80 - 24Vdc

2700K	3000K	4000K
FA51820556	FA51800656	FA51800556

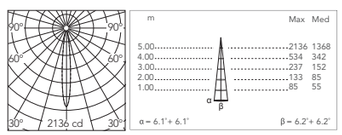

@ 3000K

Optic Medium 30°

Power Led: 3,4W - 199 lm ≠ OUTPUT 121 lm - 2700K/CRI 80 - 24Vdc / 3,4W - 215 lm ≠ OUTPUT 131 lm - 3000K/CRI 80 - 24Vdc / 3,4W - 224 lm ≠ OUTPUT 136 lm - 4000K/CRI 80 - 24Vdc

2700K	3000K	4000K
FA51820856	FA51800956	FA51800856

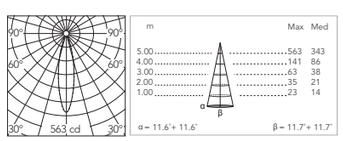

@ 3000K

A-Rise 65



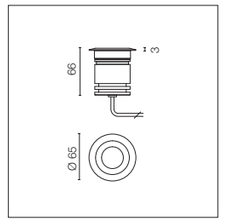

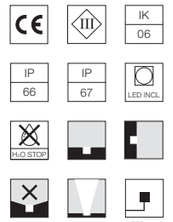

Inklusive LED-Quelle. Die 24 V Gleichstrom-Fernstromversorgung muss separat bestellt werden. Die Montage benötigt eine Einbaudose, die separat bestellt werden muss. Die Leuchte ist ausgestattet mit einem integriertem H2O STOP Anschlusssystem und einem Set mit Crimpverbindern und selbstklebenden Schrumpfschläuchen, die die Dichtigkeit des Anschlusses garantieren. Transparenter Polycarbonat-Diffusor. Dimmbare Version auf Anfrage erhältlich.

LED source included. 24V dc remote electric power supply to be ordered separately. Requires a junction box to be ordered separately. The luminaire is equipped with a protruding, neoprene, 200 mm cable with an integrated H2O STOP connection system and a wiring kit with crimp connectors and adhesive heat-shrink tubing guaranteeing the water tightness of the connection. Transparent polycarbonate diffuser. Adjustable light intensity version available upon request.

Optic Spot 10°

Power Led: 3,4W - 199 lm ≠ OUTPUT 138 lm - 2700K/CRI 80 - 24Vdc / 3,4W - 215 lm ≠ OUTPUT 149 lm - 3000K/CRI 80 - 24Vdc / 3,4W - 224 lm ≠ OUTPUT 155 lm - 4000K/CRI 80 - 24Vdc

2700K	3000K	4000K
FA51820256	FA51800356	FA51800256

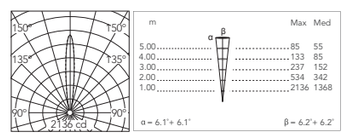

@ 3000K

Optic Medium 30°

Power Led: 3,4W - 199 lm ≠ OUTPUT 121 lm - 2700K/CRI 80 - 24Vdc / 3,4W - 215 lm ≠ OUTPUT 131 lm - 3000K/CRI 80 - 24Vdc / 3,4W - 224 lm ≠ OUTPUT 136 lm - 4000K/CRI 80 - 24Vdc

2700K	3000K	4000K
FA51821256	FA51801356	FA51801256

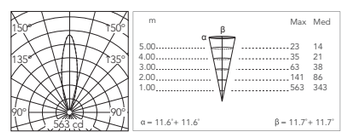

@ 3000K

A-Rise 65 Opal



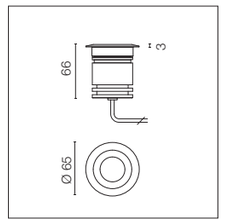

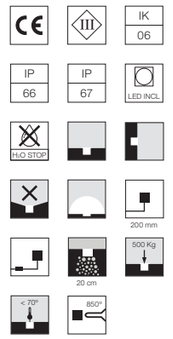

Inklusive LED-Lichtquelle. Die 24 V Gleichstrom-Fernstromversorgung muss separat bestellt werden. Die Montage benötigt eine Einbaudose, die separat bestellt werden muss. Die Leuchte ist ausgestattet mit einem 200 m überstehenden Neoprenkabel und einem Set mit Crimpverbindern und selbstklebenden Schrumpfschläuchen, die die Dichtigkeit des Anschlusses garantieren. Opaler Polycarbonat-Diffusor. Dimmbare Version auf Anfrage erhältlich.

LED light source included. 24V dc remote electric power supply to be ordered separately. Requires a junction box to be ordered separately. The luminaire is equipped with a protruding, neoprene, 200 mm cable and a wiring kit with crimp connectors and adhesive heat-shrink tubing guaranteeing the water tightness of the connection. Opal polycarbonate diffuser. Adjustable light intensity version available upon request.

Optic Wide Flood 100°

Power Led: 3,4W - 169 lm ≠ OUTPUT 20 lm - 2700K/CRI 80 - 24Vdc / 3,4W - 182 lm ≠ OUTPUT 22 lm - 3000K/CRI 80 - 24Vdc / 3,4W - 198 lm ≠ OUTPUT 24 lm - 4000K/CRI 80 - 24Vdc

2700K	3000K	4000K
FA51823456	FA51803556	FA51803456

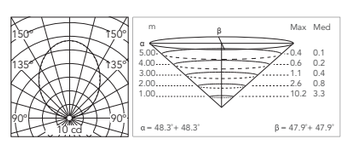

@ 4000K

A-Rise 65 HP Ceiling



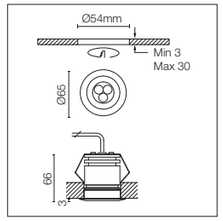

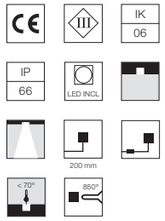

Inklusive LED-Quelle. Die 24 V Gleichstrom-Fernstromversorgung muss separat bestellt werden. Mit Feder für Gipskarton-Installationen. Die Leuchte ist ausgestattet mit einem 200 mm überstehenden Neoprenkabel und einem Set mit Crimpverbindern und selbstklebenden Schrumpfschläuchen, die die Dichtigkeit des Anschlusses garantieren. Transparenter Polycarbonat-Diffusor. Dimmbare Version auf Anfrage erhältlich.

LED source included. 24V dc remote electric power supply to be ordered separately. Includes a spring for plasterboard installations. The luminaire is equipped with a protruding, neoprene, 200 mm cable and a wiring kit with crimp connectors and adhesive heat-shrink tubing guaranteeing the water tightness of the connection. Transparent polycarbonate diffuser. Adjustable light intensity version available upon request.

Optic Spot 10°

Power Led: 4,5W - 331 lm ≠ OUTPUT 246 lm - 2700K/CRI 80 - 24Vdc / 4,5W - 359 lm ≠ OUTPUT 267 lm - 3000K/CRI 80 - 24Vdc / 4,5W - 373 lm ≠ OUTPUT 277 lm - 4000K/CRI 80 - 24Vdc

2700K	3000K	4000K
FA51821556	FA51801656	FA51801556

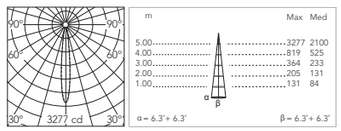

@ 3000K

Optic Medium 30°

Power Led: 4,5W - 331 lm ≠ OUTPUT 218 lm - 2700K/CRI 80 - 24Vdc / 4,5W - 359 lm ≠ OUTPUT 236 lm - 3000K/CRI 80 - 24Vdc / 4,5W - 373 lm ≠ OUTPUT 245 lm - 4000K/CRI 80 - 24Vdc

2700K	3000K	4000K
FA51822556	FA51802656	FA51802556

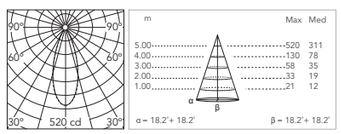

@ 3000K

A-Rise 65 HP



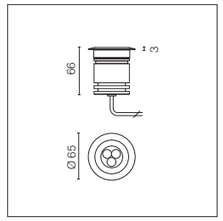

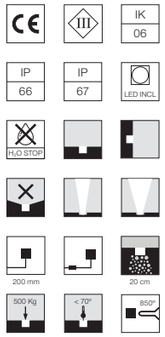

Inklusive LED-Quelle. Die 24 V Gleichstrom-Fernstromversorgung muss separat bestellt werden. Die Montage benötigt eine Einbaudose, die separat bestellt werden muss. Die Leuchte ist ausgestattet mit einem 200 mm überstehenden Neoprenkabel mit einem integriertem H2O STOP Anschlusssystem und einem Set mit Crimpverbindern und selbstklebenden Schrumpfschläuchen, die die Dichtigkeit des Anschlusses garantieren. Transparenter Polycarbonat-Diffusor. Dimmbare Version auf Anfrage erhältlich.

LED source included. 24V dc remote electric power supply to be ordered separately. Requires a junction box to be ordered separately. The luminaire is equipped with a protruding, neoprene, 200 mm cable with an integrated H2O STOP connection system and a wiring kit with crimp connectors and adhesive heat-shrink tubing guaranteeing the water tightness of the connection. Transparent polycarbonate diffuser. Adjustable light intensity version available upon request.

Optic Spot 10°

Power Led: 4,5W - 331 lm ≠ OUTPUT 246 lm - 2700K/CRI 80 - 24Vdc / 4,5W - 359 lm ≠ OUTPUT 267 lm - 3000K/CRI 80 - 24Vdc / 4,5W - 373 lm ≠ OUTPUT 277 lm - 4000K/CRI 80 - 24Vdc

2700K	3000K	4000K
FA51822256	FA51802356	FA51802256

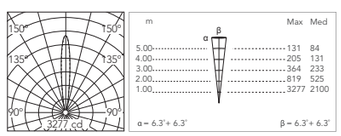

@ 3000K

Optic Medium 30°

Power Led: 4,5W - 331 lm ≠ OUTPUT 218 lm - 2700K/CRI 80 - 24Vdc / 4,5W - 359 lm ≠ OUTPUT 236 lm - 3000K/CRI 80 - 24Vdc / 4,5W - 373 lm ≠ OUTPUT 245 lm - 4000K/CRI 80 - 24Vdc

2700K	3000K	4000K
FA51823256	FA51803356	FA51803256

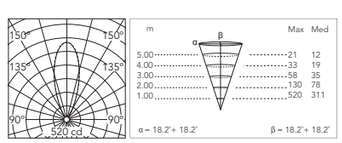

@ 3000K

A-Rise 65: Zubehörteile / Accessories

Einbaugehäuse.	Box for installation.	F004Z0K0000	 
Verbindungssystem, IP 68, 2-Wege, 2-polig, (Ø4÷6,9mm Kabel). Kann nicht in das Einbaugehäuse für die Installation platziert werden.	2 way terminal block 2 poles IP68. (Ø4÷6,9mm cable). It can't be placed in the recessed box for installation.	F990C050000	 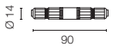

A-Rise 65: Treiber 24Vdc / Drivers 24Vdc

Stromversorgung Doppelfunktion Vout 24V Gleichstrom: 8 W/100÷240V Iout 350 ma: 6x1 W/100÷240V IP20 Klasse II Selv Eq.	Power supply dual function Vout 24Vdc: 8W/100÷240V Iout 350ma: 6x1W/100÷240V IP20 Class II Selv Eq.	*RF25754	 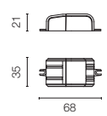
Netzgerät 24V 8W / 110-240V IP65 Klasse II selv.	Power supply 24V 8W / 110-240V IP65 Class II selv.	*RF25748	 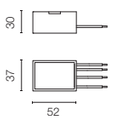
Netzgerät für den Ferneinbau 24Vdc 10W / 110-240V IP20 Klasse II selv.	Power supply for remote installation 24Vdc 10W /110-240V IP20 Class II selv.	*RF25747	 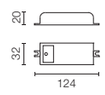
Netzgerät 24V 10W / 110-240V IP67 Klasse II selv.	Power supply 24V 10W / 110-240V IP67 Class II selv.	*RF25757	 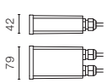
Netzgerät 24Vdc 35W / 120-270V IP67 Klasse II selv.	Power supply 24Vdc 35W / 120-270V IP67 Class II selv.	F990B23AZ00	 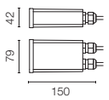
Netzgerät für den Ferneinbau 24Vdc 50W / 120-240V IP67 Klasse II selv.	Power supply for remote installation 24Vdc 50W / 120-240V IP67 Class II selv.	*RF25755	 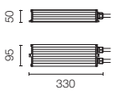
Netzgerät für den Ferneinbau 24Vdc 70W / 220-240V IP67 Klasse II selv.	Power supply for remote installation 24Vdc 70W / 220-240V IP67 Class II selv.	*RF25749	 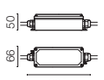

* Maximale Leuchten pro Stromversorgung / Maximum number of luminaires per power supply.

Maximale Leuchten pro Stromversorgung (220÷ 240 V). Diese Angaben müssen unter Berücksichtigung der spezifischen Installationsbedingungen überprüft werden.

Max fixtures for each power supply (Vin 220÷240). Data in the chart are provided as a guide only. Please verify according to your installation.

A-RISE 65		A-RISE 65 HP	
Acc. RF25754	1	Acc. RF25754	1
Acc. RF25748	1	Acc. RF25748	1
Acc. RF25747	2	Acc. RF25747	2
Acc. RF25757	2	Acc. RF25757	2
Acc. RF25755	9	Acc. RF25755	7
Acc. RF25749	17	Acc. RF25749	14

A-Rise 49 Ceiling



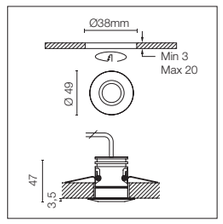

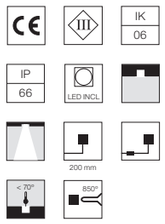

Inklusive LED-Quelle. Die 24 V Gleichstrom-Fernstromversorgung muss separat bestellt werden. Mit Feder für Gipskarton-Installationen. Die Leuchte ist ausgestattet mit einem 200 mm überstehenden Neoprenkabel und einem Set mit Crimpverbindern und selbstklebenden Schrumpfschläuchen, die die Dichtigkeit des Anschlusses garantieren. Transparenter Polycarbonat-Diffusor. Dimmbare Version auf Anfrage erhältlich.

LED source included. 24V dc remote electric power supply to be ordered separately. Includes a spring for plasterboard installations. The luminaire is equipped with a protruding, neoprene, 200 mm cable and a wiring kit with crimp connectors and adhesive heat-shrink tubing guaranteeing the water tightness of the connection. Transparent polycarbonate diffuser. Adjustable light intensity version available upon request.

Optic Spot 15°

Power Led: 2,3W - 144 lm ≠ OUTPUT 106 lm - 2700K/CRI 80 - 12÷24Vdc / 2,3W - 155 lm ≠ OUTPUT 115 lm - 3000K/CRI 80 - 12÷24Vdc / 2,3W - 161 lm ≠ OUTPUT 119 lm - 4000K/CRI 80 - 12÷24Vdc

2700K
- FA51711556

3000K
- FA51711356

4000K
- FA51711256

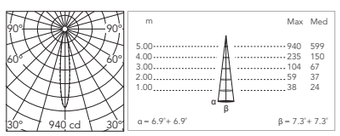

@ 3000K

Optic Medium 45°

Power Led: 2,3W - 144 lm ≠ OUTPUT 97 lm - 2700K/CRI 80 - 12÷24Vdc / 2,3W - 155 lm ≠ OUTPUT 105 lm - 3000K/CRI 80 - 12÷24Vdc / 2,3W - 161 lm ≠ OUTPUT 109 lm - 4000K/CRI 80 - 12÷24Vdc

2700K
- FA51712556

3000K
- FA51712356

4000K
- FA51712256

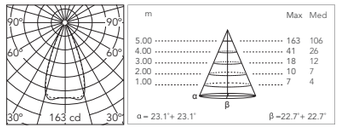

@ 3000K

A-Rise 49



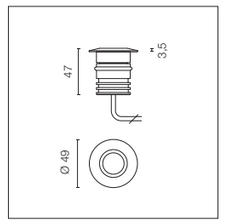

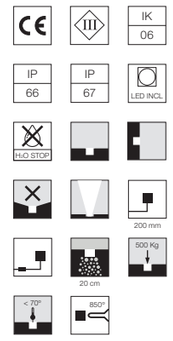

Inklusive LED-Quelle. Die 24 V Gleichstrom-Fernstromversorgung muss separat bestellt werden. Die Montage benötigt eine Einbaudose, die separat bestellt werden muss. Die Leuchte ist ausgestattet mit einem 200 mm überstehenden Neoprenkabel mit einem integriertem H2O STOP Anschlusssystem und einem Set mit Crimpverbindern und selbstklebenden Schrumpfschläuchen, die die Dichtigkeit des Anschlusses garantieren. Transparenter Polycarbonat-Diffusor. Dimmbare Version auf Anfrage erhältlich.

LED source included. 24V dc remote electric power supply to be ordered separately. Requires a junction box to be ordered separately. The luminaire is equipped with a protruding, neoprene, 200 mm cable with an integrated H2O STOP connection system and a wiring kit with crimp connectors and adhesive heat-shrink tubing guaranteeing the water tightness of the connection. Transparent polycarbonate diffuser. Adjustable light intensity version available upon request.

Optic Spot 15°

Power Led: 2,3W - 144 lm ≠ OUTPUT 106 lm - 2700K/CRI 80 - 12÷24Vdc / 2,3W - 155 lm ≠ OUTPUT 115 lm - 3000K/CRI 80 - 12÷24Vdc / 2,3W - 161 lm ≠ OUTPUT 119 lm - 4000K/CRI 80 - 12÷24Vdc

2700K
- FA51700556

3000K
- FA51700356

4000K
- FA51700256

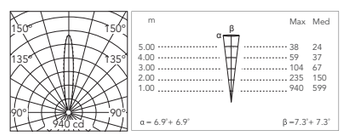

@ 3000K

Optic Medium 45°

Power Led: 2,3W - 144 lm ≠ OUTPUT 97 lm - 2700K/CRI 80 - 12÷24Vdc / 2,3W - 155 lm ≠ OUTPUT 105 lm - 3000K/CRI 80 - 12÷24Vdc / 2,3W - 161 lm ≠ OUTPUT 109 lm - 4000K/CRI 80 - 12÷24Vdc

2700K
- FA51701656

3000K
- FA51701356

4000K
- FA51701256

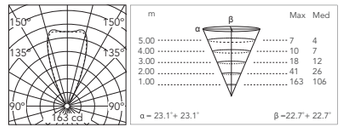

@ 3000K

A-Rise 49 Opal



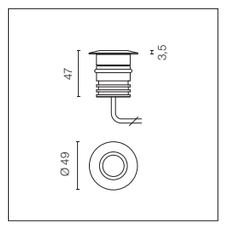

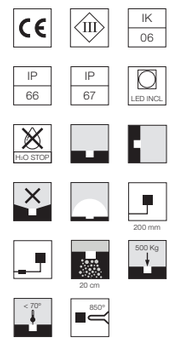

Inklusive LED-Lichtquelle. Die 24 V Gleichstrom-Fernstromversorgung muss separat bestellt werden. Die Montage benötigt eine Einbaudose, die separat bestellt werden muss. Die Leuchte ist ausgestattet mit einem 200 m überstehenden Neoprenkabel und einem Set mit Crimpverbindern und selbstklebenden Schrumpfschläuchen, die die Dichtigkeit des Anschlusses garantieren. Opaler Polycarbonat-Diffusor. Dimmbare Version auf Anfrage erhältlich.

LED light source included. 24V dc remote electric power supply to be ordered separately. Requires a junction box to be ordered separately. The luminaire is equipped with a protruding, neoprene, 200 mm cable and a wiring kit with crimp connectors and adhesive heat-shrink tubing guaranteeing the water tightness of the connection. Opal polycarbonate diffuser. Adjustable light intensity version available upon request.

Optic Wide Flood 100°

Power Led: 2,3W - 139 lm ≠ OUTPUT 16 lm - 2700K/CRI 80 - 12÷24Vdc / 2,3W - 149 lm ≠ OUTPUT 17 lm - 3000K/CRI 80 - 12÷24Vdc / 2,3W - 162 lm ≠ OUTPUT 18 lm - 4000K/CRI 80 - 12÷24Vdc

2700K
- FA51701756

3000K
- FA51701556

4000K
- FA51701456

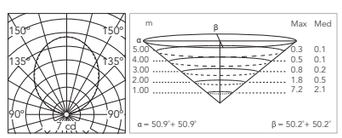

@ 4000K

A-Rise 49: Zubehörteile / Accessories

Einbaugehäuse.	Box for installation.	F004Z0J0000		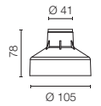
Verbindungssystem, IP 68, 2-Wege, 2-polig, (Ø4÷6,9mm Kabel). Kann nicht in das Einbaugehäuse für die Installation platziert werden.	2 way terminal block 2 poles IP68. (Ø4÷6,9mm cable). It can't be placed in the recessed box for installation.	F990C050000		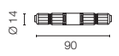

A-Rise 49: Treiber / Drivers

Stromversorgung Doppelfunktion Vout 24V Gleichstrom: 8W/100÷240V Iout 350 ma: 6x1 W/100÷240V IP20 Klasse II Selv Eq.	Power supply dual function Vout 24Vdc: 8W/100÷240V Iout 350ma: 6x1W/100÷240V IP20 Class II Selv Eq.	*RF25754		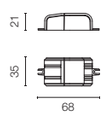
Netzgerät 24V 8W / 110-240V IP65 Klasse II selv.	Power supply 24V 8W / 110-240V IP65 Class II selv.	*RF25748		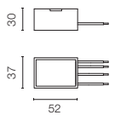
Netzgerät für den Ferneinbau 24Vdc 10W / 110-240V IP20 Klasse II selv.	Power supply for remote installation 24Vdc 10W /110-240V IP20 Class II selv.	*RF25747		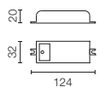
Netzgerät 24V 10W / 110-240V IP67 Klasse II selv.	Power supply 24V 10W / 110-240V IP67 Class II selv.	*RF25757		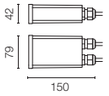
Netzgerät für den Ferneinbau 24Vdc 20W / 220- 240V IP67 Klasse II selv.	Power supply for remote installation 24Vdc 20W / 220-240V IP67 Class II selv.	*RF25752		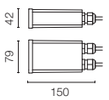
Netzgerät 24Vdc 35W / 120-270V IP67 Klasse II selv.	Power supply 24Vdc 35W / 120-270V IP67 Class II selv.	F990B23AZ00		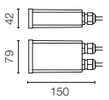
Netzgerät für den Ferneinbau 24Vdc 50W / 120-240V IP67 Klasse II selv.	Power supply for remote installation 24Vdc 50W / 120-240V IP67 Class II selv.	*RF25755		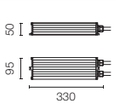
Netzgerät für den Ferneinbau 24Vdc 70W / 220-240V IP67 Klasse II selv.	Power supply for remote installation 24Vdc 70W / 220-240V IP67 Class II selv.	*RF25749		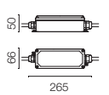

* Maximale Leuchten pro Stromversorgung / Maximum number of luminaires per power supply.

Maximale Leuchten pro Stromversorgung (220÷ 240 V). Diese Angaben müssen unter Berücksichtigung der spezifischen Installationsbedingungen überprüft werden.

Max fixtures for each power supply (Vin 220÷240). Data in the chart are provided as a guide only. Please verify according to your installation.

Acc. RF25754	1	Acc. RF25752	5
Acc. RF25748	1	Acc. RF25755	14
Acc. RF25747	4	Acc. RF25749	29
Acc. RF25757	4		

Gobi



Gobi







Familie / Family

Gobi 180



Power Led
up to 12W
up to 256 lm - 2700K/CRI 80
up to 276 lm - 3000K/CRI 80
up to 296 lm - 4000K/CRI 80
* Net lumen output

Gobi 130



Power Led
up to 7W
up to 140 lm - 2700K/CRI 80
up to 152 lm - 3000K/CRI 80
up to 164 lm - 4000K/CRI 80
* Net lumen output

Gobi 65



Power Led
up to 3,4W
up to 60 lm - 2700K/CRI 80
up to 64 lm - 3000K/CRI 80
up to 72 lm - 4000K/CRI 80
* Net lumen output

Gobi 65 Wall Path



Power Led
up to 3,4W
up to 47 lm - 2700K/CRI 80
up to 50 lm - 3000K/CRI 80
up to 54 lm - 4000K/CRI 80
* Net lumen output

Gobi 49



Power Led
up to 2,3W
up to 40 lm - 2700K/CRI 80
up to 44 lm - 3000K/CRI 80
up to 48 lm - 4000K/CRI 80
* Net lumen output

Gobi 49 Wall Path



Power Led
up to 2,3W
up to 36 lm - 2700K/CRI 80
up to 39 lm - 3000K/CRI 80
up to 42 lm - 4000K/CRI 80
* Net lumen output

Ausführungen / Colours

01 White



06 Grey



12 Forest Green



18 Deep Brown



30 Black



33 Anthracite



56 Matt Stainless Steel*

* Nur für Gobi 65 und Gobi 49 versionen. / Only for Gobi 65 and Gobi 49 versions.

Beschreibung / Description

Komplette Familie von bodeneingebauten Wegleuchten mit LED-Quelle. Erhältlich in verschiedenen Dimensionen mit verschiedenen verstellbaren Abstrahlwinkeln. Die Befestigungsschrauben sind aus Edelstahl AISI 316L gefertigt. Die Montage benötigt eine Einbaudose, die separat bestellt werden muss. Um Wasseransammlung zu vermeiden, muss der untere Teil der Dose mit einer Schicht aus abfließendem Material oder einem anderen Abflusssystem isoliert werden. Um den Erhalt der Kabelführung zu gewährleisten, wird empfohlen, flexible Elektrokabel zu verwenden, die für den Außeneinsatz geeignet sind.

Gobi
Begehbare Bodeneinbauleuchte, erhältlich in zwei verschiedenen Durchmessern und drei Abstrahlwinkeln: monodirektional, bidirektional und omindirektional. Die Position der Lichtquelle parallel zur Oberfläche ermöglicht es, die direkte Komponente der Lichtemission maximal auszunutzen. Gehäuse aus Aluminiumdruckguss EN AB-47100 (mit geringem Kupferanteil), das mit einer doppelten Schicht hochkorrosionsfester Farbe beschichtet ist. Transparentes Borosilikatglas. Ausgestattet mit einem M12-Gewindeanschluss, der das Eindringen von Wasser verhindert und einen schnellen Anschluss an die Kabeleinheit ermöglicht. Die 230 V Version enthält die Stromversorgung und ein ferngesteuertes IP67-Kit, das in der versenkten Anschlussdose installiert werden muss. Die 24 V Gleichstrom-Version ist mit einem überstehenden Kabel ausgestattet und einem Gewindeanschluss für den Anschluss an die Fernstromversorgung. Die Anschlussdose ist in zwei Versionen erhältlich: die Standardversion aus Kunststoff und die Heavy-Duty-Version aus Metall, die für Bereiche mit hohem Verkehrsaufkommen geeignet ist.

Gobi 49 / Gobi 65
Begehbare Bodeneinbauleuchte, erhältlich in zwei verschiedenen Durchmessern und vier Abstrahlwinkeln: einstrahlig, zweistrahlig, dreistrahlig und vierstrahlig. Struktur aus gedrehtem Aluminium, Legierung EN AW 6060, eloxiert für bessere Korrosionsbeständigkeit. Der Außenstruktur ist aus kugelgestrahltem Edelstahl AISI 316L gefertigt. Transparenter Polycarbonat-Diffusor. 24 V Gleichstrom Leuchte mit Fernstromversorgung, die separat bestellt werden muss.

Gobi 49 Wall / Gobi 65 Wall
Wegleuchte zur Wandmontage, erhältlich in zwei verschiedenen Durchmessern und mit einem Abstrahlwinkel von 180º zum Boden gerichtet. Struktur aus gedrehtem Aluminium, Legierung EN AW 6060, eloxiert für bessere Korrosionsbeständigkeit. Der Außenstruktur ist aus kugelgestrahltem Edelstahl AISI 316L gefertigt. Transparenter Polycarbonat-Diffusor. 24 V Gleichstrom Leuchte mit Fernstromversorgung, die separat bestellt werden muss.

Complete family of ground-recessed path lights, with flush-emitting LED source. Available in different dimensions and several adjustable beam angles. The fixing screws are made of AISI 316L stainless steel. Requires a specific junction box to be ordered separately. To avoid water stagnation, it is necessary to insulate the lower part of the box with a layer of drainage material or other drainage system. In order to guarantee the preservation of the cable guide, it is recommended to use flexible electric cables specifically designed for outdoor use.

Gobi
Ground recessed and walk-over luminaire, available in two different diameters and three beam angles: monodirectional, bidirectional and omindirectional. The position of the light source, parallel to the supporting surface, allows the direct component of the light emission to be exploited to the maximum. EN AB-47100 die-cast aluminium body (with low copper content), coated with a double layer of highly corrosion-resistant paint. Transparent borosilicate glass. Equipped with an M12 screw-on connector that prevents water infiltration and guarantees a quick connection to the wiring unit. 230V versions include the power supply unit and a remote IP67 kit to be installed in the junction box for recessing. The 24 V dc version is equipped with a cable and a screw connector for the connection to the remote power supply. The junction box is available in two versions: the standard version made of plastic and the heavy duty metal version, suitable for areas with high vehicular flow.

Gobi 49 / Gobi 65
Ground recessed and walk-over luminaire, available in two different diameters and four beam angles: one beam, two beams, three beams and four beams. Structure in turned aluminium, EN AW 6060 alloy, with an anodized treatment for better resistance to corrosion. The external structure is covered in AISI 316L shot-blasted stainless steel. Transparent polycarbonate diffuser. The 24 V dc luminaire is powered by a remote power supply to be ordered separately.

Gobi 49 Wall / Gobi 65 Wall
Wall-recessed path light, available in two different diameters and with a 180º beam angle directed towards the floor. Structure in turned aluminium, EN AW 6060 alloy, with an anodized treatment for better resistance to corrosion. The external structure is covered in AISI 316L shot-blasted stainless steel. Transparent polycarbonate diffuser. The 24 V dc luminaire is powered by a remote power supply to be ordered separately.

Gobi 180 Mono



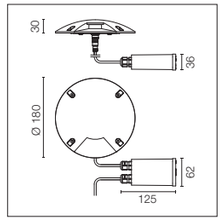



Inklusive LED-Lichtquelle. Integrierte elektrische Stromversorgung 220-240 V ON/OFF. Die Montage benötigt eine Einbaudose, die separat bestellt werden muss. Die Leuchte ist ausgestattet mit einem 40 mm überstehenden Kabel mit einem wasserdichten M12 Gewindeanschluss und einem 300 mm Kabel für den Anschluss an die Stromleitung. Dimmbare Version auf Anfrage erhältlich.

LED light source included. Integrated electric power supply 220-240V ON/OFF. Requires a junction box to be ordered separately. The luminaire is equipped with a protruding, neoprene, 400 mm cable with an M12 watertight screw-on connector towards the luminaire, and with a 300 mm cable for the connection to the power line. Adjustable light intensity version available upon request.

Power Led: 5W - 233 lm ≠ OUTPUT 64 lm - 2700K/CRI 80- 220÷240V / 5W - 250 lm ≠ OUTPUT 69 lm - 3000K/CRI 80 - 220÷240V / 5W - 266 lm ≠ OUTPUT 74 lm - 4000K/CRI 80 - 220÷240V

2700K	3000K	4000K
○ FA53504701	○ FA53501201	○ FA53501101
● FA53504706	● FA53501206	● FA53501106
● FA53504712	● FA53501212	● FA53501112
● FA53504718	● FA53501218	● FA53501118
● FA53504730	● FA53501230	● FA53501130
● FA53504733	● FA53501233	● FA53501133

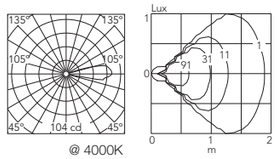

@ 4000K

Gobi 180 Mono Low Voltage



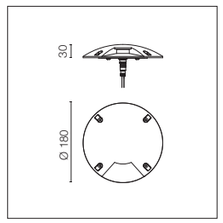

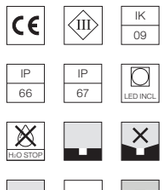

Inklusive LED-Quelle. Die 24Vdc Gleichstrom-Fernstromversorgung muss separat bestellt werden. Die Montage benötigt eine Einbaudose, die separat bestellt werden muss. Die Leuchte ist ausgestattet mit einem 250 mm überstehenden Kabel und einem wasserdichten M12-Gewindeanschluss. Optionales Zubehör: 5000 mm und 300 mm Verteilerkabel mit M12-Gewindeanschlüssen für mehrfache Installationen.

LED source included. 24V dc remote electric power supply to be ordered separately. Requires a junction box to be ordered separately. The luminaire is equipped with protruding, 250 mm cable with an M12 watertight screw-on connector. Optional accessories: 5000 mm cable and 300 mm splitter cable with M12 connectors for multiple installations.

Power Led: 3,4W - 233 lm ≠ OUTPUT 64 lm - 2700K/CRI 80 - 24Vdc / 3,4W - 250 lm ≠ OUTPUT 69 lm - 3000K/CRI 80 - 24Vdc / 3,4W - 266 lm ≠ OUTPUT 74 lm - 4000K/CRI 80 - 24Vdc

2700K	3000K	4000K
○ FA53504801	○ FA53503001	○ FA53502901
● FA53504806	● FA53503006	● FA53502906
● FA53504812	● FA53503012	● FA53502912
● FA53504818	● FA53503018	● FA53502918
● FA53504830	● FA53503030	● FA53502930
● FA53504833	● FA53503033	● FA53502933

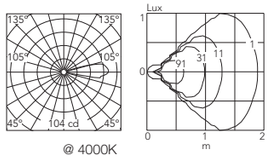

@ 4000K

* Maximale Leuchten pro Stromversorgung / Maximum number of luminaires per power supply.

Maximale Leuchten pro Stromversorgung (220÷ 240 V). Diese Angaben müssen unter Berücksichtigung der spezifischen Installationsbedingungen überprüft werden.

Maximum number of luminaires per power supply. (220÷240 V). These data must be checked taking into account the specific installation conditions.

Acc. RF25752	3
Acc. RF25755	8
Acc. RF25749	16

Gobi 130 Mono



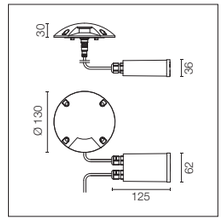

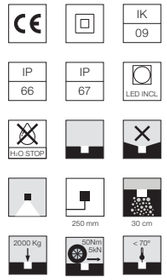

Inklusive LED-Lichtquelle. Integrierte elektrische Stromversorgung 220-240 V ON/OFF. Die Montage benötigt eine Einbaudose, die separat bestellt werden muss. Die Leuchte ist ausgestattet mit einem 40 mm überstehenden Kabel mit einem wasserdichten M12 Gewindeanschluss und einem 300 mm Kabel für den Anschluss an die Stromleitung. Dimmbare Version auf Anfrage erhältlich.

LED light source included. Integrated electric power supply 220-240V ON/OFF. Requires a junction box to be ordered separately. The luminaire is equipped with a protruding, neoprene, 400 mm cable with an M12 watertight screw-on connector towards the luminaire, and with a 300 mm cable for the connection to the power line. Adjustable light intensity version available upon request.

Power Led: 4W - 129 lm ≠ OUTPUT 35 lm - 2700K/CRI 80 - 220÷240V / 4W - 139 lm ≠ OUTPUT 38 lm - 3000K/CRI 80 - 220÷240V / 4W - 148 lm ≠ OUTPUT 41 lm - 4000K/CRI 80 - 220÷240V

2700K	3000K	4000K
○ FA53504101	○ FA53500301	○ FA53500201
● FA53504106	● FA53500306	● FA53500206
● FA53504112	● FA53500312	● FA53500212
● FA53504118	● FA53500318	● FA53500218
● FA53504130	● FA53500330	● FA53500230
● FA53504133	● FA53500333	● FA53500233

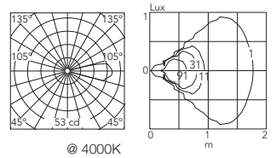

@ 4000K

Gobi 130 Mono Low Voltage



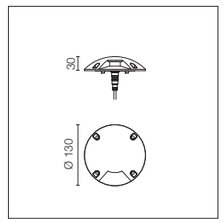

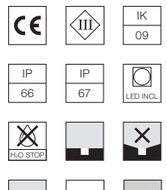

Inklusive LED-Quelle. Die 24Vdc Gleichstrom-Fernstromversorgung muss separat bestellt werden. Die Montage benötigt eine Einbaudose, die separat bestellt werden muss. Die Leuchte ist ausgestattet mit einem 250 mm überstehenden Kabel und einem wasserdichten M12-Gewindeanschluss. Optionales Zubehör: 5000 mm und 300 mm Verteilerkabel mit M12-Gewindeanschlüssen für mehrfache Installationen.

LED source included. 24V dc remote electric power supply to be ordered separately. Requires a junction box to be ordered separately. The luminaire is equipped with protruding, 250 mm cable with an M12 watertight screw-on connector. Optional accessories: 5000 mm cable and 300 mm splitter cable with M12 connectors for multiple installations.

Power Led: 1,9W - 129 lm ≠ OUTPUT 35 lm - 2700K/CRI 80 - 24Vdc / 1,9W - 139 lm ≠ OUTPUT 38 lm - 3000K/CRI 80 - 24Vdc / 1,9W - 148 lm ≠ OUTPUT 41 lm - 4000K/CRI 80 - 24Vdc

2700K	3000K	4000K
○ FA53504201	○ FA53502101	○ FA53502001
● FA53504206	● FA53502106	● FA53502006
● FA53504212	● FA53502112	● FA53502012
● FA53504218	● FA53502118	● FA53502018
● FA53504230	● FA53502130	● FA53502030
● FA53504233	● FA53502133	● FA53502033

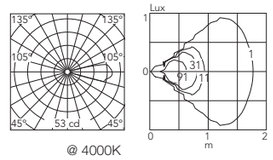

@ 4000K

* Maximale Leuchten pro Stromversorgung / Maximum number of luminaires per power supply.

Maximale Leuchten pro Stromversorgung (220÷ 240 V). Diese Angaben müssen unter Berücksichtigung der spezifischen Installationsbedingungen überprüft werden.

Maximum number of luminaires per power supply. (220÷240 V). These data must be checked taking into account the specific installation conditions.

Acc. RF25752	5
Acc. RF25755	16
Acc. RF25749	33

Gobi 180 Double



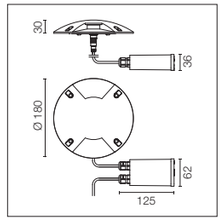

CE | IK 09 | IP 66 | IP 67

CE | IP 66 | IP 67 | LED INCL | H₂O STOP | 250 mm | 30 cm | 2000 Kg | 50Nm 5kN | < 70°

Inklusive LED-Lichtquelle. Integrierte elektrische Stromversorgung 220-240 V ON/OFF. Die Montage benötigt eine Einbaudose, die separat bestellt werden muss. Die Leuchte ist ausgestattet mit einem 40 mm überstehenden Kabel mit einem wasserdichten M12 Gewindeanschluss und einem 300 mm Kabel für den Anschluss an die Stromleitung. Dimmbare Version auf Anfrage erhältlich.

LED light source included. Integrated electric power supply 220-240V ON/OFF. Requires a junction box to be ordered separately. The luminaire is equipped with a protruding, neoprene, 400 mm cable with an M12 watertight screw-on connector towards the luminaire, and with a 300 mm cable for the connection to the power line. Adjustable light intensity version available upon request.

Power Led: 7W - 2x233 lm ≠ OUTPUT 2x64 lm - 2700K/CRI 80 - 220÷240V / 7W - 2x250 lm ≠ OUTPUT 2x69 lm - 3000K/CRI 80 - 220÷240V / 7W - 2x266 lm ≠ OUTPUT 2x74 lm - 4000K/CRI 80 - 220÷240V

2700K	3000K	4000K
○ FA53504901	○ FA53501501	○ FA53501401
● FA53504906	● FA53501506	● FA53501406
● FA53504912	● FA53501512	● FA53501412
● FA53504918	● FA53501518	● FA53501418
● FA53504930	● FA53501530	● FA53501430
● FA53504933	● FA53501533	● FA53501433

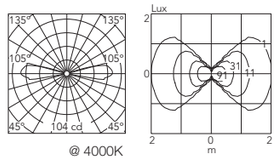

@ 4000K

Gobi 180 Double Low Voltage



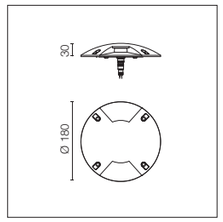

CE | III | IK 09 | IP 66 | IP 67

CE | IP 66 | IP 67 | LED INCL | H₂O STOP | 250 mm | 30 cm | 2000 Kg | 50Nm 5kN | < 70°

Inklusive LED-Quelle. Die 24Vdc Gleichstrom-Fernstromversorgung muss separat bestellt werden. Die Montage benötigt eine Einbaudose, die separat bestellt werden muss. Die Leuchte ist ausgestattet mit einem 250 mm überstehenden Kabel und einem wasserdichten M12-Gewindeanschluss. Optionales Zubehör: 5000 mm und 300 mm Verteilerkabel mit M12-Gewindeanschlüssen für mehrfache Installationen.

LED source included. 24V dc remote electric power supply to be ordered separately. Requires a junction box to be ordered separately. The luminaire is equipped with protruding, 250 mm cable with an M12 watertight screw-on connector. Optional accessories: 5000 mm cable and 300 mm splitter cable with M12 connectors for multiple installations.

Power Led: 6,4W - 2x233 lm ≠ OUTPUT 2x64 lm - 2700K/CRI 80 - 24Vdc / 6,4W - 2x250 lm ≠ OUTPUT 2x69 lm - 3000K/CRI 80 - 24Vdc / 6,4W - 2x266 lm ≠ OUTPUT 2x74 lm - 4000K/CRI 80 - 24Vdc

2700K	3000K	4000K
○ FA53505001	○ FA53503301	○ FA53503201
● FA53505006	● FA53503306	● FA53503206
● FA53505012	● FA53503312	● FA53503212
● FA53505018	● FA53503318	● FA53503218
● FA53505030	● FA53503330	● FA53503230
● FA53505033	● FA53503333	● FA53503233

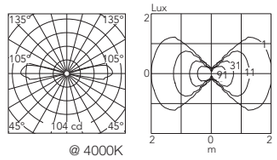

@ 4000K

* Maximale Leuchten pro Stromversorgung / Maximum number of luminaires per power supply.

Maximale Leuchten pro Stromversorgung (220÷ 240 V). Diese Angaben müssen unter Berücksichtigung der spezifischen Installationsbedingungen überprüft werden.	Maximum number of luminaires per power supply. (220÷240 V). These data must be checked taking into account the specific installation conditions.	Acc. RF25752	2
		Acc. RF25755	5
		Acc. RF25749	8

Gobi 130 Double



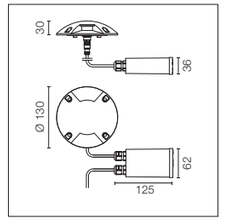

CE | IK 09 | IP 66 | IP 67 | LED INCL | H₂O STOP | 250 mm | 30 cm | 2000 Kg | 50Nm 5kN | < 70°

Inklusive LED-Lichtquelle. Integrierte elektrische Stromversorgung 220-240 V ON/OFF. Die Montage benötigt eine Einbaudose, die separat bestellt werden muss. Die Leuchte ist ausgestattet mit einem 40 mm überstehenden Kabel mit einem wasserdichten M12 Gewindeanschluss und einem 300 mm Kabel für den Anschluss an die Stromleitung. Dimmbare Version auf Anfrage erhältlich.

LED light source included. Integrated electric power supply 220-240V ON/OFF. Requires a junction box to be ordered separately. The luminaire is equipped with a protruding, neoprene, 400 mm cable with an M12 watertight screw-on connector towards the luminaire, and with a 300 mm cable for the connection to the power line. Adjustable light intensity version available upon request.

Power Led: 5W - 2x129 lm ≠ OUTPUT 2x35 lm - 2700K/CRI 80 - 220÷240V / 5W - 2x139 lm ≠ OUTPUT 2x38 lm - 3000K/CRI 80 - 220÷240V / 5W - 2x148 lm ≠ OUTPUT 2x41 lm - 4000K/CRI 80 - 220÷240V

2700K	3000K	4000K
○ FA53504301	○ FA53500601	○ FA53500501
● FA53504306	● FA53500606	● FA53500506
● FA53504312	● FA53500612	● FA53500512
● FA53504318	● FA53500618	● FA53500518
● FA53504330	● FA53500630	● FA53500530
● FA53504333	● FA53500633	● FA53500533

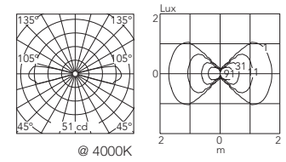

@ 4000K

Gobi 130 Double Low Voltage



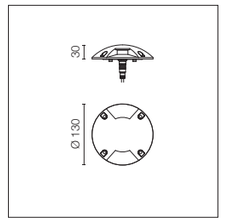

CE | III | IK 09 | IP 66 | IP 67 | LED INCL | H₂O STOP | 250 mm | 30 cm | 2000 Kg | 50Nm 5kN | < 70°

Inklusive LED-Quelle. Die 24Vdc Gleichstrom-Fernstromversorgung muss separat bestellt werden. Die Montage benötigt eine Einbaudose, die separat bestellt werden muss. Die Leuchte ist ausgestattet mit einem 250 mm überstehenden Kabel und einem wasserdichten M12-Gewindeanschluss. Optionales Zubehör: 5000 mm und 300 mm Verteilerkabel mit M12-Gewindeanschlüssen für mehrfache Installationen.

LED source included. 24V dc remote electric power supply to be ordered separately. Requires a junction box to be ordered separately. The luminaire is equipped with protruding, 250 mm cable with an M12 watertight screw-on connector. Optional accessories: 5000 mm cable and 300 mm splitter cable with M12 connectors for multiple installations.

Power Led: 3,5W - 2x129 lm ≠ OUTPUT 2x35 lm - 2700K/CRI 80 - 24Vdc / 3,5W - 2x139 lm ≠ OUTPUT 2x38 lm - 3000K/CRI 80 - 24Vdc / 3,5W - 2x148 lm ≠ OUTPUT 2x41 lm - 4000K/CRI 80 - 24Vdc

2700K	3000K	4000K
○ FA53504401	○ FA53502401	○ FA53502301
● FA53504406	● FA53502406	● FA53502306
● FA53504412	● FA53502412	● FA53502312
● FA53504418	● FA53502418	● FA53502318
● FA53504430	● FA53502430	● FA53502330
● FA53504433	● FA53502433	● FA53502333

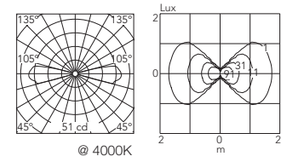

@ 4000K

* Maximale Leuchten pro Stromversorgung / Maximum number of luminaires per power supply.

Maximale Leuchten pro Stromversorgung (220÷ 240 V). Diese Angaben müssen unter Berücksichtigung der spezifischen Installationsbedingungen überprüft werden.	Maximum number of luminaires per power supply. (220÷240 V). These data must be checked taking into account the specific installation conditions.	Acc. RF25752	2
		Acc. RF25755	10
		Acc. RF25749	19

Gobi 180 Multi



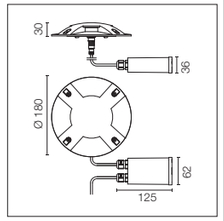

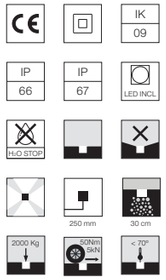

Inklusive LED-Lichtquelle. Integrierte elektrische Stromversorgung 220-240 V ON/OFF. Die Montage benötigt eine Einbaudose, die separat bestellt werden muss. Die Leuchte ist ausgestattet mit einem 40 mm überstehenden Kabel mit einem wasserdichten M12 Gewindeanschluss und einem 300 mm Kabel für den Anschluss an die Stromleitung. Dimmbare Version auf Anfrage erhältlich.

LED light source included. Integrated electric power supply 220-240V ON/OFF. Requires a junction box to be ordered separately. The luminaire is equipped with a protruding, neoprene, 400 mm cable with an M12 watertight screw-on connector towards the luminaire, and with a 300 mm cable for the connection to the power line. Adjustable light intensity version available upon request.

Power Led: 12W - 4x233 lm ≠ OUTPUT 4x64 lm - 2700K/CRI 80 - 220÷240V / 12W - 4x250 lm ≠ OUTPUT 4x69 lm - 3000K/CRI 80 - 220÷240V / 12W - 4x266 lm ≠ OUTPUT 4x74 lm - 4000K/CRI 80 - 220÷240V

2700K	3000K	4000K
○ FA53505101	○ FA53501801	○ FA53501701
● FA53505106	● FA53501806	● FA53501706
● FA53505112	● FA53501812	● FA53501712
● FA53505118	● FA53501818	● FA53501718
● FA53505130	● FA53501830	● FA53501730
● FA53505133	● FA53501833	● FA53501733

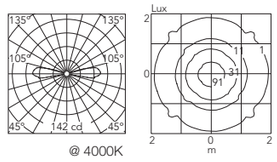

@ 4000K

Gobi 180 Multi Low Voltage



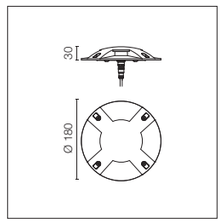

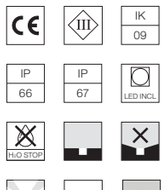

Inklusive LED-Quelle. Die 24Vdc Gleichstrom-Fernstromversorgung muss separat bestellt werden. Die Montage benötigt eine Einbaudose, die separat bestellt werden muss. Die Leuchte ist ausgestattet mit einem 250 mm überstehenden Kabel und einem wasserdichten M12-Gewindeanschluss. Optionales Zubehör: 5000 mm und 300 mm Verteilerkabel mit M12-Gewindeanschlüssen für mehrfache Installationen.

LED source included. 24V dc remote electric power supply to be ordered separately. Requires a junction box to be ordered separately. The luminaire is equipped with protruding, 250 mm cable with an M12 watertight screw-on connector. Optional accessories: 5000 mm cable and 300 mm splitter cable with M12 connectors for multiple installations.

Power Led: 11,2W - 4x233 lm ≠ OUTPUT 4x64 lm - 2700K/CRI 80 - 24Vdc / 11,2W - 4x250 lm ≠ OUTPUT 4x69 lm - 3000K/CRI 80 - 24Vdc / 11,2W - 4x266 lm ≠ OUTPUT 4x74 lm - 4000K/CRI 80 - 24Vdc

2700K	3000K	4000K
○ FA53505201	○ FA53503601	○ FA53503501
● FA53505206	● FA53503606	● FA53503506
● FA53505212	● FA53503612	● FA53503512
● FA53505218	● FA53503618	● FA53503518
● FA53505230	● FA53503630	● FA53503530
● FA53505233	● FA53503633	● FA53503533

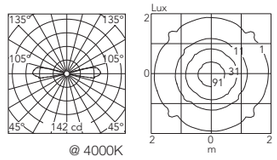

@ 4000K

* Maximale Leuchten pro Stromversorgung / Maximum number of luminaires per power supply.

Maximale Leuchten pro Stromversorgung (220÷ 240 V). Diese Angaben müssen unter Berücksichtigung der spezifischen Installationsbedingungen überprüft werden.

Maximum number of luminaires per power supply. (220÷240 V). These data must be checked taking into account the specific installation conditions.

Acc. RF25752	1
Acc. RF25755	3
Acc. RF25749	6

Gobi 130 Multi



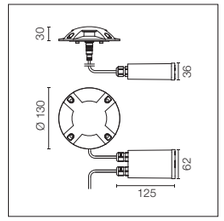

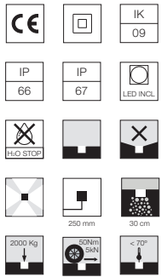

Inklusive LED-Lichtquelle. Integrierte elektrische Stromversorgung 220-240 V ON/OFF. Die Montage benötigt eine Einbaudose, die separat bestellt werden muss. Die Leuchte ist ausgestattet mit einem 40 mm überstehenden Kabel mit einem wasserdichten M12 Gewindeanschluss und einem 300 mm Kabel für den Anschluss an die Stromleitung. Dimmbare Version auf Anfrage erhältlich.

LED light source included. Integrated electric power supply 220-240V ON/OFF. Requires a junction box to be ordered separately. The luminaire is equipped with a protruding, neoprene, 400 mm cable with an M12 watertight screw-on connector towards the luminaire, and with a 300 mm cable for the connection to the power line. Adjustable light intensity version available upon request.

Power Led: 7W - 4x129 lm ≠ OUTPUT 4x35 lm - 2700K/CRI 80 - 220÷240V / 7W - 4x139 lm ≠ OUTPUT 4x38 lm - 3000K/CRI 80 - 220÷240V / 7W - 4x148 lm ≠ OUTPUT 4x41 lm - 4000K/CRI 80 - 220÷240V

2700K	3000K	4000K
○ FA53504501	○ FA53500901	○ FA53500801
● FA53504506	● FA53500906	● FA53500806
● FA53504512	● FA53500912	● FA53500812
● FA53504518	● FA53500918	● FA53500818
● FA53504530	● FA53500930	● FA53500830
● FA53504533	● FA53500933	● FA53500833

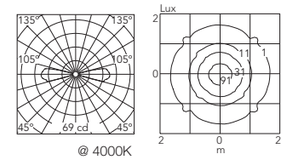

@ 4000K

Gobi 130 Multi Low Voltage



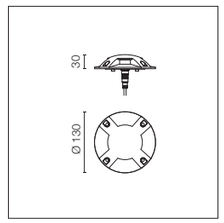

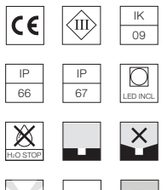

Inklusive LED-Quelle. Die 24Vdc Gleichstrom-Fernstromversorgung muss separat bestellt werden. Die Montage benötigt eine Einbaudose, die separat bestellt werden muss. Die Leuchte ist ausgestattet mit einem 250 mm überstehenden Kabel und einem wasserdichten M12-Gewindeanschluss. Optionales Zubehör: 5000 mm und 300 mm Verteilerkabel mit M12-Gewindeanschlüssen für mehrfache Installationen.

LED source included. 24V dc remote electric power supply to be ordered separately. Requires a junction box to be ordered separately. The luminaire is equipped with protruding, 250 mm cable with an M12 watertight screw-on connector. Optional accessories: 5000 mm cable and 300 mm splitter cable with M12 connectors for multiple installations.

Power Led: 5,8W - 4x129 lm ≠ OUTPUT 4x35 lm - 2700K/CRI 80 - 24Vdc / 5,8W - 4x139 lm ≠ OUTPUT 4x38 lm - 3000K/CRI 80 - 24Vdc / 5,8W - 4x148 lm ≠ OUTPUT 4x41 lm - 4000K/CRI 80 - 24Vdc

2700K	3000K	4000K
○ FA53504601	○ FA53502701	○ FA53502601
● FA53504606	● FA53502706	● FA53502606
● FA53504612	● FA53502712	● FA53502612
● FA53504618	● FA53502718	● FA53502618
● FA53504630	● FA53502730	● FA53502630
● FA53504633	● FA53502733	● FA53502633

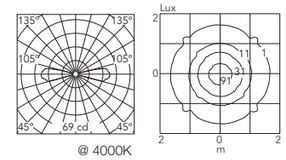

@ 4000K

* Maximale Leuchten pro Stromversorgung / Maximum number of luminaires per power supply.

Maximale Leuchten pro Stromversorgung (220÷ 240 V). Diese Angaben müssen unter Berücksichtigung der spezifischen Installationsbedingungen überprüft werden.

Maximum number of luminaires per power supply. (220÷240 V). These data must be checked taking into account the specific installation conditions.

Acc. RF25752	1
Acc. RF25755	7
Acc. RF25749	12

Gobi: Zubehörteile / Accessories

Einbaugehäuse.	Box for installation	Gobi 180 FA194	 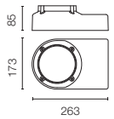
Hochbeständige Einbaudose zur Installation.	High resistance in-ground box for installation	Gobi 180 FA195	 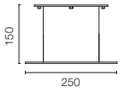
Einbaugehäuse.	Box for installation.	Gobi 130 FA192	 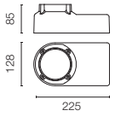
Hochbeständige Einbaudose zur Installation.	High resistance in-ground box for installation	Gobi 130 FA193	 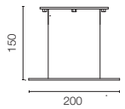

Gobi 130/180 220÷240V version - Wiring Installation

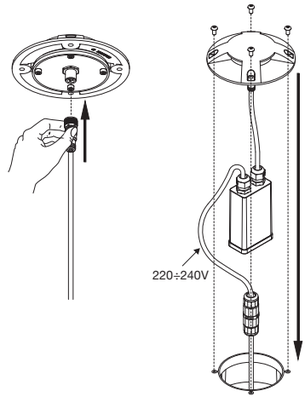

Example of installation

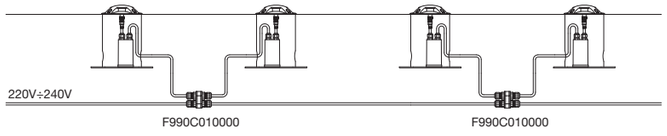

Gobi 130/180 24Vdc version - Wiring Installation

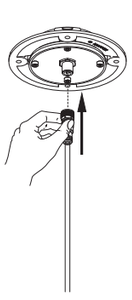

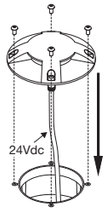

Example of installation 1

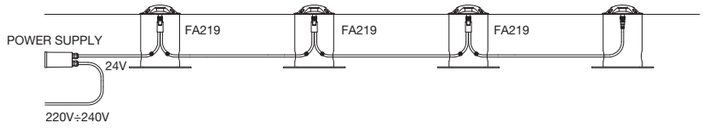

Example of installation 2

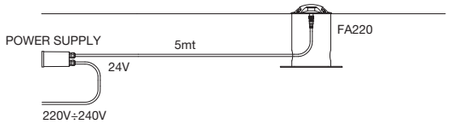

Gobi: Treiber / Drivers

Verbindungssystem, IP 68, 2-Wege, 2-polig, (Ø4÷6,9mm Kabel). Kann nicht in das Einbaugehäuse für die Installation platziert werden.	2 way terminal block 2 poles IP68. (Ø4÷6,9mm cable). It can't be placed in the recessed box for installation.	F990C050000	 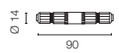
Verbindungssystem, IP68, 2-Wege-H2O-Antikondensat, 4-polig.	2 way terminal block 4 poles IP68 H2O Stop.	F990C00A000	 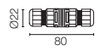
Verbindungssystem, IP68, 3/4-Wege-H2O-Antikondensat, 4-polig, (ø5,5÷12mm Kabel).	3/4 way terminal block 4 poles IP68 H2O Stop. (ø5,5÷12mm cable).	F990C010000	 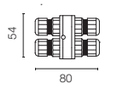
Überspannungsschutzgerät. 275 Vac. Maximaler Entladestrom 10KA (8 / 20us). Maximaler Betriebsstrom 5A. Geeignet für Reihenschaltung. IP66.	Surge protection device. 275Vac. Maximum discharge current 10KA (8/20us). Maximum operating current 5A. Suitable for series connection. IP66.	F990E00A000	 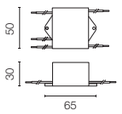

Gobi Low Voltage: Treiber / Drivers

Verteiler m12-Anschluss.	Splitter m12 connector.	FA219	 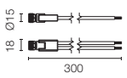
M12 Einzelanschluss L. 5000 mm.	M12 single connector L.5.000mm.	FA220	 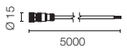
Netzgerät für den Ferneinbau 24Vdc 20W / 220- 240V IP67 Klasse II selv.	Power supply for remote installation 24Vdc 20W / 220-240V IP67 Class II selv.	*RF25752	 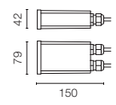
Netzgerät für den Ferneinbau 24Vdc 50W / 120-240V IP67 Klasse II selv.	Power supply for remote installation 24Vdc 50W / 120-240V IP67 Class II selv.	*RF25755	 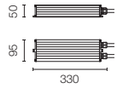
Netzgerät für den Ferneinbau 24Vdc 70W / 220-240V IP67 Klasse II selv.	Power supply for remote installation 24Vdc 70W / 220-240V IP67 Class II selv.	*RF25749	 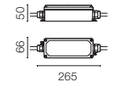

Gobi 65 Mono



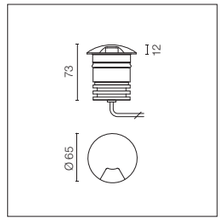

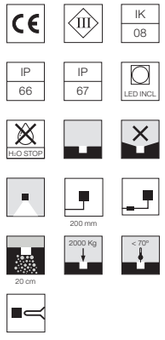

Inklusive LED-Quelle. Die 24 V Gleichstrom-Fernstromversorgung muss separat bestellt werden. Die Montage benötigt eine Einbaudose, die separat bestellt werden muss. Die Leuchte ist ausgestattet mit einem 200 mm überstehenden Kabel mit einem integriertem H2O STOP Anschlusssystem und einem Set mit Crimpverbindern und selbstklebenden Schrumpfschläuchen, die die Dichtigkeit des Anschlusses garantieren. Dimmbare Version auf Anfrage erhältlich.

LED source included. 24V dc remote electric power supply to be ordered separately. Requires a junction box to be ordered separately. The luminaire is equipped with a protruding, 200 mm cable with an integrated H2O STOP connection system and a wiring kit with crimp connectors and adhesive heat-shrink tubing guaranteeing the water tightness of the connection. Adjustable light intensity version available upon request.



Power Led: 3,4W - 169 lm ≠ OUTPUT 15 lm - 2700K/CRI 80 - 24Vdc / 3,4W - 182 lm ≠ OUTPUT 16 lm - 3000K/CRI 80 - 24Vdc / 3,4W - 198 lm ≠ OUTPUT 18 lm - 4000K/CRI 80 - 24Vdc

2700K	3000K	4000K
○ FA51824201	○ FA51804301	○ FA51804201
● FA51824206	● FA51804306	● FA51804206
● FA51824212	● FA51804312	● FA51804212
● FA51824218	● FA51804318	● FA51804218
● FA51824230	● FA51804330	● FA51804230
● FA51824233	● FA51804333	● FA51804233
◐ FA51824256	◐ FA51804356	◐ FA51804256

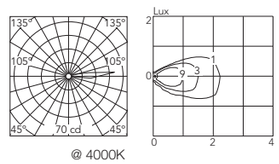

@ 4000K

Gobi 65 Double



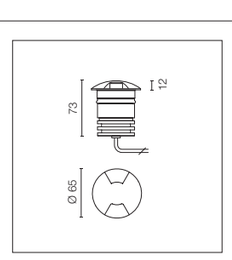

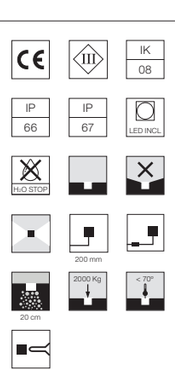

Inklusive LED-Quelle. Die 24 V Gleichstrom-Fernstromversorgung muss separat bestellt werden. Die Montage benötigt eine Einbaudose, die separat bestellt werden muss. Die Leuchte ist ausgestattet mit einem 200 mm überstehenden Kabel mit einem integriertem H2O STOP Anschlusssystem und einem Set mit Crimpverbindern und selbstklebenden Schrumpfschläuchen, die die Dichtigkeit des Anschlusses garantieren. Dimmbare Version auf Anfrage erhältlich.

LED source included. 24V dc remote electric power supply to be ordered separately. Requires a junction box to be ordered separately. The luminaire is equipped with a protruding, 200 mm cable with an integrated H2O STOP connection system and a wiring kit with crimp connectors and adhesive heat-shrink tubing guaranteeing the water tightness of the connection. Adjustable light intensity version available upon request.

Power Led: 3,4W - 2x169 lm ≠ OUTPUT 2x15 lm - 2700K/CRI 80 - 24Vdc / 3,4W - 2x182 lm ≠ OUTPUT 2x16 lm - 3000K/CRI 80 - 24Vdc / 3,4W - 2x198 lm ≠ OUTPUT 2x18 lm - 4000K/CRI 80 - 24Vdc

2700K	3000K	4000K
○ FA51825201	○ FA51805301	○ FA51805201
● FA51825206	● FA51805306	● FA51805206
● FA51825212	● FA51805312	● FA51805212
● FA51825218	● FA51805318	● FA51805218
● FA51825230	● FA51805330	● FA51805230
● FA51825233	● FA51805333	● FA51805233
◐ FA51825256	◐ FA51805356	◐ FA51805256

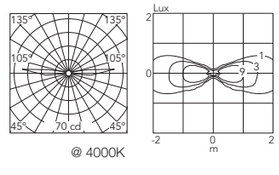

@ 4000K

Gobi 65 Triple



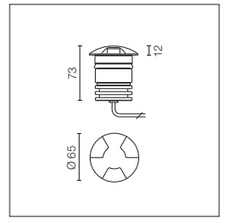

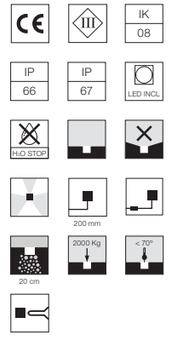

Inklusive LED-Quelle. Die 24 V Gleichstrom-Fernstromversorgung muss separat bestellt werden. Die Montage benötigt eine Einbaudose, die separat bestellt werden muss. Die Leuchte ist ausgestattet mit einem 200 mm überstehenden Kabel mit einem integriertem H2O STOP Anschlusssystem und einem Set mit Crimpverbindern und selbstklebenden Schrumpfschläuchen, die die Dichtigkeit des Anschlusses garantieren. Dimmbare Version auf Anfrage erhältlich.

LED source included. 24V dc remote electric power supply to be ordered separately. Requires a junction box to be ordered separately. The luminaire is equipped with a protruding, 200 mm cable with an integrated H2O STOP connection system and a wiring kit with crimp connectors and adhesive heat-shrink tubing guaranteeing the water tightness of the connection. Adjustable light intensity version available upon request.

Power Led: 3,4W - 3x169 lm ≠ OUTPUT 3x15 lm - 2700K/CRI 80 - 24Vdc / 3,4W - 3x182 lm ≠ OUTPUT 3x16 lm - 3000K/CRI 80 - 24Vdc / 3,4W - 3x198 lm ≠ OUTPUT 3x18 lm - 4000K/CRI 80 - 24Vdc

2700K	3000K	4000K
○ FA51826201	○ FA51806301	○ FA51806201
● FA51826206	● FA51806306	● FA51806206
● FA51826212	● FA51806312	● FA51806212
● FA51826218	● FA51806318	● FA51806218
● FA51826230	● FA51806330	● FA51806230
● FA51826233	● FA51806333	● FA51806233
◐ FA51826256	◐ FA51806356	◐ FA51806256

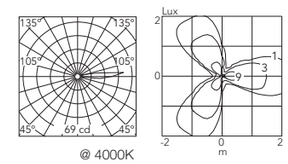

@ 4000K

Gobi 65 Multi



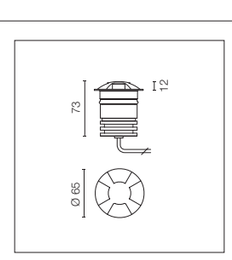

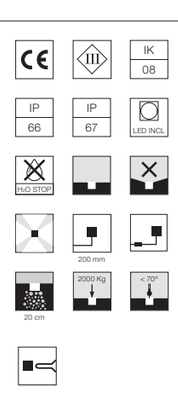

Inklusive LED-Quelle. Die 24 V Gleichstrom-Fernstromversorgung muss separat bestellt werden. Die Montage benötigt eine Einbaudose, die separat bestellt werden muss. Die Leuchte ist ausgestattet mit einem 200 mm überstehenden Kabel mit einem integriertem H2O STOP Anschlusssystem und einem Set mit Crimpverbindern und selbstklebenden Schrumpfschläuchen, die die Dichtigkeit des Anschlusses garantieren. Dimmbare Version auf Anfrage erhältlich.

LED source included. 24V dc remote electric power supply to be ordered separately. Requires a junction box to be ordered separately. The luminaire is equipped with a protruding, 200 mm cable with an integrated H2O STOP connection system and a wiring kit with crimp connectors and adhesive heat-shrink tubing guaranteeing the water tightness of the connection. Adjustable light intensity version available upon request.

Power Led: 3,4W - 4x169 lm ≠ OUTPUT 4x15 lm - 2700K/CRI 80 - 24Vdc / 3,4W - 4x182 lm ≠ OUTPUT 4x16 lm - 3000K/CRI 80 - 24Vdc / 3,4W - 4x198 lm ≠ OUTPUT 4x18 lm - 4000K/CRI 80 - 24Vdc

2700K	3000K	4000K
○ FA51827201	○ FA51807301	○ FA51807201
● FA51827206	● FA51807306	● FA51807206
● FA51827212	● FA51807312	● FA51807212
● FA51827218	● FA51807318	● FA51807218
● FA51827230	● FA51807330	● FA51807230
● FA51827233	● FA51807333	● FA51807233
◐ FA51827256	◐ FA51807356	◐ FA51807256

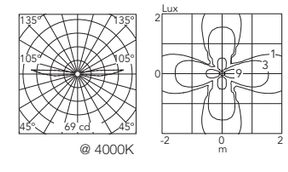

@ 4000K

Gobi 65 Wall Path



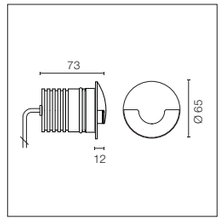

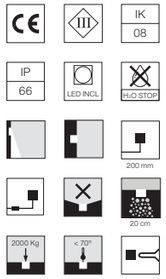

Inklusive LED-Quelle.
Die 24 V Gleichstrom-Fernstromversorgung muss separat bestellt werden.
Die Montage benötigt eine Einbaudose, die separat bestellt werden muss. Die Leuchte ist ausgestattet mit einem 200 mm überstehenden Kabel und einem Kabelset mit Crimpverbindern und selbstklebenden Schrumpfschläuchen, die die Dichtigkeit des Anschlusses garantieren. Dimmbare Version auf Anfrage erhältlich.

LED source included. 24V dc remote electric power supply to be ordered separately. Requires a junction box to be ordered separately. The luminaire is equipped with a protruding, 200 mm cable and a wiring kit with crimp connectors and adhesive heat-shrink tubing guaranteeing the water tightness of the connection. Adjustable light intensity version available upon request.

Power Led: 3,4W - 169 lm ≠ OUTPUT 47 lm - 2700K/CRI 80 - 24Vdc / 3,4W - 182 lm ≠ OUTPUT 50 lm - 3000K/CRI 80 - 24Vdc / 3,4W - 198 lm ≠ OUTPUT 54 lm - 4000K/CRI 80 - 24Vdc

2700K	3000K	4000K
○ FA51828201	○ FA51808301	○ FA51808201
● FA51828206	● FA51808306	● FA51808206
● FA51828212	● FA51808312	● FA51808212
● FA51828218	● FA51808318	● FA51808218
● FA51828230	● FA51808330	● FA51808230
● FA51828233	● FA51808333	● FA51808233
◐ FA51828256	◐ FA51808356	◐ FA51808256

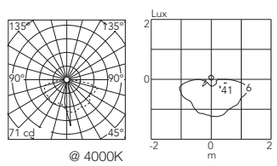

@ 4000K

Gobi 65: Zubehörteile / Accessories

Einbaugehäuse. ø105 H 78mm	Box for installation ø105 H 78mm.	F004Z0K0000	 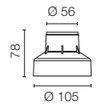
Verbindungssystem, IP 68, 2-Wege, 2-polig, (Ø4÷6,9mm Kabel). Kann nicht in das Einbaugehäuse für die Installation platziert werden.	2 way terminal block 2 poles IP68. (Ø4÷6,9mm cable). It can't be placed in the recessed box for installation.	F990C050000	 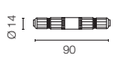

Gobi 65: Treiber / Drivers

Stromversorgung Doppelfunktion Vout 24V Gleichstrom: 8 W/100÷240 V Iout 350 ma: 6x1 W/100÷240 V IP20 Klasse II Selv Eq.	Power supply dual function Vout 24Vdc: 8W/100÷240V Iout 350ma: 6x1W/100÷240V IP20 Class II Selv Eq.	*RF25754	 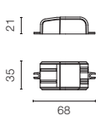
Netzgerät 24V 8W / 110-240V IP65 Klasse II selv.	Power supply 24V 8W / 110-240V IP65 Class II selv.	*RF25748	 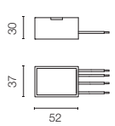
Netzgerät 24V 10W / 110-240V IP20 Klasse II selv.	Power supply 24V 10W /110-240V IP20 Class II selv.	*RF25747	 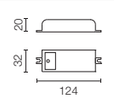
Netzgerät 24V 10W / 110-240V IP67 Klasse II selv.	Power supply 24V 10W / 110-240V IP67 Class II selv.	*RF25757	 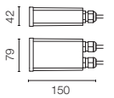
Netzgerät für den Ferneinbau 24Vdc 20W / 220- 240V IP67 Klasse II selv.	Power supply for remote installation 24Vdc 20W / 220-240V IP67 Class II selv.	*RF25752	 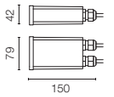
Netzgerät für den Ferneinbau 24Vdc 50W / 120-240V IP67 Klasse II selv.	Power supply for remote installation 24Vdc 50W / 120-240V IP67 Class II selv.	*RF25755	 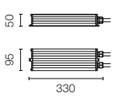
Netzgerät für den Ferneinbau 24Vdc 70W / 220-240V IP67 Klasse II selv.	Power supply for remote installation 24Vdc 70W / 220-240V IP67 Class II selv.	*RF25749	 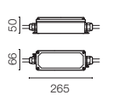

* Maximale Leuchten pro Stromversorgung / Maximum number of luminaires per power supply.

Maximale Leuchten pro Stromversorgung (220÷ 240 V). Diese Angaben müssen unter Berücksichtigung der spezifischen Installationsbedingungen überprüft werden.

Maximum number of luminaires per power supply. (220÷240 V). These data must be checked taking into account the specific installation conditions.

Acc. RF25754	1	Acc. RF25752	3
Acc. RF25748	1	Acc. RF25755	9
Acc. RF25747	2	Acc. RF25749	17
Acc. RF25757	2		

Gobi 49 Mono



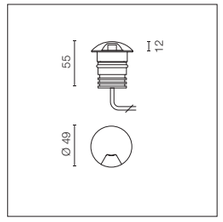

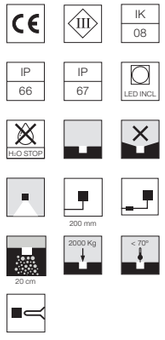

Inklusive LED-Quelle. Die 24 V Gleichstrom-Fernstromversorgung muss separat bestellt werden. Die Montage benötigt eine Einbaudose, die separat bestellt werden muss. Die Leuchte ist ausgestattet mit einem 200 mm überstehenden Kabel mit einem integriertem H2O STOP Anschlusssystem und einem Set mit Crimpverbindern und selbstklebenden Schrumpfschläuchen, die die Dichtigkeit des Anschlusses garantieren. Dimmbare Version auf Anfrage erhältlich.

LED source included. 24V dc remote electric power supply to be ordered separately. Requires a junction box to be ordered separately. The luminaire is equipped with a protruding, 200 mm cable with an integrated H2O STOP connection system and a wiring kit with crimp connectors and adhesive heat-shrink tubing guaranteeing the water tightness of the connection. Adjustable light intensity version available upon request.

Power Led: 2,3W - 139 lm ≠ OUTPUT 10 lm - 2700K/CRI 80 -24Vdc / 2,3W - 149 lm ≠ OUTPUT 11 lm - 3000K/CRI 80 -24Vdc / 2,3W - 162 lm ≠ OUTPUT 12 lm - 4000K/CRI 80 -24Vdc

2700K	3000K	4000K
○ FA51702501	○ FA51702301	○ FA51702201
● FA51702506	● FA51702306	● FA51702206
● FA51702512	● FA51702312	● FA51702212
● FA51702518	● FA51702318	● FA51702218
● FA51702530	● FA51702330	● FA51702230
● FA51702533	● FA51702333	● FA51702233
◐ FA51702556	◐ FA51702356	◐ FA51702256

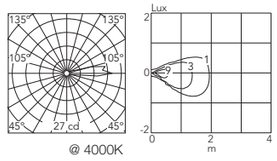

Gobi 49 Double



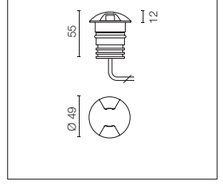

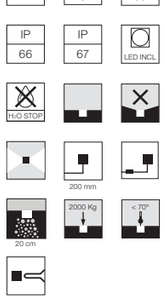

Inklusive LED-Quelle. Die 24 V Gleichstrom-Fernstromversorgung muss separat bestellt werden. Die Montage benötigt eine Einbaudose, die separat bestellt werden muss. Die Leuchte ist ausgestattet mit einem 200 mm überstehenden Kabel mit einem integriertem H2O STOP Anschlusssystem und einem Set mit Crimpverbindern und selbstklebenden Schrumpfschläuchen, die die Dichtigkeit des Anschlusses garantieren. Dimmbare Version auf Anfrage erhältlich.

LED source included. 24V dc remote electric power supply to be ordered separately. Requires a junction box to be ordered separately. The luminaire is equipped with a protruding, 200 mm cable with an integrated H2O STOP connection system and a wiring kit with crimp connectors and adhesive heat-shrink tubing guaranteeing the water tightness of the connection. Adjustable light intensity version available upon request.

Power Led: 2,3W - 2x139 lm ≠ OUTPUT 2x10 lm - 2700K/CRI 80 -24Vdc / 2,3W - 2x149 lm ≠ OUTPUT 2x11 lm - 3000K/CRI 80 -24Vdc / 2,3W - 2x162 lm ≠ OUTPUT 2x12 lm - 4000K/CRI 80 -24Vdc

2700K	3000K	4000K
○ FA51703501	○ FA51703301	○ FA51703201
● FA51703506	● FA51703306	● FA51703206
● FA51703512	● FA51703312	● FA51703212
● FA51703518	● FA51703318	● FA51703218
● FA51703530	● FA51703330	● FA51703230
● FA51703533	● FA51703333	● FA51703233
◐ FA51703556	◐ FA51703356	◐ FA51703256

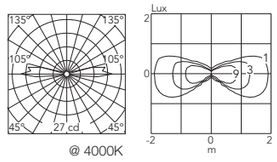

Gobi 49 Triple



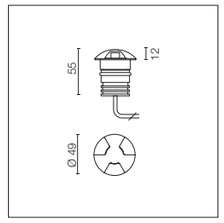

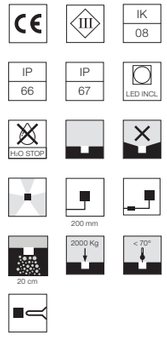

Inklusive LED-Quelle. Die 24 V Gleichstrom-Fernstromversorgung muss separat bestellt werden. Die Montage benötigt eine Einbaudose, die separat bestellt werden muss. Die Leuchte ist ausgestattet mit einem 200 mm überstehenden Kabel mit einem integriertem H2O STOP Anschlusssystem und einem Set mit Crimpverbindern und selbstklebenden Schrumpfschläuchen, die die Dichtigkeit des Anschlusses garantieren. Dimmbare Version auf Anfrage erhältlich.

LED source included. 24V dc remote electric power supply to be ordered separately. Requires a junction box to be ordered separately. The luminaire is equipped with a protruding, 200 mm cable with an integrated H2O STOP connection system and a wiring kit with crimp connectors and adhesive heat-shrink tubing guaranteeing the water tightness of the connection. Adjustable light intensity version available upon request.

Power Led: 2,3W - 3x139 lm ≠ OUTPUT 3x10 lm - 2700K/CRI 80 -24Vdc / 2,3W - 3x149 lm ≠ OUTPUT 3x11 lm - 3000K/CRI 80 -24Vdc / 2,3W - 3x162 lm ≠ OUTPUT 3x12 lm - 4000K/CRI 80 -24Vdc

2700K	3000K	4000K
○ FA51704501	○ FA51704301	○ FA51704201
● FA51704506	● FA51704306	● FA51704206
● FA51704512	● FA51704312	● FA51704212
● FA51704518	● FA51704318	● FA51704218
● FA51704530	● FA51704330	● FA51704230
● FA51704533	● FA51704333	● FA51704233
◐ FA51704556	◐ FA51704356	◐ FA51704256

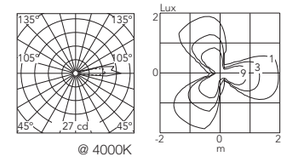

Gobi 49 Multi



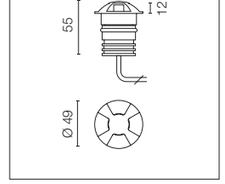

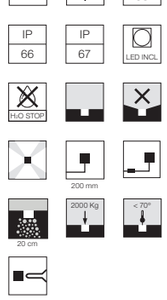

Inklusive LED-Quelle. Die 24 V Gleichstrom-Fernstromversorgung muss separat bestellt werden. Die Montage benötigt eine Einbaudose, die separat bestellt werden muss. Die Leuchte ist ausgestattet mit einem 200 mm überstehenden Kabel mit einem integriertem H2O STOP Anschlusssystem und einem Set mit Crimpverbindern und selbstklebenden Schrumpfschläuchen, die die Dichtigkeit des Anschlusses garantieren. Dimmbare Version auf Anfrage erhältlich.

LED source included. 24V dc remote electric power supply to be ordered separately. Requires a junction box to be ordered separately. The luminaire is equipped with a protruding, 200 mm cable with an integrated H2O STOP connection system and a wiring kit with crimp connectors and adhesive heat-shrink tubing guaranteeing the water tightness of the connection. Adjustable light intensity version available upon request.

Power Led: 2,3W - 4x139 lm ≠ OUTPUT 4x10 lm - 2700K/CRI 80 -24Vdc / 2,3W - 4x149 lm ≠ OUTPUT 4x11 lm - 3000K/CRI 80 -24Vdc / 2,3W - 4x162 lm ≠ OUTPUT 4x12 lm - 4000K/CRI 80 -24Vdc

2700K	3000K	4000K
○ FA51705501	○ FA51705301	○ FA51705201
● FA51705506	● FA51705306	● FA51705206
● FA51705512	● FA51705312	● FA51705212
● FA51705518	● FA51705318	● FA51705218
● FA51705530	● FA51705330	● FA51705230
● FA51705533	● FA51705333	● FA51705233
◐ FA51705556	◐ FA51705356	◐ FA51705256

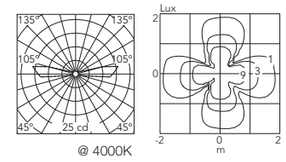

Gobi 49 Wall Path



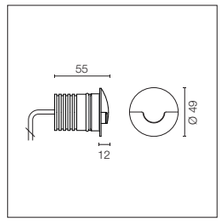

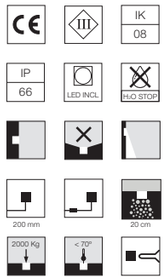

Inklusive LED-Quelle.
Die 24 V Gleichstrom-Fernstromversorgung muss separat bestellt werden.
Die Montage benötigt eine Einbaudose, die separat bestellt werden muss. Die Leuchte ist ausgestattet mit einem 200 mm überstehenden Kabel und einem Kabelset mit Crimpverbindern und selbstklebenden Schrumpfschläuchen, die die Dichtigkeit des Anschlusses garantieren. Dimmbare Version auf Anfrage erhältlich.

LED source included. 24V dc remote electric power supply to be ordered separately. Requires a junction box to be ordered separately. The luminaire is equipped with a protruding, 200 mm cable and a wiring kit with crimp connectors and adhesive heat-shrink tubing guaranteeing the water tightness of the connection. Adjustable light intensity version available upon request.

Power Led: 2,3W - 139 lm ≠ OUTPUT 36 lm - 2700K/CRI 80 -24Vdc / 2,3W - 149 lm ≠ OUTPUT 39 lm - 3000K/CRI 80 -24Vdc / 2,3W - 162 lm ≠ OUTPUT 42 lm - 4000K/CRI 80 -24Vdc

2700K	3000K	4000K
○ FA51706501	○ FA51706301	○ FA51706201
● FA51706506	● FA51706306	● FA51706206
● FA51706512	● FA51706312	● FA51706212
● FA51706518	● FA51706318	● FA51706218
● FA51706530	● FA51706330	● FA51706230
● FA51706533	● FA51706333	● FA51706233
◐ FA51706556	◐ FA51706356	◐ FA51706256

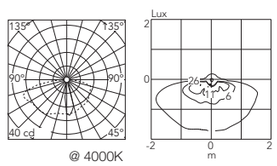

Gobi 49: Zubehörteile / Accessories

Einbaugehäuse. ø105 H 78mm	Box for installation ø105 H 78mm.	F004Z0J0000	 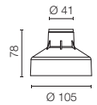
Verbindungssystem, IP 68, 2-Wege, 2-polig, (Ø4÷6,9mm Kabel). Kann nicht in das Einbaugehäuse für die Installation platziert werden.	2 way terminal block 2 poles IP68. (Ø4÷6,9mm cable). It can't be placed in the recessed box for installation.	F990C050000	 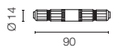

Gobi 49: Treiber / Drivers

Stromversorgung Doppelfunktion Vout 24V Gleichstrom: 8 W/100÷240 V Iout 350 ma: 6x1 W/100÷240 V IP20 Klasse II Selv Eq.	Power supply dual function Vout 24Vdc: 8W/100÷240V Iout 350ma: 6x1W/100÷240V IP20 Class II Selv Eq.	*RF25754	 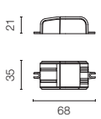
Netzgerät 24V 8W / 110-240V IP65 Klasse II selv.	Power supply 24V 8W / 110-240V IP65 Class II selv.	*RF25748	 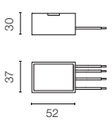
Netzgerät 24V 10W / 110-240V IP20 Klasse II selv.	Power supply 24V 10W /110-240V IP20 Class II selv.	*RF25747	 
Netzgerät 24V 10W / 110-240V IP67 Klasse II selv.	Power supply 24V 10W / 110-240V IP67 Class II selv.	*RF25757	 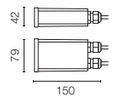
Netzgerät für den Ferneinbau 24Vdc 20W / 220- 240V IP67 Klasse II selv.	Power supply for remote installation 24Vdc 20W / 220-240V IP67 Class II selv.	*RF25752	 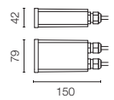
Netzgerät für den Ferneinbau 24Vdc 50W / 120-240V IP67 Klasse II selv.	Power supply for remote installation 24Vdc 50W / 120-240V IP67 Class II selv.	*RF25755	 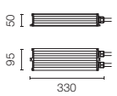
Netzgerät für den Ferneinbau 24Vdc 70W / 220-240V IP67 Klasse II selv.	Power supply for remote installation 24Vdc 70W / 220-240V IP67 Class II selv.	*RF25749	 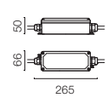

* Maximale Leuchten pro Stromversorgung / Maximum number of luminaires per power supply.

Maximale Leuchten pro Stromversorgung (220÷ 240 V). Diese Angaben müssen unter Berücksichtigung der spezifischen Installationsbedingungen überprüft werden.

Maximum number of luminaires per power supply. (220÷240 V). These data must be checked taking into account the specific installation conditions.

Acc. RF25754	1	Acc. RF25752	5
Acc. RF25748	1	Acc. RF25755	14
Acc. RF25747	4	Acc. RF25749	29
Acc. RF25757	4		

C-Me







C-Me



Familie / Family

C-Me Round 40



Power Led
up to 2,3W
up to 111 lm - 2700K/CRI 80
up to 121 lm - 3000K/CRI 80
up to 125 lm - 4000K/CRI 80
* Net lumen output

C-Me Round 70



Power Led
up to 5,9W
up to 359 lm - 2700K/CRI 80
up to 389 lm - 3000K/CRI 80
up to 404 lm - 4000K/CRI 80
* Net lumen output

RGB - Power Led
up to 3,4W
3CH x 350mA

C-Me Square 40



Power Led
up to 2,3W
up to 111 lm - 2700K/CRI 80
up to 121 lm - 3000K/CRI 80
up to 125 lm - 4000K/CRI 80
* Net lumen output

C-Me Square 70 / RGB



Power Led
up to 5,9W
up to 359 lm - 2700K/CRI 80
up to 389 lm - 3000K/CRI 80
up to 404 lm - 4000K/CRI 80
* Net lumen output

RGB - Power Led
up to 3,4W
3CH x 350mA

C-Me Opal Round 40



Mid - Power Led
up to 0,5W
up to 22 lm - 2700K/CRI 80
up to 23 lm - 3000K/CRI 80
up to 23 lm - 4000K/CRI 80
* Net lumen output

C-Me Opal Round 70 / RGB



Mid - Power Led
up to 1,5W
up to 80 lm - 2700K/CRI 80
up to 82 lm - 3000K/CRI 80
up to 83 lm - 4000K/CRI 80
* Net lumen output

RGB - Power Led
up to 3,4W
3CH x 350mA

C-Me Opal Square 40



Mid - Power Led
up to 0,5W
up to 22 lm - 2700K/CRI 80
up to 23 lm - 3000K/CRI 80
up to 23 lm - 4000K/CRI 80
* Net lumen output

C-Me Opal Square 70 / RGB



Mid - Power Led
up to 1,5W
up to 80 lm - 2700K/CRI 80
up to 82 lm - 3000K/CRI 80
up to 83 lm - 4000K/CRI 80
* Net lumen output

RGB - Power Led
up to 3,4W
3CH x 350mA

C-Me Square 100



Power Led
up to 7,5W
up to 575 lm - 2700K/CRI 80
up to 616 lm - 3000K/CRI 80
up to 636 lm - 4000K/CRI 80
* Net lumen output

C-Me Rectangle



Power Led
up to 15W
up to 1150 lm - 2700K/CRI 80
up to 1232 lm - 3000K/CRI 80
up to 1711 lm - 4000K/CRI 80
* Net lumen output

C-Me Line



Power Led
up to 11,8W
up to 862 lm - 2700K/CRI 80
up to 924 lm - 3000K/CRI 80
up to 955 lm - 4000K/CRI 80
* Net lumen output

C-Me Opal Square 100 / RGB



Mid - Power Led
up to 6,8W
up to 396 lm - 2700K/CRI 80
up to 426 lm - 3000K/CRI 80
up to 447 lm - 4000K/CRI 80
* Net lumen output

RGB Low - Power Led
up to 6W
3CH x 24Vdc

C-Me Opal Rectangle / RGB



Mid - Power Led
up to 15,8W
up to 939 lm- 2700K/CRI 80
up to 426 lm - 3000K/CRI 80
up to 1010 lm - 4000K/CRI 80
* Net lumen output

RGB Low - Power Led
up to 10,5W
3CH x 24Vdc

C-Me Opal Line / RGB



Mid - Power Led
up to 10,5W
up to 538 lm - 2700K/CRI 80
up to 578 lm - 3000K/CRI 80
up to 607 lm - 4000K/CRI 80
* Net lumen output

RGB Low - Power Led
up to 8W
3CH x 24Vdc

Beschreibung / Description

Komplette Leuchtenfamilie mit LED-Quelle, im Boden eingebaut und begehbar, oder in der Wand eingebaut. Die Leuchten zeichnen sich durch eine Bodenmontage ohne sichtbare Schrauben aus. Erhältlich in eckig oder rund, in verschiedenen Dimensionen und Abstrahlwinkeln. Ergänzt durch die RGB-Version, um farbige Lichtszenarien zu kreieren. Die Montage benötigt eine Einbaudose, die separat bestellt werden muss. Um Wasseransammlung zu vermeiden, muss der untere Teil der Dose mit einer Schicht aus abfließendem Material oder einem anderen Abflusssystem isoliert werden. Um den Erhalt der Kabelführung zu gewährleisten, wird empfohlen, flexible Elektrokabel zu verwenden, die für den Außeneinsatz geeignet sind.

C-Me
Begehbare Boden- oder Wandeinbauleuchte. Erhältlich in zwei Versionen (eckig oder rund) und zwei verschiedenen Dimensionen. Zwei Abstrahlwinkel: präzis und mittel. Gehäuse und Kühlkörper bestehen aus Aluminiumdruckguss EN AB-47100 (mit geringem Kupferanteil). Transparenter Glas-Diffusor mit Siebdruckkante, mit einem Roboterklebesystem befestigt.

C-Me Opal
Begehbare Boden- oder Wandeinbauleuchte. Erhältlich in zwei Versionen (eckig oder rund) und zwei verschiedenen Dimensionen. Abstrahlwinkel für einen diffusen Lichtstrahl. Gehäuse und Kühlkörper bestehen aus Aluminiumdruckguss EN AB-47100 (mit geringem Kupferanteil). Transparenter Glas-Diffusor mit weißer Siebdruckkante. Materialeinsätze für die Diffusion unter dem Glas. Das Glas wird durch ein Roboterklebesystem befestigt. 24 V Gleichstrom Leuchte mit Fernstromversorgung, die separat bestellt werden muss.

Family of ground recessed and walk-over, or wall recessed, luminaries with LED light source. The luminaires are characterized by an installation flush with the floor, with no visible screws. Available in square and round versions, of different dimensions and with different beam angles. Available in RGB version to create set designs using colored lights. The installation requires a recessed box to be ordered separately. To avoid water stagnation, it is necessary to insulate the lower part of the box with a layer of drainage material or other drainage system. In order to guarantee the preservation of the cable guide, it is recommended to use flexible electric cables specifically designed for outdoor use.

C-Me
Ground recessed and walk-over or wall recessed luminaire. Available in two formats (square and round) and two different dimensions for each format. Two beam angles: spot and medium. The structure and sink of the luminaire are made of EN AB-47100 die-cast aluminum (with low copper content). Transparent glass diffuser with black silkscreen border, fixed through a robotic gluing system.

C-Me Opal
Ground recessed and walk-over or wall recessed luminaire. Available in two versions (square and round) and two different dimensions for each version. Beam angle for a diffused light. The structure and sink of the luminaire are made of EN AB-47100 die-cast aluminum (with low copper content). Transparent glass diffuser with white silkscreen border. Material inserts for diffusion under the glass. The glass is fixed through a robotic gluing system. The 24V dc luminaire is powered by a remote power supply to be ordered separately.

C-Me Round 40



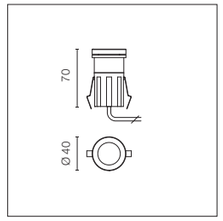

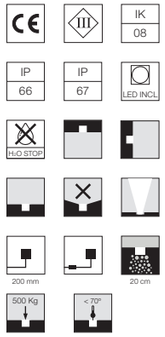

Inklusive LED-Quelle. Die 24 V Gleichstrom-Fernstromversorgung muss separat bestellt werden. Die Montage benötigt eine Einbaudose, die separat bestellt werden muss. Die Leuchte ist ausgestattet mit einem 200 mm überstehenden Neoprenkabel und einem Set mit Crimpverbindern und selbstklebenden Schrumpfschläuchen, die die Dichtigkeit des Anschlusses garantieren. Extraklares transparentes Glas.Dimmbare Version auf Anfrage erhältlich.

LED source included. 24V dc remote electric power supply to be ordered separately. Requires a junction box to be ordered separately. The luminaire is equipped with a protruding, neoprene, 200 mm cable and a wiring kit with crimp connectors and adhesive heat-shrink tubing guaranteeing the water tightness of the connection. Extra clear transparent glass. Adjustable light intensity version available upon request.

Optic Spot 10°

Power Led: 2,3W - 144 lm ≠ OUTPUT 111 lm - 2700K/CRI 80 -24Vdc / 2,3W - 155 lm ≠ OUTPUT 121 lm - 3000K/CRI 80 -24Vdc / 2,3W - 161 lm ≠ OUTPUT 125 lm - 4000K/CRI 80 -24Vdc

2700K	3000K	4000K
FA10018112	FA10017612	FA10017712

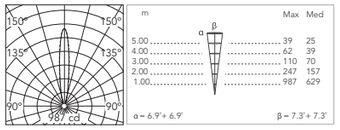

@ 3000K

Optic Medium 45°

Power Led: 2,3W - 144 lm ≠ OUTPUT 102 lm - 2700K/CRI 80 -24Vdc / 2,3W - 155 lm ≠ OUTPUT 110 lm - 3000K/CRI 80 -24Vdc / 2,3W - 161 lm ≠ OUTPUT 114 lm - 4000K/CRI 80 -24Vdc

2700K	3000K	4000K
FA10018140	FA10017640	FA10017740

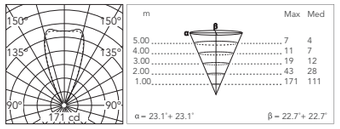

@ 3000K

C-Me Opal Round 40



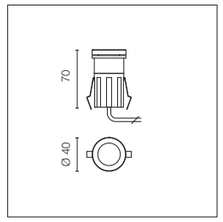

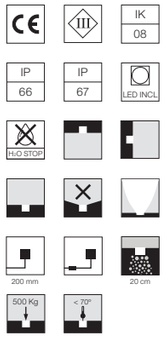

Inklusive LED-Quelle. Die 24 V Gleichstrom-Fernstromversorgung muss separat bestellt werden. Die Montage benötigt eine Einbaudose, die separat bestellt werden muss. Die Leuchte ist ausgestattet mit einem 200 mm überstehenden Neoprenkabel und einem Set mit Crimpverbindern und selbstklebenden Schrumpfschläuchen, die die Dichtigkeit des Anschlusses garantieren. Glas mit opalem Diffusor. Dimmbar.

LED source included. 24V dc remote electric power supply to be ordered separately. Requires a junction box to be ordered separately. The luminaire is equipped with a protruding, neoprene, 200 mm cable and a wiring kit with crimp connectors and adhesive heat-shrink tubing guaranteeing the water tightness of the connection. Glass with opal diffuser. Adjustable light intensity.

Diffused Light

Mid-Power Led: 0,5W - 42 lm ≠ OUTPUT 22 lm - 2700K/CRI 80 -24Vdc / 0,5W - 44 lm ≠ OUTPUT 23 lm - 3000K/CRI 80 -24Vdc / 0,5W - 45 lm ≠ OUTPUT 23 lm - 4000K/CRI 80 -24Vdc

2700K	3000K	4000K
FA100181118	FA100176118	FA100177118

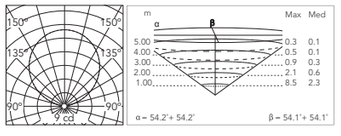

@ 3000K

* Maximale Leuchten pro Stromversorgung / Maximum number of luminaires per power supply.

Maximale Leuchten pro Stromversorgung (220÷ 240 V). Diese Angaben müssen unter Berücksichtigung der spezifischen Installationsbedingungen überprüft werden.

Maximum number of luminaires per power supply. (220÷240 V). These data must be checked taking into account the specific installation conditions.

Acc. RF25754	1	Acc. RF25752	5
Acc. RF25748	1	Acc. RF25755	14
Acc. RF25747	4	Acc. RF25749	29
Acc. RF25757	4		

C-Me Round 70



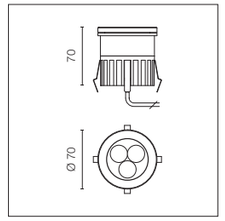

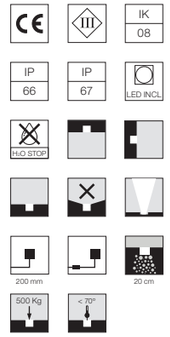

Inklusive LED-Quelle. Die 24 V Gleichstrom-Fernstromversorgung muss separat bestellt werden. Die Montage benötigt eine Einbaudose, die separat bestellt werden muss. Die Leuchte ist ausgestattet mit einem 200 mm überstehenden Neoprenkabel mit einem integriertem H2O STOP Anschlusssystem und einem Set mit Crimpverbindern und selbstklebenden Schrumpfschläuchen, die die Dichtigkeit des Anschlusses garantieren. Extraklares transparentes Glas.Dimmbare Version auf Anfrage erhältlich..

LED source included. 24V dc remote electric power supply to be ordered separately. Requires a junction box to be ordered separately. The luminaire is equipped with a protruding, neoprene, 200 mm cable with an integrated H2O STOP connection system and a wiring kit with crimp connectors and adhesive heat-shrink tubing guaranteeing the water tightness of the connection. Extra clear transparent glass. Adjustable light intensity version available upon request.

Optic Spot 10°

Power Led: 5,9W - 431 lm ≠ OUTPUT 359 lm - 2700K/CRI 80 - 24Vdc / 5,9W - 466 lm ≠ OUTPUT 389 lm - 3000K/CRI 80 - 24Vdc / 5,9W - 484 lm ≠ OUTPUT 404 lm - 4000K/CRI 80 - 24Vdc

2700K	3000K	4000K
FA10018212	FA10017912	FA10018012

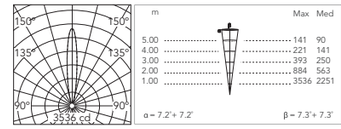

@ 3000K

Optic Medium 30°

Power Led: 5,9W - 431 lm ≠ OUTPUT 364 lm - 2700K/CRI 80 - 24Vdc / 5,9W - 466 lm ≠ OUTPUT 395 lm - 3000K/CRI 80 - 24Vdc / 5,9W - 484 lm ≠ OUTPUT 410 lm - 4000K/CRI 80 - 24Vdc

2700K	3000K	4000K
FA10018230	FA10017930	FA10018030

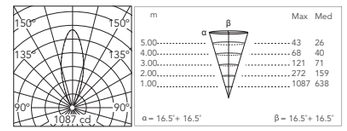

@ 3000K

Optic Flood 50°

Power Led: 5,9W - 431 lm ≠ OUTPUT 329 lm - 2700K/CRI 80 - 24Vdc / 5,9W - 466 lm ≠ OUTPUT 357 lm - 3000K/CRI 80 - 24Vdc / 5,9W - 484 lm ≠ OUTPUT 371 lm - 4000K/CRI 80 - 24Vdc

2700K	3000K	4000K
FA10018240	FA10017940	FA10018040

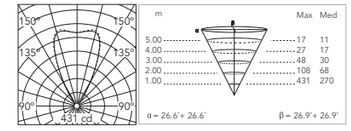

@ 3000K

C-Me Opal Round 70



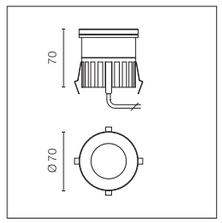

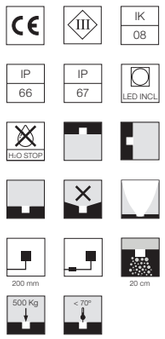

Inklusive LED-Quelle. Die 24 V Gleichstrom-Fernstromversorgung muss separat bestellt werden. Die Montage benötigt eine Einbaudose, die separat bestellt werden muss. Die Leuchte ist ausgestattet mit einem 200 mm überstehenden Neoprenkabel mit einem integriertem H2O STOP Anschlusssystem und einem Set mit Crimpverbindern und selbstklebenden Schrumpfschläuchen, die die Dichtigkeit des Anschlusses garantieren. Glas mit opalem Diffusor.
Dimmbar.

LED source included. 24V dc remote electric power supply to be ordered separately. Requires a junction box to be ordered separately. The luminaire is equipped with a protruding, neoprene, 200 mm cable with an integrated H2O STOP connection system and a wiring kit with crimp connectors and adhesive heat-shrink tubing guaranteeing the water tightness of the connection. Glass with opal diffuser. Adjustable light intensity.

Diffused Light

Mid-Power Led: 1,5W - 127 lm ≠ OUTPUT 80 lm - 2700K/CRI 80 - 24Vdc / 1,5W - 131 lm ≠ OUTPUT 82 lm - 3000K/CRI 80 - 24Vdc / 1,5W - 136 lm ≠ OUTPUT 83 lm - 4000K/CRI 80 - 24Vdc

2700K
FA100182122

3000K
FA100179122

4000K
FA100180122

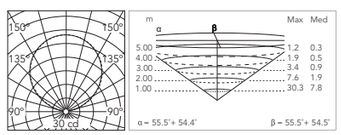

@ 3000K

* Maximale Leuchten pro Stromversorgung / Maximum number of luminaires per power supply.

Maximale Leuchten pro Stromversorgung (220÷ 240 V). Diese Angaben müssen unter Berücksichtigung der spezifischen Installationsbedingungen überprüft werden.

Maximum number of luminaires per power supply. (220÷240 V). These data must be checked taking into account the specific installation conditions.

Acc. RF25747	1
Acc. RF25757	1
Acc. RF25752	2
Acc. RF25755	6
Acc. RF25749	12

C-Me Round 70 RGB



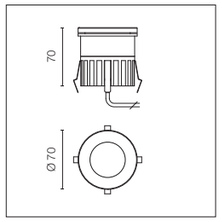

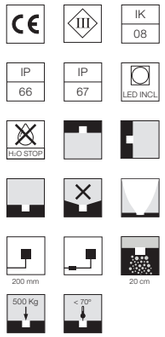

Inklusive LED-Quelle. Die Fernstromversorgung mit DMX-3chx350mA-Schnittstelle muss separat bestellt werden. Die Montage benötigt eine Einbaudose, die separat bestellt werden muss. Die Leuchte ist ausgestattet mit einem 200 mm überstehenden Neoprenkabel mit einem integriertem H2O STOP Anschlusssystem und einem Set mit Crimpverbindern und selbstklebenden Schrumpfschläuchen, die die Dichtigkeit des Anschlusses garantieren. Extraklares transparentes Glas.

Kabeldiagramm und RGB-System-Installation.

Maximal 10 C-Me Round 70 LED RGB-Leuchten für jeden F990B22A000 Code.

Siehe Kabeldiagramm Nr. 5, Seite 670.

LED source included. Remote electric power supply with DMX 3chx350mA interface, to be ordered separately. Requires a junction box to be ordered separately. The luminaire is equipped with a protruding, neoprene, 200 mm cable and a wiring kit with crimp connectors and adhesive heat-shrink tubing guaranteeing the water tightness of the connection. Extra clear transparent glass.

Wiring diagram and installation scheme RGB.

Max 10 luminaires C-Me Round 70 LED RGB for each code F990B22A000.

See Wiring Diagram n.5 Page 670.

RGB Power Led: 3,4W - 3CH x 350mA

Optic Spot 10°
FA10017412

Optic Medium 35°
FA10017440

Photometric data on request.

C-Me Opal Round 70 RGB



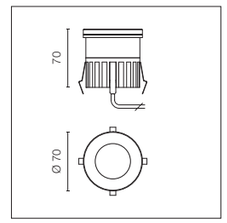

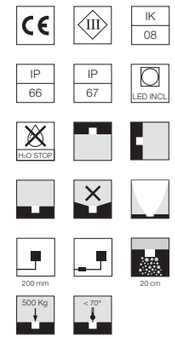

Inklusive LED-Quelle. Die Fernstromversorgung mit DMX-3chx350mA-Schnittstelle muss separat bestellt werden. Die Montage benötigt eine Einbaudose, die separat bestellt werden muss. Die Leuchte ist ausgestattet mit einem 200 mm überstehenden Neoprenkabel und einem Set mit Crimpverbindern und selbstklebenden Schrumpfschläuchen, die die Dichtigkeit des Anschlusses garantieren. Glas mit opalem Diffusor.

Kabeldiagramm und RGB-System-Installation.

Maximal 10 C-Me Opal Round 70-Leuchten für jeden F990B22A000 Code.

Siehe Kabeldiagramm Nr. 5, Seite 670.

LED source included. Remote electric power supply with DMX 3chx350mA interface, to be ordered separately. Requires a junction box to be ordered separately. The luminaire is equipped with a protruding, neoprene, 200 mm cable and a wiring kit with crimp connectors and adhesive heat-shrink tubing guaranteeing the water tightness of the connection. Glass with opal diffuser.

Wiring diagram and installation scheme RGB.

Max 10 luminaires C-Me Opal Round 70 LED RGB for each code F990B22A000.

See Wiring Diagram n.5 Page 670.

Diffused Light

RGB Power Led: 3,4W - 3CH x 350mA

RGB
FA100174122

Photometric data on request.

* Maximale Leuchten pro Stromversorgung / Maximum number of luminaires per power supply.

Maximale Leuchten pro Stromversorgung (220÷ 240 V). Diese Angaben müssen unter Berücksichtigung der spezifischen Installationsbedingungen überprüft werden.

Maximum number of luminaires per power supply. (220÷240 V). These data must be checked taking into account the specific installation conditions.

Acc. F990B22A000	**10

**Die Spannung an den Enden des Systems hängt von der Anzahl der in Reihe geschalteten Leuchten ab. Bitte beachten Sie die Norm CEI 64-8.

**The voltage at the end of the system depends on the number of fixtures connected in series, please comply with CEI 64-8 standards.

C-Me Square 40



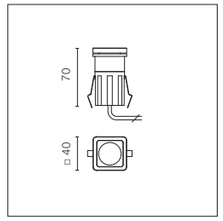

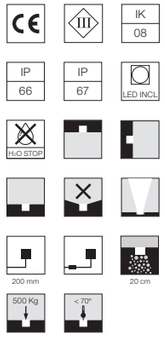

Inklusive LED-Quelle. Die 24 V Gleichstrom-Fernstromversorgung muss separat bestellt werden. Die Montage benötigt eine Einbaudose, die separat bestellt werden muss. Die Leuchte ist ausgestattet mit einem 200 mm überstehenden Neoprenkabel und einem Set mit Crimpverbindern und selbstklebenden Schrumpfschläuchen, die die Dichtigkeit des Anschlusses garantieren. Extraklares transparentes Glas.Dimmbare Version auf Anfrage erhältlich.

LED source included. 24V dc remote electric power supply to be ordered separately. Requires a junction box to be ordered separately. The luminaire is equipped with a protruding, neoprene, 200 mm cable and a wiring kit with crimp connectors and adhesive heat-shrink tubing guaranteeing the water tightness of the connection. . Extra clear transparent glass. Adjustable light intensity version available upon request.

Optic Spot 10°

Power Led: 2,3W - 144 lm ≠ OUTPUT 111 lm - 2700K/CRI 80 -24Vdc / 2,3W - 155 lm ≠ OUTPUT 121 lm - 3000K/CRI 80 -24Vdc / 2,3W - 161 lm ≠ OUTPUT 125 lm - 4000K/CRI 80 -24Vdc

2700K	3000K	4000K
FA100181133	FA100176133	FA100177133

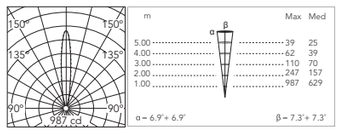

@ 3000K

Optic Medium 45°

Power Led: 2,3W - 144 lm ≠ OUTPUT 102 lm - 2700K/CRI 80 -24Vdc / 2,3W - 155 lm ≠ OUTPUT 110 lm - 3000K/CRI 80 -24Vdc / 2,3W - 161 lm ≠ OUTPUT 114 lm - 4000K/CRI 80 -24Vdc

2700K	3000K	4000K
FA10018141	FA10017641	FA10017741

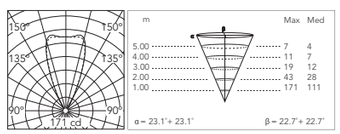

@ 3000K

C-Me Opal Square 40



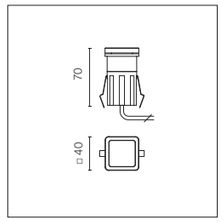

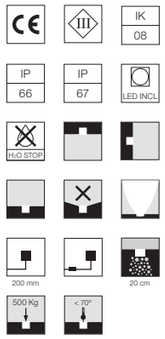

Inklusive LED-Quelle. Die 24 V Gleichstrom-Fernstromversorgung muss separat bestellt werden. Die Montage benötigt eine Einbaudose, die separat bestellt werden muss. Die Leuchte ist ausgestattet mit einem 200 mm überstehenden Neoprenkabel und einem Set mit Crimpverbindern und selbstklebenden Schrumpfschläuchen, die die Dichtigkeit des Anschlusses garantieren. Glas mit opalem Diffusor.
Dimmbar.

LED source included. 24V dc remote electric power supply to be ordered separately. Requires a junction box to be ordered separately. The luminaire is equipped with a protruding, neoprene, 200 mm cable and a wiring kit with crimp connectors and adhesive heat-shrink tubing guaranteeing the water tightness of the connection. . Glass with opal diffuser. Adjustable light intensity.

Diffused Light

Mid-Power Led: 0,5W - 42 lm ≠ OUTPUT 22 lm - 2700K/CRI 80 -24Vdc / 0,5W - 44 lm ≠ OUTPUT 23 lm - 3000K/CRI 80 -24Vdc / 0,5W - 45 lm ≠ OUTPUT 23 lm - 4000K/CRI 80 -24Vdc

2700K	3000K	4000K
FA100181124	FA100176124	FA100177124

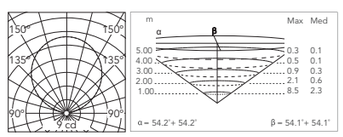

@ 3000K

* Maximale Leuchten pro Stromversorgung / Maximum number of luminaires per power supply.

Maximale Leuchten pro Stromversorgung (220÷ 240 V). Diese Angaben müssen unter Berücksichtigung der spezifischen Installationsbedingungen überprüft werden.

Maximum number of luminaires per power supply. (220÷240 V). These data must be checked taking into account the specific installation conditions.

Acc. RF25754	1	Acc. RF25752	5
Acc. RF25748	1	Acc. RF25755	14
Acc. RF25747	4	Acc. RF25749	29
Acc. RF25757	4		

C-Me Square 70



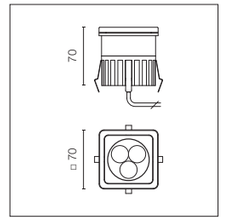

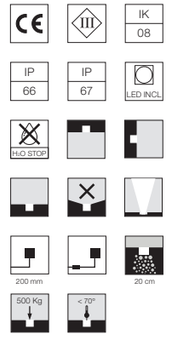

Inklusive LED-Quelle. Die 24 V Gleichstrom-Fernstromversorgung muss separat bestellt werden. Die Montage benötigt eine Einbaudose, die separat bestellt werden muss. Die Leuchte ist ausgestattet mit einem 200 mm überstehenden Neoprenkabel mit einem integriertem H2O STOP Anschlusssystem und einem Set mit Crimpverbindern und selbstklebenden Schrumpfschläuchen, die die Dichtigkeit des Anschlusses garantieren. Extraklares transparentes Glas. Dimmbare Version auf Anfrage erhältlich.

LED source included. 24V dc remote electric power supply to be ordered separately. Requires a junction box to be ordered separately. The luminaire is equipped with a protruding, neoprene, 200 mm cable with an integrated H2O STOP connection system and a wiring kit with crimp connectors and adhesive heat-shrink tubing guaranteeing the water tightness of the connection. Extra clear transparent glass. Adjustable light intensity version available upon request.

Optic Spot 10°

Power Led: 5,9W - 431 lm ≠ OUTPUT 359 lm - 2700K/CRI 80 - 24Vdc / 5,9W - 466 lm ≠ OUTPUT 389 lm - 3000K/CRI 80 - 24Vdc / 5,9W - 484 lm ≠ OUTPUT 404 lm - 4000K/CRI 80 - 24Vdc

2700K	3000K	4000K
FA100182132	FA100179132	FA100180132

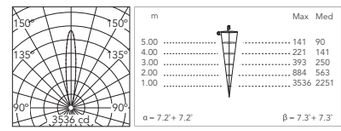

@ 3000K

Optic Medium 30°

Power Led: 5,9W - 431 lm ≠ OUTPUT 364 lm - 2700K/CRI 80 - 24Vdc / 5,9W - 466 lm ≠ OUTPUT 395 lm - 3000K/CRI 80 - 24Vdc / 5,9W - 484 lm ≠ OUTPUT 410 lm - 4000K/CRI 80 - 24Vdc

2700K	3000K	4000K
FA100182130	FA100179130	FA100180130

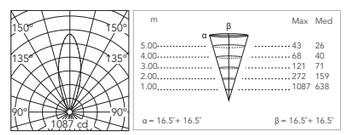

@ 3000K

Optic Flood 50°

Power Led: 5,9W - 431 lm ≠ OUTPUT 329 lm - 2700K/CRI 80 - 24Vdc / 5,9W - 466 lm ≠ OUTPUT 357 lm - 3000K/CRI 80 - 24Vdc / 5,9W - 484 lm ≠ OUTPUT 371 lm - 4000K/CRI 80 - 24Vdc

2700K	3000K	4000K
FA10018241	FA10017941	FA10018041

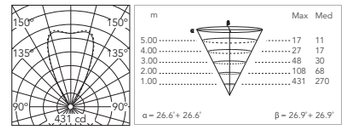

@ 3000K

C-Me Opal Square 70



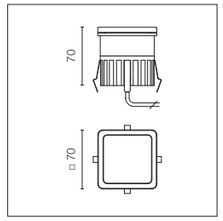

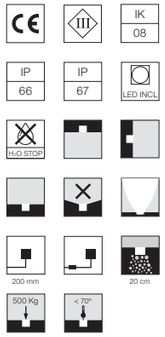

Inklusive LED-Quelle. Die 24 V Gleichstrom-Fernstromversorgung muss separat bestellt werden. Die Montage benötigt eine Einbaudose, die separat bestellt werden muss. Die Leuchte ist ausgestattet mit einem 200 mm überstehenden Neoprenkabel mit einem integriertem H2O STOP Anschlusssystem und einem Set mit Crimpverbindern und selbstklebenden Schrumpfschläuchen, die die Dichtigkeit des Anschlusses garantieren. Glas mit opalem Diffusor.
Dimmbar.

LED source included. 24V dc remote electric power supply to be ordered separately. Requires a junction box to be ordered separately. The luminaire is equipped with a protruding, neoprene, 200 mm cable with an integrated H2O STOP connection system and a wiring kit with crimp connectors and adhesive heat-shrink tubing guaranteeing the water tightness of the connection.
Glass with opal diffuser.
Adjustable light intensity.

Diffused Light

Mid-Power Led: 1,5W - 127 lm ≠ OUTPUT 80 lm - 2700K/CRI 80 - 24Vdc / 1,5W - 131 lm ≠ OUTPUT 82 lm - 3000K/CRI 80 - 24Vdc / 1,5W - 136 lm ≠ OUTPUT 83 lm - 4000K/CRI 80 - 24Vdc

2700K
FA100182125

3000K
FA100179125

4000K
FA100180125

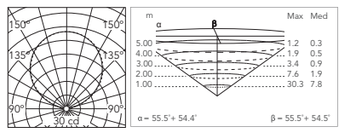

@ 3000K

* Maximale Leuchten pro Stromversorgung / Maximum number of luminaires per power supply.

Maximale Leuchten pro Stromversorgung (220÷ 240 V). Diese Angaben müssen unter Berücksichtigung der spezifischen Installationsbedingungen überprüft werden.

Maximum number of luminaires per power supply. (220÷240 V). These data must be checked taking into account the specific installation conditions.

Acc. RF25747	1	Acc. RF25755	6
Acc. RF25757	1	Acc. RF25749	12
Acc. RF25752	2		

C-Me Square 70 RGB



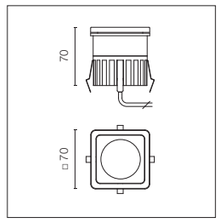

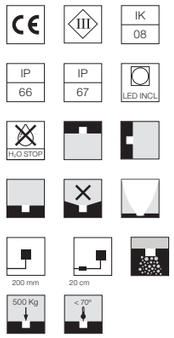

Inklusive LED-Quelle. Die Fernstromversorgung mit DMX-3chx350mA-Schnittstelle muss separat bestellt werden. Die Montage benötigt eine Einbaudose, die separat bestellt werden muss. Die Leuchte ist ausgestattet mit einem 200 mm überstehenden Neoprenkabel und einem Set mit Crimpverbindern und selbstklebenden Schrumpfschläuchen, die die Dichtigkeit des Anschlusses garantieren. Extraklares transparentes Glas.

LED source included. Remote electric power supply with DMX 3chx350mA interface, to be ordered separately. Requires a junction box to be ordered separately. The luminaire is equipped with a protruding, neoprene, 200 mm cable and a wiring kit with crimp connectors and adhesive heat-shrink tubing guaranteeing the water tightness of the connection.
Extra clear transparent glass.

Kabeldiagramm und RGB-System-Installation.

Maximal 10 C-Me Square 70 LED RGB-Leuchten für jeden F990B22A000 Code.

Siehe Kabeldiagramm Nr. 5, Seite 670.

Wiring diagram and installation scheme RGB.

Max 10 luminaires C-Me Square 70 LED RGB for each code F990B22A000.

See Wiring Diagram n.5 Page 670.

RGB Power Led: 3,4W - 3CH x 350mA

Optic Spot 10°
FA100174132

Optic Medium 35°
FA10017441

Photometric data on request.

C-Me Opal Square 70 RGB



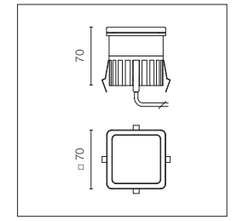

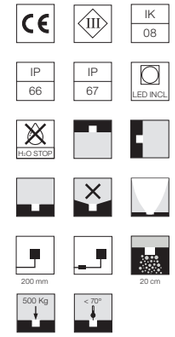

Inklusive LED-Quelle. Die Fernstromversorgung mit DMX-3chx350mA-Schnittstelle muss separat bestellt werden. Die Montage benötigt eine Einbaudose, die separat bestellt werden muss. Die Leuchte ist ausgestattet mit einem 200 mm überstehenden Neoprenkabel und einem Set mit Crimpverbindern und selbstklebenden Schrumpfschläuchen, die die Dichtigkeit des Anschlusses garantieren. Glas mit opalem Diffusor.

LED source included. Remote electric power supply with DMX 3chx350mA interface, to be ordered separately. Requires a junction box to be ordered separately. The luminaire is equipped with a protruding, neoprene, 200 mm cable and a wiring kit with crimp connectors and adhesive heat-shrink tubing guaranteeing the water tightness of the connection.
Glass with opal diffuser.

Kabeldiagramm und RGB-System-Installation.

Maximal 10 C-Me Opal Square 70 LED RGB-Leuchten für jeden F990B22A000 Code.

Siehe Kabeldiagramm Nr.5 Seite 670.

Wiring diagram and installation scheme RGB.

Max 10 luminaires C-Me Opal Square 70 LED RGB for each code F990B22A000.

See Wiring Diagram n.5 Page 670.

Diffused Light

RGB Power Led: 3,4W - 3CH x 350mA

RGB
FA100174125

Photometric data on request.

* Maximale Leuchten pro Stromversorgung / Maximum number of luminaires per power supply.

Maximale Leuchten pro Stromversorgung (220÷ 240 V). Diese Angaben müssen unter Berücksichtigung der spezifischen Installationsbedingungen überprüft werden.

Maximum number of luminaires per power supply. (220÷240 V). These data must be checked taking into account the specific installation conditions.

Acc. F990B22A000 **10

**Die Spannung an den Enden des Systems hängt von der Anzahl der in Reihe geschalteten Leuchten ab. Bitte beachten Sie die Norm CEI 64-8.

**The voltage at the end of the system depends on the number of fixtures connected in series, please comply with CEI 64-8 standards.

C-Me: Zubehörteile / Accessories

Einbaugehäuse.	Box for installation.	C-Me Ø40 FA98		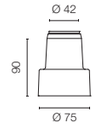
Einbaugehäuse.	Box for installation.	C-Me 40x40 FA99		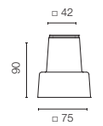
Einbaugehäuse.	Box for installation.	C-Me Ø70 FA101		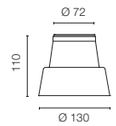
Einbaugehäuse.	Box for installation.	C-Me 70x70 FA102		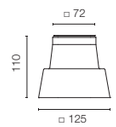
Verbindungssystem, IP 68, 2-Wege, 2-polig, (Ø4÷6,9mm Kabel). Kann nicht in das Einbaugehäuse für die Installation platziert werden.	2 way terminal block 2 poles IP68. (Ø4÷6,9mm cable). It can't be placed in the recessed box for installation.	F990C050000		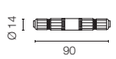

C-Me: Treiber / Drivers

Stromversorgung Doppelfunktion Vout 24V Gleichstrom: 8 W/100÷240 V Iout 350 ma: 6x1 W/100÷240 V IP20 Klasse II Selv Eq.	Power supply dual function Vout 24Vdc: 8W/100÷240V Iout 350ma: 6x1W/100÷240V IP20 Class II Selv Eq.	C-Me 40mm *RF25754		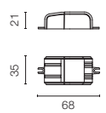
Netzgerät 24V 8W / 110-240V IP65 Klasse II selv.	Power supply 24V 8W / 110-240V IP65 Class II selv.	C-Me 40mm *RF25748		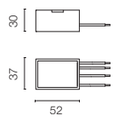
Netzgerät 24V 10W / 110-240V IP20 Klasse II selv.	Power supply 24V 10W /110-240V IP20 Class II selv.	*RF25747		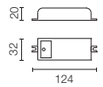
Netzgerät 24V 10W / 110-240V IP67 Klasse II selv.	Power supply 24V 10W / 110-240V IP67 Class II selv.	*RF25757		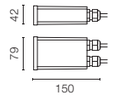
Netzgerät für den Ferneinbau 24Vdc 20W / 220- 240V IP67 Klasse II selv.	Power supply for remote installation 24Vdc 20W / 220-240V IP67 Class II selv.	*RF25752		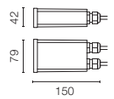
Netzgerät 24Vdc 35W / 120-270V IP67 Klasse II selv.	Power supply 24Vdc 35W / 120-270V IP67 Class II selv.	F990B23AZ00		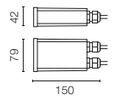
Netzgerät 24Vdc 50W / 120-240V IP67 Klasse II selv.	Power supply 24Vdc 50W / 120-240V IP67 Class II selv.	*RF25755		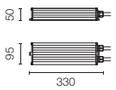
Netzgerät 24Vdc 70W / 220-240V IP67 Klasse II selv.	Power supply 24Vdc 70W / 220-240V IP67 Class II selv.	*RF25749		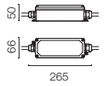

C-Me RGB: Zubehörteile / Accessories

DMX-Controller; Dimmer-Schalter für Einbaudose. (60 mm Lochmitte).	DMX controller; dimmer switch for recessed box (60mm hole centres).	F990B10A000		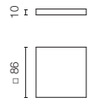
DMX Controller; Stand-Alone/PC-Schnittstelle.	DMX controller; stand-alone/pc interface.	F990B11A000		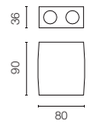
DMX-Verteiler 512 - elektronisches Gerät zur Regenerierung des monodirektionalen DMX-Signal. 1 Eingang und 7 Ausgänge, 12-24 V Gleichstrom. Stromversorgung nicht enthalten.	DMX splitter 512 - electronic device to regenerate the monodirectional DMX signal 1 Input and 7 output, 12-24Vdc. Power supply not included.	F990B13A000		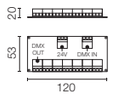
Geschirmtes DMX-Kabel mit konstantem Widerstand (110 Ohm).	DMX cable - shielded twisted pair with 110 Ohm constant impedance.	F990B12A000		

C-Me RGB: Treiber / Drivers

Stromversorgung mit Dmx-schnittstelle für RGB-Leuchten 36w/220÷240V-3ch x 350ma (3ch x 10 x1w) Dmx-Kontrolle erlaubt ip67 Klasse i Selv Eq.	Power supply with DMX interface for RGB fixtures 36W/220÷240v-3CH x 350mA (3CH x 10 x 1W) DMX control allowed IP67 Class I Selv Eq.	*F990B22A000		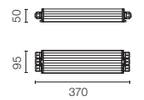

C-Me Square 100



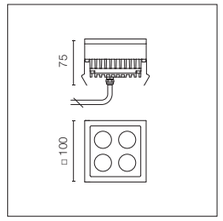

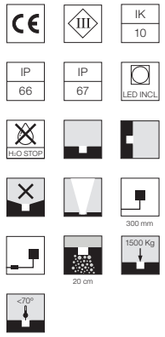

Inklusive LED-Quelle.
Die 24 V Gleichstrom-Fernstromversorgung muss separat bestellt werden.
Die Montage benötigt eine Einbaudose, die separat bestellt werden muss. Die Leuchte ist ausgestattet mit einem 300 mm überstehenden Neoprenkabel und einem Set mit Crimpverbindern und selbstklebenden Schrumpfschläuchen, die die Dichtigkeit des Anschlusses garantieren. Extraklares transparentes Glas.

LED source included. 24V dc remote electric power supply to be ordered separately. Requires a junction box to be ordered separately. The luminaire is equipped with a protruding, neoprene, 300 mm cable and a wiring kit with crimp connectors and adhesive heat-shrink tubing guaranteeing the water tightness of the connection.
Extra clear transparent glass.

Optic Spot 10°

Power Led: 7,5W - 773 lm ≠ OUTPUT 575 lm - 2700K/CRI 80 - 24Vdc / 7,5W - 828 lm ≠ OUTPUT 616 lm - 3000K/CRI 80 - 24Vdc / 7,5W - 856 lm ≠ OUTPUT 636 lm - 4000K/CRI 80 -24Vdc

2700K
FA524015

3000K
FA524013

4000K
FA524012

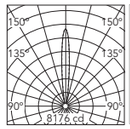

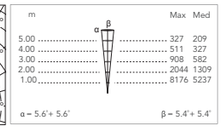

@ 3000K

Optic Medium 40°

Power Led: 7,5W - 773 lm ≠ OUTPUT 529 lm - 2700K/CRI 80 - 24Vdc / 7,5W - 828 lm ≠ OUTPUT 567 lm - 3000K/CRI 80 - 24Vdc / 7,5W - 856 lm ≠ OUTPUT 586 lm - 4000K/CRI 80 -24Vdc

2700K
FA524025

3000K
FA524023

4000K
FA524022

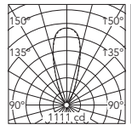

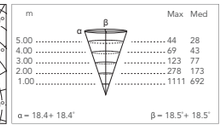

@ 3000K

* Maximale Leuchten pro Stromversorgung / Maximum number of luminaires per power supply.

Maximale Leuchten pro Stromversorgung (220÷ 240 V). Diese Angaben müssen unter Berücksichtigung der spezifischen Installationsbedingungen überprüft werden.	Maximum number of luminaires per power supply. (220÷240 V). These data must be checked taking into account the specific installation conditions.	Acc. RF25747	1
		Acc. RF25757	1
		Acc. RF25755	5
		Acc. RF25749	8

C-Me Opal Square 100



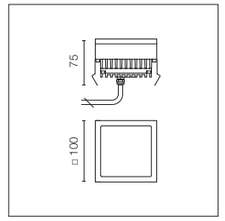

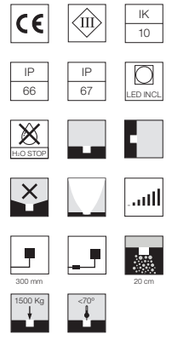

Inklusive LED-Quelle.
Die 24 V Gleichstrom-Fernstromversorgung muss separat bestellt werden.
Die Montage benötigt eine Einbaudose, die separat bestellt werden muss. Die Leuchte ist ausgestattet mit einem 300 mm überstehenden Neoprenkabel und einem Set mit Crimpverbindern und selbstklebenden Schrumpfschläuchen, die die Dichtigkeit des Anschlusses garantieren. Glas mit opalem Diffusor.
Dimmbar.

LED source included. 24V dc remote electric power supply to be ordered separately. Requires a junction box to be ordered separately. The luminaire is equipped with a protruding, neoprene, 300 mm cable and a wiring kit with crimp connectors and adhesive heat-shrink tubing guaranteeing the water tightness of the connection.
Glass with opal diffuser.
Adjustable light intensity.

Diffused Light

Mid-Power Led: 6,8W - 720 lm ≠ OUTPUT 396 lm - 2700K/CRI 80 - 24Vdc / 6,8W - 774 lm ≠ OUTPUT 426 lm - 3000K/CRI 80 - 24Vdc / 6,8W - 813 lm ≠ OUTPUT 447 lm - 4000K/CRI 80 -24Vdc

2700K
FA524005

3000K
FA524003

4000K
FA524002

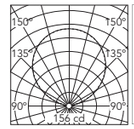

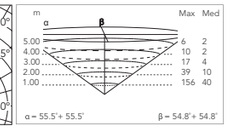

@ 3000K

* Maximale Leuchten pro Stromversorgung / Maximum number of luminaires per power supply.

Maximale Leuchten pro Stromversorgung (220÷ 240 V). Diese Angaben müssen unter Berücksichtigung der spezifischen Installationsbedingungen überprüft werden.	Maximum number of luminaires per power supply. (220÷240 V). These data must be checked taking into account the specific installation conditions.	Acc. RF25747	1	Acc. RF25752	2
		Acc. RF25757	1	Acc. RF25755	6
		Acc. RF25750	2	Acc. RF25749	9
		Acc. F990B21A000	2	Acc. RF25756	13
		Acc. RF26387	1		

C-Me Opal Square 100 RGB



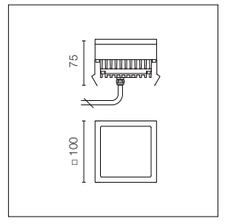

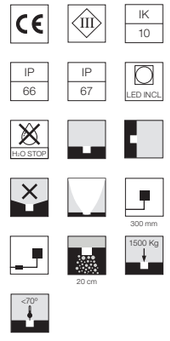

Inklusive LED-Quelle. Die Fernstromversorgung mit DMX-3chx350mA-Schnittstelle muss separat bestellt werden. Die Montage benötigt eine Einbaudose, die separat bestellt werden muss. Die Leuchte ist ausgestattet mit einem 300 mm überstehenden Neoprenkabel und einem Set mit Crimpverbindern und selbstklebenden Schrumpfschläuchen, die die Dichtigkeit des Anschlusses garantieren. Glas mit opalem Diffusor.

LED RGB light source included. Remote electric power supply with DMX 3chx24Vdc interface, to be ordered separately. Requires a junction box to be ordered separately. The luminaire is equipped with a protruding, neoprene, 300 mm cable and a wiring kit with crimp connectors and adhesive heat-shrink tubing guaranteeing the water tightness of the connection.
Glass with opal diffuser.

Diffused Light

RGB Power Led: 6W - 3CH x 24Vdc

RGB
FA524004

Photometric data on request.

Kabeldiagramm und RGB-System-Installation.

Maximal 8 C-Me Square 100 LED RGB Leuchten für jeden FA148 Code.

Siehe Kabeldiagramm Nr. 6, Seite 670.

Wiring diagram and installation scheme RGB.

Max 8 luminaires C-Me Square 100 LED RGB for each code FA148.

See Wiring Diagram n.6 Page 670.

* Maximale Leuchten pro Stromversorgung / Maximum number of luminaires per power supply.

Maximale Leuchten pro Stromversorgung (220÷ 240 V). Diese Angaben müssen unter Berücksichtigung der spezifischen Installationsbedingungen überprüft werden.	Maximum number of luminaires per power supply. (220÷240 V). These data must be checked taking into account the specific installation conditions.	Acc. FA148	8

C-Me Rectangle



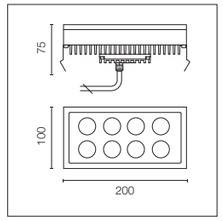

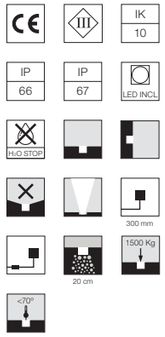

Inklusive LED-Quelle.
Die 24 V Gleichstrom-Fernstromversorgung muss separat bestellt werden.
Die Montage benötigt eine Einbaudose, die separat bestellt werden muss. Die Leuchte ist ausgestattet mit einem 300 mm überstehenden Neoprenkabel und einem Set mit Crimpverbindern und selbstklebenden Schrumpfschläuchen, die die Dichtigkeit des Anschlusses garantieren. Extraklares transparentes Glas.

LED source included. 24V dc remote electric power supply to be ordered separately. Requires a junction box to be ordered separately. The luminaire is equipped with a protruding, neoprene, 300 mm cable and a wiring kit with crimp connectors and adhesive heat-shrink tubing guaranteeing the water tightness of the connection.
Extra clear transparent glass.

Optic Spot 10°

Power Led: 15W - 1546 lm ≠ OUTPUT 1150 lm - 2700K/CRI 80 - 24Vdc / 15W - 1656 lm ≠ OUTPUT 1232 lm - 3000K/CRI 80 - 24Vdc / 15W - 1711 lm ≠ OUTPUT 1273 lm - 4000K/CRI 80 -24Vdc

2700K	**3000K**	**4000K**
FA524515	FA524513	FA524512

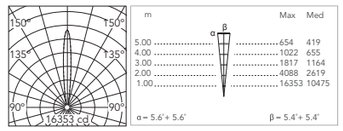

@ 3000K

Optic Medium 40°

Power Led: 15W - 1546 lm ≠ OUTPUT 1059 lm - 2700K/CRI 80 - 24Vdc / 15W - 1656 lm ≠ OUTPUT 1134 lm - 3000K/CRI 80 - 24Vdc / 15W - 1711 lm ≠ OUTPUT 1172 lm - 4000K/CRI 80 -24Vdc

2700K	**3000K**	**4000K**
FA524525	FA524523	FA524522

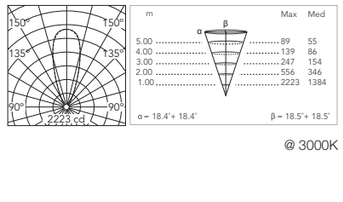

@ 3000K

* Maximale Leuchten pro Stromversorgung / Maximum number of luminaires per power supply.

Maximale Leuchten pro Stromversorgung (220÷ 240 V). Diese Angaben müssen unter Berücksichtigung der spezifischen Installationsbedingungen überprüft werden.	Maximum number of luminaires per power supply. (220÷240 V). These data must be checked taking into account the specific installation conditions.	Acc. RF25752	1
		Acc. RF25755	2
		Acc. RF25749	4

C-Me Opal Rectangle



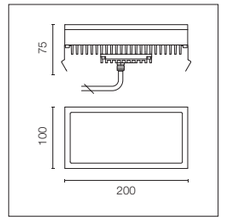

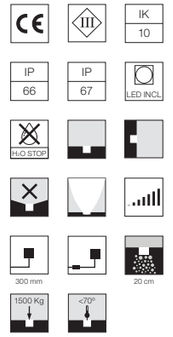

Inklusive LED-Quelle.
Die 24 V Gleichstrom-Fernstromversorgung muss separat bestellt werden.
Die Montage benötigt eine Einbaudose, die separat bestellt werden muss. Die Leuchte ist ausgestattet mit einem 300 mm überstehenden Neoprenkabel und einem Set mit Crimpverbindern und selbstklebenden Schrumpfschläuchen, die die Dichtigkeit des Anschlusses garantieren. Glas mit opalem Diffusor.
Dimmbar.

LED source included. 24V dc remote electric power supply to be ordered separately. Requires a junction box to be ordered separately. The luminaire is equipped with a protruding, neoprene, 300 mm cable and a wiring kit with crimp connectors and adhesive heat-shrink tubing guaranteeing the water tightness of the connection.
Glass with opal diffuser.
Adjustable light intensity.

Diffused Light

Mid-Power Led: 15,8W - 1620 lm ≠ OUTPUT 939 lm - 2700K/CRI 80 - 24Vdc / 15,8W - 1734 lm ≠ OUTPUT 1009 lm - 3000K/CRI 80 - 24Vdc / 15,8W - 1742 lm ≠ OUTPUT 1060 lm - 4000K/CRI 80 -24Vdc

2700K	**3000K**	**4000K**
FA524505	FA524503	FA524502

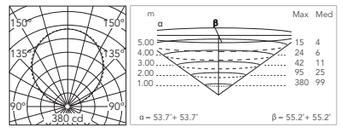

@ 3000K

* Maximale Leuchten pro Stromversorgung / Maximum number of luminaires per power supply.

Maximale Leuchten pro Stromversorgung (220÷ 240 V). Diese Angaben müssen unter Berücksichtigung der spezifischen Installationsbedingungen überprüft werden.	Maximum number of luminaires per power supply. (220÷240 V). These data must be checked taking into account the specific installation conditions.	Acc. RF25750	1	Acc. RF25755	3
		Acc. F990B21A000	1	Acc. RF25749	4
		Acc. RF26387	1	Acc. RF25756	6
		Acc. RF25752	1		

C-Me Opal Rectangle RGB



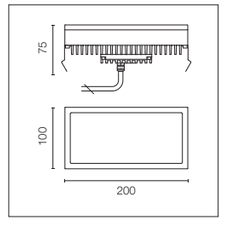

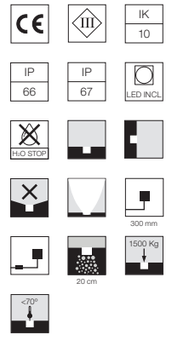

Inklusive LED-Quelle. Die Fernstromversorgung mit DMX-3chx350mA-Schnittstelle muss separat bestellt werden.
Die Montage benötigt eine Einbaudose, die separat bestellt werden muss. Die Leuchte ist ausgestattet mit einem 300 mm überstehenden Neoprenkabel und einem Set mit Crimpverbindern und selbstklebenden Schrumpfschläuchen, die die Dichtigkeit des Anschlusses garantieren. Glas mit opalem Diffusor.

LED RGB light source included. Remote electric power supply with DMX 3chx24Vdc interface, to be ordered separately. Requires a junction box to be ordered separately. The luminaire is equipped with a protruding, neoprene, 300 mm cable and a wiring kit with crimp connectors and adhesive heat-shrink tubing guaranteeing the water tightness of the connection.
Glass with opal diffuser.

Diffused Light

RGB Power Led: 10,5W - 3CH x 24Vdc

RGB

FA524504

Photometric data on request.

Kabeldiagramm und RGB-System-Installation.

Maximal 4 C-Me Rectangle LED RGB Leuchten für jeden FA148 Code.

Siehe Kabeldiagramm Nr. 6, Seite 670.

Wiring diagram and installation scheme RGB.

Max 4 luminaires C-Me Rectangle LED RGB for each code FA148.

See Wiring Diagram n.6 Page 670.

* Maximale Leuchten pro Stromversorgung / Maximum number of luminaires per power supply.

Maximale Leuchten pro Stromversorgung (220÷ 240 V). Diese Angaben müssen unter Berücksichtigung der spezifischen Installationsbedingungen überprüft werden.	Maximum number of luminaires per power supply. (220÷240 V). These data must be checked taking into account the specific installation conditions.	Acc. FA148	4

C-Me Line



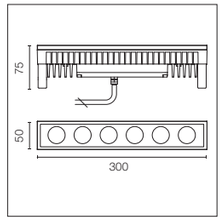

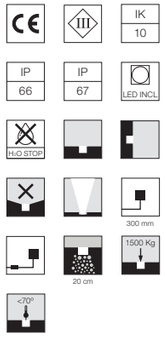

Inklusive LED-Quelle.
Die 24 V Gleichstrom-Fernstromversorgung muss separat bestellt werden.
Die Montage benötigt eine Einbaudose, die separat bestellt werden muss. Die Leuchte ist ausgestattet mit einem 300 mm überstehenden Neoprenkabel und einem Set mit Crimpverbindern und selbstklebenden Schrumpfschläuchen, die die Dichtigkeit des Anschlusses garantieren. Extraklares transparentes Glas.

LED source included. 24V dc remote electric power supply to be ordered separately. Requires a junction box to be ordered separately. The luminaire is equipped with a protruding, neoprene, 300 mm cable and a wiring kit with crimp connectors and adhesive heat-shrink tubing guaranteeing the water tightness of the connection. Extra clear transparent glass.

Optic Spot 10°

Power Led: 11,8W - 1159 lm ≠ OUTPUT 862 lm - 2700K/CRI 80 - 24Vdc / 11,8W - 1242 lm ≠ OUTPUT 924 lm - 3000K/CRI 80 - 24Vdc / 11,8W - 1283 lm ≠ OUTPUT 955 lm - 4000K/CRI 80 - 24Vdc

2700K	3000K	4000K
FA524115	FA524113	FA524112

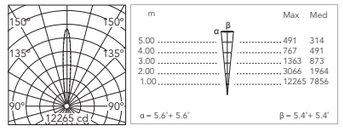

@ 3000K

Optic Medium 40°

Power Led: 11,8W - 1159 lm ≠ OUTPUT 794 lm - 2700K/CRI 80 - 24Vdc / 11,8W - 1242 lm ≠ OUTPUT 851 lm - 3000K/CRI 80 - 24Vdc / 11,8W - 1283 lm ≠ OUTPUT 879 lm - 4000K/CRI 80 - 24Vdc

2700K	3000K	4000K
FA524125	FA524123	FA524122

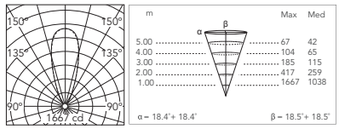

@ 3000K

* Maximale Leuchten pro Stromversorgung / Maximum number of luminaires per power supply.

Maximale Leuchten pro Stromversorgung (220÷ 240 V). Diese Angaben müssen unter Berücksichtigung der spezifischen Installationsbedingungen überprüft werden.

Maximum number of luminaires per power supply. (220÷240 V). These data must be checked taking into account the specific installation conditions.

Acc. RF25752	1
Acc. RF25755	3
Acc. RF25749	6

C-Me Opal Line



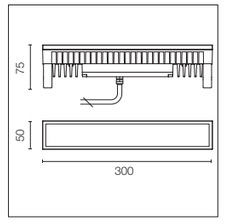



Inklusive LED-Quelle.
Die 24 V Gleichstrom-Fernstromversorgung muss separat bestellt werden.
Die Montage benötigt eine Einbaudose, die separat bestellt werden muss. Die Leuchte ist ausgestattet mit einem 300 mm überstehenden Neoprenkabel und einem Set mit Crimpverbindern und selbstklebenden Schrumpfschläuchen, die die Dichtigkeit des Anschlusses garantieren. Glas mit opalem Diffusor.
Dimmbar.

LED source included. 24V dc remote electric power supply to be ordered separately. Requires a junction box to be ordered separately. The luminaire is equipped with a protruding, neoprene, 300 mm cable and a wiring kit with crimp connectors and adhesive heat-shrink tubing guaranteeing the water tightness of the connection.
Glass with opal diffuser.
Adjustable light intensity.

Diffused Light

Mid-Power Led: 10,5W - 1080 lm ≠ OUTPUT 538 lm - 2700K/CRI 80 - 24Vdc / 10,5W - 1161 lm ≠ OUTPUT 578 lm - 3000K/CRI 80 - 24Vdc / 10,5W - 1219 lm ≠ OUTPUT 607 lm - 4000K/CRI 80 -24Vdc

2700K	3000K	4000K
FA524105	FA524103	FA524102

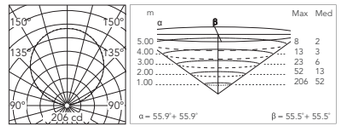

@ 3000K

* Maximale Leuchten pro Stromversorgung / Maximum number of luminaires per power supply.

Maximale Leuchten pro Stromversorgung (220÷ 240 V). Diese Angaben müssen unter Berücksichtigung der spezifischen Installationsbedingungen überprüft werden.

Maximum number of luminaires per power supply. (220÷240 V). These data must be checked taking into account the specific installation conditions.

Acc. RF25750	1
Acc. F990B21A000	1
Acc. RF26387	1
Acc. RF25752	1
Acc. RF25755	4
Acc. RF25749	6
Acc. RF25756	9

C-Me Opal Line RGB



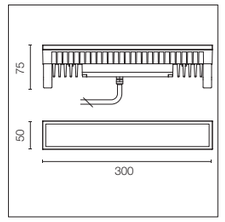

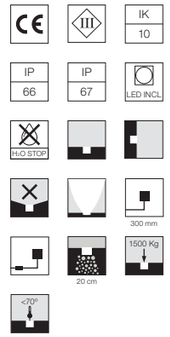

Inklusive LED-Quelle. Die Fernstromversorgung mit DMX-3chx350mA-Schnittstelle muss separat bestellt werden.
Die Montage benötigt eine Einbaudose, die separat bestellt werden muss. Die Leuchte ist ausgestattet mit einem 300 mm überstehenden Neoprenkabel und einem Set mit Crimpverbindern und selbstklebenden Schrumpfschläuchen, die die Dichtigkeit des Anschlusses garantieren. Glas mit opalem Diffusor.

LED RGB light source included. Remote electric power supply with DMX 3chx24Vdc interface, to be ordered separately. Requires a junction box to be ordered separately. The luminaire is equipped with a protruding, neoprene, 300 mm cable and a wiring kit with crimp connectors and adhesive heat-shrink tubing guaranteeing the water tightness of the connection.
Glass with opal diffuser.

Diffused Light

RGB Power Led: 8W - 3CH x 24Vdc

RGB
FA524104

Photometric data on request.

Kabeldiagramm und RGB-System-Installation.

Maximal 5 -Me Line RGB Leuchten für jeden FA148 Code.

Siehe Kabeldiagramm Nr. 6, Seite 670.

Wiring diagram and installation scheme RGB.

Max 5 luminaires C-Me Line RGB for each code FA148.

See Wiring Diagram n.6 Page 670.

* Maximale Leuchten pro Stromversorgung / Maximum number of luminaires per power supply.

Maximale Leuchten pro Stromversorgung (220÷ 240 V). Diese Angaben müssen unter Berücksichtigung der spezifischen Installationsbedingungen überprüft werden.

Maximum number of luminaires per power supply. (220÷240 V). These data must be checked taking into account the specific installation conditions.

Acc. FA148	5

C-Me Square 100 / Rectangle / Line: Zubehörteile / Accessories

Einbaugehäuse.	Box for installation.	C-Me Square 100 FA151		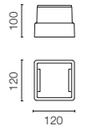
Einbaugehäuse.	Box for installation.	C-Me Rectangle FA152		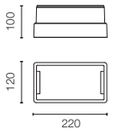
Einbaugehäuse.	Box for installation.	C-Me Line FA183		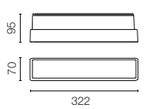
Saugnapf zum Ziehen der Leuchte.	Suction cup to pull the luminaire.	FA153		
Verbindungssystem, IP 68, 2-Wege, 2-polig, (Ø4÷6,9mm Kabel). Kann nicht in das Einbaugehäuse für die Installation platziert werden.	2 way terminal block 2 poles IP68. (Ø4÷6,9mm cable). It can't be placed in the recessed box for installation.	F990C050000		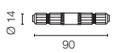
DMX-Controller; Dimmer-Schalter für Einbaudose. (60 mm Lochmitte).	DMX controller; dimmer switch for recessed box (60mm hole centres).	C-Me RGB F990B10A000		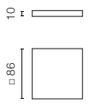
DMX Controller; Stand-Alone/PC-Schnittstelle.	DMX controller; stand-alone/pc interface.	C-Me RGB F990B11A000		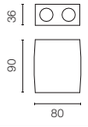
DMX-Verteiler 512 - elektronisches Gerät zur Regenerierung des monodirektionalen DMX-Signal. 1 Eingang und 7 Ausgänge, 12-24 V Gleichstrom. Stromversorgung nicht enthalten.	DMX splitter 512 - electronic device to regenerate the monodirectional DMX signal 1 Input and 7 output, 12-24Vdc. Power supply not included.	C-Me RGB F990B13A000		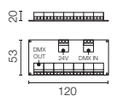
Geschirmtes DMX-Kabel mit konstantem Widerstand (110 Ohm).	DMX cable - shielded twisted pair with 110 Ohm constant impedance.	C-Me RGB F990B12A000		

C-Me Square 100 / Rectangle / Line: Treiber / Drivers

Netzgerät 24V 10W / 110-240V IP20 Klasse II selv.	Power supply 24V 10W /110-240V IP20 Class II selv.	*RF25747		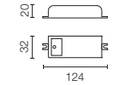
Netzgerät 24V 10W / 110-240V IP67 Klasse II selv.	Power supply 24V 10W / 110-240V IP67 Class II selv.	*RF25757		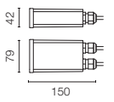
Netzgerät für den Ferneinbau 24Vdc 17W /N110-240V (15W@110V) IP20 Klasse II selv.	Power supply for remote installation 24Vdc 17W / 110-240V (15W@110V) IP20 Class II selv.	C-Me Square 100 Diffused Light *RF25750 Dimmable Push-Dim Or 1-10V See Wiring Diagram n.4. Page 668		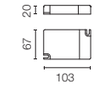
Netzgerät 17W/110÷240V - 24Vdc (15W@110V) IP67 Klasse II selv.	Power supply 17W/110÷240V - 24Vdc (15W@110V) IP67 Class II Selv.	C-Me Square 100 Diffused Light *F990B21A000 Dimmable Push-Dim Or 1-10V See Wiring Diagram n.4. Page 668		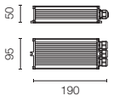
Netzgerät für den Ferneinbau 24Vdc 20W / 110-240Vdc (15W@110V) IP67 Klasse II selv.	Power supply for remote installation 24Vdc 20W / 110-240Vdc (15W@110V) IP67 Class II selv.	C-Me Square 100 Diffused Light *RF26387 Dimmable DALI See Wiring Diagram n.4. Page 668		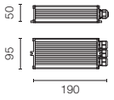
Netzgerät für den Ferneinbau 24Vdc 20W / 220- 240V IP67 Klasse II selv.	Power supply for remote installation 24Vdc 20W / 220-240V IP67 Class II selv.	C-Me Square 100 Diffused Light *RF25752		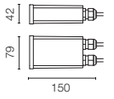
Netzgerät 24Vdc 35W / 120-270V IP67 Klasse II selv.	Power supply 24Vdc 35W / 120-270V IP67 Class II selv.	F990B23AZ00		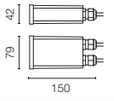
Netzgerät für den Ferneinbau 24Vdc 50W / 120-240V IP67 Klasse II selv.	Power supply for remote installation 24Vdc 50W / 120-240V IP67 Class II selv.	*RF25755		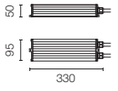
Netzgerät für den Ferneinbau 24Vdc 70W / 220-240V IP67 Klasse II selv.	Power supply for remote installation 24Vdc 70W / 220-240V IP67 Class II selv.	*RF25749		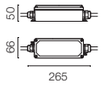
Netzgerät für den Ferneinbau 24Vdc 96W / 120-240V IP67 Klasse II selv.	Power supply for remote installation 24Vdc 96W / 120-240V IP67 Class II selv.	*RF25756		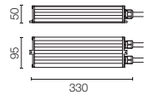
Stromversorgung mit Dmx-schnittstelle für RGB 55W/220÷230V-3CHX24Vdc Leuchten (3CHx18W) DMX-Kontrolle erlaubt IP67 Klasse i Selv Eq.	Power supply with DMX interface for RGB fixtures 55W/220÷230V-3CHx24Vdc (3CHx18W) DMX controller allowed IP67 Class I Selv Eq.	C-Me RGB *FA148		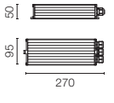

Outgraze







Designed by Flos Outdoor

Outgraze





Familie / Family

Outgraze 35 L 300



Power Led
7W
517 lm - 2700K/CRI 80
536 lm - 3000K/CRI 80
554 lm - 4000K/CRI 80

Easy Mid - Power Led
4,5W
190 lm - 2700K/CRI 80
207 lm - 3000K/CRI 80
223 lm - 4000K/CRI 80

Easy Tunable White
Mid - Power Led
4,5W
95÷120 lm - 2700K÷5700K/CRI 80

Outgraze 35 L 600



Power Led
12W
1034 lm - 2700K/CRI 80
1071 lm - 3000K/CRI 80
1108 lm - 4000K/CRI 80

Esay Mid - Power Led
9W
381 lm - 2700K/CRI 80
414 lm - 3000K/CRI 80
447 lm - 4000K/CRI 80

Easy Tunable White
Mid - Power Led
9W
190÷240 lm - 2700K÷5700K/CRI 80

Outgraze 35 L 900



Power Led
18W
1551 lm - 2700K/CRI 80
1807 lm - 3000K/CRI 80
1662 lm - 4000K/CRI 80

Easy Mid - Power Led
13W
571 lm - 2700K/CRI 80
621 lm - 3000K/CRI 80
670 lm - 4000K/CRI 80

Easy Tunable White
Mid - Power Led
13W
285÷360 lm - 2700K÷5700K/CRI 80

Outgraze 35 L 1200



Power Led
23W
2089 lm - 2700K/CRI 80
2142 lm - 3000K/CRI 80
2216 lm - 4000K/CRI 80

Easy Mid - Power Led
17,5W
761 lm - 2700K/CRI 80
827 lm - 3000K/CRI 80
894 lm - 4000K/CRI 80

Easy Tunable White
Mid - Power Led
17,5W
381÷480 lm - 2700K÷5700K/CRI 80

Outgraze 50 L 300



Power Led
8W
685 lm - 2700K/CRI 80
709 lm - 3000K/CRI 80
734 lm - 4000K/CRI 80

Easy Mid - Power Led
8W
310 lm - 2700K/CRI 80
337 lm - 3000K/CRI 80
364 lm - 4000K/CRI 80

Easy Tunable White Dali
Mid - Power Led
6,5W
220 lm - 2700K/CRI 80

Outgraze 50 L 600



Power Led
14,5W
1369 lm - 2700K/CRI 80
1418 lm - 3000K/CRI 80
1467 lm - 4000K/CRI 80

Easy Mid - Power Led
14,5W
620 lm - 2700K/CRI 80
674 lm - 3000K/CRI 80
728 lm - 4000K/CRI 80

Easy - Dali
Mid - Power Led
14,5W
1106 lm - 2700K/CRI 80
1198 lm - 3000K/CRI 80
1290 lm - 4000K/CRI 80

Easy Tunable White Dali
Mid - Power Led
11W
440 lm - 2700K/CRI 80

RGB - Power Led
26W

RGBW - Power Led
24W

Tunable White - Dali
Mid - Power Led
13W
722 lm - 2700÷5700K/CRI 80

Outgraze 50 L 900



Power Led
20W
2054 lm - 2700K/CRI 80
2127 lm - 3000K/CRI 80
2201 lm - 4000K/CRI 80

Easy / Easy Dali
Mid - Power Led
20W
930 lm - 2700K/CRI 80
1011 lm - 3000K/CRI 80
1092 lm - 4000K/CRI 80

Easy Tunable White Dali
Mid - Power Led
16W
660 lm - 2700K/CRI 80

RGB - Power Led
37W

RGBW - Power Led
33W

Tunable White - Dali
Mid - Power Led
18,5W
1082 lm - 2700K/CRI 80

Outgraze 50 L 1200



Power Led
27W
2739 lm - 2700K/CRI 80
2836 lm - 3000K/CRI 80
2934 lm - 4000K/CRI 80

Easy / Easy Dali
Mid - Power Led
27W
1240 lm - 2700K/CRI 80
1348 lm - 3000K/CRI 80
1456 lm - 4000K/CRI 80

Easy Tunable White Dali
Mid - Power Led
21W
879 lm - 2700K/CRI 80

RGB - Power Led
48W

RGBW - Power Led
43W

Tunable White - Dali
Mid - Power Led
23W
1443 lm - 2700K/CRI 80

Beschreibung / Description

Gerät für den Außenbereich für die Wand- oder Deckenmontage mit LED-Stromquelle.
Zentraler Körper aus extrudiertem Aluminium, Verschlussende aus druckgegossenem Aluminium.
Mit konstantem Abstand zwischen den Linsen umgesetzten Optiken bieten auch bei mehreren in einer kontinuierlichen Linie installierten Leuchten einen homogenen Lichtstrom.
Außenbeschichtung mit hoher Beständigkeit, die mit einer doppelten Pulverbeschichtung entsprechend dem QUALICOAT-Standard angewendet wird. Die erste Epoxid-Pulverschicht bietet eine chemische und mechanische Widerstandsfähigkeit, die zweite Pulverendschicht aus Polyester stellt die Beständigkeit gegenüber UV-Strahlen und Witterungseinflüssen sicher.
Die lackierten Oberflächen werden mit basen- und säurehaltigen Reinigungen behandelt, mit entmineralisiertem Wasser gespült und einer Behandlung zur chemischen Konversion unterzogen, um den Oxydationsschutz zu gewährleisten.
Diffusor aus extra klarem Klarglas oder sandgestrahltem Glas, siebbedruckt und verklebt, um eine wasserdichte Abdichtung zu gewährleisten.
Die Stahlhalterungen sind bei der Installation des Produkts verpflichtend zu verwenden. Sie sind allerdings separat zu bestellen.
Geräte, die mit einem 1.000 mm langen Ausgangskabelteil aus Neopren auf einer Seite bereitgestellt werden.
Auf Anfrage können die Geräte mit einem Anschluss bereitgestellt werden, der für die Mehrfachinstallation mit Linienkontinuität geeignet ist.

Luminaire for outdoor use for installation on the wall or ceiling with LED light source.
Central body in extruded aluminum, end cap in die-cast aluminum.
Optics made with constant pitch between the lenses to offer a homogeneous luminous flux even in case of multiple lamps installed in a continuous line.
High resistance external coating applied with a double layer of epoxy powders in accordance with the QUALICOAT standard. The first layer of epoxy powder gives chemical and mechanical resistance, the second finishing layer of polyester powder ensures resistance to UV rays and atmospheric agents.
The painted surfaces are treated with alkaline and acidic washes, then rinsed with demineralized water, subjected to a chemical conversion treatment to protect against oxidation.
Diffuser in extra clear transparent glass or sandblasted glass, screen-printed and glued to ensure a watertight seal.
The installation of the product requires use of steel brackets, to be ordered separately.
Luminaire provided with a length of approximately 1000 mm of outgoing neoprene cable on one side.
Available versions of luminaires with loop-through connection for multiple installation with continuity of line.



Ausführungen / Colours

Outgraze

01 White



06 Grey



12 Forest Green



18 Deep Brown



30 Black



33 Anthracite

Outgraze 35 L 300



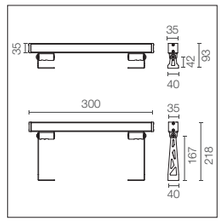

CE | III | IK 07 | IP 66 | 0.80 Kg | LED INCL

Fernspeisung 48 V und Einbauhalterungen separat zu bestellen. Äußerst helles, transparentes Glas, ausgenommen die DIFFUSED-Ausführung mit sandgestrahltem Glas. Dimmbare PWM-Geräte. SMART-Version auf Anfrage verfügbar (Leistung 4W - Fluss - 50% lm).

48V remote power supply and installation brackets to be ordered separately. Extra clear transparent glass, excluding the DIFFUSE version with sandblasted glass. Dimmable PWM luminaires. SMART version available upon request (power 4W - flux -50% lm).

Power Led:7W - 696 lm ≠ *FIXT 517 lm - 2700K/CRI 80 - 48V / 7W - 720 lm ≠ *FIXT 536 lm - 3000K/CRI 80 - 48V / 7W - 745 lm ≠ *FIXT 554 lm - 4000K/CRI 80 - 48V
*FIXT lm = Medium Optic

[1]**Standard** - Schaltplan Nr.1 S.436 / Wiring diagram n.1 page 436

2700K	3000K	4000K
○ F020A21H001	○ F020A31H001	○ F020A41H001
● F020A21H006	● F020A31H006	● F020A41H006
● F020A21H012	● F020A31H012	● F020A41H012
● F020A21H018	● F020A31H018	● F020A41H018
● F020A21H030	● F020A31H030	● F020A41H030
● F020A21H033	● F020A31H033	● F020A41H033

18° SPOT

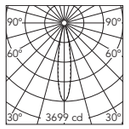

Beam Angle:	18°
h(m)	E(lx)	D(m)
1	3699	0.34
2	925	0.68
3	411	1.02
4	231	1.36
5	148	1.70

@4000K

[2]**Quick Install I H2O Stop Fast Connect** - Schaltplan Nr.2 S.436 / Wiring diagram n.2 page 436

2700K	3000K	4000K
○ F020B21H001	○ F020B31H001	○ F020B41H001
● F020B21H006	● F020B31H006	● F020B41H006
● F020B21H012	● F020B31H012	● F020B41H012
● F020B21H018	● F020B31H018	● F020B41H018
● F020B21H030	● F020B31H030	● F020B41H030
● F020B21H033	● F020B31H033	● F020B41H033

[1]**Standard** - Schaltplan Nr.1 S.436 / Wiring diagram n.1 page 436

2700K	3000K	4000K
○ F020A25H001	○ F020A35H001	○ F020A45H001
● F020A25H006	● F020A35H006	● F020A45H006
● F020A25H012	● F020A35H012	● F020A45H012
● F020A25H018	● F020A35H018	● F020A45H018
● F020A25H030	● F020A35H030	● F020A45H030
● F020A25H033	● F020A35H033	● F020A45H033

30° MEDIUM

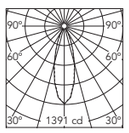

Beam Angle:	30°
h(m)	E(lx)	D(m)
1	1391	0.55
2	348	1.11
3	155	1.66
4	87	2.22
5	56	2.77

@4000K

[2]**Quick Install I H2O Stop Fast Connect** - Schaltplan Nr.2 S.436 / Wiring diagram n.2 page 436

2700K	3000K	4000K
○ F020B25H001	○ F020B35H001	○ F020B45H001
● F020B25H006	● F020B35H006	● F020B45H006
● F020B25H012	● F020B35H012	● F020B45H012
● F020B25H018	● F020B35H018	● F020B45H018
● F020B25H030	● F020B35H030	● F020B45H030
● F020B25H033	● F020B35H033	● F020B45H033

[1]**Standard** - Schaltplan Nr.1 S.436 / Wiring diagram n.1 page 436

2700K	3000K	4000K
○ F020A2AH001	○ F020A3AH001	○ F020A4AH001
● F020A2AH006	● F020A3AH006	● F020A4AH006
● F020A2AH012	● F020A3AH012	● F020A4AH012
● F020A2AH018	● F020A3AH018	● F020A4AH018
● F020A2AH030	● F020A3AH030	● F020A4AH030
● F020A2AH033	● F020A3AH033	● F020A4AH033

59° FLOOD

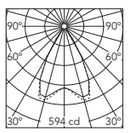

Beam Angle:	59°
h(m)	E(lx)	D(m)
1	594	1.14
2	148	2.28
3	66	3.41
4	37	4.55
5	24	5.69

@4000K

[2]**Quick Install I H2O Stop Fast Connect** - Schaltplan Nr.2 S.436 / Wiring diagram n.2 page 436

2700K	3000K	4000K
○ F020B2AH001	○ F020B3AH001	○ F020B4AH001
● F020B2AH006	● F020B3AH006	● F020B4AH006
● F020B2AH012	● F020B3AH012	● F020B4AH012
● F020B2AH018	● F020B3AH018	● F020B4AH018
● F020B2AH030	● F020B3AH030	● F020B4AH030
● F020B2AH033	● F020B3AH033	● F020B4AH033

[1]Standard Version: Ausgangskabelstück mit 1000 mm Länge (Zubehör für den Anschluss ist separat zu bestellen) / 1000 mm lenght prewired cable (connecting accessory to be separately ordered).

[2]Quick Install In H2O Stop Version: Vorinstallierter H2O Stop Plug&Play-Steckverbinder für eine schnell Verbindung (Zubehör für den Anschluss ist separat zu bestellen) / Prewired H2O Stop Plug&Play connector for an easy/rapid connection (connecting accessory to be ordered separately).

[1]**Standard** - Schaltplan Nr.1 S.436 / Wiring diagram n.1 page 436

2700K	3000K	4000K
○ F020A2EH001	○ F020A3EH001	○ F020A4EH001
● F020A2EH006	● F020A3EH006	● F020A4EH006
● F020A2EH012	● F020A3EH012	● F020A4EH012
● F020A2EH018	● F020A3EH018	● F020A4EH018
● F020A2EH030	● F020A3EH030	● F020A4EH030
● F020A2EH033	● F020A3EH033	● F020A4EH033

17°+38° ELLIPTICAL

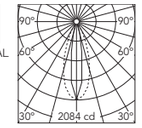

Beam Angle:	38°
h(m)	E(lx)	D(m)
1	2084	0.30
2	521	0.60
3	232	0.90
4	130	1.20
5	83	1.50

@4000K

[2]**Quick Install I H2O Stop Fast Connect** - Schaltplan Nr.2 S.436 / Wiring diagram n.2 page 436

2700K	3000K	4000K
○ F020B2EH001	○ F020B3EH001	○ F020B4EH001
● F020B2EH006	● F020B3EH006	● F020B4EH006
● F020B2EH012	● F020B3EH012	● F020B4EH012
● F020B2EH018	● F020B3EH018	● F020B4EH018
● F020B2EH030	● F020B3EH030	● F020B4EH030
● F020B2EH033	● F020B3EH033	● F020B4EH033

[1]**Standard** - Schaltplan Nr.1 S.436 / Wiring diagram n.1 page 436

2700K	3000K	4000K
○ F020A2JH001	○ F020A3JH001	○ F020A4JH001
● F020A2JH006	● F020A3JH006	● F020A4JH006
● F020A2JH012	● F020A3JH012	● F020A4JH012
● F020A2JH018	● F020A3JH018	● F020A4JH018
● F020A2JH030	● F020A3JH030	● F020A4JH030
● F020A2JH033	● F020A3JH033	● F020A4JH033

90° DIFFUSED

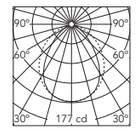

Beam Angle:	90°
h(m)	E(lx)	D(m)
1	177	1.67
2	44	3.34
3	20	5.00
4	11	6.67
5	7	8.34

@4000K

[2]**Quick Install I H2O Stop Fast Connect** - Schaltplan Nr.2 S.436 / Wiring diagram n.2 page 436

2700K	3000K	4000K
○ F020B2JH001	○ F020B3JH001	○ F020B4JH001
● F020B2JH006	● F020B3JH006	● F020B4JH006
● F020B2JH012	● F020B3JH012	● F020B4JH012
● F020B2JH018	● F020B3JH018	● F020B4JH018
● F020B2JH030	● F020B3JH030	● F020B4JH030
● F020B2JH033	● F020B3JH033	● F020B4JH033

Outgraze 35 L 600



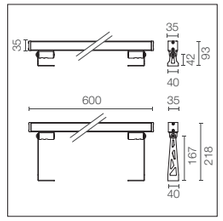

CE · III · IK 07 · IP 66 · 1,65 Kg · LED INCL

Fernspeisung 48 V und Einbauhalterungen separat zu bestellen. Äußerst helles, transparentes Glas, ausgenommen die DIFFUSED-Ausführung mit sandgestrahltem Glas. Dimmbare PWM-Geräte. SMART-Version auf Anfrage verfügbar (Leistung 7W - Fluss - 50% lm).

48V remote power supply and installation brackets to be ordered separately. Extra clear transparent glass, excluding the DIFFUSE version with sandblasted glass. Dimmable PWM luminaires. SMART version available upon request (power 7W - flux -50% lm).

Power Led: 12W - 1391 lm ≠ *FIXT 1034 lm - 2700K/CRI 80 - 48V / 12W - 1441 lm ≠ *FIXT 1071 lm - 3000K/CRI 80 - 48V / 12W - 1490 lm ≠ *FIXT 1108 lm - 4000K/CRI 80 - 48V
*FIXT lm = Medium Optic

[1]**Standard** - Schaltplan Nr.1 S.436 / Wiring diagram n.1 page 436

2700K	3000K	4000K
○ F020A22H001	○ F020A32H001	○ F020A42H001
● F020A22H006	● F020A32H006	● F020A42H006
● F020A22H012	● F020A32H012	● F020A42H012
● F020A22H018	● F020A32H018	● F020A42H018
● F020A22H030	● F020A32H030	● F020A42H030
● F020A22H033	● F020A32H033	● F020A42H033

18° SPOT

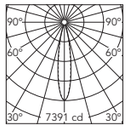

Beam Angle:	18°	
h(m)	E(lx)	D(m)
1	7391	0.34
2	1848	0.68
3	821	1.02
4	462	1.36
5	296	1.70

@4000K

[2]**Quick Install I H2O Stop Fast Connect** - Schaltplan Nr.2 S.436 / Wiring diagram n.2 page 436

2700K	3000K	4000K
○ F020B22H001	○ F020B32H001	○ F020B42H001
● F020B22H006	● F020B32H006	● F020B42H006
● F020B22H012	● F020B32H012	● F020B42H012
● F020B22H018	● F020B32H018	● F020B42H018
● F020B22H030	● F020B32H030	● F020B42H030
● F020B22H033	● F020B32H033	● F020B42H033

[3]**Continuous Line I/O H2O Stop Fast Connect** - Schaltplan Nr.3 S.436 / Wiring diagram n.3 page 436

2700K	3000K	4000K
○ F020C22H001	○ F020C32H001	○ F020C42H001
● F020C22H006	● F020C32H006	● F020C42H006
● F020C22H012	● F020C32H012	● F020C42H012
● F020C22H018	● F020C32H018	● F020C42H018
● F020C22H030	● F020C32H030	● F020C42H030
● F020C22H033	● F020C32H033	● F020C42H033

[1]**Standard** - Schaltplan Nr.1 S.436 / Wiring diagram n.1 page 436

2700K	3000K	4000K
○ F020A26H001	○ F020A36H001	○ F020A46H001
● F020A26H006	● F020A36H006	● F020A46H006
● F020A26H012	● F020A36H012	● F020A46H012
● F020A26H018	● F020A36H018	● F020A46H018
● F020A26H030	● F020A36H030	● F020A46H030
● F020A26H033	● F020A36H033	● F020A46H033

30° MEDIUM

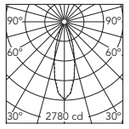

Beam Angle:	30°	
h(m)	E(lx)	D(m)
1	2780	0.55
2	695	1.11
3	309	1.66
4	174	2.22
5	111	2.77

@4000K

[2]**Quick Install I H2O Stop Fast Connect** - Schaltplan Nr.2 S.436 / Wiring diagram n.2 page 436

2700K	3000K	4000K
○ F020B26H001	○ F020B36H001	○ F020B46H001
● F020B26H006	● F020B36H006	● F020B46H006
● F020B26H012	● F020B36H012	● F020B46H012
● F020B26H018	● F020B36H018	● F020B46H018
● F020B26H030	● F020B36H030	● F020B46H030
● F020B26H033	● F020B36H033	● F020B46H033

[3]**Continuous Line I/O H2O Stop Fast Connect** - Schaltplan Nr.3 S.436 / Wiring diagram n.3 page 436

2700K	3000K	4000K
○ F020C26H001	○ F020C36H001	○ F020C46H001
● F020C26H006	● F020C36H006	● F020C46H006
● F020C26H012	● F020C36H012	● F020C46H012
● F020C26H018	● F020C36H018	● F020C46H018
● F020C26H030	● F020C36H030	● F020C46H030
● F020C26H033	● F020C36H033	● F020C46H033

[1]Standard Version: Ausgangskabelstück mit 1000 mm Länge (Zubehör für den Anschluss ist separat zu bestellen) / 1000 mm lenght prewired cable (connecting accessory to be separately ordered).

[2]Quick Install In H2O Stop Version: Vorinstallierter H2O Stop Plug&Play-Steckverbinder für eine schnell Verbindung (Zubehör für den Anschluss ist separat zu bestellen) / Prewired H2O Stop Plug&Play connector for an easy/rapid connection (connecting accessory to be ordered separately).

[3]Continous Line In/Out H2O Stop Version: Vorinstallierte H2O Stop Plug&Play-Steckverbinder für eine einfache Linienverbindung (Zubehör für den Anschluss ist separat zu bestellen) / Prewired H2O Stop Plug&Play connectors for an easy in line connection (connecting accessory to be ordered separately).

[1]**Standard** - Schaltplan Nr.1 S.436 / Wiring diagram n.1 page 436

2700K	3000K	4000K
○ F020A2BH001	○ F020A3BH001	○ F020A4BH001
● F020A2BH006	● F020A3BH006	● F020A4BH006
● F020A2BH012	● F020A3BH012	● F020A4BH012
● F020A2BH018	● F020A3BH018	● F020A4BH018
● F020A2BH030	● F020A3BH030	● F020A4BH030
● F020A2BH033	● F020A3BH033	● F020A4BH033

59° FLOOD

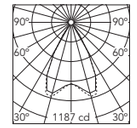

Beam Angle:	59°	
h(m)	E(lx)	D(m)
1	1187	1.14
2	297	2.28
3	132	3.41
4	74	4.55
5	47	5.69

@4000K

[2]**Quick Install I H2O Stop Fast Connect** - Schaltplan Nr.2 S.436 / Wiring diagram n.2 page 436

2700K	3000K	4000K
○ F020B2BH001	○ F020B3BH001	○ F020B4BH001
● F020B2BH006	● F020B3BH006	● F020B4BH006
● F020B2BH012	● F020B3BH012	● F020B4BH012
● F020B2BH018	● F020B3BH018	● F020B4BH018
● F020B2BH030	● F020B3BH030	● F020B4BH030
● F020B2BH033	● F020B3BH033	● F020B4BH033

[3]**Continuous Line I/O H2O Stop Fast Connect** -Schaltplan Nr.3 S.436 / Wiring diagram n.3 page 436

2700K	3000K	4000K
○ F020C2BH001	○ F020C3BH001	○ F020C4BH001
● F020C2BH006	● F020C3BH006	● F020C4BH006
● F020C2BH012	● F020C3BH012	● F020C4BH012
● F020C2BH018	● F020C3BH018	● F020C4BH018
● F020C2BH030	● F020C3BH030	● F020C4BH030
● F020C2BH033	● F020C3BH033	● F020C4BH033

[1]**Standard** - Schaltplan Nr.1 S.436 / Wiring diagram n.1 page 436

2700K	3000K	4000K
○ F020A2FH001	○ F020A3FH001	○ F020A4FH001
● F020A2FH006	● F020A3FH006	● F020A4FH006
● F020A2FH012	● F020A3FH012	● F020A4FH012
● F020A2FH018	● F020A3FH018	● F020A4FH018
● F020A2FH030	● F020A3FH030	● F020A4FH030
● F020A2FH033	● F020A3FH033	● F020A4FH033

17°+38° ELLIPTICAL

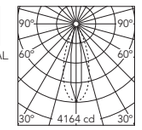

Beam Angle:	38°	
h(m)	E(lx)	D(m)
1	4164	0.30
2	1041	0.60
3	463	0.90
4	260	1.20
5	167	1.50

@4000K

[2]**Quick Install I H2O Stop Fast Connect** - Schaltplan Nr.2 S.436 / Wiring diagram n.2 page 436

2700K	3000K	4000K
○ F020B2FH001	○ F020B3FH001	○ F020B4FH001
● F020B2FH006	● F020B3FH006	● F020B4FH006
● F020B2FH012	● F020B3FH012	● F020B4FH012
● F020B2FH018	● F020B3FH018	● F020B4FH018
● F020B2FH030	● F020B3FH030	● F020B4FH030
● F020B2FH033	● F020B3FH033	● F020B4FH033

[3]**Continuous Line I/O H2O Stop Fast Connect** - Schaltplan Nr.3 S.436 / Wiring diagram n.3 page 436

2700K	3000K	4000K
○ F020C2FH001	○ F020C3FH001	○ F020C4FH001
● F020C2FH006	● F020C3FH006	● F020C4FH006
● F020C2FH012	● F020C3FH012	● F020C4FH012
● F020C2FH018	● F020C3FH018	● F020C4FH018
● F020C2FH030	● F020C3FH030	● F020C4FH030
● F020C2FH033	● F020C3FH033	● F020C4FH033

[1]**Standard** - Schaltplan Nr.1 S.436 / Wiring diagram n.1 page 436

2700K	3000K	4000K
○ F020A2KH001	○ F020A3KH001	○ F020A4KH001
● F020A2KH006	● F020A3KH006	● F020A4KH006
● F020A2KH012	● F020A3KH012	● F020A4KH012
● F020A2KH018	● F020A3KH018	● F020A4KH018
● F020A2KH030	● F020A3KH030	● F020A4KH030
● F020A2KH033	● F020A3KH033	● F020A4KH033

90° DIFFUSED

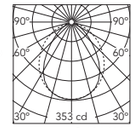

Beam Angle:	90°	
h(m)	E(lx)	D(m)
1	353	1.67
2	88	3.34
3	39	5.00
4	22	6.67
5	14	8.34

@4000K

[2]**Quick Install I H2O Stop Fast Connect** - Schaltplan Nr.2 S.436 / Wiring diagram n.2 page 436

2700K	3000K	4000K
○ F020B2KH001	○ F020B3KH001	○ F020B4KH001
● F020B2KH006	● F020B3KH006	● F020B4KH006
● F020B2KH012	● F020B3KH012	● F020B4KH012
● F020B2KH018	● F020B3KH018	● F020B4KH018
● F020B2KH030	● F020B3KH030	● F020B4KH030
● F020B2KH033	● F020B3KH033	● F020B4KH033

[3]**Continuous Line I/O H2O Stop Fast Connect** - Schaltplan Nr.3 S.436 / Wiring diagram n.3 page 436

2700K	3000K	4000K
○ F020C2KH001	○ F020C3KH001	○ F020C4KH001
● F020C2KH006	● F020C3KH006	● F020C4KH006
● F020C2KH012	● F020C3KH012	● F020C4KH012
● F020C2KH018	● F020C3KH018	● F020C4KH018
● F020C2KH030	● F020C3KH030	● F020C4KH030
● F020C2KH033	● F020C3KH033	● F020C4KH033

Outgraze 35 L 900



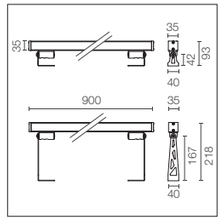

CE · III · IK 07 · IP 66 · 2,32 Kg · LED INCL

Fernspeisung 48 V und Einbauhalterungen separat zu bestellen. Äußerst helles, transparentes Glas, ausgenommen die DIFFUSED-Ausführung mit sandgestrahltem Glas. Dimmbare PWM-Geräte. SMART-Version auf Anfrage verfügbar (Leistung 11W - Fluss - 50% lm).

48V remote power supply and installation brackets to be ordered separately. Extra clear transparent glass, excluding the DIFFUSE version with sandblasted glass. Dimmable PWM luminaires. SMART version available upon request (power 11W - flux -50% lm).

Power Led: 18W - 2087 lm ≠ *FIXT 1551 lm - 2700K/CRI 80 - 48V / 18W - 2161 lm ≠ *FIXT 1607 lm - 3000K/CRI 80 - 48V / 18W - 2236 lm ≠ *FIXT 1662 lm - 4000K/CRI 80 - 48V
*FIXT lm = Medium Optic

[1]Standard - Schaltplan Nr.1 S.436 / Wiring diagram n.1 page 436

2700K	3000K	4000K
○ F020A23H001	○ F020A33H001	○ F020A43H001
● F020A23H006	● F020A33H006	● F020A43H006
● F020A23H012	● F020A33H012	● F020A43H012
● F020A23H018	● F020A33H018	● F020A43H018
● F020A23H030	● F020A33H030	● F020A43H030
● F020A23H033	● F020A33H033	● F020A43H033

18° SPOT

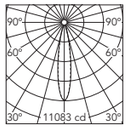

Beam Angle:	18°	
h(m)	E(lx)	D(m)
1	11083	0.34
2	2771	0.68
3	1231	1.02
4	693	1.36
5	443	1.70

@4000K

[2]Quick Install I H2O Stop Fast Connect - Schaltplan Nr.2 S.436 / Wiring diagram n.2 page 436

2700K	3000K	4000K
○ F020B23H001	○ F020B33H001	○ F020B43H001
● F020B23H006	● F020B33H006	● F020B43H006
● F020B23H012	● F020B33H012	● F020B43H012
● F020B23H018	● F020B33H018	● F020B43H018
● F020B23H030	● F020B33H030	● F020B43H030
● F020B23H033	● F020B33H033	● F020B43H033

[3]Continuous Line I/O H2O Stop Fast Connect - Schaltplan Nr.3 S.436 / Wiring diagram n.3 page 436

2700K	3000K	4000K
○ F020C23H001	○ F020C33H001	○ F020C43H001
● F020C23H006	● F020C33H006	● F020C43H006
● F020C23H012	● F020C33H012	● F020C43H012
● F020C23H018	● F020C33H018	● F020C43H018
● F020C23H030	● F020C33H030	● F020C43H030
● F020C23H033	● F020C33H033	● F020C43H033

[1]Standard - Schaltplan Nr.1 S.436 / Wiring diagram n.1 page 436

2700K	3000K	4000K
○ F020A27H001	○ F020A37H001	○ F020A47H001
● F020A27H006	● F020A37H006	● F020A47H006
● F020A27H012	● F020A37H012	● F020A47H012
● F020A27H018	● F020A37H018	● F020A47H018
● F020A27H030	● F020A37H030	● F020A47H030
● F020A27H033	● F020A37H033	● F020A47H033

30° MEDIUM

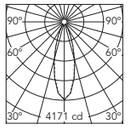

Beam Angle:	30°	
h(m)	E(lx)	D(m)
1	4171	0.55
2	1043	1.11
3	463	1.66
4	261	2.22
5	167	2.77

@4000K

[2]Quick Install I H2O Stop Fast Connect - Schaltplan Nr.2 S.436 / Wiring diagram n.2 page 436

2700K	3000K	4000K
○ F020B27H001	○ F020B37H001	○ F020B47H001
● F020B27H006	● F020B37H006	● F020B47H006
● F020B27H012	● F020B37H012	● F020B47H012
● F020B27H018	● F020B37H018	● F020B47H018
● F020B27H030	● F020B37H030	● F020B47H030
● F020B27H033	● F020B37H033	● F020B47H033

[3]Continuous Line I/O H2O Stop Fast Connect - Schaltplan Nr.3 S.436 / Wiring diagram n.3 page 436

2700K	3000K	4000K
○ F020C27H001	○ F020C37H001	○ F020C47H001
● F020C27H006	● F020C37H006	● F020C47H006
● F020C27H012	● F020C37H012	● F020C47H012
● F020C27H018	● F020C37H018	● F020C47H018
● F020C27H030	● F020C37H030	● F020C47H030
● F020C27H033	● F020C37H033	● F020C47H033

[1]Standard Version: Ausgangskabelstück mit 1000 mm Länge (Zubehör für den Anschluss ist separat zu bestellen) / 1000 mm lenght prewired cable (connecting accessory to be separately ordered).

[2]Quick Install In H2O Stop Version: Vorinstallierter H2O Stop Plug&Play-Steckverbinder für eine schnell Verbindung (Zubehör für den Anschluss ist separat zu bestellen) / Prewired H2O Stop Plug&Play connector for an easy/rapid connection (connecting accessory to be ordered separately).

[3]Continous Line In/Out H2O Stop Version: Vorinstallierte H2O Stop Plug&Play-Steckverbinder für eine einfache Linienverbindung (Zubehör für den Anschluss ist separat zu bestellen) / Prewired H2O Stop Plug&Play connectors for an easy in line connection (connecting accessory to be ordered separately).

[1]Standard - Schaltplan Nr.1 S.436 / Wiring diagram n.1 page 436

2700K	3000K	4000K
○ F020A2CH001	○ F020A3CH001	○ F020A4CH001
● F020A2CH006	● F020A3CH006	● F020A4CH006
● F020A2CH012	● F020A3CH012	● F020A4CH012
● F020A2CH018	● F020A3CH018	● F020A4CH018
● F020A2CH030	● F020A3CH030	● F020A4CH030
● F020A2CH033	● F020A3CH033	● F020A4CH033

59° FLOOD

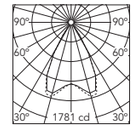

Beam Angle:	59°	
h(m)	E(lx)	D(m)
1	1781	1.14
2	445	2.28
3	198	3.41
4	111	4.55
5	71	5.69

@4000K

[2]Quick Install I H2O Stop Fast Connect - Schaltplan Nr.2 S.436 / Wiring diagram n.2 page 436

2700K	3000K	4000K
○ F020B2CH001	○ F020B3CH001	○ F020B4CH001
● F020B2CH006	● F020B3CH006	● F020B4CH006
● F020B2CH012	● F020B3CH012	● F020B4CH012
● F020B2CH018	● F020B3CH018	● F020B4CH018
● F020B2CH030	● F020B3CH030	● F020B4CH030
● F020B2CH033	● F020B3CH033	● F020B4CH033

[3]Continuous Line I/O H2O Stop Fast Connect - Schaltplan Nr.3 S.436 / Wiring diagram n.3 page 436

2700K	3000K	4000K
○ F020C2CH001	○ F020C3CH001	○ F020C4CH001
● F020C2CH006	● F020C3CH006	● F020C4CH006
● F020C2CH012	● F020C3CH012	● F020C4CH012
● F020C2CH018	● F020C3CH018	● F020C4CH018
● F020C2CH030	● F020C3CH030	● F020C4CH030
● F020C2CH033	● F020C3CH033	● F020C4CH033

[1]Standard - Schaltplan Nr.1 S.436 / Wiring diagram n.1 page 436

2700K	3000K	4000K
○ F020A2GH001	○ F020A3GH001	○ F020A4GH001
● F020A2GH006	● F020A3GH006	● F020A4GH006
● F020A2GH012	● F020A3GH012	● F020A4GH012
● F020A2GH018	● F020A3GH018	● F020A4GH018
● F020A2GH030	● F020A3GH030	● F020A4GH030
● F020A2GH033	● F020A3GH033	● F020A4GH033

17°+38° ELLIPTICAL

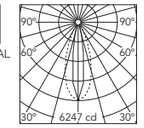

Beam Angle:	38°	
h(m)	E(lx)	D(m)
1	6247	0.30
2	1562	0.60
3	694	0.90
4	390	1.20
5	250	1.50

@4000K

[2]Quick Install I H2O Stop Fast Connect - Schaltplan Nr.2 S.436 / Wiring diagram n.2 page 436

2700K	3000K	4000K
○ F020B2GH001	○ F020B3GH001	○ F020B4GH001
● F020B2GH006	● F020B3GH006	● F020B4GH006
● F020B2GH012	● F020B3GH012	● F020B4GH012
● F020B2GH018	● F020B3GH018	● F020B4GH018
● F020B2GH030	● F020B3GH030	● F020B4GH030
● F020B2GH033	● F020B3GH033	● F020B4GH033

[3]Continuous Line I/O H2O Stop Fast Connect - Schaltplan Nr.3 S.436 / Wiring diagram n.3 page 436

2700K	3000K	4000K
○ F020C2GH001	○ F020C3GH001	○ F020C4GH001
● F020C2GH006	● F020C3GH006	● F020C4GH006
● F020C2GH012	● F020C3GH012	● F020C4GH012
● F020C2GH018	● F020C3GH018	● F020C4GH018
● F020C2GH030	● F020C3GH030	● F020C4GH030
● F020C2GH033	● F020C3GH033	● F020C4GH033

[1]Standard - Schaltplan Nr.1 S.436 / Wiring diagram n.1 page 436

2700K	3000K	4000K
○ F020A2LH001	○ F020A3LH001	○ F020A4LH001
● F020A2LH006	● F020A3LH006	● F020A4LH006
● F020A2LH012	● F020A3LH012	● F020A4LH012
● F020A2LH018	● F020A3LH018	● F020A4LH018
● F020A2LH030	● F020A3LH030	● F020A4LH030
● F020A2LH033	● F020A3LH033	● F020A4LH033

90° DIFFUSED

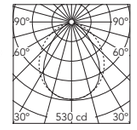

Beam Angle:	90°	
h(m)	E(lx)	D(m)
1	530	1.67
2	132	3.34
3	59	5.00
4	33	6.67
5	21	8.34

@4000K

[2]Quick Install I H2O Stop Fast Connect - Schaltplan Nr.2 S.436 / Wiring diagram n.2 page 436

2700K	3000K	4000K
○ F020B2LH001	○ F020B3LH001	○ F020B4LH001
● F020B2LH006	● F020B3LH006	● F020B4LH006
● F020B2LH012	● F020B3LH012	● F020B4LH012
● F020B2LH018	● F020B3LH018	● F020B4LH018
● F020B2LH030	● F020B3LH030	● F020B4LH030
● F020B2LH033	● F020B3LH033	● F020B4LH033

[3]Continuous Line I/O H2O Stop Fast Connect -Schaltplan Nr.3 S.436 / Wiring diagram n.3 page 436

2700K	3000K	4000K
○ F020C2LH001	○ F020C3LH001	○ F020C4LH001
● F020C2LH006	● F020C3LH006	● F020C4LH006
● F020C2LH012	● F020C3LH012	● F020C4LH012
● F020C2LH018	● F020C3LH018	● F020C4LH018
● F020C2LH030	● F020C3LH030	● F020C4LH030
● F020C2LH033	● F020C3LH033	● F020C4LH033

Outgraze 35 L 1200



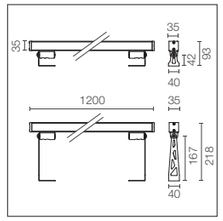

IK 07 | IP 66 | 2,90 Kg | LED INCL

Fernspeisung 48 V und Einbauhalterungen separat zu bestellen. Äußerst helles, transparentes Glas, ausgenommen die DIFFUSED-Ausführung mit sandgestrahltem Glas. Dimmbare PWM-Geräte. SMART-Version auf Anfrage verfügbar (Leistung 14W - Fluss - 50% lm).

48V remote power supply and installation brackets to be ordered separately. Extra clear transparent glass, excluding the DIFFUSE version with sandblasted glass. Dimmable PWM luminaires. SMART version available upon request (power 14W - flux -50% lm).

Power Led: 23W - 2782 lm ≠ *FIXT 2069 lm - 2700K/CRI 80 - 48V /23W - 2881 lm ≠ *FIXT 2142 lm - 3000K/CRI 80 - 48V / 23W - 2981 lm ≠ *FIXT 2216 lm - 4000K/CRI 80 - 48V
*FIXT lm = Medium Optic

[1]**Standard** - Schaltplan Nr.1 S.436 / Wiring diagram n.1 page 436

2700K	3000K	4000K
○ F020A24H001	○ F020A34H001	○ F020A44H001
● F020A24H006	● F020A34H006	● F020A44H006
● F020A24H012	● F020A34H012	● F020A44H012
● F020A24H018	● F020A34H018	● F020A44H018
● F020A24H030	● F020A34H030	● F020A44H030
● F020A24H033	● F020A34H033	● F020A44H033

18° SPOT

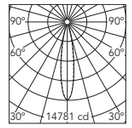

Beam Angle:	18°	
h(m)	E(lx)	D(m)
1	14781	0.34
2	3695	0.68
3	1642	1.02
4	924	1.36
5	591	1.70

@4000K

[2]**Quick Install I H2O Stop Fast Connect** - Schaltplan Nr.2 S.436 / Wiring diagram n.2 page 436

2700K	3000K	4000K
○ F020B24H001	○ F020B34H001	○ F020B44H001
● F020B24H006	● F020B34H006	● F020B44H006
● F020B24H012	● F020B34H012	● F020B44H012
● F020B24H018	● F020B34H018	● F020B44H018
● F020B24H030	● F020B34H030	● F020B44H030
● F020B24H033	● F020B34H033	● F020B44H033

[3]**Continuous Line I/O H2O Stop Fast Connect** - Schaltplan Nr.3 S.436 / Wiring diagram n.3 page 436

2700K	3000K	4000K
○ F020C24H001	○ F020C34H001	○ F020C44H001
● F020C24H006	● F020C34H006	● F020C44H006
● F020C24H012	● F020C34H012	● F020C44H012
● F020C24H018	● F020C34H018	● F020C44H018
● F020C24H030	● F020C34H030	● F020C44H030
● F020C24H033	● F020C34H033	● F020C44H033

[1]**Standard** - Schaltplan Nr.1 S.436 / Wiring diagram n.1 page 436

2700K	3000K	4000K
○ F020A28H001	○ F020A38H001	○ F020A48H001
● F020A28H006	● F020A38H006	● F020A48H006
● F020A28H012	● F020A38H012	● F020A48H012
● F020A28H018	● F020A38H018	● F020A48H018
● F020A28H030	● F020A38H030	● F020A48H030
● F020A28H033	● F020A38H033	● F020A48H033

30° MEDIUM

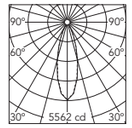

Beam Angle:	30°	
h(m)	E(lx)	D(m)
1	5562	0.55
2	1390	1.11
3	618	1.66
4	348	2.22
5	222	2.77

@4000K

[2]**Quick Install I H2O Stop Fast Connect** - Schaltplan Nr.2 S.436 / Wiring diagram n.2 page 436

2700K	3000K	4000K
○ F020B28H001	○ F020B38H001	○ F020B48H001
● F020B28H006	● F020B38H006	● F020B48H006
● F020B28H012	● F020B38H012	● F020B48H012
● F020B28H018	● F020B38H018	● F020B48H018
● F020B28H030	● F020B38H030	● F020B48H030
● F020B28H033	● F020B38H033	● F020B48H033

[3]**Continuous Line I/O H2O Stop Fast Connect** - Schaltplan Nr.3 S.436 / Wiring diagram n.3 page 436

2700K	3000K	4000K
○ F020C28H001	○ F020C38H001	○ F020C48H001
● F020C28H006	● F020C38H006	● F020C48H006
● F020C28H012	● F020C38H012	● F020C48H012
● F020C28H018	● F020C38H018	● F020C48H018
● F020C28H030	● F020C38H030	● F020C48H030
● F020C28H033	● F020C38H033	● F020C48H033

[1]Standard Version: Ausgangskabelstück mit 1000 mm Länge (Zubehör für den Anschluss ist separat zu bestellen) / 1000 mm lenght prewired cable (connecting accessory to be separately ordered).

[2]Quick Install In H2O Stop Version: Vorinstallierter H2O Stop Plug&Play-Steckverbinder für eine schnell Verbindung (Zubehör für den Anschluss ist separat zu bestellen) / Prewired H2O Stop Plug&Play connector for an easy/rapid connection (connecting accessory to be ordered separately).

[3]Continous Line In/Out H2O Stop Version: Vorinstallierte H2O Stop Plug&Play-Steckverbinder für eine einfache Linienverbindung (Zubehör für den Anschluss ist separat zu bestellen) / Prewired H2O Stop Plug&Play connectors for an easy in line connection (connecting accessory to be ordered separately).

[1]**Standard** - Schaltplan Nr.1 S.436 / Wiring diagram n.1 page 436

2700K	3000K	4000K
○ F020A2DH001	○ F020A3DH001	○ F020A4DH001
● F020A2DH006	● F020A3DH006	● F020A4DH006
● F020A2DH012	● F020A3DH012	● F020A4DH012
● F020A2DH018	● F020A3DH018	● F020A4DH018
● F020A2DH030	● F020A3DH030	● F020A4DH030
● F020A2DH033	● F020A3DH033	● F020A4DH033

59° FLOOD

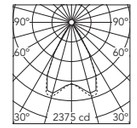

Beam Angle:	59°	
h(m)	E(lx)	D(m)
1	2375	1.14
2	594	2.28
3	264	3.41
4	148	4.55
5	95	5.69

@4000K

[2]**Quick Install I H2O Stop Fast Connect** - Schaltplan Nr.2 S.436 / Wiring diagram n.2 page 436

2700K	3000K	4000K
○ F020B2DH001	○ F020B3DH001	○ F020B4DH001
● F020B2DH006	● F020B3DH006	● F020B4DH006
● F020B2DH012	● F020B3DH012	● F020B4DH012
● F020B2DH018	● F020B3DH018	● F020B4DH018
● F020B2DH030	● F020B3DH030	● F020B4DH030
● F020B2DH033	● F020B3DH033	● F020B4DH033

[3]**Continuous Line I/O H2O Stop Fast Connect** -Schaltplan Nr.3 S.436 / Wiring diagram n.3 page 436

2700K	3000K	4000K
○ F020C2DH001	○ F020C3DH001	○ F020C4DH001
● F020C2DH006	● F020C3DH006	● F020C4DH006
● F020C2DH012	● F020C3DH012	● F020C4DH012
● F020C2DH018	● F020C3DH018	● F020C4DH018
● F020C2DH030	● F020C3DH030	● F020C4DH030
● F020C2DH033	● F020C3DH033	● F020C4DH033

[1]**Standard** - Schaltplan Nr.1 S.436 / Wiring diagram n.1 page 436

2700K	3000K	4000K
○ F020A2HH001	○ F020A3HH001	○ F020A4HH001
● F020A2HH006	● F020A3HH006	● F020A4HH006
● F020A2HH012	● F020A3HH012	● F020A4HH012
● F020A2HH018	● F020A3HH018	● F020A4HH018
● F020A2HH030	● F020A3HH030	● F020A4HH030
● F020A2HH033	● F020A3HH033	● F020A4HH033

17°+38° ELLIPTICAL

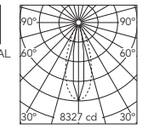

Beam Angle:	38°	
h(m)	E(lx)	D(m)
1	8327	0.30
2	2082	0.60
3	925	0.90
4	520	1.20
5	333	1.50

@4000K

[2]**Quick Install I H2O Stop Fast Connect** - Schaltplan Nr.2 S.436 / Wiring diagram n.2 page 436

2700K	3000K	4000K
○ F020B2HH001	○ F020B3HH001	○ F020B4HH001
● F020B2HH006	● F020B3HH006	● F020B4HH006
● F020B2HH012	● F020B3HH012	● F020B4HH012
● F020B2HH018	● F020B3HH018	● F020B4HH018
● F020B2HH030	● F020B3HH030	● F020B4HH030
● F020B2HH033	● F020B3HH033	● F020B4HH033

[3]**Continuous Line I/O H2O Stop Fast Connect** - Schaltplan Nr.3 S.436 / Wiring diagram n.3 page 436

2700K	3000K	4000K
○ F020C2HH001	○ F020C3HH001	○ F020C4HH001
● F020C2HH006	● F020C3HH006	● F020C4HH006
● F020C2HH012	● F020C3HH012	● F020C4HH012
● F020C2HH018	● F020C3HH018	● F020C4HH018
● F020C2HH030	● F020C3HH030	● F020C4HH030
● F020C2HH033	● F020C3HH033	● F020C4HH033

[1]**Standard** - Schaltplan Nr.1 S.436 / Wiring diagram n.1 page 436

2700K	3000K	4000K
○ F020A2MH001	○ F020A3MH001	○ F020A4MH001
● F020A2MH006	● F020A3MH006	● F020A4MH006
● F020A2MH012	● F020A3MH012	● F020A4MH012
● F020A2MH018	● F020A3MH018	● F020A4MH018
● F020A2MH030	● F020A3MH030	● F020A4MH030
● F020A2MH033	● F020A3MH033	● F020A4MH033

90° DIFFUSED

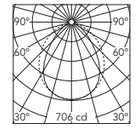

Beam Angle:	90°	
h(m)	E(lx)	D(m)
1	706	1.67
2	177	3.34
3	78	5.00
4	44	6.67
5	28	8.34

@4000K

[2]**Quick Install I H2O Stop Fast Connect** - Schaltplan Nr.2 S.436 / Wiring diagram n.2 page 436

2700K	3000K	4000K
○ F020B2MH001	○ F020B3MH001	○ F020B4MH001
● F020B2MH006	● F020B3MH006	● F020B4MH006
● F020B2MH012	● F020B3MH012	● F020B4MH012
● F020B2MH018	● F020B3MH018	● F020B4MH018
● F020B2MH030	● F020B3MH030	● F020B4MH030
● F020B2MH033	● F020B3MH033	● F020B4MH033

[3]**Continuous Line I/O H2O Stop Fast Connect** - Schaltplan Nr.3 S.436 / Wiring diagram n.3 page 436

2700K	3000K	4000K
○ F020C2MH001	○ F020C3MH001	○ F020C4MH001
● F020C2MH006	● F020C3MH006	● F020C4MH006
● F020C2MH012	● F020C3MH012	● F020C4MH012
● F020C2MH018	● F020C3MH018	● F020C4MH018
● F020C2MH030	● F020C3MH030	● F020C4MH030
● F020C2MH033	● F020C3MH033	● F020C4MH033

Outgraze 35 Easy L 300



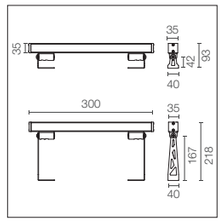

IP 66 · 0,80 Kg · LED INCL · IK 07

Fernspeisung 24V und Einbauhalterungen separat zu bestellen. Dimmbare PWM-Geräte.
Sandgestrahltes Glas.

24V remote power supply and installation brackets to be ordered separately. Dimmable PWM luminaires.
Sandblasted glass.

Mid-power Led: 4,5W - 454 lm ≠ FIXT 190 lm - 2700K/CRI 80 - 24V / 4,5W - 494 lm ≠ FIXT 207 lm - 3000K/CRI 80 - 24V / 4,5W - 533 lm ≠ FIXT 223 lm - 4000K/CRI 80 - 24V

[1]**Standard** - Schaltplan Nr.1 S.436 / Wiring diagram n.1 page 436

2700K	3000K	4000K
○ F020G2JH001	○ F020G3JH001	○ F020G4JH001
● F020G2JH006	● F020G3JH006	● F020G4JH006
● F020G2JH012	● F020G3JH012	● F020G4JH012
● F020G2JH018	● F020G3JH018	● F020G4JH018
● F020G2JH030	● F020G3JH030	● F020G4JH030
● F020G2JH033	● F020G3JH033	● F020G4JH033

90° DIFFUSED

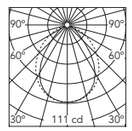

@4000K

Beam Angle:		90°
h(m)	E(lx)	D(m)
1	111	1.62
2	28	3.23
3	12	4.85
4	7	6.46
5	4	8.08

[2]**Quick Install I H2O Stop Fast Connect** - Schaltplan Nr.2 S.436 / Wiring diagram n.2 page 436

2700K	3000K	4000K
○ F020H2JH001	○ F020H3JH001	○ F020H4JH001
● F020H2JH006	● F020H3JH006	● F020H4JH006
● F020H2JH012	● F020H3JH012	● F020H4JH012
● F020H2JH018	● F020H3JH018	● F020H4JH018
● F020H2JH030	● F020H3JH030	● F020H4JH030
● F020H2JH033	● F020H3JH033	● F020H4JH033

Outgraze 35 Easy L 300 - Tunable White 2700K÷5700K

Mid-power Led: 4,5W - 227÷286 lm ≠ FIXT 95÷120 lm - 2700K÷5700K/CRI 80 - 2CH x 24V

[1]**Tunable White Standard** - Schaltplan Nr.4 S.437 / Wiring diagram n.4 page 437

2700K÷5700K

○ F020GTJH001
● F020GTJH006
● F020GTJH012
● F020GTJH018
● F020GTJH030
● F020GTJH033

90° DIFFUSED

[2]**Tunable White Quick Install I H2O Stop Fast Connect** - Schaltplan Nr.5 S.437 / Wiring diagram n.5 page 437

2700K÷5700K

○ F020HTJH001
● F020HTJH006
● F020HTJH012
● F020HTJH018
● F020HTJH030
● F020HTJH033

Photometric data on request.

[1]Standard Version: Ausgangskabelstück mit 1000 mm Länge (Zubehör für den Anschluss ist separat zu bestellen) / 1000 mm lenght prewired cable (connecting accessory to be separately ordered).

[2]Quick Install In H2O Stop Version: Vorinstallierter H2O Stop Plug&Play-Steckverbinder für eine schnell Verbindung (Zubehör für den Anschluss ist separat zu bestellen) / Prewired H2O Stop Plug&Play connector for an easy/rapid connection (connecting accessory to be ordered separately).

Outgraze 35 Easy L 600



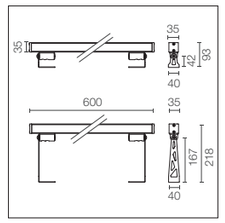

IP 66 · 1,65 Kg · LED INCL · IK 07

Fernspeisung 48 V und Einbauhalterungen separat zu bestellen. Dimmbare PWM-Geräte.
Sandgestrahltes Glas.

24V remote power supply and installation brackets to be ordered separately. Dimmable PWM luminaires.
Sandblasted glass.

Mid-power Led: 9W - 909 lm ≠ FIXT 381 lm - 2700K/CRI 80 - 24V / 9W - 988 lm ≠ FIXT 414 lm - 3000K/CRI 80 - 24V / 9W - 1067 lm ≠ FIXT 447 lm - 4000K/CRI 80 - 24V

[1]**Standard** - Schaltplan Nr.1 S.436 / Wiring diagram n.1 page 436

2700K	3000K	4000K
○ F020G2KH001	○ F020G3KH001	○ F020G4KH001
● F020G2KH006	● F020G3KH006	● F020G4KH006
● F020G2KH012	● F020G3KH012	● F020G4KH012
● F020G2KH018	● F020G3KH018	● F020G4KH018
● F020G2KH030	● F020G3KH030	● F020G4KH030
● F020G2KH033	● F020G3KH033	● F020G4KH033

90° DIFFUSED

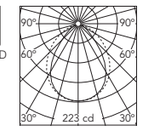

@4000K

Beam Angle:		90°
h(m)	E(lx)	D(m)
1	223	1.62
2	56	3.23
3	25	4.85
4	14	6.46
5	9	8.08

[2]**Quick Install I H2O Stop Fast Connect** - Schaltplan Nr.2 S.436 / Wiring diagram n.2 page 436

2700K	3000K	4000K
○ F020H2KH001	○ F020H3KH001	○ F020H4KH001
● F020H2KH006	● F020H3KH006	● F020H4KH006
● F020H2KH012	● F020H3KH012	● F020H4KH012
● F020H2KH018	● F020H3KH018	● F020H4KH018
● F020H2KH030	● F020H3KH030	● F020H4KH030
● F020H2KH033	● F020H3KH033	● F020H4KH033

[3]**Continuous Line I/O H2O Stop Fast Connect** -Schaltplan Nr.3 S.436 / Wiring diagram n.3 page 436

2700K	3000K	4000K
○ F020J2KH001	○ F020J3KH001	○ F020J4KH001
● F020J2KH006	● F020J3KH006	● F020J4KH006
● F020J2KH012	● F020J3KH012	● F020J4KH012
● F020J2KH018	● F020J3KH018	● F020J4KH018
● F020J2KH030	● F020J3KH030	● F020J4KH030
● F020J2KH033	● F020J3KH033	● F020J4KH033

Outgraze 35 Easy L 600 - Tunable White 2700K÷5700K

Mid-power Led: 9W - 454÷573 lm ≠ FIXT 190÷240 lm - 2700K÷5700K/CRI 80 - 2CH x 24V

[1]**Tunable White Standard** - Schaltplan Nr.4 S.437 / Wiring diagram n.4 page 437

2700K÷5700K

○ F020GTKH001
● F020GTKH006
● F020GTKH012
● F020GTKH018
● F020GTKH030
● F020GTKH033

90° DIFFUSED

[2]**Tunable White Quick Install I H2O Stop Fast Connect** -Schaltplan Nr.5 S.437 / Wiring diagram n.5 page 437

2700K÷5700K

○ F020HTKH001
● F020HTKH006
● F020HTKH012
● F020HTKH018
● F020HTKH030
● F020HTKH033

[3]**Tunable White Continous Line I/O H2O Stop Fast Connect** - Schaltplan Nr.6 S.437 / Wiring diagram n.6 page 437

2700K÷5700K

○ F020JTKH001
● F020JTKH006
● F020JTKH012
● F020JTKH018
● F020JTKH030
● F020JTKH033

Photometric data on request.

[1]Standard Version: Ausgangskabelstück mit 1000 mm Länge (Zubehör für den Anschluss ist separat zu bestellen) / 1000 mm lenght prewired cable (connecting accessory to be separately ordered).

[2]Quick Install In H2O Stop Version: Vorinstallierter H2O Stop Plug&Play-Steckverbinder für eine schnell Verbindung (Zubehör für den Anschluss ist separat zu bestellen) / Prewired H2O Stop Plug&Play connector for an easy/rapid connection (connecting accessory to be ordered separately).

[3]Continous Line In/Out H2O Stop Version: Vorinstallierte H2O Stop Plug&Play-Steckverbinder für eine einfache Linienverbindung (Zubehör für den Anschluss ist separat zu bestellen) / Prewired H2O Stop Plug&Play connectors for an easy in line connection (connecting accessory to be ordered separately).

Outgraze 35 Easy L 900



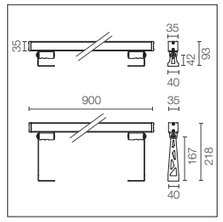

IP 66 · 2,32 Kg · IK 07 · LED INCL

Fernspeisung 24V und Einbauhalterungen separat zu bestellen. Dimmbare PWM-Geräte.
Sandgestrahltes Glas.

24V remote power supply and installation brackets to be ordered separately. Dimmable PWM luminaires.
Sandblasted glass.

Mid-power Led: 13W - 1363 lm ≠ FIXT 571 lm - 2700K/CRI 80 - 24V / 13W - 1481 lm ≠ FIXT 621 lm - 3000K/CRI 80 - 24V / 13W - 1600 lm ≠ FIXT 670 lm - 4000K/CRI 80 - 24V

[1]**Standard** - Schaltplan Nr.1 S.436 / Wiring diagram n.1 page 436

2700K	3000K	4000K
○ F020G2LH001	○ F020G3LH001	○ F020G4LH001
● F020G2LH006	● F020G3LH006	● F020G4LH006
● F020G2LH012	● F020G3LH012	● F020G4LH012
● F020G2LH018	● F020G3LH018	● F020G4LH018
● F020G2LH030	● F020G3LH030	● F020G4LH030
● F020G2LH033	● F020G3LH033	● F020G4LH033

90° DIFFUSED

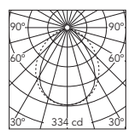

@4000K

Beam Angle: 90°

h(m)	E(lx)	D(m)
1	334	1.62
2	83	3.23
3	37	4.85
4	21	6.46
5	13	8.08

[2]**Quick Install I H2O Stop Fast Connect** - Schaltplan Nr.2 S.436 / Wiring diagram n.2 page 436

2700K	3000K	4000K
○ F020H2LH001	○ F020H3LH001	○ F020H4LH001
● F020H2LH006	● F020H3LH006	● F020H4LH006
● F020H2LH012	● F020H3LH012	● F020H4LH012
● F020H2LH018	● F020H3LH018	● F020H4LH018
● F020H2LH030	● F020H3LH030	● F020H4LH030
● F020H2LH033	● F020H3LH033	● F020H4LH033

[3]**Continuous Line I/O H2O Stop Fast Connect** - Schaltplan Nr.3 S.436 / Wiring diagram n.3 page 436

2700K	3000K	4000K
○ F020J2LH001	○ F020J3LH001	○ F020J4LH001
● F020J2LH006	● F020J3LH006	● F020J4LH006
● F020J2LH012	● F020J3LH012	● F020J4LH012
● F020J2LH018	● F020J3LH018	● F020J4LH018
● F020J2LH030	● F020J3LH030	● F020J4LH030
● F020J2LH033	● F020J3LH033	● F020J4LH033

Outgraze 35 Easy L 900 - Tunable White 2700K÷5700K

Mid-power Led: 13W - 681÷859 lm ≠ FIXT 285÷360 lm - 2700K÷5700K/CRI 80 - 2CH x 24V

[1]**Tunable White Standard** - Schaltplan Nr.4 S.437 / Wiring diagram n.4 page 437

2700K÷5700K
○ F020GTLH001
● F020GTLH006
● F020GTLH012
● F020GTLH018
● F020GTLH030
● F020GTLH033

90° DIFFUSED

[2]**Tunable White Quick Install I H2O Stop Fast Connect** - Schaltplan Nr.5 S.437 / Wiring diagram n.5 page 437

2700K÷5700K
○ F020HTLH001
● F020HTLH006
● F020HTLH012
● F020HTLH018
● F020HTLH030
● F020HTLH033

[3]**Tunable White Continous Line I/O H2O Stop Fast Connect** - Schaltplan Nr.6 S.437 / Wiring diagram n.6 page 437

2700K÷5700K
○ F020JTLH001
● F020JTLH006
● F020JTLH012
● F020JTLH018
● F020JTLH030
● F020JTLH033

Photometric data on request.

[1]Standard Version: Ausgangskabelstück mit 1000 mm Länge (Zubehör für den Anschluss ist separat zu bestellen) / 1000 mm lenght prewired cable (connecting accessory to be separately ordered).

[2]Quick Install In H2O Stop Version: Vorinstallierter H2O Stop Plug&Play-Steckverbinder für eine schnell Verbindung (Zubehör für den Anschluss ist separat zu bestellen) / Prewired H2O Stop Plug&Play connector for an easy/rapid connection (connecting accessory to be ordered separately).

[3]Continous Line In/Out H2O Stop Version: Vorinstallierte H2O Stop Plug&Play-Steckverbinder für eine einfache Linienverbindung (Zubehör für den Anschluss ist separat zu bestellen) / Prewired H2O Stop Plug&Play connectors for an easy in line connection (connecting accessory to be ordered separately).

Outgraze 35 Easy L 1200



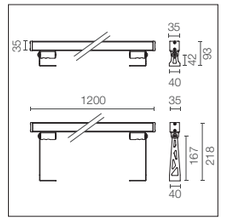

IP 66 · 2,90 Kg · IK 07 · LED INCL

Fernspeisung 24V und Einbauhalterungen separat zu bestellen. Dimmbare PWM-Geräte.
Sandgestrahltes Glas.

24V remote power supply and installation brackets to be ordered separately. Dimmable PWM luminaires.
Sandblasted glass.

Mid-power Led: 17,5W -1817 lm ≠ FIXT 761 lm - 2700K/CRI 80 - 24V / 17,5W - 1975 lm ≠ FIXT 827 lm - 3000K/CRI 80 - 24V / 17,5W - 2133 lm ≠ FIXT 894 lm - 4000K/CRI 80 - 24V

[1]**Standard** - Schaltplan Nr.1 S.436 / Wiring diagram n.1 page 436

2700K	3000K	4000K
○ F020G2MH001	○ F020G3MH001	○ F020G4MH001
● F020G2MH006	● F020G3MH006	● F020G4MH006
● F020G2MH012	● F020G3MH012	● F020G4MH012
● F020G2MH018	● F020G3MH018	● F020G4MH018
● F020G2MH030	● F020G3MH030	● F020G4MH030
● F020G2MH033	● F020G3MH033	● F020G4MH033

90° DIFFUSED

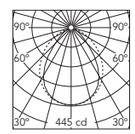

@4000K

Beam Angle: 90°

h(m)	E(lx)	D(m)
1	445	1.62
2	111	3.23
3	49	4.85
4	28	6.46
5	18	8.08

[2]**Quick Install I H2O Stop Fast Connect** - Schaltplan Nr.2 S.436 / Wiring diagram n.2 page 436

2700K	3000K	4000K
○ F020H2MH001	○ F020H3MH001	○ F020H4MH001
● F020H2MH006	● F020H3MH006	● F020H4MH006
● F020H2MH012	● F020H3MH012	● F020H4MH012
● F020H2MH018	● F020H3MH018	● F020H4MH018
● F020H2MH030	● F020H3MH030	● F020H4MH030
● F020H2MH033	● F020H3MH033	● F020H4MH033

[3]**Continuous Line I/O H2O Stop Fast Connect** - Schaltplan Nr.3 S.436 / Wiring diagram n.3 page 436

2700K	3000K	4000K
○ F020J2MH001	○ F020J3MH001	○ F020J4MH001
● F020J2MH006	● F020J3MH006	● F020J4MH006
● F020J2MH012	● F020J3MH012	● F020J4MH012
● F020J2MH018	● F020J3MH018	● F020J4MH018
● F020J2MH030	● F020J3MH030	● F020J4MH030
● F020J2MH033	● F020J3MH033	● F020J4MH033

Outgraze 35 Easy L 1200 - Tunable White 2700K÷5700K

Mid-power Led: 17,5W - 909÷1146 lm ≠ FIXT 381÷480 lm - 2700K÷5700K/CRI 80 - 2CH x 24V

[1]**Tunable White Standard** - Schaltplan Nr.4 S.437 / Wiring diagram n.4 page 437

2700K÷5700K
○ F020GTMH001
● F020GTMH006
● F020GTMH012
● F020GTMH018
● F020GTMH030
● F020GTMH033

90° DIFFUSED

[2]**Tunable White Quick Install I H2O Stop Fast Connect** - Schaltplan Nr.5 S.437 / Wiring diagram n.5 page 437

2700K÷5700K
○ F020HTMH001
● F020HTMH006
● F020HTMH012
● F020HTMH018
● F020HTMH030
● F020HTMH033

[3]**Tunable White Continous Line I/O H2O Stop Fast Connect** - Schaltplan Nr.6 S.437 / Wiring diagram n.6 page 437

2700K÷5700K
○ F020JTMH001
● F020JTMH006
● F020JTMH012
● F020JTMH018
● F020JTMH030
● F020JTMH033

Photometric data on request.

[1]Standard Version: Ausgangskabelstück mit 1000 mm Länge (Zubehör für den Anschluss ist separat zu bestellen) / 1000 mm lenght prewired cable (connecting accessory to be separately ordered).

[2]Quick Install In H2O Stop Version: Vorinstallierter H2O Stop Plug&Play-Steckverbinder für eine schnell Verbindung (Zubehör für den Anschluss ist separat zu bestellen) / Prewired H2O Stop Plug&Play connector for an easy/rapid connection (connecting accessory to be ordered separately).

[3]Continous Line In/Out H2O Stop Version: Vorinstallierte H2O Stop Plug&Play-Steckverbinder für eine einfache Linienverbindung (Zubehör für den Anschluss ist separat zu bestellen) / Prewired H2O Stop Plug&Play connectors for an easy in line connection (connecting accessory to be ordered separately).

Outgraze 35

Zubehör für alle Versionen / Accessories for all versions

Paar kurze Halterungen L 80 mm.	One pair of short brackets L 80 mm.	○ F1203001 ● F1203006 ● F1203012 ● F1203018 ● F1203030 ● F1203033	
Paar lange Halterungen L 200 mm.	One pair of long brackets L 200 mm.	○ F1204001 ● F1204006 ● F1204012 ● F1204018 ● F1204030 ● F1204033	
Verbindungssystem, IP68, 2-Wege-H2O-Antikondensat, 4-polig, (ø5,5÷12mm Kabel).	2 way terminal block 4 poles IP68 H2O Stop. (ø5,5÷12mm cable).	F990C00A000	 
Verbindungssystem, IP68, 3/4-Wege-H2O-Antikondensat, 4-polig, (ø5,5÷12mm Kabel).	3/4 way terminal block 4 poles IP68 H2O Stop. (ø5,5÷12mm cable).	F990C010000	

Outgraze 35

Zubehör für die Versionen Quick Install I H2O Stop und Continuous Line I/O H2O Stop / Accessories for Quick Install I H2O Stop and Continuous Line I/O H2O Stop versions

4-poliger Plug&Play-Steckverbinder.	Plug&play connector 4 poles.	F021Z010000	
Doppelter 4-poliger Plug&Play-Steckverbinder + Kabel L 600 mm.	Double plug&play connector 4 poles + cable 600 mm lenght.	F021Z090000	
4-poliger Plug&Play-Steckverbinder + Kabel L 5000 mm.	Plug&play connector 4 poles + cable 5000 mm lenght.	F021Z100000	
Kappe für Einbaustecker (auf dem Produkt), 4-5-polig.	Cap for panel (on the fixtures) plug connector 4-5 poles.	F021Z070000	

Outgraze 35

PWM-Schnittstelle (Dimmbarkeit) für die 48 V-Version / PWM interface (Dimming) for 48V version Netzgerät (48 V/240 V) für die Schnittstelle nicht inbegriffen, ist separat zu bestellen / Power supply 48V/240V for interface not included, to be ordered (cod.RF25753 or cod.RF25746)

DALI-PWM-Steuerungsschnittstelle, 48Vdc, 120W, IP20. Netzgerät nicht inbegriffen.	DALI PWM control interface 48Vdc 120W IP20. Power supply not included.	F990B08A000	
1-10V-PWM-Steuerungsschnittstelle, 48Vdc, 120W, IP20. Netzgerät nicht inbegriffen.	1-10V PWM control interface 48Vdc 120W IP20. Power supply not included.	F990B15A000	

Outgraze 35

Netzgerät für die 48 V-Version / Power supply for 48V version

Netzgerät 48V 60W / 110-240V IP67 Klasse II selv eq.	Power supply 48V 60W / 110-240V IP67 Class II selv eq.	RF25753	 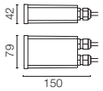
Netzgerät 48V 240W / 110-240V Einfacher Ausgang DIN RAIL.	Power supply 48V 240W / 110-240V single output DIN RAIL.	RF25746	

* Maximale Leuchten pro Stromversorgung / Maximum number of luminaires per power supply.

			L 300	L 600	L 900	L 1200
Maximale Leuchten pro Stromversorgung (220÷ 240 V). Diese Angaben müssen unter Berücksichtigung der spezifischen Installationsbedingungen überprüft werden.	Maximum number of luminaires per power supply. (220÷240 V). These data must be checked taking into account the specific installation conditions.	Acc. RF25753	8	4	2	2
		Acc. RF25746	32	16	10	8

Outgraze 35

PWM-Schnittstelle (Dimmbarkeit) für die 24 V-Version / PWM interface (Dimming) for 24V version Netzgerät (24 V/240 V) für die Schnittstelle nicht inbegriffen, ist separat zu bestellen / Power supply 24V/240V for interface not included, to be ordered (cod.RF25755, cod.RF25749 or cod.RF25756)

DALI-PWM-Steuerungsschnittstelle, 24Vdc, 120W, IP20. Netzgerät nicht inbegriffen.	DALI PWM control interface 24Vdc 120W IP20. Power supply not included.	F990B07A000	
1-10V-PWM-Steuerungsschnittstelle, 24Vdc, 120W, IP20. Netzgerät nicht inbegriffen.	1-10V PWM control interface 24Vdc 120W IP20. Power supply not included.	F990B14A000	

Outgraze 35

PWM-Schnittstelle für die 24 V-Tunable White-Version / PWM interface for 24V Tunable White version Netzgerät (24 V/240 V) für die Schnittstelle nicht inbegriffen, ist separat zu bestellen / Power supply 24V/240V for interface not included, to be ordered (cod.RF25755, cod.RF25749 or cod.RF25756)

DALI-PWM-Steuerungsschnittstelle, 24Vdc, 90W, IP20. Netzgerät nicht inbegriffen.	DALI PWM control interface 24Vdc 90W IP20. Power supply not included.	F990B09A000	

Outgraze 35

Netzgerät für die 24 V-Version / Power supply for 24V version

Netzgerät für den Ferneinbau 24V DC 50W / 120-240V IP67 Klasse II selv.	Power supply for remote installation 24V DC 50W / 120-240V IP67 Class II selv.	*RF25755	 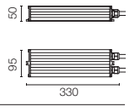
Netzgerät für den Ferneinbau 24V DC 70W / 220-240V IP67 Klasse II selv.	Power supply for remote installation 24V DC 70W / 220-240V IP67 Class II selv.	*RF25749	 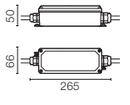
Netzgerät für den Ferneinbau 24V DC 96W / 120-240V IP67 Klasse II selv.	Power supply for remote installation 24V DC 96W / 120-240V IP67 Class II selv.	*RF25756	 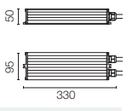

* Maximale Leuchten pro Stromversorgung / Maximum number of luminaires per power supply.

			L 300	L 600	L 900	L 1200
Maximale Leuchten pro Stromversorgung (220÷ 240 V). Diese Angaben müssen unter Berücksichtigung der spezifischen Installationsbedingungen überprüft werden.	Maximum number of luminaires per power supply. (220÷240 V). These data must be checked taking into account the specific installation conditions.	Acc. RF25755	6	3	2	2
		Acc. RF25749	8	5	3	3
		Acc. RF25756	12	6	4	3

Outgraze 35

48V versions

Schaltplan Nr.1 / Wiring diagram n.1

Standard: Ausgangskabelstück mit 1000 mm Länge (Zubehör für den Anschluss ist separat zu bestellen) / 1000 mm lenght prewired cable (connecting accessory to be separately ordered)

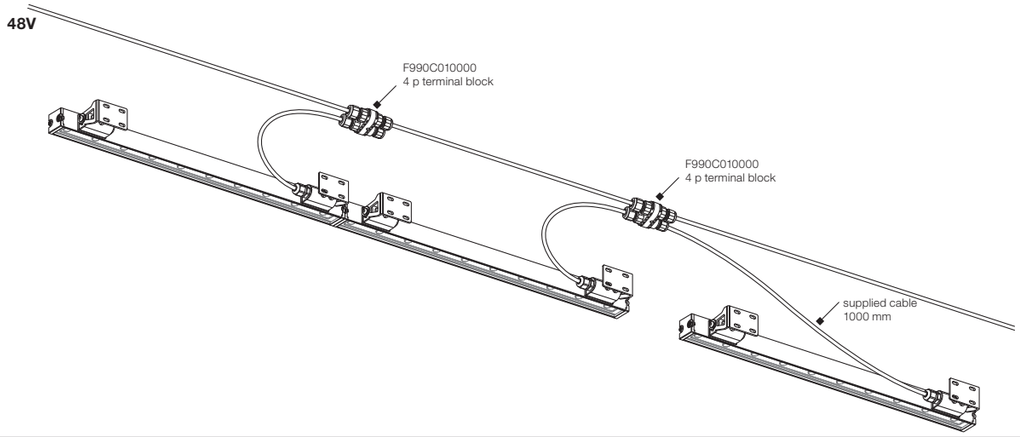

Schaltplan Nr.2 / Wiring diagram n.2

Quick Install I H2O Stop Fast Connect Version: Vorinstallierter H2O Stop Plug&Play-Steckverbinder für eine schnell Verbindung (Zubehör für den Anschluss ist separat zu bestellen) / Prewired Stop Plug&Play connector for an easy/rapid connection (connecting accessory to be ordered separately)

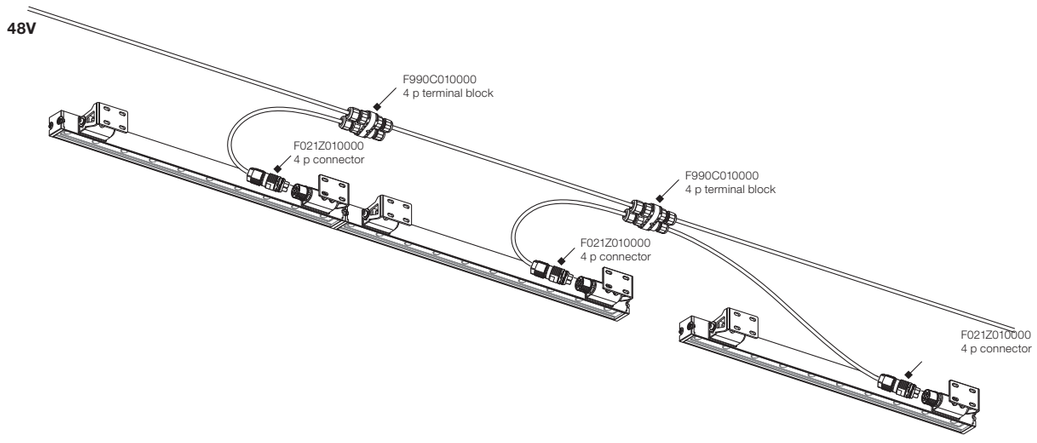

Schaltplan Nr.3 / Wiring diagram n.3

Continous Line I/O H2O Stop Fast Connect: Vorinstallierte H2O Stop Plug&Play-Steckverbinder für eine einfache Linienverbindung (Zubehör für den Anschluss ist separat zu bestellen) / Prewired H2O Stop Plug&Play connectors for an easy in line connection (connecting accessory to be ordered separately)

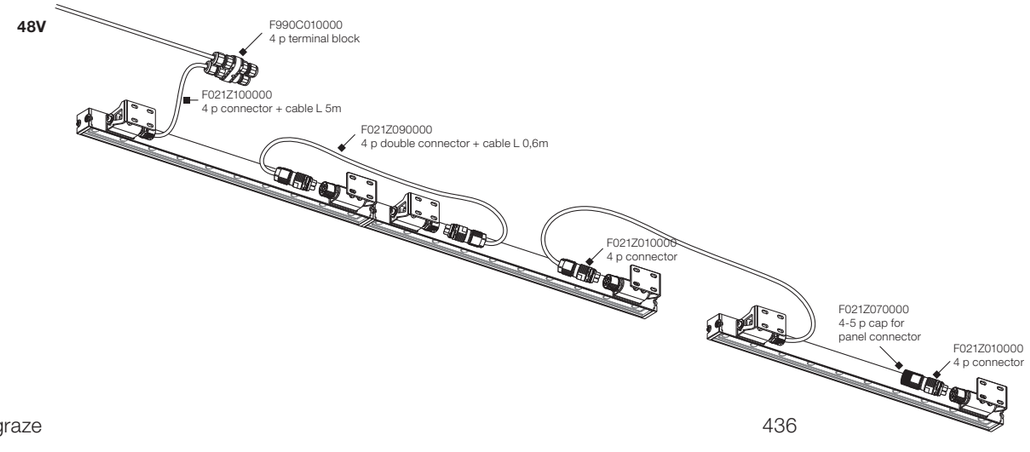

Outgraze 35

24V (Easy) and Tunable White versions

Schaltplan Nr.4 / Wiring diagram n.4

Standard: Ausgangskabelstück mit 1000 mm Länge (Zubehör für den Anschluss ist separat zu bestellen) / 1000 mm lenght prewired cable (connecting accessory to be separately ordered)

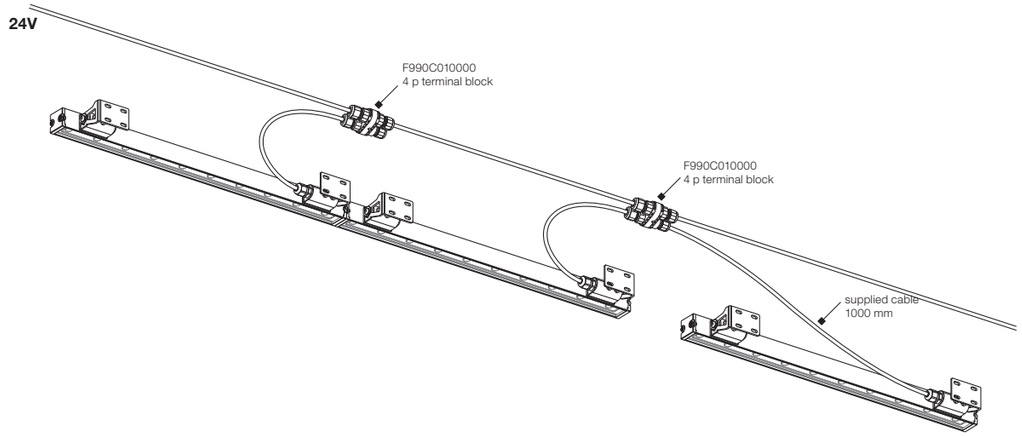

Schaltplan Nr.5 / Wiring diagram n.5

Quick Install I H2O Stop Fast Connect: Vorinstallierter H2O Stop Plug&Play-Steckverbinder für eine schnell Verbindung (Zubehör für den Anschluss ist separat zu bestellen) / Prewired H2O Stop Plug&Play connector for an easy/rapid connection (connecting accessory to be ordered separately)

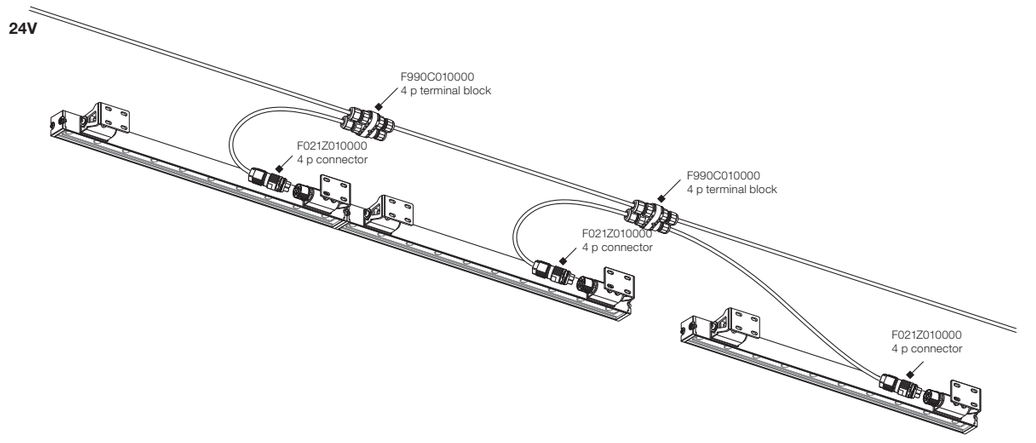

Schaltplan Nr.6 / Wiring diagram n.6

Continous Line I/O H2O Stop Fast Connect: Vorinstallierte H2O Stop Plug&Play-Steckverbinder für eine einfache Linienverbindung (Zubehör für den Anschluss ist separat zu bestellen) / Prewired H2O Stop Plug&Play connectors for an easy in line connection (connecting accessory to be ordered separately)

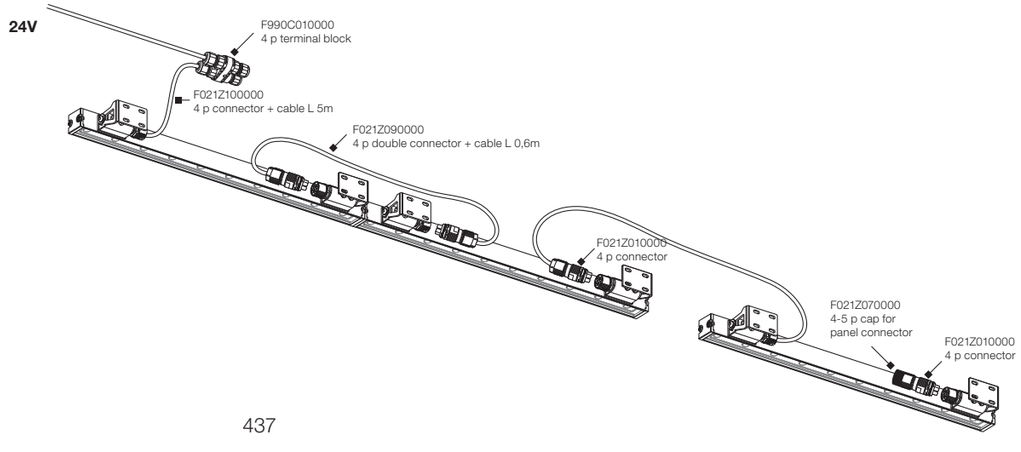

Outgraze 50 L 300 - Non Dimmable



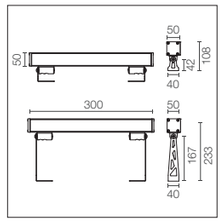

IK 07

IP 66

2,55 Kg

LED INCL

Stromquelle 220/240 V integriert. Einbauhalterungen sind separat zu bestellen. Äußerst helles, transparentes Glas, ausgenommen die DIFFUSED-Ausführung mit sandgestrahltem Glas. SMART-Version auf Anfrage verfügbar (Leistung 6W - Fluss - 30% lm).

Integrated 220/240V power supply. Installation brackets, to be ordered separately. Extra clear transparent glass, excluding the DIFFUSE version with sandblasted glass. SMART version available upon request (power 6W-flux-30% lm).

Power Led: 8W - 835 lm ≠ *FIXT 685 lm - 2700K/CRI 80 - 220-240V / 8W - 864 lm ≠ *FIXT 709 lm - 3000K/CRI 80 - 220-240V / 8W - 894 lm ≠ *FIXT 734 lm - 4000K/CRI 80 -220-240V
*FIXT lm = Medium Optic

[1]**Standard** - Schaltplan Nr.7 S.461 / Wiring diagram n.7 page 461

2700K	3000K	4000K
F021A21A001	F021A31A001	F021A41A001
F021A21A006	F021A31A006	F021A41A006
F021A21A012	F021A31A012	F021A41A012
F021A21A018	F021A31A018	F021A41A018
F021A21A030	F021A31A030	F021A41A030
F021A21A033	F021A31A033	F021A41A033

13° SPOT

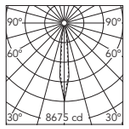

Beam Angle:	13°
h(m)	E(lx) D(m)
1	8675 0.25
2	2169 0.49
3	964 0.74
4	542 0.98
5	347 1.23

@4000K

[2]**Quick Install I H2O Stop Fast Connect** - Schaltplan Nr.8 S.461 / Wiring diagram n.8 page 461

2700K	3000K	4000K
F021B21A001	F021B31A001	F021B41A001
F021B21A006	F021B31A006	F021B41A006
F021B21A012	F021B31A012	F021B41A012
F021B21A018	F021B31A018	F021B41A018
F021B21A030	F021B31A030	F021B41A030
F021B21A033	F021B31A033	F021B41A033

[1]**Standard** - Schaltplan Nr.7 S.461 / Wiring diagram n.7 page 461

2700K	3000K	4000K
F021A25A001	F021A35A001	F021A45A001
F021A25A006	F021A35A006	F021A45A006
F021A25A012	F021A35A012	F021A45A012
F021A25A018	F021A35A018	F021A45A018
F021A25A030	F021A35A030	F021A45A030
F021A25A033	F021A35A033	F021A45A033

29° MEDIUM

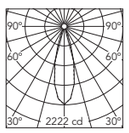

Beam Angle:	29°
h(m)	E(lx) D(m)
1	2222 0.52
2	555 1.04
3	247 1.56
4	139 2.08
5	89 2.60

@4000K

[2]**Quick Install I H2O Stop Fast Connect** - Schaltplan Nr.8 S.461 / Wiring diagram n.8 page 461

2700K	3000K	4000K
F021B25A001	F021B35A001	F021B45A001
F021B25A006	F021B35A006	F021B45A006
F021B25A012	F021B35A012	F021B45A012
F021B25A018	F021B35A018	F021B45A018
F021B25A030	F021B35A030	F021B45A030
F021B25A033	F021B35A033	F021B45A033

[1]**Standard** - Schaltplan Nr.7 S.461 / Wiring diagram n.7 page 461

2700K	3000K	4000K
F021A2AA001	F021A3AA001	F021A4AA001
F021A2AA006	F021A3AA006	F021A4AA006
F021A2AA012	F021A3AA012	F021A4AA012
F021A2AA018	F021A3AA018	F021A4AA018
F021A2AA030	F021A3AA030	F021A4AA030
F021A2AA033	F021A3AA033	F021A4AA033

44° FLOOD

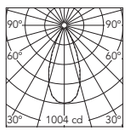

Beam Angle:	44°
h(m)	E(lx) D(m)
1	1004 0.81
2	251 1.63
3	112 2.44
4	63 3.26
5	40 4.07

@4000K

[2]**Quick Install I H2O Stop Fast Connect** - Schaltplan Nr.8 S.461 / Wiring diagram n.8 page 461

2700K	3000K	4000K
F021B2AA001	F021B3AA001	F021B4AA001
F021B2AA006	F021B3AA006	F021B4AA006
F021B2AA012	F021B3AA012	F021B4AA012
F021B2AA018	F021B3AA018	F021B4AA018
F021B2AA030	F021B3AA030	F021B4AA030
F021B2AA033	F021B3AA033	F021B4AA033

[1]Standard Version: Ausgangskabelstück mit 1000 mm Länge (Zubehör für den Anschluss ist separat zu bestellen) / 1000 mm lenght prewired cable (connecting accessory to be separately ordered).

[2]Quick Install In H2O Stop Version: Vorinstallierter H2O Stop Plug&Play-Steckverbinder für eine schnell Verbindung (Zubehör für den Anschluss ist separat zu bestellen) / Prewired H2O Stop Plug&Play connector for an easy/rapid connection (connecting accessory to be ordered separately).

[1]**Standard** - Schaltplan Nr.7 S.461 / Wiring diagram n.7 page 461

2700K	3000K	4000K
F021A2EA001	F021A3EA001	F021A4EA001
F021A2EA006	F021A3EA006	F021A4EA006
F021A2EA012	F021A3EA012	F021A4EA012
F021A2EA018	F021A3EA018	F021A4EA018
F021A2EA030	F021A3EA030	F021A4EA030
F021A2EA033	F021A3EA033	F021A4EA033

13°+53° ELLIPTICAL

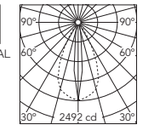

Beam Angle:	53°
h(m)	E(lx) D(m)
1	2492 0.22
2	623 0.44
3	277 0.66
4	156 0.88
5	100 1.10

@4000K

[2]**Quick Install I H2O Stop Fast Connect** - Schaltplan Nr.8 S.461 / Wiring diagram n.8 page 461

2700K	3000K	4000K
F021B2EA001	F021B3EA001	F021B4EA001
F021B2EA006	F021B3EA006	F021B4EA006
F021B2EA012	F021B3EA012	F021B4EA012
F021B2EA018	F021B3EA018	F021B4EA018
F021B2EA030	F021B3EA030	F021B4EA030
F021B2EA033	F021B3EA033	F021B4EA033

[1]**Standard** - Schaltplan Nr.7 S.461 / Wiring diagram n.7 page 461

2700K	3000K	4000K
F021A2JA001	F021A3JA001	F021A4JA001
F021A2JA006	F021A3JA006	F021A4JA006
F021A2JA012	F021A3JA012	F021A4JA012
F021A2JA018	F021A3JA018	F021A4JA018
F021A2JA030	F021A3JA030	F021A4JA030
F021A2JA033	F021A3JA033	F021A4JA033

90° DIFFUSED

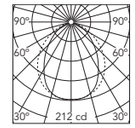

Beam Angle:	90°
h(m)	E(lx) D(m)
1	212 1.74
2	53 3.49
3	24 5.23
4	13 6.98
5	8 8.72

@4000K

[2]**Quick Install I H2O Stop Fast Connect** - Schaltplan Nr.8 S.461 / Wiring diagram n.8 page 461

2700K	3000K	4000K
F021B2JA001	F021B3JA001	F021B4JA001
F021B2JA006	F021B3JA006	F021B4JA006
F021B2JA012	F021B3JA012	F021B4JA012
F021B2JA018	F021B3JA018	F021B4JA018
F021B2JA030	F021B3JA030	F021B4JA030
F021B2JA033	F021B3JA033	F021B4JA033

Outgraze 50 L 600 - Non Dimmable



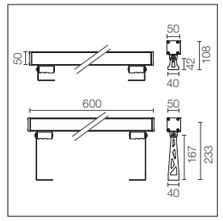

IK 07 | IP 66 | 2,55 Kg | LED INCL

Stromquelle 220/240 V integriert. Einbauhalterungen sind separat zu bestellen. Äußerst helles, transparentes Glas, ausgenommen die DIFFUSED-Ausführung mit sandgestrahltem Glas. SMART-Version auf Anfrage verfügbar (Leistung 10,5W - Fluss - 30% lm).

Integrated 220/240V power supply. Installation brackets, to be ordered separately. Extra clear transparent glass, excluding the DIFFUSE version with sandblasted glass. SMART version available upon request (power 10,5W - flux -30% lm).

Power Led: 14,5W - 1669 lm ≠ *FIXT 1369 lm - 2700K/CRI 80 - 220-240V /14,5W - 1729 lm ≠ *FIXT 1418 lm - 3000K/CRI 80 - 220-240V / 14,5W - 1788 lm ≠ *FIXT 1467 lm - 4000K/CRI 80 -220-240V
*FIXT lm = Medium Optic

[1]**Standard** - Schaltplan Nr.7 S.461 / Wiring diagram n.7 page 461

2700K	3000K	4000K
○ F021A22A001	○ F021A32A001	○ F021A42A001
● F021A22A006	● F021A32A006	● F021A42A006
● F021A22A012	● F021A32A012	● F021A42A012
● F021A22A018	● F021A32A018	● F021A42A018
● F021A22A030	● F021A32A030	● F021A42A030
● F021A22A033	● F021A32A033	● F021A42A033

13° SPOT

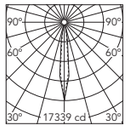

Beam Angle:		13°
h(m)	E(lx)	D(m)
1	17339	0.25
2	4335	0.49
3	1927	0.74
4	1084	0.98
5	694	1.23

@4000K

[2]**Quick Install I H2O Stop Fast Connect** - Schaltplan Nr.8 S.461 / Wiring diagram n.8 page 461

2700K	3000K	4000K
○ F021B22A001	○ F021B32A001	○ F021B42A001
● F021B22A006	● F021B32A006	● F021B42A006
● F021B22A012	● F021B32A012	● F021B42A012
● F021B22A018	● F021B32A018	● F021B42A018
● F021B22A030	● F021B32A030	● F021B42A030
● F021B22A033	● F021B32A033	● F021B42A033

[3]**Continuous Line I/O H2O Stop Fast Connect** - Schaltplan Nr.9 S.461 / Wiring diagram n.9 page 461

2700K	3000K	4000K
○ F021C22A001	○ F021C32A001	○ F021C42A001
● F021C22A006	● F021C32A006	● F021C42A006
● F021C22A012	● F021C32A012	● F021C42A012
● F021C22A018	● F021C32A018	● F021C42A018
● F021C22A030	● F021C32A030	● F021C42A030
● F021C22A033	● F021C32A033	● F021C42A033

[1]**Standard** - Schaltplan Nr.7 S.461 / Wiring diagram n.7 page 461

2700K	3000K	4000K
○ F021A26A001	○ F021A36A001	○ F021A46A001
● F021A26A006	● F021A36A006	● F021A46A006
● F021A26A012	● F021A36A012	● F021A46A012
● F021A26A018	● F021A36A018	● F021A46A018
● F021A26A030	● F021A36A030	● F021A46A030
● F021A26A033	● F021A36A033	● F021A46A033

29° MEDIUM

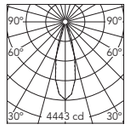

Beam Angle:		29°
h(m)	E(lx)	D(m)
1	4443	0.52
2	1111	1.04
3	494	1.56
4	278	2.08
5	178	2.60

@4000K

[2]**Quick Install I H2O Stop Fast Connect** - Schaltplan Nr.8 S.461 / Wiring diagram n.8 page 461

2700K	3000K	4000K
○ F021B26A001	○ F021B36A001	○ F021B46A001
● F021B26A006	● F021B36A006	● F021B46A006
● F021B26A012	● F021B36A012	● F021B46A012
● F021B26A018	● F021B36A018	● F021B46A018
● F021B26A030	● F021B36A030	● F021B46A030
● F021B26A033	● F021B36A033	● F021B46A033

[3]**Continuous Line I/O H2O Stop Fast Connect** - Schaltplan Nr.9 S.461 / Wiring diagram n.9 page 461

2700K	3000K	4000K
○ F021C26A001	○ F021C36A001	○ F021C46A001
● F021C26A006	● F021C36A006	● F021C46A006
● F021C26A012	● F021C36A012	● F021C46A012
● F021C26A018	● F021C36A018	● F021C46A018
● F021C26A030	● F021C36A030	● F021C46A030
● F021C26A033	● F021C36A033	● F021C46A033

[1]Standard Version: Ausgangskabelstück mit 1000 mm Länge (Zubehör für den Anschluss ist separat zu bestellen) / 1000 mm lenght prewired cable (connecting accessory to be separately ordered).

[2]Quick Install In H2O Stop Version: Vorinstallierter H2O Stop Plug&Play-Steckverbinder für eine schnell Verbindung (Zubehör für den Anschluss ist separat zu bestellen) / Prewired H2O Stop Plug&Play connector for an easy/rapid connection (connecting accessory to be ordered separately).

[3]Continous Line In/Out H2O Stop Version: Vorinstallierte H2O Stop Plug&Play-Steckverbinder für eine einfache Linienverbindung (Zubehör für den Anschluss ist separat zu bestellen) / Prewired H2O Stop Plug&Play connectors for an easy in line connection (connecting accessory to be ordered separately).

[1]**Standard** - Schaltplan Nr.7 S.461 / Wiring diagram n.7 page 461

2700K	3000K	4000K
○ F021A2BA001	○ F021A3BA001	○ F021A4BA001
● F021A2BA006	● F021A3BA006	● F021A4BA006
● F021A2BA012	● F021A3BA012	● F021A4BA012
● F021A2BA018	● F021A3BA018	● F021A4BA018
● F021A2BA030	● F021A3BA030	● F021A4BA030
● F021A2BA033	● F021A3BA033	● F021A4BA033

44° FLOOD

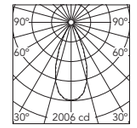

Beam Angle:		44°
h(m)	E(lx)	D(m)
1	2006	0.81
2	501	1.63
3	223	2.44
4	125	3.26
5	80	4.07

@4000K

[2]**Quick Install I H2O Stop Fast Connect** - Schaltplan Nr.8 S.461 / Wiring diagram n.8 page 461

2700K	3000K	4000K
○ F021B2BA001	○ F021B3BA001	○ F021B4BA001
● F021B2BA006	● F021B3BA006	● F021B4BA006
● F021B2BA012	● F021B3BA012	● F021B4BA012
● F021B2BA018	● F021B3BA018	● F021B4BA018
● F021B2BA030	● F021B3BA030	● F021B4BA030
● F021B2BA033	● F021B3BA033	● F021B4BA033

[3]**Continuous Line I/O H2O Stop Fast Connect** - Schaltplan Nr.9 S.461 / Wiring diagram n.9 page 461

2700K	3000K	4000K
○ F021C2BA001	○ F021C3BA001	○ F021C4BA001
● F021C2BA006	● F021C3BA006	● F021C4BA006
● F021C2BA012	● F021C3BA012	● F021C4BA012
● F021C2BA018	● F021C3BA018	● F021C4BA018
● F021C2BA030	● F021C3BA030	● F021C4BA030
● F021C2BA033	● F021C3BA033	● F021C4BA033

[1]**Standard** - Schaltplan Nr.7 S.461 / Wiring diagram n.7 page 461

2700K	3000K	4000K
○ F021A2FA001	○ F021A3FA001	○ F021A4FA001
● F021A2FA006	● F021A3FA006	● F021A4FA006
● F021A2FA012	● F021A3FA012	● F021A4FA012
● F021A2FA018	● F021A3FA018	● F021A4FA018
● F021A2FA030	● F021A3FA030	● F021A4FA030
● F021A2FA033	● F021A3FA033	● F021A4FA033

13°+53° ELLIPTICAL

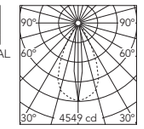

Beam Angle:		53°
h(m)	E(lx)	D(m)
1	4549	0.22
2	1137	0.44
3	505	0.66
4	284	0.88
5	182	1.10

@4000K

[2]**Quick Install I H2O Stop Fast Connect** - Schaltplan Nr.8 S.461 / Wiring diagram n.8 page 461

2700K	3000K	4000K
○ F021B2FA001	○ F021B3FA001	○ F021B4FA001
● F021B2FA006	● F021B3FA006	● F021B4FA006
● F021B2FA012	● F021B3FA012	● F021B4FA012
● F021B2FA018	● F021B3FA018	● F021B4FA018
● F021B2FA030	● F021B3FA030	● F021B4FA030
● F021B2FA033	● F021B3FA033	● F021B4FA033

[3]**Continuous Line I/O H2O Stop Fast Connect** - Schaltplan Nr.9 S.461 / Wiring diagram n.9 page 461

2700K	3000K	4000K
○ F021C2FA001	○ F021C3FA001	○ F021C4FA001
● F021C2FA006	● F021C3FA006	● F021C4FA006
● F021C2FA012	● F021C3FA012	● F021C4FA012
● F021C2FA018	● F021C3FA018	● F021C4FA018
● F021C2FA030	● F021C3FA030	● F021C4FA030
● F021C2FA033	● F021C3FA033	● F021C4FA033

[1]**Standard** - Schaltplan Nr.7 S.461 / Wiring diagram n.7 page 461

2700K	3000K	4000K
○ F021A2KA001	○ F021A3KA001	○ F021A4KA001
● F021A2KA006	● F021A3KA006	● F021A4KA006
● F021A2KA012	● F021A3KA012	● F021A4KA012
● F021A2KA018	● F021A3KA018	● F021A4KA018
● F021A2KA030	● F021A3KA030	● F021A4KA030
● F021A2KA033	● F021A3KA033	● F021A4KA033

90° DIFFUSED

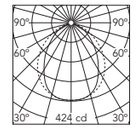

Beam Angle:		90°
h(m)	E(lx)	D(m)
1	424	1.74
2	106	3.49
3	47	5.23
4	26	6.98
5	17	8.72

@4000K

[2]**Quick Install I H2O Stop Fast Connect** - Schaltplan Nr.8 S.461 / Wiring diagram n.8 page 461

2700K	3000K	4000K
○ F021B2KA001	○ F021B3KA001	○ F021B4KA001
● F021B2KA006	● F021B3KA006	● F021B4KA006
● F021B2KA012	● F021B3KA012	● F021B4KA012
● F021B2KA018	● F021B3KA018	● F021B4KA018
● F021B2KA030	● F021B3KA030	● F021B4KA030
● F021B2KA033	● F021B3KA033	● F021B4KA033

[3]**Continuous Line I/O H2O Stop Fast Connect** - Schaltplan Nr.9 S.461 / Wiring diagram n.9 page 461

2700K	3000K	4000K
○ F021C2KA001	○ F021C3KA001	○ F021C4KA001
● F021C2KA006	● F021C3KA006	● F021C4KA006
● F021C2KA012	● F021C3KA012	● F021C4KA012
● F021C2KA018	● F021C3KA018	● F021C4KA018
● F021C2KA030	● F021C3KA030	● F021C4KA030
● F021C2KA033	● F021C3KA033	● F021C4KA033

Outgraze 50 L 900 - Non Dimmable



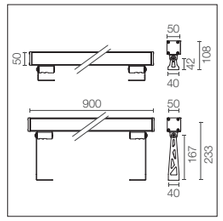

IK 07 | IP 66 | 3.30 Kg | LED INCL

Stromquelle 220/240 V integriert. Einbauhalterungen sind separat zu bestellen. Äußerst helles, transparentes Glas, ausgenommen die DIFFUSED-Ausführung mit sandgestrahltem Glas. SMART-Version auf Anfrage verfügbar (Leistung 15,5W - Fluss - 30% lm).

Integrated 220/240V power supply. Installation brackets, to be ordered separately. Extra clear transparent glass, excluding the DIFFUSE version with sandblasted glass. SMART version available upon request (power 15,5W - flux -30% lm).

Power Led: 20W - 2504 lm ≠ *FIXT 2054 lm - 2700K/CRI 80 - 220-240V / 20W - 2593 lm ≠ *FIXT 2127 lm - 3000K/CRI 80 - 220-240V / 20W - 2683 lm ≠ *FIXT 2201 lm - 4000K/CRI 80 -220-240V
*FIXT lm = Medium Optic

[1]**Standard** - Schaltplan Nr.7 S.461 / Wiring diagram n.7 page 461

2700K	3000K	4000K
○ F021A23A001	○ F021A33A001	○ F021A43A001
● F021A23A006	● F021A33A006	● F021A43A006
● F021A23A012	● F021A33A012	● F021A43A012
● F021A23A018	● F021A33A018	● F021A43A018
● F021A23A030	● F021A33A030	● F021A43A030
● F021A23A033	● F021A33A033	● F021A43A033

13° SPOT

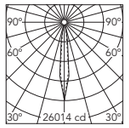

Beam Angle:		13°
h(m)	E(lx)	D(m)
1	26014	0.25
2	6504	0.49
3	2890	0.74
4	1626	0.98
5	1041	1.23

@4000K

[2]**Quick Install I H2O Stop Fast Connect** - Schaltplan Nr.8 S.461 / Wiring diagram n.8 page 461

2700K	3000K	4000K
○ F021B23A001	○ F021B33A001	○ F021B43A001
● F021B23A006	● F021B33A006	● F021B43A006
● F021B23A012	● F021B33A012	● F021B43A012
● F021B23A018	● F021B33A018	● F021B43A018
● F021B23A030	● F021B33A030	● F021B43A030
● F021B23A033	● F021B33A033	● F021B43A033

[3]**Continuous Line I/O H2O Stop Fast Connect** - Schaltplan Nr.9 S.461 / Wiring diagram n.9 page 461

2700K	3000K	4000K
○ F021C23A001	○ F021C33A001	○ F021C43A001
● F021C23A006	● F021C33A006	● F021C43A006
● F021C23A012	● F021C33A012	● F021C43A012
● F021C23A018	● F021C33A018	● F021C43A018
● F021C23A030	● F021C33A030	● F021C43A030
● F021C23A033	● F021C33A033	● F021C43A033

[1]**Standard** - Schaltplan Nr.7 S.461 / Wiring diagram n.7 page 461

2700K	3000K	4000K
○ F021A27A001	○ F021A37A001	○ F021A47A001
● F021A27A006	● F021A37A006	● F021A47A006
● F021A27A012	● F021A37A012	● F021A47A012
● F021A27A018	● F021A37A018	● F021A47A018
● F021A27A030	● F021A37A030	● F021A47A030
● F021A27A033	● F021A37A033	● F021A47A033

29° MEDIUM

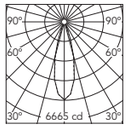

Beam Angle:		29°
h(m)	E(lx)	D(m)
1	6665	0.52
2	1666	1.04
3	741	1.56
4	417	2.08
5	267	2.60

@4000K

[2]**Quick Install I H2O Stop Fast Connect** - Schaltplan Nr.8 S.461 / Wiring diagram n.8 page 461

2700K	3000K	4000K
○ F021B27A001	○ F021B37A001	○ F021B47A001
● F021B27A006	● F021B37A006	● F021B47A006
● F021B27A012	● F021B37A012	● F021B47A012
● F021B27A018	● F021B37A018	● F021B47A018
● F021B27A030	● F021B37A030	● F021B47A030
● F021B27A033	● F021B37A033	● F021B47A033

[3]**Continuous Line I/O H2O Stop Fast Connect** - Schaltplan Nr.9 S.461 / Wiring diagram n.9 page 461

2700K	3000K	4000K
○ F021C27A001	○ F021C37A001	○ F021C47A001
● F021C27A006	● F021C37A006	● F021C47A006
● F021C27A012	● F021C37A012	● F021C47A012
● F021C27A018	● F021C37A018	● F021C47A018
● F021C27A030	● F021C37A030	● F021C47A030
● F021C27A033	● F021C37A033	● F021C47A033

[1]Standard Version: Ausgangskabelstück mit 1000 mm Länge (Zubehör für den Anschluss ist separat zu bestellen) / 1000 mm lenght prewired cable (connecting accessory to be separately ordered).

[2]Quick Install In H2O Stop Version: Vorinstallierter H2O Stop Plug&Play-Steckverbinder für eine schnell Verbindung (Zubehör für den Anschluss ist separat zu bestellen) / Prewired H2O Stop Plug&Play connector for an easy/rapid connection (connecting accessory to be ordered separately).

[3]Continous Line In/Out H2O Stop Version: Vorinstallierte H2O Stop Plug&Play-Steckverbinder für eine einfache Linienverbindung (Zubehör für den Anschluss ist separat zu bestellen) / Prewired H2O Stop Plug&Play connectors for an easy in line connection (connecting accessory to be ordered separately).

[1]**Standard** - Schaltplan Nr.7 S.461 / Wiring diagram n.7 page 461

2700K	3000K	4000K
○ F021A2CA001	○ F021A3CA001	○ F021A4CA001
● F021A2CA006	● F021A3CA006	● F021A4CA006
● F021A2CA012	● F021A3CA012	● F021A4CA012
● F021A2CA018	● F021A3CA018	● F021A4CA018
● F021A2CA030	● F021A3CA030	● F021A4CA030
● F021A2CA033	● F021A3CA033	● F021A4CA033

44° FLOOD

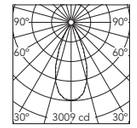

Beam Angle:		44°
h(m)	E(lx)	D(m)
1	3009	0.81
2	752	1.63
3	334	2.44
4	188	3.26
5	120	4.07

@4000K

[2]**Quick Install I H2O Stop Fast Connect** - Schaltplan Nr.8 S.461 / Wiring diagram n.8 page 461

2700K	3000K	4000K
○ F021B2CA001	○ F021B3CA001	○ F021B4CA001
● F021B2CA006	● F021B3CA006	● F021B4CA006
● F021B2CA012	● F021B3CA012	● F021B4CA012
● F021B2CA018	● F021B3CA018	● F021B4CA018
● F021B2CA030	● F021B3CA030	● F021B4CA030
● F021B2CA033	● F021B3CA033	● F021B4CA033

[3]**Continuous Line I/O H2O Stop Fast Connect** - Schaltplan Nr.9 S.461 / Wiring diagram n.9 page 461

2700K	3000K	4000K
○ F021C2CA001	○ F021C3CA001	○ F021C4CA001
● F021C2CA006	● F021C3CA006	● F021C4CA006
● F021C2CA012	● F021C3CA012	● F021C4CA012
● F021C2CA018	● F021C3CA018	● F021C4CA018
● F021C2CA030	● F021C3CA030	● F021C4CA030
● F021C2CA033	● F021C3CA033	● F021C4CA033

[1]**Standard** - Schaltplan Nr.7 S.461 / Wiring diagram n.7 page 461

2700K	3000K	4000K
○ F021A2GA001	○ F021A3GA001	○ F021A4GA001
● F021A2GA006	● F021A3GA006	● F021A4GA006
● F021A2GA012	● F021A3GA012	● F021A4GA012
● F021A2GA018	● F021A3GA018	● F021A4GA018
● F021A2GA030	● F021A3GA030	● F021A4GA030
● F021A2GA033	● F021A3GA033	● F021A4GA033

13°+53° ELLIPTICAL

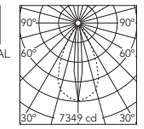

Beam Angle:		53°
h(m)	E(lx)	D(m)
1	7349	0.22
2	1837	0.44
3	817	0.66
4	459	0.88
5	294	1.10

@4000K

[2]**Quick Install I H2O Stop Fast Connect** - Schaltplan Nr.8 S.461 / Wiring diagram n.8 page 461

2700K	3000K	4000K
○ F021B2GA001	○ F021B3GA001	○ F021B4GA001
● F021B2GA006	● F021B3GA006	● F021B4GA006
● F021B2GA012	● F021B3GA012	● F021B4GA012
● F021B2GA018	● F021B3GA018	● F021B4GA018
● F021B2GA030	● F021B3GA030	● F021B4GA030
● F021B2GA033	● F021B3GA033	● F021B4GA033

[3]**Continuous Line I/O H2O Stop Fast Connect** - Schaltplan Nr.9 S.461 / Wiring diagram n.9 page 461

2700K	3000K	4000K
○ F021C2GA001	○ F021C3GA001	○ F021C4GA001
● F021C2GA006	● F021C3GA006	● F021C4GA006
● F021C2GA012	● F021C3GA012	● F021C4GA012
● F021C2GA018	● F021C3GA018	● F021C4GA018
● F021C2GA030	● F021C3GA030	● F021C4GA030
● F021C2GA033	● F021C3GA033	● F021C4GA033

[1]**Standard** - Schaltplan Nr.7 S.461 / Wiring diagram n.7 page 461

2700K	3000K	4000K
○ F021A2LA001	○ F021A3LA001	○ F021A4LA001
● F021A2LA006	● F021A3LA006	● F021A4LA006
● F021A2LA012	● F021A3LA012	● F021A4LA012
● F021A2LA018	● F021A3LA018	● F021A4LA018
● F021A2LA030	● F021A3LA030	● F021A4LA030
● F021A2LA033	● F021A3LA033	● F021A4LA033

90° DIFFUSED

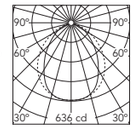

Beam Angle:		90°
h(m)	E(lx)	D(m)
1	636	1.74
2	159	3.49
3	71	5.23
4	40	6.98
5	25	8.72

@4000K

[2]**Quick Install I H2O Stop -Fast Connect** - Schaltplan Nr.8 S.461 / Wiring diagram n.8 page 461

2700K	3000K	4000K
○ F021B2LA001	○ F021B3LA001	○ F021B4LA001
● F021B2LA006	● F021B3LA006	● F021B4LA006
● F021B2LA012	● F021B3LA012	● F021B4LA012
● F021B2LA018	● F021B3LA018	● F021B4LA018
● F021B2LA030	● F021B3LA030	● F021B4LA030
● F021B2LA033	● F021B3LA033	● F021B4LA033

[3]**Continuous Line I/O H2O Stop Fast Connect** - Schaltplan Nr.9 S.461 / Wiring diagram n.9 page 461

2700K	3000K	4000K
○ F021C2LA001	○ F021C3LA001	○ F021C4LA001
● F021C2LA006	● F021C3LA006	● F021C4LA006
● F021C2LA012	● F021C3LA012	● F021C4LA012
● F021C2LA018	● F021C3LA018	● F021C4LA018
● F021C2LA030	● F021C3LA030	● F021C4LA030
● F021C2LA033	● F021C3LA033	● F021C4LA033

Outgraze 50 L 1200 - Non Dimmable



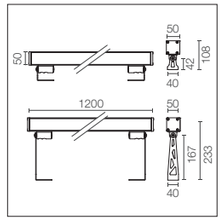

IP 66 · IK 07 · 4,31 Kg · LED INCL

Stromquelle 220/240 V integriert. Einbauhalterungen sind separat zu bestellen. Äußerst helles, transparentes Glas, ausgenommen die DIFFUSED-Ausführung mit sandgestrahltem Glas. SMART-Version auf Anfrage verfügbar (Leistung 18,5W - Fluss - 30% lm).

Integrated 220/240V power supply. Installation brackets, to be ordered separately. Extra clear transparent glass, excluding the DIFFUSE version with sandblasted glass. SMART version available upon request (power 18,5W - flux -30% lm).

Power Led: 27W - 3338 lm ≠ *FIXT 2739 lm - 2700K/CRI 80 - 220-240V / 27W - 3458 lm ≠ *FIXT 2836 lm - 3000K/CRI 80 - 220-240V / 27W - 3577 lm ≠ *FIXT 2934 lm - 4000K/CRI 80 -220-240V
*FIXT lm = Medium Optic

[1]**Standard** - Schaltplan Nr.7 S.461 / Wiring diagram n.7 page 461

2700K	3000K	4000K
○ F021A24A001	○ F021A34A001	○ F021A44A001
● F021A24A006	● F021A34A006	● F021A44A006
● F021A24A012	● F021A34A012	● F021A44A012
● F021A24A018	● F021A34A018	● F021A44A018
● F021A24A030	● F021A34A030	● F021A44A030
● F021A24A033	● F021A34A033	● F021A44A033

13° SPOT

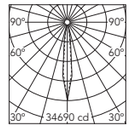

Beam Angle:	13°
h(m)	E(lx) D(m)
1	34690 0.25
2	8672 0.49
3	3854 0.74
4	2168 0.98
5	1388 1.23

@4000K

[2]**Quick Install I H2O Stop Fast Connect** - Schaltplan Nr.8 S.461 / Wiring diagram n.8 page 461

2700K	3000K	4000K
○ F021B24A001	○ F021B34A001	○ F021B44A001
● F021B24A006	● F021B34A006	● F021B44A006
● F021B24A012	● F021B34A012	● F021B44A012
● F021B24A018	● F021B34A018	● F021B44A018
● F021B24A030	● F021B34A030	● F021B44A030
● F021B24A033	● F021B34A033	● F021B44A033

[3]**Continuous Line I/O H2O Stop Fast Connect** - Schaltplan Nr.9 S.461 / Wiring diagram n.9 page 461

2700K	3000K	4000K
○ F021C24A001	○ F021C34A001	○ F021C44A001
● F021C24A006	● F021C34A006	● F021C44A006
● F021C24A012	● F021C34A012	● F021C44A012
● F021C24A018	● F021C34A018	● F021C44A018
● F021C24A030	● F021C34A030	● F021C44A030
● F021C24A033	● F021C34A033	● F021C44A033

[1]**Standard** - Schaltplan Nr.7 S.461 / Wiring diagram n.7 page 461

2700K	3000K	4000K
○ F021A28A001	○ F021A38A001	○ F021A48A001
● F021A28A006	● F021A38A006	● F021A48A006
● F021A28A012	● F021A38A012	● F021A48A012
● F021A28A018	● F021A38A018	● F021A48A018
● F021A28A030	● F021A38A030	● F021A48A030
● F021A28A033	● F021A38A033	● F021A48A033

29° MEDIUM

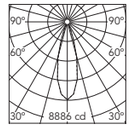

Beam Angle:	29°
h(m)	E(lx) D(m)
1	8886 0.52
2	2222 1.04
3	987 1.56
4	555 2.08
5	355 2.60

@4000K

[2]**Quick Install I H2O Stop Fast Connect** - Schaltplan Nr.8 S.461 / Wiring diagram n.8 page 461

2700K	3000K	4000K
○ F021B28A001	○ F021B38A001	○ F021B48A001
● F021B28A006	● F021B38A006	● F021B48A006
● F021B28A012	● F021B38A012	● F021B48A012
● F021B28A018	● F021B38A018	● F021B48A018
● F021B28A030	● F021B38A030	● F021B48A030
● F021B28A033	● F021B38A033	● F021B48A033

[3]**Continuous Line I/O H2O Stop Fast Connect** - Schaltplan Nr.9 S.461 / Wiring diagram n.9 page 461

2700K	3000K	4000K
○ F021C28A001	○ F021C38A001	○ F021C48A001
● F021C28A006	● F021C38A006	● F021C48A006
● F021C28A012	● F021C38A012	● F021C48A012
● F021C28A018	● F021C38A018	● F021C48A018
● F021C28A030	● F021C38A030	● F021C48A030
● F021C28A033	● F021C38A033	● F021C48A033

[1]Standard Version: Ausgangskabelstück mit 1000 mm Länge (Zubehör für den Anschluss ist separat zu bestellen) / 1000 mm lenght prewired cable (connecting accessory to be separately ordered).

[2]Quick Install In H2O Stop Version: Vorinstallierter H2O Stop Plug&Play-Steckverbinder für eine schnell Verbindung (Zubehör für den Anschluss ist separat zu bestellen) / Prewired H2O Stop Plug&Play connector for an easy/rapid connection (connecting accessory to be ordered separately).

[3]Continous Line In/Out H2O Stop Version: Vorinstallierte H2O Stop Plug&Play-Steckverbinder für eine einfache Linienverbindung (Zubehör für den Anschluss ist separat zu bestellen) / Prewired H2O Stop Plug&Play connectors for an easy in line connection (connecting accessory to be ordered separately).

[1]**Standard** - Schaltplan Nr.7 S.461 / Wiring diagram n.7 page 461

2700K	3000K	4000K
○ F021A2DA001	○ F021A3DA001	○ F021A4DA001
● F021A2DA006	● F021A3DA006	● F021A4DA006
● F021A2DA012	● F021A3DA012	● F021A4DA012
● F021A2DA018	● F021A3DA018	● F021A4DA018
● F021A2DA030	● F021A3DA030	● F021A4DA030
● F021A2DA033	● F021A3DA033	● F021A4DA033

44° FLOOD

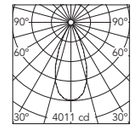

Beam Angle:	44°
h(m)	E(lx) D(m)
1	4011 0.81
2	1003 1.63
3	446 2.44
4	251 3.26
5	160 4.07

@4000K

[2]**Quick Install I H2O Stop Fast Connect** - Schaltplan Nr.8 S.461 / Wiring diagram n.8 page 461

2700K	3000K	4000K
○ F021B2DA001	○ F021B3DA001	○ F021B4DA001
● F021B2DA006	● F021B3DA006	● F021B4DA006
● F021B2DA012	● F021B3DA012	● F021B4DA012
● F021B2DA018	● F021B3DA018	● F021B4DA018
● F021B2DA030	● F021B3DA030	● F021B4DA030
● F021B2DA033	● F021B3DA033	● F021B4DA033

[3]**Continuous Line I/O H2O Stop Fast Connect** - Schaltplan Nr.9 S.461 / Wiring diagram n.9 page 461

2700K	3000K	4000K
○ F021C2DA001	○ F021C3DA001	○ F021C4DA001
● F021C2DA006	● F021C3DA006	● F021C4DA006
● F021C2DA012	● F021C3DA012	● F021C4DA012
● F021C2DA018	● F021C3DA018	● F021C4DA018
● F021C2DA030	● F021C3DA030	● F021C4DA030
● F021C2DA033	● F021C3DA033	● F021C4DA033

[1]**Standard** - Schaltplan Nr.7 S.461 / Wiring diagram n.7 page 461

2700K	3000K	4000K
○ F021A2HA001	○ F021A3HA001	○ F021A4HA001
● F021A2HA006	● F021A3HA006	● F021A4HA006
● F021A2HA012	● F021A3HA012	● F021A4HA012
● F021A2HA018	● F021A3HA018	● F021A4HA018
● F021A2HA030	● F021A3HA030	● F021A4HA030
● F021A2HA033	● F021A3HA033	● F021A4HA033

13°+53° ELLIPTICAL

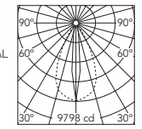

Beam Angle:	53°
h(m)	E(lx) D(m)
1	9798 0.22
2	2450 0.44
3	1089 0.66
4	612 0.88
5	392 1.10

@4000K

[2]**Quick Install I H2O Stop Fast Connect** - Schaltplan Nr.8 S.461 / Wiring diagram n.8 page 461

2700K	3000K	4000K
○ F021B2HA001	○ F021B3HA001	○ F021B4HA001
● F021B2HA006	● F021B3HA006	● F021B4HA006
● F021B2HA012	● F021B3HA012	● F021B4HA012
● F021B2HA018	● F021B3HA018	● F021B4HA018
● F021B2HA030	● F021B3HA030	● F021B4HA030
● F021B2HA033	● F021B3HA033	● F021B4HA033

[3]**Continuous Line I/O H2O Stop Fast Connect** - Schaltplan Nr.9 S.461 / Wiring diagram n.9 page 461

2700K	3000K	4000K
○ F021C2HA001	○ F021C3HA001	○ F021C4HA001
● F021C2HA006	● F021C3HA006	● F021C4HA006
● F021C2HA012	● F021C3HA012	● F021C4HA012
● F021C2HA018	● F021C3HA018	● F021C4HA018
● F021C2HA030	● F021C3HA030	● F021C4HA030
● F021C2HA033	● F021C3HA033	● F021C4HA033

[1]**Standard** - Schaltplan Nr.7 S.461 / Wiring diagram n.7 page 461

2700K	3000K	4000K
○ F021A2MA001	○ F021A3MA001	○ F021A4MA001
● F021A2MA006	● F021A3MA006	● F021A4MA006
● F021A2MA012	● F021A3MA012	● F021A4MA012
● F021A2MA018	● F021A3MA018	● F021A4MA018
● F021A2MA030	● F021A3MA030	● F021A4MA030
● F021A2MA033	● F021A3MA033	● F021A4MA033

90° DIFFUSED

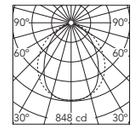

Beam Angle:	90°
h(m)	E(lx) D(m)
1	848 1.74
2	212 3.49
3	94 5.23
4	53 6.98
5	34 8.72

@4000K

[2]**Quick Install I H2O Stop Fast Connect** - Schaltplan Nr.8 S.461 / Wiring diagram n.8 page 461

2700K	3000K	4000K
○ F021B2MA001	○ F021B3MA001	○ F021B4MA001
● F021B2MA006	● F021B3MA006	● F021B4MA006
● F021B2MA012	● F021B3MA012	● F021B4MA012
● F021B2MA018	● F021B3MA018	● F021B4MA018
● F021B2MA030	● F021B3MA030	● F021B4MA030
● F021B2MA033	● F021B3MA033	● F021B4MA033

[3]**Continuous Line I/O H2O Stop Fast Connect** - Schaltplan Nr.9 S.461 / Wiring diagram n.9 page 461

2700K	3000K	4000K
○ F021C2MA001	○ F021C3MA001	○ F021C4MA001
● F021C2MA006	● F021C3MA006	● F021C4MA006
● F021C2MA012	● F021C3MA012	● F021C4MA012
● F021C2MA018	● F021C3MA018	● F021C4MA018
● F021C2MA030	● F021C3MA030	● F021C4MA030
● F021C2MA033	● F021C3MA033	● F021C4MA033

Outgraze 50 L 600 - Dimmable DALI



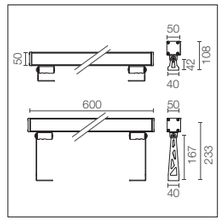

IK 07 | IP 66 | 2,55 Kg | LED INCL

Stromquelle 120/240 V integriert. Einbauhalterungen sind separat zu bestellen. Äußerst helles, transparentes Glas, ausgenommen die DIFFUSED-Ausführung mit sandgestrahltem Glas. DALI-dimmbare SMART-Version auf Anfrage verfügbar (Leistung 7W - Fluss - 50% lm). Auf Anfrage dimmbare Version (1-10 V) verfügbar.

Integrated 120/240V power supply. Installation brackets, to be ordered separately. Extra clear transparent glass, excluding the DIFFUSE version with sandblasted glass. SMART dimmable DALI version available upon request (power 7W - flux -50% lm). 1-10V dimmable version upon request.

Power Led: 14,5W - 1669 lm ≠ *FIXT 1369 lm - 2700K/CRI 80 - 120-240V / 14,5W - 1729 lm ≠ *FIXT 1418 lm - 3000K/CRI 80 - 120-240V / 14,5W - 1788 lm ≠ *FIXT 1467 lm - 4000K/CRI 80 -120-240V
*FIXT lm = Medium Optic

[2]Quick Install I H2O Stop Fast Connect - Schaltplan Nr.10 S.462 / Wiring diagram n.10 page 462

2700K	3000K	4000K
○ F021B22D001	○ F021B32D001	○ F021B42D001
● F021B22D006	● F021B32D006	● F021B42D006
● F021B22D012	● F021B32D012	● F021B42D012
● F021B22D018	● F021B32D018	● F021B42D018
● F021B22D030	● F021B32D030	● F021B42D030
● F021B22D033	● F021B32D033	● F021B42D033

13° SPOT

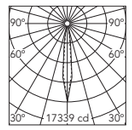

@4000K

Beam Angle:	13°
h(m)	E(lx) D(m)
1	17339 0.25
2	4335 0.49
3	1927 0.74
4	1084 0.98
5	694 1.23

[3]Continuous Line I/O H2O Stop Fast Connect - Schaltplan Nr.11 S.462 / Wiring diagram n.11 page 462

2700K	3000K	4000K
○ F021C22D001	○ F021C32D001	○ F021C42D001
● F021C22D006	● F021C32D006	● F021C42D006
● F021C22D012	● F021C32D012	● F021C42D012
● F021C22D018	● F021C32D018	● F021C42D018
● F021C22D030	● F021C32D030	● F021C42D030
● F021C22D033	● F021C32D033	● F021C42D033

[2]Quick Install I H2O Stop Fast Connect - Schaltplan Nr.10 S.462 / Wiring diagram n.10 page 462

2700K	3000K	4000K
○ F021B26D001	○ F021B36D001	○ F021B46D001
● F021B26D006	● F021B36D006	● F021B46D006
● F021B26D012	● F021B36D012	● F021B46D012
● F021B26D018	● F021B36D018	● F021B46D018
● F021B26D030	● F021B36D030	● F021B46D030
● F021B26D033	● F021B36D033	● F021B46D033

29° MEDIUM

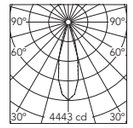

@4000K

Beam Angle:	29°
h(m)	E(lx) D(m)
1	4443 0.52
2	1111 1.04
3	494 1.56
4	278 2.08
5	178 2.60

[3]Continuous Line I/O H2O Stop Fast Connect - Schaltplan Nr.11 S.462 / Wiring diagram n.11 page 462

2700K	3000K	4000K
○ F021C26D001	○ F021C36D001	○ F021C46D001
● F021C26D006	● F021C36D006	● F021C46D006
● F021C26D012	● F021C36D012	● F021C46D012
● F021C26D018	● F021C36D018	● F021C46D018
● F021C26D030	● F021C36D030	● F021C46D030
● F021C26D033	● F021C36D033	● F021C46D033

[2]Quick Install I H2O Stop Fast Connect - Schaltplan Nr.10 S.462 / Wiring diagram n.10 page 462

2700K	3000K	4000K
○ F021B2BD001	○ F021B3BD001	○ F021B4BD001
● F021B2BD006	● F021B3BD006	● F021B4BD006
● F021B2BD012	● F021B3BD012	● F021B4BD012
● F021B2BD018	● F021B3BD018	● F021B4BD018
● F021B2BD030	● F021B3BD030	● F021B4BD030
● F021B2BD033	● F021B3BD033	● F021B4BD033

44° FLOOD

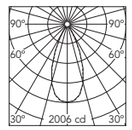

@4000K

Beam Angle:	44°
h(m)	E(lx) D(m)
1	2006 0.81
2	501 1.63
3	223 2.44
4	125 3.26
5	80 4.07

[3]Continuous Line I/O H2O Stop Fast Connect - Schaltplan Nr.11 S.462 / Wiring diagram n.11 page 462

2700K	3000K	4000K
○ F021C2BD001	○ F021C3BD001	○ F021C4BD001
● F021C2BD006	● F021C3BD006	● F021C4BD006
● F021C2BD012	● F021C3BD012	● F021C4BD012
● F021C2BD018	● F021C3BD018	● F021C4BD018
● F021C2BD030	● F021C3BD030	● F021C4BD030
● F021C2BD033	● F021C3BD033	● F021C4BD033

[2]Quick Install In H2O Stop Version: Vorinstallierter H2O Stop Plug&Play-Steckverbinder für eine schnell Verbindung (Zubehör für den Anschluss ist separat zu bestellen) / Prewired H2O Stop Plug&Play connector for an easy/rapid connection (connecting accessory to be ordered separately).

[3]Continous Line In/Out H2O Stop Version: Vorinstallierte H2O Stop Plug&Play-Steckverbinder für eine einfache Linienverbindung (Zubehör für den Anschluss ist separat zu bestellen) / Prewired H2O Stop Plug&Play connectors for an easy in line connection (connecting accessory to be ordered separately).

[2]Quick Install I H2O Stop Fast Connect - Schaltplan Nr.10 S.462 / Wiring diagram n.10 page 462

2700K	3000K	4000K
○ F021B2FD001	○ F021B3FD001	○ F021B4FD001
● F021B2FD006	● F021B3FD006	● F021B4FD006
● F021B2FD012	● F021B3FD012	● F021B4FD012
● F021B2FD018	● F021B3FD018	● F021B4FD018
● F021B2FD030	● F021B3FD030	● F021B4FD030
● F021B2FD033	● F021B3FD033	● F021B4FD033

13°+53° ELLIPTICAL

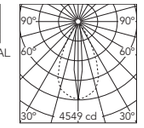

@4000K

Beam Angle:	53°
h(m)	E(lx) D(m)
1	4549 0.22
2	1137 0.44
3	505 0.66
4	284 0.88
5	182 1.10

[3]Continuous Line I/O H2O Stop Fast Connect - Schaltplan Nr.11 S.462 / Wiring diagram n.11 page 462

2700K	3000K	4000K
○ F021C2FD001	○ F021C3FD001	○ F021C4FD001
● F021C2FD006	● F021C3FD006	● F021C4FD006
● F021C2FD012	● F021C3FD012	● F021C4FD012
● F021C2FD018	● F021C3FD018	● F021C4FD018
● F021C2FD030	● F021C3FD030	● F021C4FD030
● F021C2FD033	● F021C3FD033	● F021C4FD033

[2]Quick Install I H2O Stop Fast Connect - Schaltplan Nr.10 S.462 / Wiring diagram n.10 page 462

2700K	3000K	4000K
○ F021B2KD001	○ F021B3KD001	○ F021B4KD001
● F021B2KD006	● F021B3KD006	● F021B4KD006
● F021B2KD012	● F021B3KD012	● F021B4KD012
● F021B2KD018	● F021B3KD018	● F021B4KD018
● F021B2KD030	● F021B3KD030	● F021B4KD030
● F021B2KD033	● F021B3KD033	● F021B4KD033

90° DIFFUSED

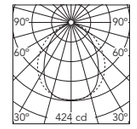

@4000K

Beam Angle:	90°
h(m)	E(lx) D(m)
1	424 1.74
2	106 3.49
3	47 5.23
4	26 6.98
5	17 8.72

[3]Continuous Line I/O H2O Stop Fast Connect - Schaltplan Nr.11 S.462 / Wiring diagram n.11 page 462

2700K	3000K	4000K
○ F021C2KD001	○ F021C3KD001	○ F021C4KD001
● F021C2KD006	● F021C3KD006	● F021C4KD006
● F021C2KD012	● F021C3KD012	● F021C4KD012
● F021C2KD018	● F021C3KD018	● F021C4KD018
● F021C2KD030	● F021C3KD030	● F021C4KD030
● F021C2KD033	● F021C3KD033	● F021C4KD033

Outgraze 50 L 900 - Dimmable DALI



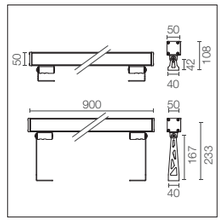

IK 07 | IP 66 | 3.30 Kg | LED INCL

Stromquelle 120/240 V integriert. Einbauhalterungen sind separat zu bestellen. Äußerst helles, transparentes Glas, ausgenommen die DIFFUSED-Ausführung mit sandgestrahltem Glas. DALI-dimmbare SMART-Version auf Anfrage verfügbar (Leistung 11W - Fluss - 50% lm). Auf Anfrage dimmbare Version (1-10 V) verfügbar.

Integrated 120/240V power supply. Installation brackets, to be ordered separately. Extra clear transparent glass, excluding the DIFFUSE version with sandblasted glass. SMART dimmable DALI version available upon request (power 11W - flux -50% lm). 1-10V dimmable version upon request.

Power Led: 20W - 2504 lm ≠ *FIXT 2054 lm - 2700K/CRI 80 - 120-240V / 20W - 2593 lm ≠ *FIXT 2127 lm - 3000K/CRI 80 - 120-240V / 20W - 2683 lm ≠ *FIXT 2201 lm - 4000K/CRI 80 -120-240V
*FIXT lm = Medium Optic

[2]Quick Install I H2O Stop Fast Connect - Schaltplan Nr.10 S.462 / Wiring diagram n.10 page 462

2700K	3000K	4000K
○ F021B23D001	○ F021B33D001	○ F021B43D001
● F021B23D006	● F021B33D006	● F021B43D006
● F021B23D012	● F021B33D012	● F021B43D012
● F021B23D018	● F021B33D018	● F021B43D018
● F021B23D030	● F021B33D030	● F021B43D030
● F021B23D033	● F021B33D033	● F021B43D033

13° SPOT

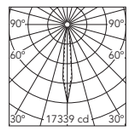

@4000K

Beam Angle:	13°
h(m)	E(lx)	D(m)
1	17339	0.25
2	4335	0.49
3	1927	0.74
4	1084	0.98
5	694	1.23

[3]Continuous Line I/O H2O Stop Fast Connect - Schaltplan Nr.11 S.462 / Wiring diagram n.11 page 462

2700K	3000K	4000K
○ F021C23D001	○ F021C33D001	○ F021C43D001
● F021C23D006	● F021C33D006	● F021C43D006
● F021C23D012	● F021C33D012	● F021C43D012
● F021C23D018	● F021C33D018	● F021C43D018
● F021C23D030	● F021C33D030	● F021C43D030
● F021C23D033	● F021C33D033	● F021C43D033

[2]Quick Install I H2O Stop Fast Connect - Schaltplan Nr.10 S.462 / Wiring diagram n.10 page 462

2700K	3000K	4000K
○ F021B27D001	○ F021B37D001	○ F021B47D001
● F021B27D006	● F021B37D006	● F021B47D006
● F021B27D012	● F021B37D012	● F021B47D012
● F021B27D018	● F021B37D018	● F021B47D018
● F021B27D030	● F021B37D030	● F021B47D030
● F021B27D033	● F021B37D033	● F021B47D033

29° MEDIUM

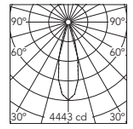

@4000K

Beam Angle:	29°
h(m)	E(lx)	D(m)
1	4443	0.52
2	1111	1.04
3	494	1.56
4	278	2.08
5	178	2.60

[3]Continuous Line I/O H2O Stop Fast Connect - Schaltplan Nr.11 S.462 / Wiring diagram n.11 page 462

2700K	3000K	4000K
○ F021C27D001	○ F021C37D001	○ F021C47D001
● F021C27D006	● F021C37D006	● F021C47D006
● F021C27D012	● F021C37D012	● F021C47D012
● F021C27D018	● F021C37D018	● F021C47D018
● F021C27D030	● F021C37D030	● F021C47D030
● F021C27D033	● F021C37D033	● F021C47D033

[2]Quick Install I H2O Stop Fast Connect - Schaltplan Nr.10 S.462 / Wiring diagram n.10 page 462

2700K	3000K	4000K
○ F021B2CD001	○ F021B3CD001	○ F021B4CD001
● F021B2CD006	● F021B3CD006	● F021B4CD006
● F021B2CD012	● F021B3CD012	● F021B4CD012
● F021B2CD018	● F021B3CD018	● F021B4CD018
● F021B2CD030	● F021B3CD030	● F021B4CD030
● F021B2CD033	● F021B3CD033	● F021B4CD033

44° FLOOD

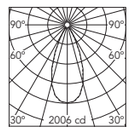

@4000K

Beam Angle:	44°
h(m)	E(lx)	D(m)
1	2006	0.81
2	501	1.63
3	223	2.44
4	125	3.26
5	80	4.07

[3]Continuous Line I/O H2O Stop Fast Connect - Schaltplan Nr.11 S.462 / Wiring diagram n.11 page 462

2700K	3000K	4000K
○ F021C2CD001	○ F021C3CD001	○ F021C4CD001
● F021C2CD006	● F021C3CD006	● F021C4CD006
● F021C2CD012	● F021C3CD012	● F021C4CD012
● F021C2CD018	● F021C3CD018	● F021C4CD018
● F021C2CD030	● F021C3CD030	● F021C4CD030
● F021C2CD033	● F021C3CD033	● F021C4CD033

[2]Quick Install In H2O Stop Version: Vorinstallierter H2O Stop Plug&Play-Steckverbinder für eine schnell Verbindung (Zubehör für den Anschluss ist separat zu bestellen) / Prewired H2O Stop Plug&Play connector for an easy/rapid connection (connecting accessory to be ordered separately).

[3]Continous Line In/Out H2O Stop Version: Vorinstallierte H2O Stop Plug&Play-Steckverbinder für eine einfache Linienverbindung (Zubehör für den Anschluss ist separat zu bestellen) / Prewired H2O Stop Plug&Play connectors for an easy in line connection (connecting accessory to be ordered separately).

[2]Quick Install I H2O Stop Fast Connect - Schaltplan Nr.10 S.462 / Wiring diagram n.10 page 462

2700K	3000K	4000K
○ F021B2GD001	○ F021B3GD001	○ F021B4GD001
● F021B2GD006	● F021B3GD006	● F021B4GD006
● F021B2GD012	● F021B3GD012	● F021B4GD012
● F021B2GD018	● F021B3GD018	● F021B4GD018
● F021B2GD030	● F021B3GD030	● F021B4GD030
● F021B2GD033	● F021B3GD033	● F021B4GD033

13°+53° ELLIPTICAL

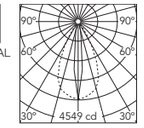

@4000K

Beam Angle:	53°
h(m)	E(lx)	D(m)
1	4549	0.22
2	1137	0.44
3	505	0.66
4	284	0.88
5	182	1.10

[3]Continuous Line I/O H2O Stop Fast Connect - Schaltplan Nr.11 S.462 / Wiring diagram n.11 page 462

2700K	3000K	4000K
○ F021C2GD001	○ F021C3GD001	○ F021C4GD001
● F021C2GD006	● F021C3GD006	● F021C4GD006
● F021C2GD012	● F021C3GD012	● F021C4GD012
● F021C2GD018	● F021C3GD018	● F021C4GD018
● F021C2GD030	● F021C3GD030	● F021C4GD030
● F021C2GD033	● F021C3GD033	● F021C4GD033

[2]Quick Install I H2O Stop Fast Connect - Schaltplan Nr.10 S.462 / Wiring diagram n.10 page 462

2700K	3000K	4000K
○ F021B2LD001	○ F021B3LD001	○ F021B4LD001
● F021B2LD006	● F021B3LD006	● F021B4LD006
● F021B2LD012	● F021B3LD012	● F021B4LD012
● F021B2LD018	● F021B3LD018	● F021B4LD018
● F021B2LD030	● F021B3LD030	● F021B4LD030
● F021B2LD033	● F021B3LD033	● F021B4LD033

90° DIFFUSED

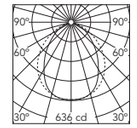

@4000K

Beam Angle:	90°
h(m)	E(lx)	D(m)
1	636	1.74
2	159	3.49
3	71	5.23
4	40	6.98
5	25	8.72

[3]Continuous Line I/O H2O Stop Fast Connect - Schaltplan Nr.11 S.462 / Wiring diagram n.11 page 462

2700K	3000K	4000K
○ F021C2LD001	○ F021C3LD001	○ F021C4LD001
● F021C2LD006	● F021C3LD006	● F021C4LD006
● F021C2LD012	● F021C3LD012	● F021C4LD012
● F021C2LD018	● F021C3LD018	● F021C4LD018
● F021C2LD030	● F021C3LD030	● F021C4LD030
● F021C2LD033	● F021C3LD033	● F021C4LD033

Outgraze 50 L 1200 - Dimmable DALI



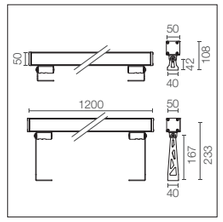

IP 66 · 4,31 Kg · IK 07 · LED INCL

Stromquelle 120/240 V integriert. Einbauhalterungen sind separat zu bestellen. Äußerst helles, transparentes Glas, ausgenommen die DIFFUSED-Ausführung mit sandgestrahltem Glas. DALI-dimmbare SMART-Version auf Anfrage verfügbar (Leistung 14W - Fluss - 50% lm). Auf Anfrage dimmbare Version (1-10 V) verfügbar.

Integrated 120/240V power supply. Installation brackets, to be ordered separately. Extra clear transparent glass, excluding the DIFFUSE version with sandblasted glass. SMART dimmable DALI version available upon request (power 14W - flux -50% lm). 1-10V dimmable version upon request.

Power Led: 27W - 3338 lm ≠ *FIXT 2739 lm - 2700K/CRI 80 - 120-240V / 27W - 3458 lm ≠ *FIXT 2836 lm - 3000K/CRI 80 - 120-240 / 27W - 3577 lm ≠ *FIXT 2934 lm - 4000K/CRI 80 -120-240V
*FIXT lm = Medium Optic

[2]Quick Install I H2O Stop Fast Connect - Schaltplan Nr.10 S.462 / Wiring diagram n.10 page 462

2700K	3000K	4000K
F021B24D001	F021B34D001	F021B44D001
F021B24D006	F021B34D006	F021B44D006
F021B24D012	F021B34D012	F021B44D012
F021B24D018	F021B34D018	F021B44D018
F021B24D030	F021B34D030	F021B44D030
F021B24D033	F021B34D033	F021B44D033

13° SPOT

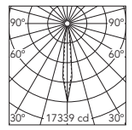

@4000K

Beam Angle:	13°	
h(m)	E(lx)	D(m)
1	17339	0.25
2	4335	0.49
3	1927	0.74
4	1084	0.98
5	694	1.23

[3]Continuous Line I/O H2O Stop Fast Connect - Schaltplan Nr.11 S.462 / Wiring diagram n.11 page 462

2700K	3000K	4000K
F021C24D001	F021C34D001	F021C44D001
F021C24D006	F021C34D006	F021C44D006
F021C24D012	F021C34D012	F021C44D012
F021C24D018	F021C34D018	F021C44D018
F021C24D030	F021C34D030	F021C44D030
F021C24D033	F021C34D033	F021C44D033

[2]Quick Install I H2O Stop Fast Connect - Schaltplan Nr.10 S.462 / Wiring diagram n.10 page 462

2700K	3000K	4000K
F021B28D001	F021B38D001	F021B48D001
F021B28D006	F021B38D006	F021B48D006
F021B28D012	F021B38D012	F021B48D012
F021B28D018	F021B38D018	F021B48D018
F021B28D030	F021B38D030	F021B48D030
F021B28D033	F021B38D033	F021B48D033

29° MEDIUM

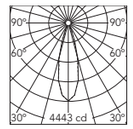

@4000K

Beam Angle:	29°	
h(m)	E(lx)	D(m)
1	4443	0.52
2	1111	1.04
3	494	1.56
4	278	2.08
5	178	2.60

[3]Continuous Line I/O H2O Stop Fast Connect - Schaltplan Nr.11 S.462 / Wiring diagram n.11 page 462

2700K	3000K	4000K
F021C28D001	F021C38D001	F021C48D001
F021C28D006	F021C38D006	F021C48D006
F021C28D012	F021C38D012	F021C48D012
F021C28D018	F021C38D018	F021C48D018
F021C28D030	F021C38D030	F021C48D030
F021C28D033	F021C38D033	F021C48D033

[2]Quick Install I H2O Stop Fast Connect - Schaltplan Nr.10 S.462 / Wiring diagram n.10 page 462

2700K	3000K	4000K
F021B2DD001	F021B3DD001	F021B4DD001
F021B2DD006	F021B3DD006	F021B4DD006
F021B2DD012	F021B3DD012	F021B4DD012
F021B2DD018	F021B3DD018	F021B4DD018
F021B2DD030	F021B3DD030	F021B4DD030
F021B2DD033	F021B3DD033	F021B4DD033

44° FLOOD

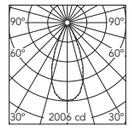

@4000K

Beam Angle:	44°	
h(m)	E(lx)	D(m)
1	2006	0.81
2	501	1.63
3	223	2.44
4	125	3.26
5	80	4.07

[3]Continuous Line I/O H2O Stop Fast Connect - Schaltplan Nr.11 S.462 / Wiring diagram n.11 page 462

2700K	3000K	4000K
F021C2DD001	F021C3DD001	F021C4DD001
F021C2DD006	F021C3DD006	F021C4DD006
F021C2DD012	F021C3DD012	F021C4DD012
F021C2DD018	F021C3DD018	F021C4DD018
F021C2DD030	F021C3DD030	F021C4DD030
F021C2DD033	F021C3DD033	F021C4DD033

[2]Quick Install In H2O Stop Version: Vorinstallierter H2O Stop Plug&Play-Steckverbinder für eine schnell Verbindung (Zubehör für den Anschluss ist separat zu bestellen) / Prewired H2O Stop Plug&Play connector for an easy/rapid connection (connecting accessory to be ordered separately).

[3]Continous Line In/Out H2O Stop Version: Vorinstallierte H2O Stop Plug&Play-Steckverbinder für eine einfache Linienverbindung (Zubehör für den Anschluss ist separat zu bestellen) / Prewired H2O Stop Plug&Play connectors for an easy in line connection (connecting accessory to be ordered separately).

[2]Quick Install I H2O Stop Fast Connect - Schaltplan Nr.10 S.462 / Wiring diagram n.10 page 462

2700K	3000K	4000K
F021B2HD001	F021B3HD001	F021B4HD001
F021B2HD006	F021B3HD006	F021B4HD006
F021B2HD012	F021B3HD012	F021B4HD012
F021B2HD018	F021B3HD018	F021B4HD018
F021B2HD030	F021B3HD030	F021B4HD030
F021B2HD033	F021B3HD033	F021B4HD033

13°+53° ELLIPTICAL

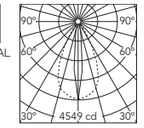

@4000K

Beam Angle:	53°	
h(m)	E(lx)	D(m)
1	4549	0.22
2	1137	0.44
3	505	0.66
4	284	0.88
5	182	1.10

[3]Continuous Line I/O H2O Stop Fast Connect - Schaltplan Nr.11 S.462 / Wiring diagram n.11 page 462

2700K	3000K	4000K
F021C2HD001	F021C3HD001	F021C4HD001
F021C2HD006	F021C3HD006	F021C4HD006
F021C2HD012	F021C3HD012	F021C4HD012
F021C2HD018	F021C3HD018	F021C4HD018
F021C2HD030	F021C3HD030	F021C4HD030
F021C2HD033	F021C3HD033	F021C4HD033

[2]Quick Install I H2O Stop Fast Connect - Schaltplan Nr.10 S.462 / Wiring diagram n.10 page 462

2700K	3000K	4000K
F021B2MD001	F021B3MD001	F021B4MD001
F021B2MD006	F021B3MD006	F021B4MD006
F021B2MD012	F021B3MD012	F021B4MD012
F021B2MD018	F021B3MD018	F021B4MD018
F021B2MD030	F021B3MD030	F021B4MD030
F021B2MD033	F021B3MD033	F021B4MD033

90° DIFFUSED

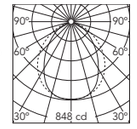

@4000K

Beam Angle:	90°	
h(m)	E(lx)	D(m)
1	848	1.74
2	212	3.49
3	94	5.23
4	53	6.98
5	34	8.72

[3]Continuous Line I/O H2O Stop Fast Connect - Schaltplan Nr.11 S.462 / Wiring diagram n.11 page 462

2700K	3000K	4000K
F021C2MD001	F021C3MD001	F021C4MD001
F021C2MD006	F021C3MD006	F021C4MD006
F021C2MD012	F021C3MD012	F021C4MD012
F021C2MD018	F021C3MD018	F021C4MD018
F021C2MD030	F021C3MD030	F021C4MD030
F021C2MD033	F021C3MD033	F021C4MD033

Outgraze 50 - RGB



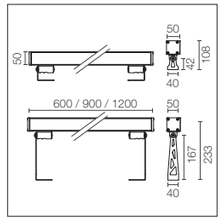

IP 66 · IK 07 · 2,55 Kg L 600 · 3,30 Kg L 900 · 4,31 Kg L 1200 · LED INCL

Stromversorgung (120/240 V) und DMX-RDM-Schnittstelle integriert. Einbauhalterungen sind separat zu bestellen. Sandgestrahltes Glas.

Intergrated 120/240V power supply and DMX-RDM interface. Installation brackets, to be ordered separately. Sandblasted glass.

Power Led: L600: 26W - 120-240V - DMX-RDM interface / L900: 37W - 120-240V - DMX-RDM interface / L1200: 48W - 120-240V - DMX-RDM interface

Schaltplan Nr.12 S.462 / Wiring diagram n.12 page 462

L 600	L 900	L 1200
○ F021MRKJ001	○ F021MRLJ001	○ F021MRMJ001
● F021MRKJ006	● F021MRLJ006	● F021MRMJ006
● F021MRKJ012	● F021MRLJ012	● F021MRMJ012
● F021MRKJ018	● F021MRLJ018	● F021MRMJ018
● F021MRKJ030	● F021MRLJ030	● F021MRMJ030
● F021MRKJ033	● F021MRLJ033	● F021MRMJ033

50° FLOOD

Photometric data on request.

Outgraze 50 - RGBW



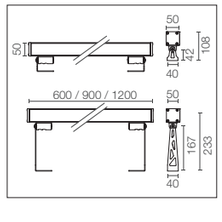

IP 66 · IK 07 · 2,55 Kg L 600 · 3,30 Kg L 900 · 4,31 Kg L 1200 · LED INCL

Stromversorgung (120/240 V) und DMX-RDM-Schnittstelle integriert. Einbauhalterungen sind separat zu bestellen. Sandgestrahltes Glas.

Intergrated 120/240V power supply and DMX-RDM interface. Installation brackets, to be ordered separately. Sandblasted glass.

Power Led: L600: 24W - 120-240V - DMX-RDM interface / L900: 33W - 120-240V - DMX-RDM interface / L1200: 43W 120-240V - DMX-RDM interface

Schaltplan Nr.12 S.462 / Wiring diagram n.12 page 462

L 600	L 900	L 1200
○ F021MWKJ001	○ F021MWLJ001	○ F021MWMJ001
● F021MWKJ006	● F021MWLJ006	● F021MWMJ006
● F021MWKJ012	● F021MWLJ012	● F021MWMJ012
● F021MWKJ018	● F021MWLJ018	● F021MWMJ018
● F021MWKJ030	● F021MWLJ030	● F021MWMJ030
● F021MWKJ033	● F021MWLJ033	● F021MWMJ033

50° FLOOD

Photometric data on request.

Outgraze 50 - Tunable White DALI 2700K÷5700K



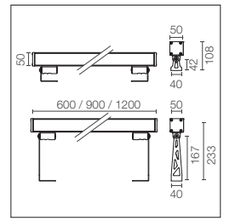

IP 66 · IK 07 · 2,55 Kg L 600 · 3,30 Kg L 900 · 4,31 Kg L 1200 · LED INCL

Stromquelle 120/240 V DALI integriert. Einbauhalterungen sind separat zu bestellen. Sandgestrahltes Glas.

120/240V DALI intergrated power supply. Installation brackets, to be ordered separately. Sandblasted glass.

Power Led: L600: 13W - 1413 lm ≠ FIXT 722 lm - 2700K/CRI 80 - 120-240V / L900: 18,5W - 1669 lm ≠ FIXT 1082 lm - 2700K/CRI 80 - 120-240V / L1200: 23W - 2826 lm ≠ FIXT 1443 lm - 2700K/CRI 80 - 120-240V

[2]Quick Install I H2O Stop Fast Connect - Schaltplan Nr.10 S.462 / Wiring diagram n.10 page 462

L 600

○ F021PTKD001
● F021PTKD006
● F021PTKD012
● F021PTKD018
● F021PTKD030
● F021PTKD033

50° FLOOD

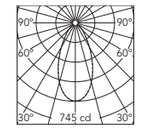

Beam Angle:	50°
h(m)	E(lx) D(m)
1	745 0.94
2	186 1.88
3	83 2.82
4	47 3.77
5	30 4.71

@4000K

[3]Continuous Line I/O H2O Stop Fast Connect - Schaltplan Nr.11 S.462 / Wiring diagram n.11 page 462

L 600

○ F021QTKD001
● F021QTKD006
● F021QTKD012
● F021QTKD018
● F021QTKD030
● F021QTKD033

[2]Quick Install I H2O Stop Fast Connect - Schaltplan Nr.10 S.462 / Wiring diagram n.10 page 462

L 900

○ F021PTLD001
● F021PTLD006
● F021PTLD012
● F021PTLD018
● F021PTLD030
● F021PTLD033

50° FLOOD

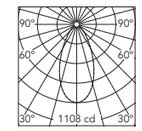

Beam Angle:	50°
h(m)	E(lx) D(m)
1	1108 0.94
2	277 1.88
3	123 2.82
4	69 3.77
5	44 4.71

@4000K

[3]Continuous Line I/O H2O Stop Fast Connect - Schaltplan Nr.11 S.462 / Wiring diagram n.11 page 462

L 900

○ F021QTLD001
● F021QTLD006
● F021QTLD012
● F021QTLD018
● F021QTLD030
● F021QTLD033

[2]Quick Install I H2O Stop Fast Connect - Schaltplan Nr.10 S.462 / Wiring diagram n.10 page 462

L 1200

○ F021PTMD001
● F021PTMD006
● F021PTMD012
● F021PTMD018
● F021PTMD030
● F021PTMD033

50° FLOOD

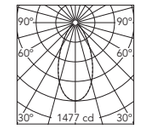

Beam Angle:	50°
h(m)	E(lx) D(m)
1	1477 0.94
2	369 1.88
3	164 2.82
4	92 3.77
5	59 4.71

@4000K

[3]Continuous Line I/O H2O Stop Fast Connect - Schaltplan Nr.11 S.462 / Wiring diagram n.11 page 462

L 1200

○ F021QTMD001
● F021QTMD006
● F021QTMD012
● F021QTMD018
● F021QTMD030
● F021QTMD033

[2]Quick Install In H2O Stop Version: Vorinstallierter H2O Stop Plug&Play-Steckverbinder für eine schnell Verbindung (Zubehör für den Anschluss ist separat zu bestellen) / Prewired H2O Stop Plug&Play connector for an easy/rapid connection (connecting accessory to be ordered separately).

[3]Continous Line In/Out H2O Stop Version: Vorinstallierte H2O Stop Plug&Play-Steckverbinder für eine einfache Linienverbindung (Zubehör für den Anschluss ist separat zu bestellen) / Prewired H2O Stop Plug&Play connectors for an easy in line connection (connecting accessory to be ordered separately).

Outgraze 50 Easy L 300 - Non Dimmable



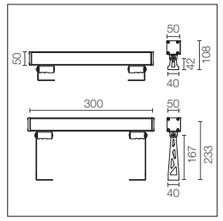

IK 07 | IP 66 | 0.80 Kg | LED INCL

Stromquelle
220/240 V integriert.
Einbauhalterungen sind separat zu bestellen.
Sandgestrahltes Glas.

Integrated 220/240V power supply. Installation brackets, to be ordered separately.
Sandblasted glass.

Mid-power Led: 8W - 806 lm ≠ FIXT 310 lm - 2700K/CRI 80 - 220-240V / 8W - 876 lm ≠ FIXT 337 lm - 3000K/CRI 80 - 220-240V / 8W - 946 lm ≠ FIXT 364 lm - 4000K/CRI 80 - 220-240V

[1]**Standard** - Schaltplan Nr.7 S.461 / Wiring diagram n.7 page 461

2700K	3000K	4000K
○ F021G2JA001	○ F021G3JA001	○ F021G4JA001
● F021G2JA006	● F021G3JA006	● F021G4JA006
● F021G2JA012	● F021G3JA012	● F021G4JA012
● F021G2JA018	● F021G3JA018	● F021G4JA018
● F021G2JA030	● F021G3JA030	● F021G4JA030
● F021G2JA033	● F021G3JA033	● F021G4JA033

90° DIFFUSED

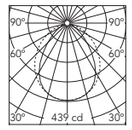

@4000K

Beam Angle:		90°
h(m)	E(lx)	D(m)
1	439	1.67
2	110	3.34
3	49	5.00
4	27	6.67
5	18	8.34

[2]**Quick Install I H2O Stop Fast Connect** - Schaltplan Nr.8 S.461 / Wiring diagram n.8 page 461

2700K	3000K	4000K
○ F021H2JA001	○ F021H3JA001	○ F021H4JA001
● F021H2JA006	● F021H3JA006	● F021H4JA006
● F021H2JA012	● F021H3JA012	● F021H4JA012
● F021H2JA018	● F021H3JA018	● F021H4JA018
● F021H2JA030	● F021H3JA030	● F021H4JA030
● F021H2JA033	● F021H3JA033	● F021H4JA033

Outgraze 50 Easy L 600 - Non Dimmable



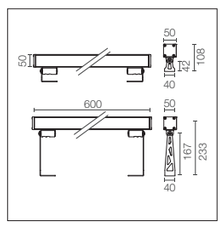

IK 07 | IP 66 | 1,65 Kg | LED INCL

Stromquelle
220/240 V integriert.
Einbauhalterungen sind separat zu bestellen.
Sandgestrahltes Glas.

Integrated 220/240V power supply. Installation brackets, to be ordered separately.
Sandblasted glass.

Mid-power Led: 14,5W - 1612 lm ≠ FIXT 620 lm - 2700K/CRI 80 - 220-240V / 14,5W - 1752 lm ≠ FIXT 674 lm - 3000K/CRI 80 - 220-240V / 14,5W - 1892 lm ≠ FIXT 728 lm - 4000K/CRI 80 - 220-240V

[1]**Standard** - Schaltplan Nr.7 S.461 / Wiring diagram n.7 page 461

2700K	3000K	4000K
○ F021G2KA001	○ F021G3KA001	○ F021G4KA001
● F021G2KA006	● F021G3KA006	● F021G4KA006
● F021G2KA012	● F021G3KA012	● F021G4KA012
● F021G2KA018	● F021G3KA018	● F021G4KA018
● F021G2KA030	● F021G3KA030	● F021G4KA030
● F021G2KA033	● F021G3KA033	● F021G4KA033

90° DIFFUSED

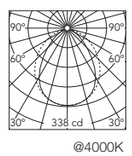

@4000K

Beam Angle:		90°
h(m)	E(lx)	D(m)
1	338	1.67
2	85	3.34
3	38	5.00
4	21	6.67
5	14	8.34

[2]**Quick Install I H2O Stop Fast Connect** - Schaltplan Nr.8 S.461 / Wiring diagram n.8 page 461

2700K	3000K	4000K
○ F021H2KA001	○ F021H3KA001	○ F021H4KA001
● F021H2KA006	● F021H3KA006	● F021H4KA006
● F021H2KA012	● F021H3KA012	● F021H4KA012
● F021H2KA018	● F021H3KA018	● F021H4KA018
● F021H2KA030	● F021H3KA030	● F021H4KA030
● F021H2KA033	● F021H3KA033	● F021H4KA033

[3]**Continuous Line I/O H2O Stop Fast Connect** - Schaltplan Nr.9 S.461 / Wiring diagram n.9 page 461

2700K	3000K	4000K
○ F021J2KA001	○ F021J3KA001	○ F021J4KA001
● F021J2KA006	● F021J3KA006	● F021J4KA006
● F021J2KA012	● F021J3KA012	● F021J4KA012
● F021J2KA018	● F021J3KA018	● F021J4KA018
● F021J2KA030	● F021J3KA030	● F021J4KA030
● F021J2KA033	● F021J3KA033	● F021J4KA033

[1]Standard Version: Ausgangskabelstück mit 1000 mm Länge (Zubehör für den Anschluss ist separat zu bestellen) / 1000 mm lenght prewired cable (connecting accessory to be separately ordered).

[2]Quick Install In H2O Stop Version: Vorinstallierter H2O Stop Plug&Play-Steckverbinder für eine schnell Verbindung (Zubehör für den Anschluss ist separat zu bestellen) / Prewired H2O Stop Plug&Play connector for an easy/rapid connection (connecting accessory to be ordered separately).

[3]Continous Line In/Out H2O Stop Version: Vorinstallierte H2O Stop Plug&Play-Steckverbinder für eine einfache Linienverbindung (Zubehör für den Anschluss ist separat zu bestellen) / Prewired H2O Stop Plug&Play connectors for an easy in line connection (connecting accessory to be ordered separately).

Outgraze 50 Easy L 900 - Non Dimmable



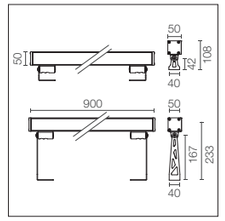

IK 07 | IP 66 | 3.30 Kg | LED INCL

Stromquelle
220/240 V integriert.
Einbauhalterungen sind separat zu bestellen.
Sandgestrahltes Glas.

Integrated 220/240V power supply. Installation brackets, to be ordered separately.
Sandblasted glass.

Mid-power Led: 20W - 2418 lm ≠ FIXT 930 lm - 2700K/CRI 80 - 220-240V / 20W - 2628 lm ≠ FIXT 1011 lm - 3000K/CRI 80 - 220-240V / 20W - 2839 lm ≠ FIXT 1092 lm - 4000K/CRI 80 - 220-240V

[1]**Standard** - Schaltplan Nr.7 S.461 / Wiring diagram n.7 page 461

2700K	3000K	4000K
○ F021G2LA001	○ F021G3LA001	○ F021G4LA001
● F021G2LA006	● F021G3LA006	● F021G4LA006
● F021G2LA012	● F021G3LA012	● F021G4LA012
● F021G2LA018	● F021G3LA018	● F021G4LA018
● F021G2LA030	● F021G3LA030	● F021G4LA030
● F021G2LA033	● F021G3LA033	● F021G4LA033

90° DIFFUSED

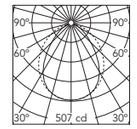

@4000K

Beam Angle:		90°
h(m)	E(lx)	D(m)
1	507	1.67
2	127	3.34
3	56	5.00
4	32	6.67
5	20	8.34

[2]**Quick Install I H2O Stop Fast Connect** - Schaltplan Nr.8 S.461 / Wiring diagram n.8 page 461

2700K	3000K	4000K
○ F021H2LA001	○ F021H3LA001	○ F021H4LA001
● F021H2LA006	● F021H3LA006	● F021H4LA006
● F021H2LA012	● F021H3LA012	● F021H4LA012
● F021H2LA018	● F021H3LA018	● F021H4LA018
● F021H2LA030	● F021H3LA030	● F021H4LA030
● F021H2LA033	● F021H3LA033	● F021H4LA033

[3]**Continuous Line I/O H2O Stop Fast Connect** - Schaltplan Nr.9 S.461 / Wiring diagram n.9 page 461

2700K	3000K	4000K
○ F021J2LA001	○ F021J3LA001	○ F021J4LA001
● F021J2LA006	● F021J3LA006	● F021J4LA006
● F021J2LA012	● F021J3LA012	● F021J4LA012
● F021J2LA018	● F021J3LA018	● F021J4LA018
● F021J2LA030	● F021J3LA030	● F021J4LA030
● F021J2LA033	● F021J3LA033	● F021J4LA033

Outgraze 50 Easy L 1200 - Non Dimmable



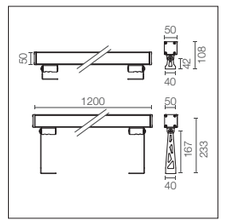

IK 07 | IP 66 | 4,31 Kg | LED INCL

Stromquelle
220/240 V integriert.
Einbauhalterungen sind separat zu bestellen.
Sandgestrahltes Glas.

Integrated 220/240V power supply. Installation brackets, to be ordered separately.
Sandblasted glass.

Mid-power Led: 27W - 3224 lm ≠ FIXT 1240 lm - 2700K/CRI 80 - 220-240V / 27W - 3505 lm ≠ FIXT 1348 lm - 3000K/CRI 80 - 220-240V / 27W - 3785 lm ≠ FIXT 1456 lm - 4000K/CRI 80 - 220-240V

[1]**Standard** - Schaltplan Nr.7 S.461 / Wiring diagram n.7 page 461

2700K	3000K	4000K
○ F021G2MA001	○ F021G3MA001	○ F021G4MA001
● F021G2MA006	● F021G3MA006	● F021G4MA006
● F021G2MA012	● F021G3MA012	● F021G4MA012
● F021G2MA018	● F021G3MA018	● F021G4MA018
● F021G2MA030	● F021G3MA030	● F021G4MA030
● F021G2MA033	● F021G3MA033	● F021G4MA033

90° DIFFUSED

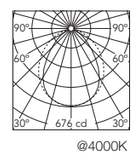

@4000K

Beam Angle:		90°
h(m)	E(lx)	D(m)
1	676	1.67
2	169	3.34
3	75	5.00
4	42	6.67
5	27	8.34

[2]**Quick Install I H2O Stop Fast Connect** - Schaltplan Nr.8 S.461 / Wiring diagram n.8 page 461

2700K	3000K	4000K
○ F021H2MA001	○ F021H3MA001	○ F021H4MA001
● F021H2MA006	● F021H3MA006	● F021H4MA006
● F021H2MA012	● F021H3MA012	● F021H4MA012
● F021H2MA018	● F021H3MA018	● F021H4MA018
● F021H2MA030	● F021H3MA030	● F021H4MA030
● F021H2MA033	● F021H3MA033	● F021H4MA033

[3]**Continuous Line I/O H2O Stop Fast Connect** - Schaltplan Nr.9 S.461 / Wiring diagram n.9 page 461

2700K	3000K	4000K
○ F021J2MA001	○ F021J3MA001	○ F021J4MA001
● F021J2MA006	● F021J3MA006	● F021J4MA006
● F021J2MA012	● F021J3MA012	● F021J4MA012
● F021J2MA018	● F021J3MA018	● F021J4MA018
● F021J2MA030	● F021J3MA030	● F021J4MA030
● F021J2MA033	● F021J3MA033	● F021J4MA033

Outgraze 50 Easy L 600 - Dimmable DALI



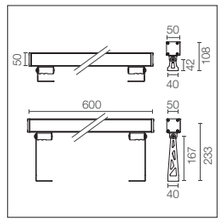

IK 07 | IP 66 | 1,65 Kg | LED INCL

Stromquelle
120/240 V integriert.
Einbauhalterungen sind separat zu bestellen.
Sandgestrahltes Glas.

Integrated 120/240V power supply. Installation brackets, to be ordered separately.
Sandblasted glass.

Mid-power Led: 14,5W - 1440 lm ≠ FIXT 1106 lm - 2700K/CRI 80 - 120-240V / 14,5W - 1560 lm ≠ FIXT 1198 lm - 3000K/CRI 80 - 120-240V / 14,5W - 1680 lm ≠ FIXT 1290 lm - 4000K/CRI 80 - 120-240V

[2]Quick Install I H2O Stop Fast Connect - Schaltplan Nr.10 S.462 / Wiring diagram n.10 page 462

2700K	3000K	4000K
○ F021G2KD001	○ F021G3KD001	○ F021G4KD001
● F021G2KD006	● F021G3KD006	● F021G4KD006
● F021G2KD012	● F021G3KD012	● F021G4KD012
● F021G2KD018	● F021G3KD018	● F021G4KD018
● F021G2KD030	● F021G3KD030	● F021G4KD030
● F021G2KD033	● F021G3KD033	● F021G4KD033

90° DIFFUSED

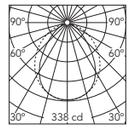

@4000K

Beam Angle:	90°	
h(m)	E(lx)	D(m)
1	338	1.67
2	85	3.34
3	38	5.00
4	21	6.67
5	14	8.34

[3]Continuous Line I/O H2O Stop Fast Connect - Schaltplan Nr.11 S.462 / Wiring diagram n.11 page 462

2700K	3000K	4000K
○ F021J2KD001	○ F021J3KD001	○ F021J4KD001
● F021J2KD006	● F021J3KD006	● F021J4KD006
● F021J2KD012	● F021J3KD012	● F021J4KD012
● F021J2KD018	● F021J3KD018	● F021J4KD018
● F021J2KD030	● F021J3KD030	● F021J4KD030
● F021J2KD033	● F021J3KD033	● F021J4KD033

Outgraze 50 Easy L 900 - Dimmable DALI



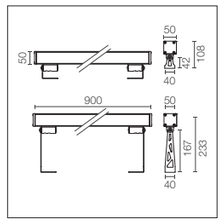

IK 07 | IP 66 | 3,30 Kg | LED INCL

Stromquelle
120/240 V integriert.
Einbauhalterungen sind separat zu bestellen.
Sandgestrahltes Glas.

Integrated 120/240V power supply. Installation brackets, to be ordered separately.
Sandblasted glass.

Mid-power Led: 20W - 2418 lm ≠ FIXT 930 lm - 2700K/CRI 80 - 120-240V / 20W - 2628 lm ≠ FIXT 1011 lm - 3000K/CRI 80 - 120-240V / 20W - 2839 lm ≠ FIXT 1092 lm - 4000K/CRI 80 -120-240V

[2]Quick Install I H2O Stop Fast Connect - Schaltplan Nr.10 S.462 / Wiring diagram n.10 page 462

2700K	3000K	4000K
○ F021G2LD001	○ F021G3LD001	○ F021G4LD001
● F021G2LD006	● F021G3LD006	● F021G4LD006
● F021G2LD012	● F021G3LD012	● F021G4LD012
● F021G2LD018	● F021G3LD018	● F021G4LD018
● F021G2LD030	● F021G3LD030	● F021G4LD030
● F021G2LD033	● F021G3LD033	● F021G4LD033

90° DIFFUSED

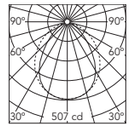

@4000K

Beam Angle:	90°	
h(m)	E(lx)	D(m)
1	507	1.67
2	127	3.34
3	56	5.00
4	32	6.67
5	20	8.34

[3]Continuous Line I/O H2O Stop Fast Connect - Schaltplan Nr.11 S.462 / Wiring diagram n.11 page 462

2700K	3000K	4000K
○ F021J2LD001	○ F021J3LD001	○ F021J4LD001
● F021J2LD006	● F021J3LD006	● F021J4LD006
● F021J2LD012	● F021J3LD012	● F021J4LD012
● F021J2LD018	● F021J3LD018	● F021J4LD018
● F021J2LD030	● F021J3LD030	● F021J4LD030
● F021J2LD033	● F021J3LD033	● F021J4LD033

[2]Quick Install In H2O Stop Version: Vorinstallierter H2O Stop Plug&Play-Steckverbinder für eine schnell Verbindung (Zubehör für den Anschluss ist separat zu bestellen) / Prewired H2O Stop Plug&Play connector for an easy/rapid connection (connecting accessory to be ordered separately).

[3]Continous Line In/Out H2O Stop Version: Vorinstallierte H2O Stop Plug&Play-Steckverbinder für eine einfache Linienverbindung (Zubehör für den Anschluss ist separat zu bestellen) / Prewired H2O Stop Plug&Play connectors for an easy in line connection (connecting accessory to be ordered separately).

Outgraze 50 Easy L 1200 - Dimmable DALI



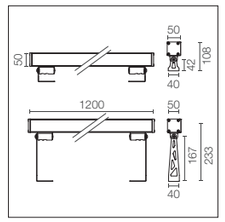

IK 07 | IP 66 | 4,31 Kg | LED INCL

Stromquelle
120/240 V integriert.
Einbauhalterungen sind separat zu bestellen.
Sandgestrahltes Glas.

Integrated 120/240V power supply. Installation brackets, to be ordered separately.
Sandblasted glass.

Power Led: 27W - 3224 lm ≠ FIXT 1240 lm - 2700K/CRI 80 - 120-240V / 27W - 3505 lm ≠ FIXT 1348 lm - 3000K/CRI 80 - 120-240V / 27W - 3785 lm ≠ FIXT 1456 lm - 4000K/CRI 80 -120-240V

[2]Quick Install I H2O Stop Fast Connect - Schaltplan Nr.10 S.462 / Wiring diagram n.10 page 462

2700K	3000K	4000K
○ F021G2MD001	○ F021G3MD001	○ F021G4MD001
● F021G2MD006	● F021G3MD006	● F021G4MD006
● F021G2MD012	● F021G3MD012	● F021G4MD012
● F021G2MD018	● F021G3MD018	● F021G4MD018
● F021G2MD030	● F021G3MD030	● F021G4MD030
● F021G2MD033	● F021G3MD033	● F021G4MD033

90° DIFFUSED

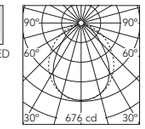

@4000K

Beam Angle:	90°	
h(m)	E(lx)	D(m)
1	676	1.67
2	169	3.34
3	75	5.00
4	42	6.67
5	27	8.34

[3]Continuous Line I/O H2O Stop Fast Connect - Schaltplan Nr.11 S.462 / Wiring diagram n.11 page 462

2700K	3000K	4000K
○ F021J2MD001	○ F021J3MD001	○ F021J4MD001
● F021J2MD006	● F021J3MD006	● F021J4MD006
● F021J2MD012	● F021J3MD012	● F021J4MD012
● F021J2MD018	● F021J3MD018	● F021J4MD018
● F021J2MD030	● F021J3MD030	● F021J4MD030
● F021J2MD033	● F021J3MD033	● F021J4MD033

[2]Quick Install In H2O Stop Version: Vorinstallierter H2O Stop Plug&Play-Steckverbinder für eine schnell Verbindung (Zubehör für den Anschluss ist separat zu bestellen) / Prewired H2O Stop Plug&Play connector for an easy/rapid connection (connecting accessory to be ordered separately).

[3]Continous Line In/Out H2O Stop Version: Vorinstallierte H2O Stop Plug&Play-Steckverbinder für eine einfache Linienverbindung (Zubehör für den Anschluss ist separat zu bestellen) / Prewired H2O Stop Plug&Play connectors for an easy in line connection (connecting accessory to be ordered separately).

Outgraze 50 Easy - Tunable White DALI 2700K÷5700K



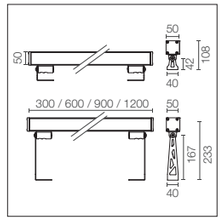

CE | III | IK 07 | IP 66 | 1,65 Kg L 300 | 2,55 Kg L 600 | 3,30 Kg L 900 | 4,31 Kg L 1200 | LED INCL

Fernspeisung 24 V und Einbauhalterungen separat zu bestellen.
Sandgestrahltes Glas.

24V remote power supply and installation brackets to be ordered separately.
Sandblasted glass.

Mid-power Led: L300: 6,5W - 572 lm ≠ FIXT 220 lm - 2700K/CRI 80 - 24V / L600: 11W - 1143 lm ≠ FIXT 440 lm - 2700K/CRI 80 - 24V / L900: 16W - 1715 lm ≠ FIXT 660 lm - 2700K/CRI 80 - 24V / L1200: 21W - 2286 lm ≠ FIXT 879 lm - 2700K/CRI 80 - 24V

[2]Quick Install I H2O Stop Fast Connect - Schaltplan Nr.13 S.463 / Wiring diagram n.13 page 463

L 300

- ○ F021KTJD001
- ● F021KTJD006
- ● F021KTJD012
- ● F021KTJD018
- ● F021KTJD030
- ● F021KTJD033

100° DIFFUSED

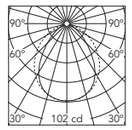

Beam Angle:		100°
h(m)	E(lx)	D(m)
1	102	1.67
2	26	3.34
3	12	5.00
4	7	6.67
5	4	8.34

@4000K

[2]Quick Install I H2O Stop Fast Connect - Schaltplan Nr.13 S.463 / Wiring diagram n.13 page 463

L 600

- ○ F021KTKD001
- ● F021KTKD006
- ● F021KTKD012
- ● F021KTKD018
- ● F021KTKD030
- ● F021KTKD033

100° DIFFUSED

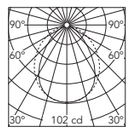

Beam Angle:		100°
h(m)	E(lx)	D(m)
1	204	1.67
2	51	3.34
3	23	5.00
4	13	6.67
5	8	8.34

@4000K

[3]Continuous Line I/O H2O Stop Fast Connect - Schaltplan Nr.14 S.463 / Wiring diagram n.14 page 463

L 600

- ○ F021LTKD001
- ● F021LTKD006
- ● F021LTKD012
- ● F021LTKD018
- ● F021LTKD030
- ● F021LTKD033

[2]Quick Install I H2O Stop Fast Connect - Schaltplan Nr.13 S.463 / Wiring diagram n.13 page 463

L 900

- ○ F021KTLD001
- ● F021KTLD006
- ● F021KTLD012
- ● F021KTLD018
- ● F021KTLD030
- ● F021KTLD033

100° DIFFUSED

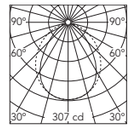

Beam Angle:		100°
h(m)	E(lx)	D(m)
1	307	1.67
2	77	3.34
3	34	5.00
4	19	6.67
5	12	8.34

@4000K

[3]Continuous Line I/O H2O Stop Fast Connect - Schaltplan Nr.14 S.463 / Wiring diagram n.14 page 463

L 900

- ○ F021LTLD001
- ● F021LTLD006
- ● F021LTLD012
- ● F021LTLD018
- ● F021LTLD030
- ● F021LTLD033

[2]Quick Install I H2O Stop Fast Connect - Schaltplan Nr.13 S.463 / Wiring diagram n.13 page 463

L 1200

- ○ F021KTMD001
- ● F021KTMD006
- ● F021KTMD012
- ● F021KTMD018
- ● F021KTMD030
- ● F021KTMD033

100° DIFFUSED

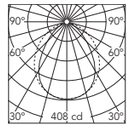

Beam Angle:		100°
h(m)	E(lx)	D(m)
1	408	1.67
2	102	3.34
3	45	5.00
4	26	6.67
5	16	8.34

@4000K

[3]Continuous Line I/O H2O Stop Fast Connect - Schaltplan Nr.14 S.463 / Wiring diagram n.14 page 463

L 1200

- ○ F021LTMD001
- ● F021LTMD006
- ● F021LTMD012
- ● F021LTMD018
- ● F021LTMD030
- ● F021LTMD033

[2]Quick Install In H2O Stop Version: Vorinstallierter H2O Stop Plug&Play-Steckverbinder für eine schnell Verbindung (Zubehör für den Anschluss ist separat zu bestellen) / Prewired H2O Stop Plug&Play connector for an easy/rapid connection (connecting accessory to be ordered separately).

[3]Continous Line In/Out H2O Stop Version: Vorinstallierte H2O Stop Plug&Play-Steckverbinder für eine einfache Linienverbindung (Zubehör für den Anschluss ist separat zu bestellen) / Prewired H2O Stop Plug&Play connectors for an easy in line connection (connecting accessory to be ordered separately).

Outgraze 50

Zubehör für alle Versionen / Accessories for all versions

Paar kurze Halterungen L 80 mm.	One pair of short brackets L 80 mm.	○ F1203001 ● F1203006 ● F1203012 ● F1203018 ● F1203030 ● F1203033	
Paar lange Halterungen L 200 mm.	One pair of long brackets L 200 mm.	○ F1204001 ● F1204006 ● F1204012 ● F1204018 ● F1204030 ● F1204033	
Verbindungssystem, IP68, 2-Wege-H2O-Antikondensat, 4-polig, (ø5,5÷12mm Kabel).	2 way terminal block 4 poles IP68 H2O Stop. (ø5,5÷12mm cable).	F990C00A000	 
Verbindungssystem, IP68, 3/4-Wege-H2O-Antikondensat, 4-polig, (ø5,5÷12mm Kabel).	3/4 way terminal block 4 poles IP68 H2O Stop. (ø5,5÷12mm cable).	F990C010000	
5-poliger Steckersatz mit fliegendem Stecker + EU-Stecker IP68.	Connector kit 5-pole flying socket + EU plug IP68.	F990C080000	
Kappe für Einbaustecker (auf dem Produkt), 4-5-polig.	Cap for panel (on the fixtures) plug connector 4-5 poles.	F021Z070000	

Outgraze 50

Zubehör für die Versionen Non Dimmable (220-240V) und Easy Non Dimmable (220-240V) / Accessories for Non Dimmable (220-240V) and Easy Non Dimmable (220-240V) versions

4-poliger Plug&Play-Steckverbinder.	Plug&play connector 4 poles.	F021Z010000	
Doppelter 4-poliger Plug&Play-Steckverbinder + Kabel L 600 mm.	Double plug&play connector 4 poles + cable 600 mm lenght.	F021Z020000	
4-poliger Plug&Play-Steckverbinder + Kabel L 5000 mm.	Plug&play connector 4 poles + cable 5000 mm lenght.	F021Z030000	

Outgraze 50

Zubehör für die Versionen Quick Install I H2O Stop, Continuous Line I/O H2O Stop und Easy Tunable White (24V) / Accessories for Quick Install I H2O Stop, Continuous Line I/O H2O Stop and Easy Tunable White (24V) versions

4-poliger Plug&Play-Steckverbinder.	Plug&play connector 4 poles.	F021Z010000	
Doppelter 4-poliger Plug&Play-Steckverbinder + Kabel L 600 mm. Klasse III.	Double plug&play connector 4 poles + cable 600 mm lenght. Class III.	F021Z090000	
4-poliger Plug&Play-Steckverbinder + Kabel L 5000 mm. Klasse III.	Plug&play connector 4 poles + cable 5000 mm lenght. Class III.	F021Z100000	

Outgraze 50

Zubehör für die Versionen Quick Install I H2O Stop, Continuous Line I/O H2O Stop Dimmable DALI, Easy Dimmable und Tunable White DALI (120-240V) / Accessories for Quick Install I H2O Stop, Continuous Line I/O H2O Stop Dimmable DALI, Easy Dimmable and Tunable White DALI (120-240V) versions

5-poliger Plug&Play-Steckverbinder.	Plug&play connector 5 poles.	F021Z040000	
5-poliger Plug&Play-Steckverbinder + Kabel L 5000 mm.	Plug&play connector 5 poles + cable 5000 mm lenght.	F021Z060000	
Doppelter 5-poliger Plug&Play-Steckverbinder + Kabel L 600 mm.	Double plug&play connector 5 poles + cable 600 mm lenght.	F021Z050000	
4-Wege-Abzweigdose 5-polig, IP68 (6-14 mm-Kabel).	4 way junction box 5 poles IP68 (6-14 mm cables).	F990C030000	

Outgraze 50

Stromversorgungen für Easy Tunable White DALI (24V)-Version / Powers supplies for Easy Tunable White DALI (24V) version

Netzgerät für den Ferneinbau 24V DC 50W / 120-240V IP67 Klasse II selv.	Power supply for remote installation 24V DC 50W / 120-240V IP67 Class II selv.	RF25755		
Netzgerät für den Ferneinbau 24V DC 70W / 220-240V IP67 Klasse II selv.	Power supply for remote installation 24V DC 70W / 220-240V IP67 Class II selv.	RF25749		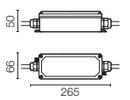
Netzgerät für den Ferneinbau 24V DC 96W / 120-240V IP67 Klasse II selv.	Power supply for remote installation 24V DC 96W / 120-240V IP67 Class II selv.	RF25756		

Outgraze 50

Zubehör für die RGB-RGBW-Verwaltung / Accessories for RGB-RGBW management

DMX-Controller; Dimmer-Schalter für Einbaudose. (60 mm Lochmitte).	DMX controller; dimmer switch for recessed box (60mm hole centres).	F990B10A000		
DMX Controller; Stand-Alone/PC-Schnittstelle.	DMX controller; stand-alone/pc interface.	F990B11A000		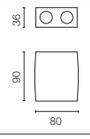
DMX-Verteiler 512 - elektronisches Gerät zur Regenerierung des monodirektionalen DMX-Signal. 1 Eingang und 7 Ausgänge, 12-24 V Gleichstrom. Stromversorgung nicht enthalten.	DMX splitter 512 - electronic device to regenerate the monodirectional DMX signal 1 Input and 7 output, 12-24Vdc. Power supply not included.	F990B13A000		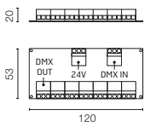
Netzgerät 24V 10W / 110-240V IP20 Klasse II selv.	Power supply 24V 10W /110-240V IP20 Class II selv.	RF25747		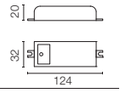
Geschirmtes DMX-Kabel mit konstantem Widerstand (110 Ohm).	DMX cable - shielded twisted pair with 110 Ohm constant impedance.	F990B12A000		

Outgraze 50

Non Dimmable and Easy Non Dimmable versions

Schaltplan Nr.7 / Wiring diagram n.7

Standard: Ausgangskabelstück mit 1000 mm Länge (Zubehör für den Anschluss ist separat zu bestellen) / 1000 mm lenght prewired cable (connecting accessory to be separately ordered)

220-240V

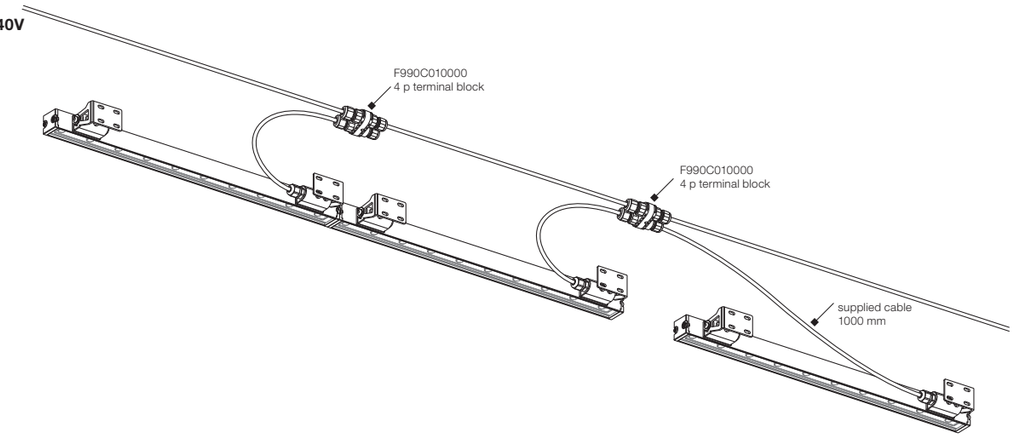

Schaltplan Nr.8 / Wiring diagram n.8

Quick Install I H2O Stop Fast Connect: Vorinstallierter H2O Stop Plug&Play-Steckverbinder für eine schnell Verbindung (Zubehör für den Anschluss ist separat zu bestellen) / Prewired H2O Stop Plug&Play connector for an easy/rapid connection (connecting accessory to be ordered separately)

220-240V

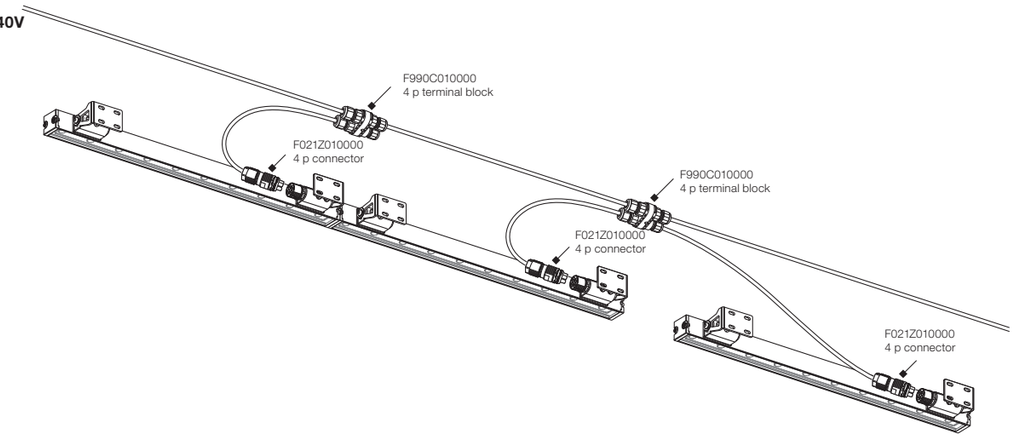

Schaltplan Nr.9 / Wiring diagram n.9

Continous Line I/O H2O Stop Fast Connect: Vorinstallierte H2O Stop Plug&Play-Steckverbinder für eine einfache Linienverbindung (Zubehör für den Anschluss ist separat zu bestellen) / Prewired H2O Stop Plug&Play connectors for an easy in line connection (connecting accessory to be ordered separately)

220-240V

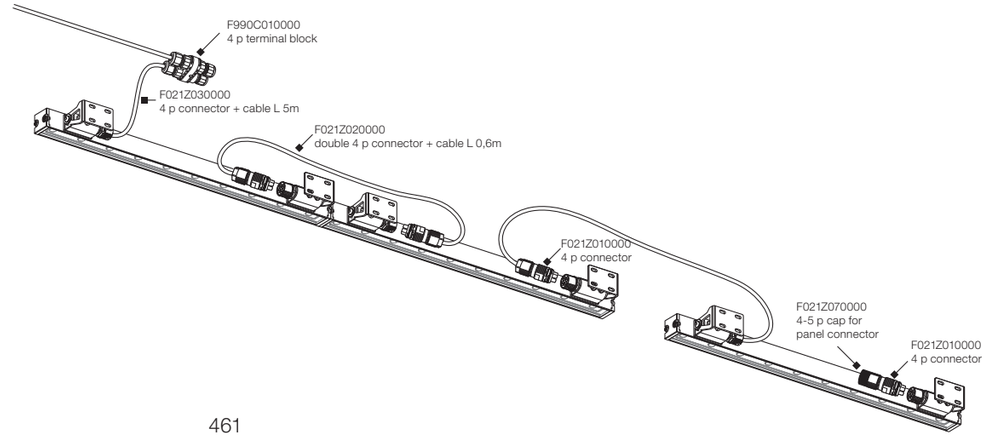

Standard Dimmable versions and Tunable White (120-240V) and Dimmable Easy versions

For Dimmable and Tunable White versions

Schaltplan Nr.10 / Wiring diagram n.10

Quick Install I H2O Stop: Vorinstallierter H2O Stop Plug&Play-Steckverbinder für eine schnell Verbindung (Zubehör für den Anschluss ist separat zu bestellen) / Prewired H2O Stop Plug&Play connector for an easy/rapid connection (connecting accessory to be ordered separately)

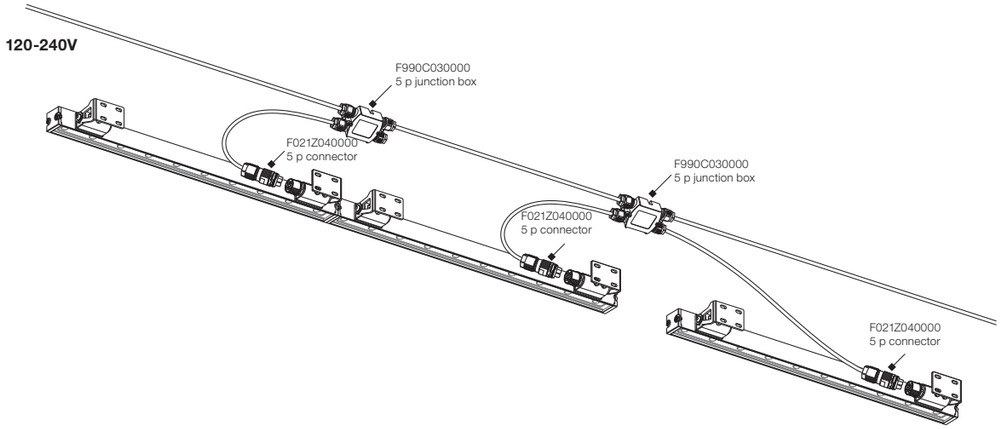

For Dimmable and Tunable White versions

Schaltplan Nr.11 / Wiring diagram n.11

Continous Line I/O H2O Stop Fast Connect: Vorinstallierte H2O Stop Plug&Play-Steckverbinder für eine einfache Linienverbindung (Zubehör für den Anschluss ist separat zu bestellen) / Prewired H2O Stop Plug&Play connectors for an easy in line connection (connecting accessory to be ordered separately)

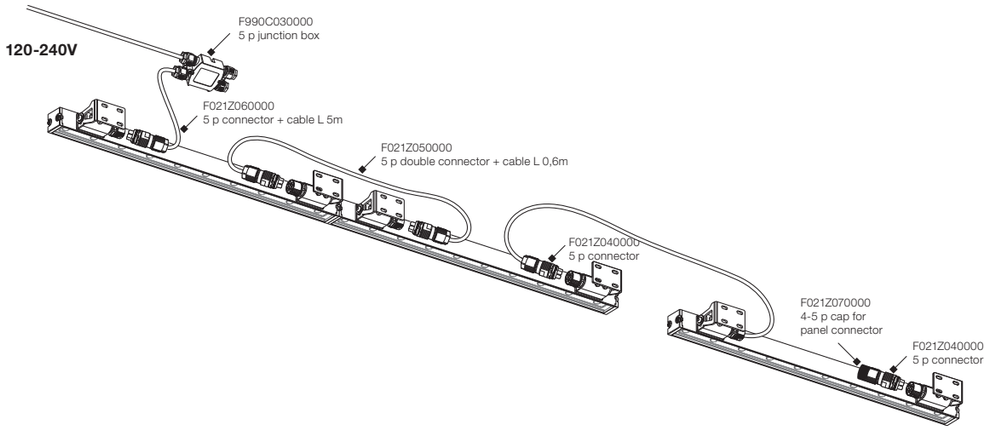

For RGB-RGBW versions

Schaltplan Nr.12 / Wiring diagram n.12

Vorinstallierte Plug&Play-Steckverbinder mit IP68-Schutzklasse / Prewired IP68 Plug&Play connectors

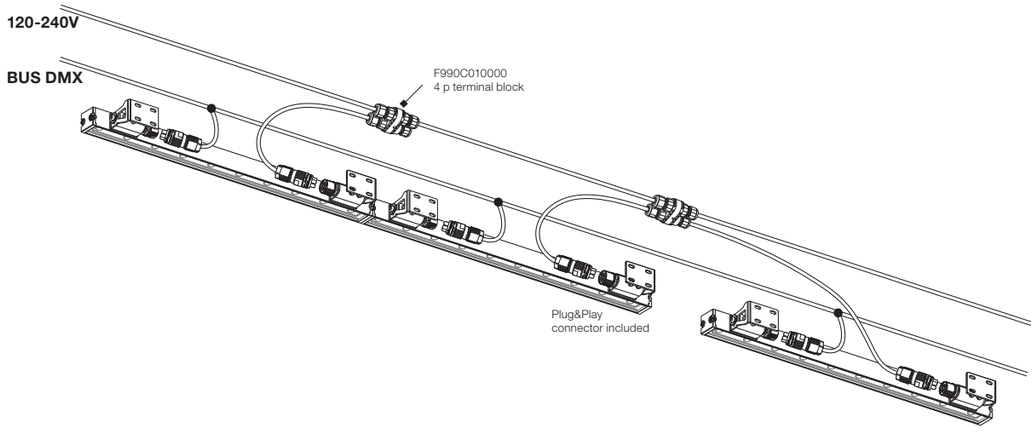

Easy Tunable White 24V versions

For Easy Tunable White versions

Schaltplan Nr.13 / Wiring diagram n.13

Quick Install I H2O Stop Fast Connect: Vorinstallierter H2O Stop Plug&Play-Steckverbinder für eine schnell Verbindung (Zubehör für den Anschluss ist separat zu bestellen) / Prewired H2O Stop Plug&Play connector for an easy/rapid connection (connecting accessory to be ordered separately)

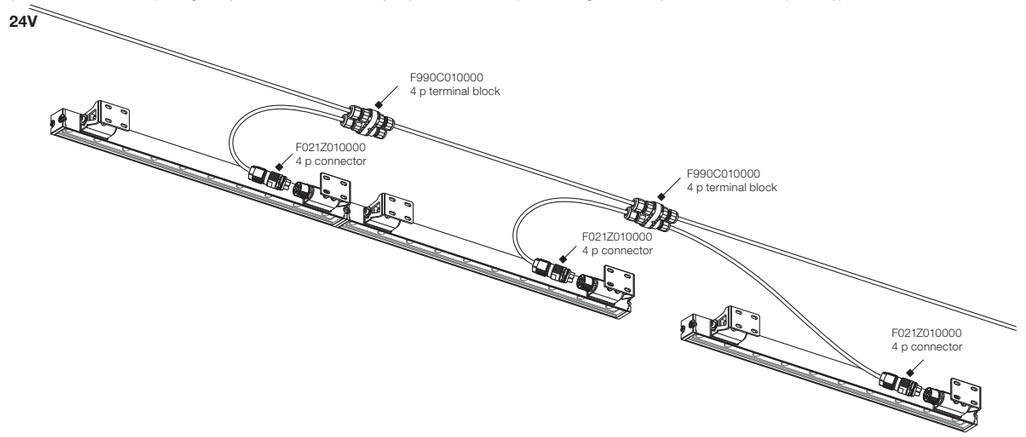

For Easy Tunable White versions

Schaltplan Nr.14 / Wiring diagram n.14

Continous Line I/O H2O Stop Fast Connect: Vorinstallierte H2O Stop Plug&Play-Steckverbinder für eine einfache Linienverbindung (Zubehör für den Anschluss ist separat zu bestellen) / Prewired H2O Stop Plug&Play connectors for an easy in line connection (connecting accessory to be ordered separately)

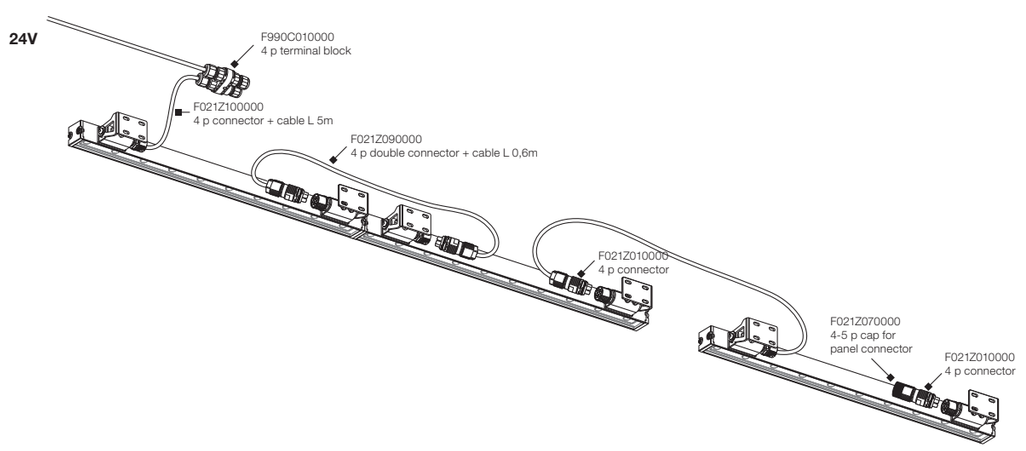

Tau

Overview







Familie / Family

Tau L 354



Low Power Led
up to 3W
up to 231 lm - 2700K/CRI 80
up to 231 lm - 3000K/CRI 80
up to 231 lm - 4000K/CRI 80
* Net lumen output

Tau L 554



Low Power Led
up to 5W
up to 384 lm - 2700K/CRI 80
up to 384 lm - 3000K/CRI 80
up to 384 lm - 4000K/CRI 80
* Net lumen output

Tau L 1054



Low Power Led
up to 10W
up to 768 lm - 2700K/CRI 80
up to 768 lm - 3000K/CRI 80
up to 768 lm - 4000K/CRI 80
* Net lumen output

Tau Opal L 1054



Low Power Led
up to 10W
up to 392 lm - 2700K/CRI 80
up to 392 lm - 3000K/CRI 80
up to 392 lm - 4000K/CRI 80
* Net lumen output

Tau L 1554



Low Power Led
up to 15W
up to 1152 lm - 2700K/CRI 80
up to 1152 lm - 3000K/CRI 80
up to 1152 lm - 4000K/CRI 80
* Net lumen output

Tau Opal L 1554



Low Power Led
up to 15W
up to 589 lm - 2700K/CRI 80
up to 589 lm - 3000K/CRI 80
up to 589 lm - 4000K/CRI 80
* Net lumen output

Tau Opal L 354



Low Power Led
up to 3W
up to 118 lm - 2700K/CRI 80
up to 118 lm - 3000K/CRI 80
up to 118 lm - 4000K/CRI 80
* Net lumen output

Tau Opal L 554



Low Power Led
up to 5W
up to 196 lm - 2700K/CRI 80
up to 196 lm - 3000K/CRI 80
up to 196 lm - 4000K/CRI 80
* Net lumen output

Beschreibung / Description

Lineare Leuchte mit LED-Quelle zur Wand- oder Deckenmontage. Polycarbonat-Rohrstruktur mit Anti-UV-Filter. Erhältlich in vier Längen und opaler oder transparenter Ausführung. Mattierte Polycarbonat-Befestigungsbügel und eloxierte Aluminiumverschlüsse. Ausgestattet mit Schraubanschlüssen an den Rohrenden, die die Verwendung eines separat zu bestellenden Zuführungskabels erfordern. Sie wird mit einem 2 m langen Kabel für den direkten Anschluss an das Stromnetz oder mit zwei 8 cm oder 20 cm langen Kabeln für die Reihenschaltung geliefert. Maximale Länge für Reihenschaltung: 5 m. 24 V Gleichstrom Leuchte mit Fernstromversorgung, die separat bestellt werden muss.

Linear luminaire with LED light source, for installation on wall or ceiling. Polycarbonate tube structure with anti-UV filter. It is available in four lengths and opal or transparent finishes. Frosted polycarbonate fixing brackets and anodized aluminium closing caps. Equipped with screw connectors at the tube's ends which require the use of a feeding cable to be ordered separately. It is supplied with a 2 m cable for a direct connection to the power supply or two 8 cm or 20 cm cables for series connection. Maximum length for in series installation is 5 m. The 24 V dc luminaire is powered by a remote power supply to be ordered separately.

Tau L 354



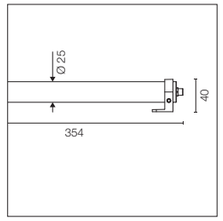

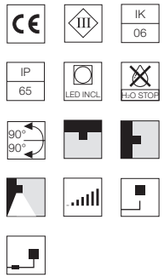

Inklusive LED-Lichtquelle. Gewindeanschluss am Rohrende. 24 V Gleichstrom-Fernstromversorgung und Einzel- oder Serienspeisekabel müssen separat bestellt werden. Transparenter Polycarbonat-Diffusor.
Dimmbar.

LED light source included. Screw connector at the tube's end. 24V dc remote electric power supply and individual or series feeding cables, to be ordered separately
Transparent polycarbonate diffuser.
Adjustable light intensity.

Low - Power Led: 3W - 255 lm ≠ OUTPUT 231 lm - 2700K/CRI 80 - 24Vdc / 3W - 255 lm ≠ OUTPUT 231 lm - 3000K/CRI 80 - 24Vdc / 3W - 255 lm ≠ OUTPUT 231 lm - 4000K/CRI 80 - 24Vdc

2700K	**3000K**	**4000K**
FA523203	FA523003	FA523002

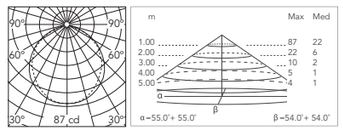

@ 4000K

Tau Opal L 354



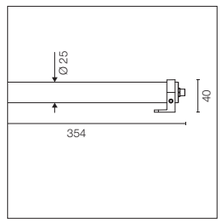



Inklusive LED-Lichtquelle. Gewindeanschluss am Rohrende. 24 V Gleichstrom-Fernstromversorgung und Einzel- oder Serienspeisekabel müssen separat bestellt werden. Opaler Polycarbonat-Diffusor.
Dimmbar.

LED light source included. Screw connector at the tube's end. 24V dc remote electric power supply and individual or series feeding cables, to be ordered separately. Adjustable light intensity.
Opal polycarbonate diffuser.
Adjustable light intensity.

Low - Power Led: 3W - 255 lm ≠ OUTPUT 118 lm - 2700K/CRI 80 - 24Vdc / 3W - 255 lm ≠ OUTPUT 118 lm - 3000K/CRI 80 - 24Vdc / 3W - 255 lm ≠ OUTPUT 118 lm - 4000K/CRI 80 - 24Vdc

2700K	**3000K**	**4000K**
FA523213	FA523013	FA523012

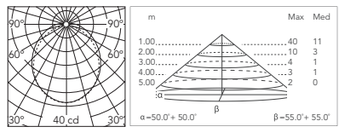

@ 4000K

* Maximale Leuchten pro Stromversorgung / Maximum number of luminaires per power supply.

Maximale Leuchten pro Stromversorgung (220÷ 240 V). Diese Angaben müssen unter Berücksichtigung der spezifischen Installationsbedingungen überprüft werden.

Maximum number of luminaires per power supply. (220÷240 V). These data must be checked taking into account the specific installation conditions.

Acc. RF25754	2	Acc. RF26387	5
Acc. RF25748	2	Acc. RF25752	6
Acc. RF25747	3	Acc. RF25755	16
Acc. RF25757	3	Acc. RF25749	22
Acc. RF25750	5	Acc. RF25756	30
Acc. F990B21A000	5		

Tau L 554



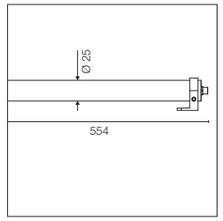

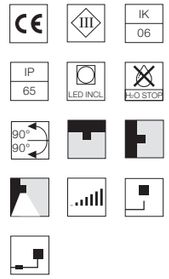

Inklusive LED-Lichtquelle. Gewindeanschluss am Rohrende. 24 V Gleichstrom-Fernstromversorgung und Einzel- oder Serienspeisekabel müssen separat bestellt werden. Transparenter Polycarbonat-Diffusor.
Dimmbar.

LED light source included. Screw connector at the tube's end. 24V dc remote electric power supply and individual or series feeding cables, to be ordered separately
Transparent polycarbonate diffuser.
Adjustable light intensity.

Low - Power Led: 5W - 420 lm ≠ OUTPUT 384 lm - 2700K/CRI 80 - 24Vdc / 5W - 420 lm ≠ OUTPUT 384 lm - 3000K/CRI 80 - 24Vdc / 5W - 420 lm ≠ OUTPUT 384 lm - 4000K/CRI 80 - 24Vdc

2700K	**3000K**	**4000K**
FA523223	FA523023	FA523022

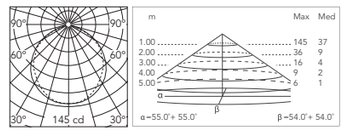

@ 4000K

Tau Opal L 554



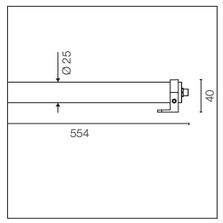

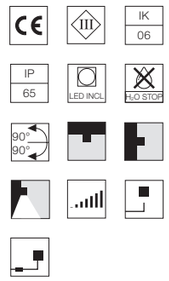

Inklusive LED-Lichtquelle. Gewindeanschluss am Rohrende. 24 V Gleichstrom-Fernstromversorgung und Einzel- oder Serienspeisekabel müssen separat bestellt werden. Opaler Polycarbonat-Diffusor.
Dimmbar.

LED light source included. Screw connector at the tube's end. 24V dc remote electric power supply and individual or series feeding cables, to be ordered separately. Adjustable light intensity.
Opal polycarbonate diffuser.
Adjustable light intensity.

Low - Power Led: 5W - 420 lm ≠ OUTPUT 196 lm - 2700K/CRI 80 - 24Vdc / 5W - 420 lm ≠ OUTPUT 196 lm - 3000K/CRI 80 - 24Vdc / 5W - 420 lm ≠ OUTPUT 196 lm - 4000K/CRI 80 - 24Vdc

2700K	**3000K**	**4000K**
FA523233	FA523033	FA523032

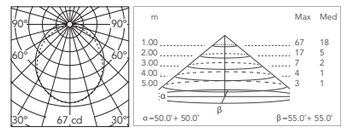

@ 4000K

* Maximale Leuchten pro Stromversorgung / Maximum number of luminaires per power supply.

Maximale Leuchten pro Stromversorgung (220÷ 240 V). Diese Angaben müssen unter Berücksichtigung der spezifischen Installationsbedingungen überprüft werden.

Maximum number of luminaires per power supply. (220÷240 V). These data must be checked taking into account the specific installation conditions.

Acc. RF25754	1	Acc. RF26387	3
Acc. RF25748	1	Acc. RF25752	4
Acc. RF25747	2	Acc. RF25755	10
Acc. RF25757	2	Acc. RF25749	14
Acc. RF25750	3	Acc. RF25756	18
Acc. F990B21A000	3		

Tau L 1054



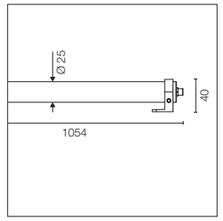

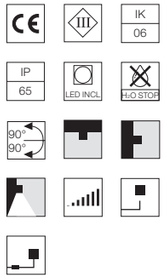

Inklusive LED-Lichtquelle. Gewindeanschluss am Rohrende. 24 V Gleichstrom-Fernstromversorgung und Einzel- oder Serienspeisekabel müssen separat bestellt werden. Transparenter Polycarbonat-Diffusor.
Dimmbar.

LED light source included. Screw connector at the tube's end. 24V dc remote electric power supply and individual or series feeding cables, to be ordered separately
Transparent polycarbonate diffuser.
Adjustable light intensity.

Low - Power Led: 10W - 840 lm ≠ OUTPUT 768 lm - 2700K/CRI 80 - 24Vdc / 10W - 840 lm ≠ OUTPUT 768 lm - 3000K/CRI 80 - 24Vdc / 10W - 840 lm ≠ OUTPUT 768 lm - 4000K/CRI 80 - 24Vdc

2700K	3000K	4000K
FA523243	FA523043	FA523042

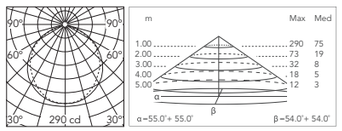

@ 4000K

Tau Opal L 1054



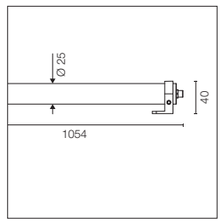



Inklusive LED-Lichtquelle. Gewindeanschluss am Rohrende. 24 V Gleichstrom-Fernstromversorgung und Einzel- oder Serienspeisekabel müssen separat bestellt werden. Opaler Polycarbonat-Diffusor.
Dimmbar.

LED light source included. Screw connector at the tube's end. 24V dc remote electric power supply and individual or series feeding cables, to be ordered separately. Adjustable light intensity.
Opal polycarbonate diffuser.
Adjustable light intensity.

Low - Power Led: 10W - 840 lm ≠ OUTPUT 393 lm - 2700K/CRI 80 - 24Vdc / 10W - 840 lm ≠ OUTPUT 393 lm - 3000K/CRI 80 - 24Vdc / 10W - 840 lm ≠ OUTPUT 393 lm - 4000K/CRI 80 - 24Vdc

2700K	3000K	4000K
FA523253	FA523053	FA523052

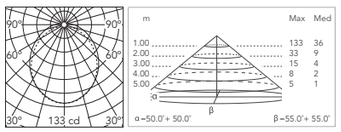

@ 4000K

* Maximale Leuchten pro Stromversorgung / Maximum number of luminaires per power supply.

Maximale Leuchten pro Stromversorgung (220÷ 240 V). Diese Angaben müssen unter Berücksichtigung der spezifischen Installationsbedingungen überprüft werden.

Maximum number of luminaires per power supply. (220÷240 V). These data must be checked taking into account the specific installation conditions.

Acc. RF25750	1	Acc. RF25755	5
Acc. F990B21A000	1	Acc. RF25749	7
Acc. RF26387	1	Acc. RF25756	9
Acc. RF25752	2		

Tau L 1554



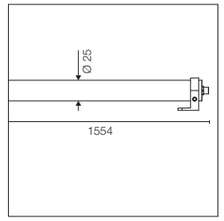



Inklusive LED-Lichtquelle. Gewindeanschluss am Rohrende. 24 V Gleichstrom-Fernstromversorgung und Einzel- oder Serienspeisekabel müssen separat bestellt werden. Transparenter Polycarbonat-Diffusor.
Dimmbar.

LED light source included. Screw connector at the tube's end. 24V dc remote electric power supply and individual or series feeding cables, to be ordered separately
Transparent polycarbonate diffuser.
Adjustable light intensity.

Low - Power Led: 15W - 1260 lm ≠ OUTPUT 1152 lm - 2700K/CRI 80 - 24Vdc / 15W - 1260 lm ≠ OUTPUT 1152 lm - 3000K/CRI 80 - 24Vdc / 15W - 41260 lm ≠ OUTPUT 1152 lm - 4000K/CRI 80 - 24Vdc

2700K	3000K	4000K
FA523263	FA523063	FA523062

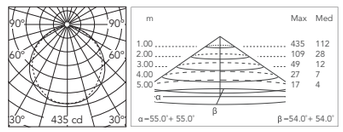

@ 4000K

Tau Opal L 1554



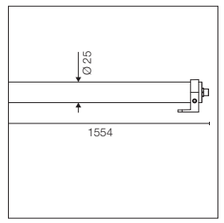



Inklusive LED-Lichtquelle. Gewindeanschluss am Rohrende. 24 V Gleichstrom-Fernstromversorgung und Einzel- oder Serienspeisekabel müssen separat bestellt werden. Opaler Polycarbonat-Diffusor.
Dimmbar.

LED light source included. Screw connector at the tube's end. 24V dc remote electric power supply and individual or series feeding cables, to be ordered separately. Adjustable light intensity.
Opal polycarbonate diffuser.
Adjustable light intensity.

Low - Power Led: 15W - 1260 lm ≠ OUTPUT 589 lm - 2700K/CRI 80 - 24Vdc / 15W - 1260 lm ≠ OUTPUT 589 lm - 3000K/CRI 80 - 24Vdc / 15W - 41260 lm ≠ OUTPUT 589 lm - 4000K/CRI 80 - 24Vdc

2700K	3000K	4000K
FA523273	FA523073	FA523072

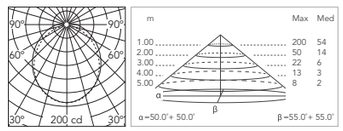

@ 4000K

* Maximale Leuchten pro Stromversorgung / Maximum number of luminaires per power supply.

Maximale Leuchten pro Stromversorgung (220÷ 240 V). Diese Angaben müssen unter Berücksichtigung der spezifischen Installationsbedingungen überprüft werden.

Maximum number of luminaires per power supply. (220÷240 V). These data must be checked taking into account the specific installation conditions.

Acc. RF25750	1	Acc. RF25755	3
Acc. F990B21A000	1	Acc. RF25749	4
Acc. RF26387	1	Acc. RF25756	6
Acc. RF25752	1		

Tau: Zubehörteile / Accessories

Kabel L. 2000 mm Einzelanschluss.	Supply cable L.2000mm Single connector.	FA172	
Kabel L.80mm Doppelanschluss.	Supply cable L.80mm Double connector.	FA173	
Kabel L.200mm Doppelanschluss.	Supply cable L.200mm Double connector.	FA174	

Tau: Treiber / Drivers

Stromversorgung Doppelfunktion Vout 24V Gleichstrom: 8 W/100÷240 V Iout 350 ma: 6x1 W/100÷240 V IP20 Klasse II Selv Eq.	Power supply dual function Vout 24Vdc: 8W/100÷240V Iout 350ma: 6x1W/100÷240V IP20 Class II Selv Eq.	Tau L 554 *RF25754	
Netzgerät 24V 8W / 110-240V IP65 Klasse II selv.	Power supply 24V 8W / 110- 240V IP65 Class II selv.	Tau L 554 *RF25748	
Netzgerät 24V 10W / 110- 240V IP20 Klasse II selv.	Power supply 24V 10W /110- 240V IP20 Class II selv.	Tau L 554 *RF25747	
Netzgerät 24V 10W / 110- 240V IP67 Klasse II selv.	Power supply 24V 10W / 110-240V IP67 Class II selv.	Tau L 554 *RF25757	
Netzgerät für den Ferneinbau 24Vdc 17W /N110-240V (15W@110V) IP20 Klasse II selv.	Power supply for remote installation 24Vdc 17W / 110-240V (15W@110V) IP20 Class II selv.	*RF25750 Dimmable Push-Dim Or 1-10V See Wiring Diagram n.4. Page 668.	
Netzgerät 17W/110÷240V - 24Vdc (15W@110V) IP67 Klasse II selv.	Power supply 17W/110÷240V - 24Vdc (15W@110V) IP67 Class II Selv.	*F990B21A000 Dimmable Push-Dim Or 1-10V See Wiring Diagram n.4. Page 668.	
Netzgerät für den Ferneinbau 24Vdc 20W / 110-240Vdc (15W@110V) IP67 Klasse II selv.	Power supply for remote installation 24Vdc 20W / 110-240Vdc (15W@110V) IP67 Class II selv.	*RF26387 Dimmable DALI See Wiring Diagram n.4. Page 668.	
Netzgerät für den Ferneinbau 24Vdc 20W / 220- 240V IP67 Klasse II selv.	Power supply for remote installation 24Vdc 20W / 220- 240V IP67 Class II selv.	*RF25752	
Netzgerät 24Vdc 35W / 120- 270V IP67 Klasse II selv.	Power supply 24Vdc 35W / 120-270V IP67 Class II selv.	F990B23AZ00	

Tau: Treiber / Drivers

Netzgerät für den Ferneinbau 24Vdc 50W / 120-240V IP67 Klasse II selv.	Power supply for remote installation 24Vdc 50W / 120- 240V IP67 Class II selv.	*RF25755	
Netzgerät für den Ferneinbau 24Vdc 70W / 220-240V IP67 Klasse II selv.	Power supply for remote installation 24Vdc 70W / 220- 240V IP67 Class II selv.	*RF25749	
Netzgerät für den Ferneinbau 24Vdc 96W / 120-240V IP67 Klasse II selv.	Power supply for remote installation 24Vdc 96W / 120- 240V IP67 Class II selv.	*RF25756	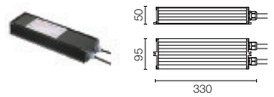

Installationsbeispiel / Example of configuration



Maximale Länge 5 m / Max length in continuous 5mt

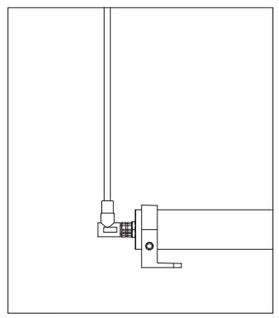

Acc. FA172

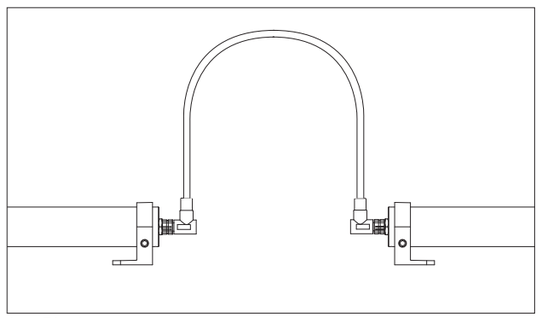

Acc. FA173

Cielo



Cielo





Familie / Family

Cielo L 645



Power Led
up to 16W
up to 1222 lm - 2700K/CRI 80
up to 1314 lm - 3000K/CRI 80
up to 1423 lm - 4000K/CRI 80
* Net lumen output

Cielo L 1245



Power Led
up to 32W
up to 2444 lm - 2700K/CRI 80
up to 2628 lm - 3000K/CRI 80
up to 2847 lm - 4000K/CRI 80
* Net lumen output

Cielo Opal L 645 RGB



RGB - Power Led
up to 26W
* Net lumen output

Cielo Opal L 1245 RGB



RGB - Power Led
up to 26W
* Net lumen output

Ausführungen / Colours



06 Grey



33 Anthracite

Beschreibung / Description

Lineare begehbare Bodeneinbauleuchte. Sie kann auch an der Wand oder an der Decke mit einer speziellen Anschlussdose und in einer Zwischendecke mit einer speziellen Struktur montiert werden. Gehäuse aus stranggepresstem Aluminium mit Doppelkopf aus Aluminiumdruckguss EN AB-47100 (mit geringem Kupferanteil). 8 mm starker Diffusor aus gehärtetem Glas, transparent oder mattiert, mit Siebdruckkante und mit einem Roboterklebesystem befestigt. Die Leuchte ist mit zwei M20 Plastik-Kabelführungen verkabelt. Angebracht an einem der Enden, verbinden sie die Leuchte mit dem elektrischen Modul, das auf einer abnehmbaren Platte befestigt ist. Der schwenkbare Strahler auf der vertikalen Achse erleichtert die Ausrichtung des Lichtstrahls. Die Serie wird mit der RGB-Version vervollständigt, die die Kreation farbiger Lichtszenarien ermöglicht. In dieser Version hat die Leuchte zwei Kabelanzeigen für einen einfacheren Anschluss. Die Montage benötigt eine spezifische Dose, die separat bestellt werden muss. Um Wasseransammlung zu vermeiden, muss der untere Teil der Dose mit einer Schicht aus abfließendem Material oder einem anderen Abflusssystem isoliert werden. Um den Erhalt der Kabelführung zu gewährleisten, wird empfohlen, flexible Elektrokabel zu verwenden, die für den Außeneinsatz geeignet sind.

Linear ground-recessed walkable luminaire. It can also be wall or ceiling mounted with a specific junction box and in a false ceiling with a specific structure. Extruded aluminum body with EN AB-47100 die cast aluminum double header (with low copper content). 8mm thick tempered glass diffuser, transparent or frosted, with silkscreen edge and attached with a robotic gluing system. The luminaire is cabled with two M20 plastic cable guides. Set at one of the ends, they connect the luminaire with the electric module fixed on a removable panel. The tilting spotlight on the vertical axis facilitates the direction of the light beam. To complete the series, there's also the RGB version which allows the creation of colored light sceneries. In this version, the luminaire has two cable indicators for an easier connection. The installation requires a specific box that needs to be ordered separately. To avoid water stagnation, the bottom part of said box needs to be isolated with a layer of draining material or another drain system. To ensure the preservation of the cable guide it's recommended to use flexible electric cables suitable for exterior use.

Cielo L 645



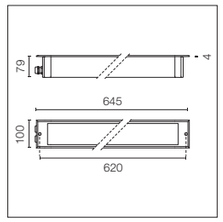

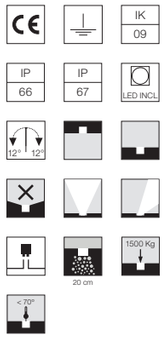

Inklusive LED-Quelle. Integrierte Stromversorgung 220-240 V ON/OFF und dimmbar 1-10 V oder DALI. Einstellung auf der vertikalen Achse: max. 12°. Die nötige Anschlussdose oder die Struktur für die Montage auf Gipskarton müssen separat bestellt werden. Mit zwei M20 Kabelführungen (6<ø<12 mm Kabel) für den Anschluss zum wasserdichten elektrischen Modul. Extraklares transparentes Glas.

LED source included. Integrated power supply 220-240V ON/OFF and dimmable 1-10V or DALI. Adjustment on the vertical axis: max. 12°. The necessary junction box or the structure for plasterboard installation need to be ordered separately. With two M20 cable guides (6<ø<12mm cables) for the connection to the watertight electrical module. Extraclear transparent glass.

Optic Spot 10°

Power Led: 16W - 1339 lm ≠ OUTPUT 1222 lm - 2700K/CRI 80 - 220÷240V / 16W - 1440 lm ≠ OUTPUT 1314 lm - 3000K/CRI 80 - 220÷240V / 16W - 1560 lm ≠ OUTPUT 1423 lm - 4000K/CRI 80 - 220÷240V

2700K

Non Dimmable
- FA94851206
- FA94851233

1-10V
- FA94851206-310
- FA94851233-310

Dali
- FA94851206-300
- FA94851233-300

3000K

Non Dimmable
- FA94831206
- FA94831233

1-10V
- FA94831206-310
- FA94831233-310

Dali
- FA94831206-300
- FA94831233-300

4000K

Non Dimmable
- FA941861206
- FA941861233

1-10V
- FA941861206-310
- FA941861233-310

Dali
- FA941861206-300
- FA941861233-300

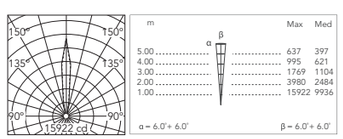

@ 4000K

Optic Medium 45°

Power Led: 16W - 1339 lm ≠ OUTPUT 1071 lm - 2700K/CRI 80 - 220÷240V / 16W - 1440 lm ≠ OUTPUT 1152 lm - 3000K/CRI 80 - 220÷240V / 16W - 1560 lm ≠ OUTPUT 1248 lm - 4000K/CRI 80 - 220÷240V

2700K

Non Dimmable
- FA94851306
- FA94851333

1-10V
- FA94851306-310
- FA94851333-310

Dali
- FA94851306-300
- FA94851333-300

3000K

Non Dimmable
- FA94831306
- FA94831333

1-10V
- FA94831306-310
- FA94831333-310

Dali
- FA94831306-300
- FA94831333-300

4000K

Non Dimmable
- FA941861306
- FA941861333

1-10V
- FA941861306-310
- FA941861333-310

Dali
- FA941861306-300
- FA941861333-300

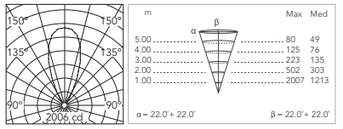

@ 4000K

Elliptical Optic - 12°÷ 54°

Power Led: 16W - 1339 lm ≠ OUTPUT 1074 lm - 2700K/CRI 80 - 220÷240V / 16W - 1440 lm ≠ OUTPUT 1155 lm - 3000K/CRI 80 - 220÷240V / 16W - 1560 lm ≠ OUTPUT 1251 lm - 4000K/CRI 80 - 220÷240V

2700K

Non Dimmable
- FA948513106
- FA948513133

1-10V
- FA948513106-310
- FA948513133-310

Dali
- FA948513106-300
- FA948513133-300

3000K

Non Dimmable
- FA948313106
- FA948313133

1-10V
- FA948313106-310
- FA948313133-310

Dali
- FA948313106-300
- FA948313133-300

4000K

Non Dimmable
- FA9418613106
- FA9418613133

1-10V
- FA9418613106-310
- FA9418613133-310

Dali
- FA9418613106-300
- FA9418613133-300

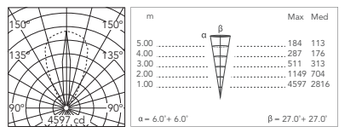

@ 4000K

Cielo Opal L 645 RGB



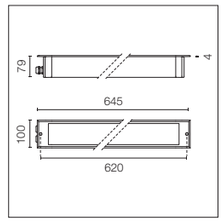

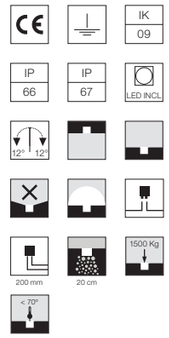

Inklusive RGB LED-Quelle. Elektrische Stromversorgung 220-240 V mit integrierter DMX-RDM Schnittstelle. Einstellung auf der vertikalen Achse: max. 12°. Die nötige Anschlussdose oder die Struktur für die Montage auf Gipskarton müssen separat bestellt werden. Ausgestattet mit zwei 200 mm überstehenden Neoprenkabeln und einem Set mit Crimpverbindern und selbstklebenden Schrumpfschläuchen, die die Dichtigkeit des Anschlusses garantieren.

RGB LED source included. Electrical power supply 220-240V with integrated DMX-RDM interface. Adjustment on the vertical axis: max. 12°. The necessary junction box or the structure for plasterboard installation need to be ordered separately. Equipped with two 200mm protruding sections of neoprene cable and a kit with crimpable connectors and adhesive heat-shrinkable sleeves that guarantee the tightness of the connection. Frosted glass.

Kabeldiagramm und RGB-System-Installation.

Siehe Kabeldiagramm Nr.8, Seite 671.

Wiring diagram and installation scheme RGB.

See Wiring Diagram n.8 Page 671.

RGB Power Led: 26W - 220÷240V

RGB
- FA941871306
- FA941871333

Photometric data on request.

Cielo L 1245



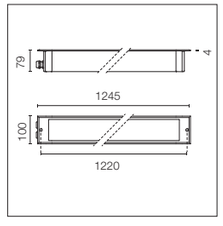

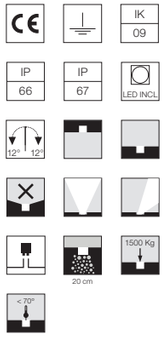

Inklusive LED-Quelle. Integrierte Stromversorgung 220-240 V ON/OFF und dimmbar 1-10 V oder DALI. Einstellung auf der vertikalen Achse: max. 12°. Die nötige Anschlussdose oder die Struktur für die Montage auf Gipskarton müssen separat bestellt werden. Mit zwei M20 Kabelführungen (6<ø<12 mm Kabel) für den Anschluss zum wasserdichten elektrischen Modul. Extraklares transparentes Glas.

LED source included. Integrated power supply 220-240V ON/OFF and dimmable 1-10V or DALI. Adjustment on the vertical axis: max. 12°. The necessary junction box or the structure for plasterboard installation need to be ordered separately. With two M20 cable guides (6<ø<12mm cables) for the connection to the watertight electrical module. Extraclear transparent glass.

Optic Spot 10°

Power Led: 32W - 2678 lm ≠ OUTPUT 2444 lm - 2700K/CRI 80 - 220÷240V / 32W - 2880 lm ≠ OUTPUT 2628 lm - 3000K/CRI 80 - 220÷240V / 32W - 3120 lm ≠ OUTPUT 2847 lm - 4000K/CRI 80 - 220÷240V

2700K

Non Dimmable
- FA94861206
- FA94861233

1-10V
- FA94861206-310
- FA94861233-310

Dali
- FA94861206-300
- FA94861233-300

3000K

Non Dimmable
- FA94801206
- FA94801233

1-10V
- FA94801206-310
- FA94801233-310

Dali
- FA94801206-300
- FA94801233-300

4000K

Non Dimmable
- FA941881206
- FA941881233

1-10V
- FA941881206-310
- FA941881233-310

Dali
- FA941881206-300
- FA941881233-300

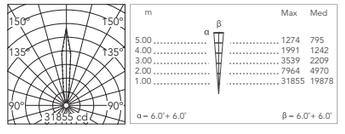

@ 4000K

Optic Medium 45°

Power Led: 32W - 2678 lm ≠ OUTPUT 2142 lm - 2700K/CRI 80 - 220÷240V / 32W - 2880 lm ≠ OUTPUT 2303 lm - 3000K/CRI 80 - 220÷240V / 32W - 3120 lm ≠ OUTPUT 2495 lm - 4000K/CRI 80 - 220÷240V

2700K

Non Dimmable
- FA94861306
- FA94861333

1-10V
- FA94861306-310
- FA94861333-310

Dali
- FA94861306-300
- FA94861333-300

3000K

Non Dimmable
- FA94801306
- FA94801333

1-10V
- FA94801306-310
- FA94801333-310

Dali
- FA94801306-300
- FA94801333-300

4000K

Non Dimmable
- FA941881306
- FA941881333

1-10V
- FA941881306-310
- FA941881333-310

Dali
- FA941881306-300
- FA941881333-300

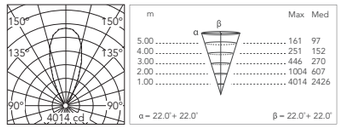

@ 4000K

Elliptical Optic - 12°+ 54°

Power Led: 32W - 2678 lm ≠ OUTPUT 2148 lm - 2700K/CRI 80 - 220÷240V / 32W - 2880 lm ≠ OUTPUT 2310 lm - 3000K/CRI 80 - 220÷240V / 32W - 3120 lm ≠ OUTPUT 2503 lm - 4000K/CRI 80 - 220÷240V

2700K

Non Dimmable
- FA948613106
- FA948613133

1-10V
- FA948613106-310
- FA948613133-310

Dali
- FA948613106-300
- FA948613133-300

3000K

Non Dimmable
- FA948013106
- FA948013133

1-10V
- FA948013106-310
- FA948013133-310

Dali
- FA948013106-300
- FA948013133-300

4000K

Non Dimmable
- FA9418813106
- FA9418813133

1-10V
- FA9418813106-310
- FA9418813133-310

Dali
- FA9418813106-300
- FA9418813133-300

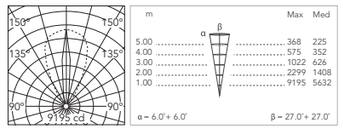

@ 4000K

Cielo Opal L 1245 RGB



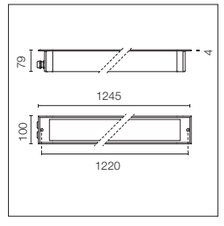

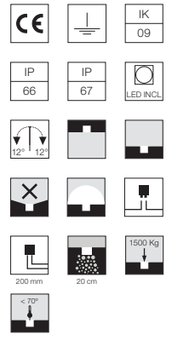

Inklusive RGB LED-Quelle. Elektrische Stromversorgung 220-240 V mit integrierter DMX-RDM Schnittstelle. Einstellung auf der vertikalen Achse: max. 12°. Die nötige Anschlussdose oder die Struktur für die Montage auf Gipskarton müssen separat bestellt werden. Ausgestattet mit zwei 200 mm überstehenden Neoprenkabeln und einem Set mit Crimpverbindern und selbstklebenden Schrumpfschläuchen, die die Dichtigkeit des Anschlusses garantieren.

Kabeldiagramm und RGB-System-Installation.

Siehe Kabeldiagramm Nr. 8, Seite 671.

RGB LED source included. Electrical power supply 220-240V with integrated DMX-RDM interface. Adjustment on the vertical axis: max. 12°. The necessary junction box or the structure for plasterboard installation need to be ordered separately. Equipped with two 200mm protruding sections of neoprene cable and a kit with crimpable connectors and adhesive heat-shrinkable sleeves that guarantee the tightness of the connection. Frosted glass.

Wiring diagram and installation scheme RGB.

See Wiring Diagram n.8 Page 671.

RGB Power Led: 48W - 220÷240V

RGB
- FA941891306
- FA941891333

Photometric data on request.

Cielo: Zubehörteile / Accessories

Einbaugehäuse.	Box for installation.	Cielo L 645 FA71	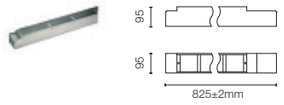
Einbaugehäuse.	Box for installation.	Cielo L 1245 FA72	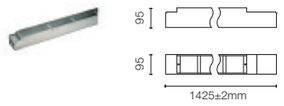
Rahmen für Deckeneinbaumontage	Frame for recessed installation in the ceiling	Cielo L 645 FA81	
Rahmen für Deckeneinbaumontage	Frame for recessed installation in the ceiling	Cielo L 1245 FA82	

Adjustability LED

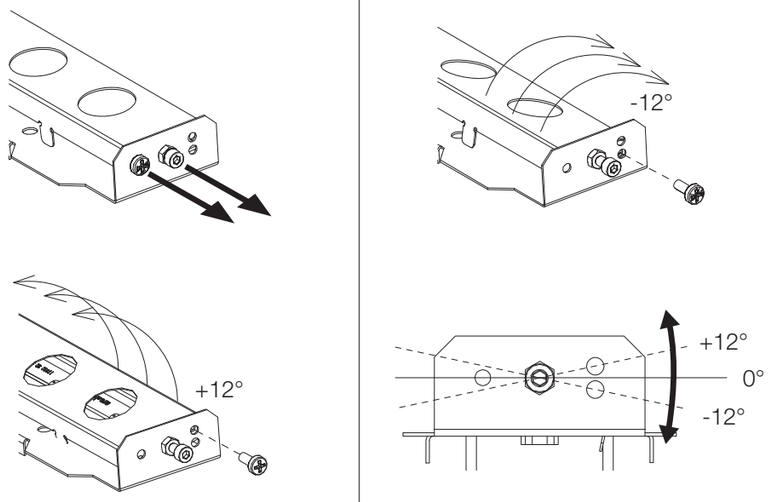

Cielo: Zubehörteile / Accessories

Überspannungsschutzgerät. 275 Vac. Maximaler Entladestrom 10KA (8 / 20us). Maximaler Betriebsstrom 5A. Geeignet für Reihenschaltung. IP66.	Surge protection device. 275Vac. Maximum discharge current 10KA (8/20us). Maximum operating current 5A. Suitable for series connection. IP66.	F990E00A000	

Cielo RGB: Zubehörteile / Accessories

DMX-Controller; Dimmer-Schalter für Einbaudose. (60 mm Lochmitte).	DMX controller; dimmer switch for recessed box (60mm hole centres).	F990B10A000	
DMX Controller; Stand-Alone/PC-Schnittstelle.	DMX controller; stand-alone/pc interface.	F990B11A000	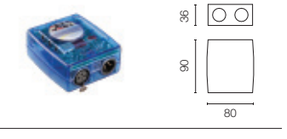
DMX-Verteiler 512 - elektronisches Gerät zur Regenerierung des monodirektionalen DMX-Signal. 1 Eingang und 7 Ausgänge, 12-24 V Gleichstrom. Stromversorgung nicht enthalten.	DMX splitter 512 - electronic device to regenerate the monodirectional DMX signal 1 Input and 7 output, 12-24Vdc. Power supply not included.	F990B13A000	
Geschirmtes DMX-Kabel mit konstantem Widerstand (110 Ohm).	DMX cable - shielded twisted pair with 110 Ohm constant impedance.	F990B12A000	

Eclipse





Eclipse





Familie / Family

Eclipse



Mid-Power Led
up to 10W
up to 387 lm - 2700K/CRI 80
up to 416 lm - 3000K/CRI 80
up to 437 lm - 4000K/CRI 80
* Net lumen output

Mid-Power Led
up to 7,5W
up to 387 lm - 2700K/CRI 80
up to 416 lm - 3000K/CRI 80
up to 437 lm - 4000K/CRI 80
* Net lumen output

Eclipse Mini



Low-Power Led
up to 1,9W
up to 66 lm - 2700K/CRI 80
up to 71 lm - 3000K/CRI 80
up to 74 lm - 4000K/CRI 80
* Net lumen output

Ausführungen / Colours

01 White



06 Grey



12 Forest Green



18 Deep Brown



30 Black



33 Anthracite

Beschreibung / Description

Familie von wandmontierten Wegleuchten mit LED-Quelle. Sie zeichnen sich durch ihre geringe Stärke und ihre runde Form aus. Sie sind in zwei Dimensionen und verschiedenen Ausführungen erhältlich, mit doppelschichtiger Pulverbeschichtung und chemischer Oberflächenbehandlung, um eine hohe Korrosionsbeständigkeit zu gewährleisten. Die Befestigungsschrauben sind aus Edelstahl AISI 316L gefertigt.

Eclipse
Große, runde Leuchte zur Wandmontage. Verfügbar mit integrierter Stromversorgung oder 24 V Gleichstrom-Fernstromversorgung, die separat bestellt werden muss. Gehäuse aus Aluminiumdruckguss EN AB-47100 (mit geringem Kupferanteil) und transparenter profilierter Polycarbonat-Diffusor. Vervollständigt mit einem Neoprenkabel, um den Anschluss zu erleichtern. Direkte Oberflächenmontage mit einem mitgelieferten Edelstahlbügel.

Eclipse Mini
Kleine, runde Leuchte zur Wandmontage. Gehäuse aus Aluminiumdruckguss EN AB-47100 (mit geringem Kupferanteil) und transparenter profilierter Polycarbonat-Diffusor. Vervollständigt mit einem Neoprenkabel, um den Anschluss zu erleichtern. Die 24 V Gleichstrom-Leuchte braucht eine Fernstromversorgung, die separat bestellt werden muss. Für direkte Oberflächenmontage oder mit einer Einbaudose, die separat bestellt werden muss. Kompatibel mit der 3-Modul elektrischen Anschlussdose, Modell 503, wo die 24 V Gleichstrom-Fernstromversorgung installiert werden kann.

Family of wall mounted path lights with LED source. Defined by their reduced thickness and round shape. They're available in two dimensions and different finishes, with double-layered powder coating and chemical conversion surface treatment to ensure high corrosion resistance. The fixing screws are made of stainless steel AISI 316L.

Eclipse
Big round luminaire for wall mounting. Available with integrated power supply or remote 24V dc power supply that needs to be ordered separately. EN AB-47100 die cast aluminum body (with low copper content) and transparent profiled polycarbonate diffuser. It's completed with a neoprene cable section to ease the connection. Direct attachment on the surface with an included stainless steel bracket.

Eclipse Mini
Small round luminaire for wall mounting. EN AB-47100 die cast aluminum body (with low copper content) and transparent profiled polycarbonate diffuser. It's completed with a neoprene cable section to ease the connection. The 24V dc luminaire needs a remote power supply that needs to be ordered separately. Direct attachment on the surface or with a recessed box that needs to be ordered separately. Compatible with the three-module electrical junction box, model 503, where the remote 24V dc power supply can be installed.

Eclipse



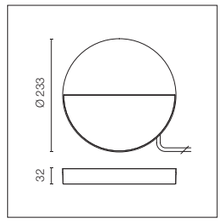

IK 09 · IP 65 · LED INCL · 250 mm · 650°

Eclipse 230V
Inklusive LED-Quelle.
Elektrische Stromversorgung 220-240 ON/OFF.
Ausgestattet mit einem 200 mm überstehenden Neoprenkabel und einem Set mit Crimpverbindern und selbstklebenden Schrumpfschläuchen, die die Dichtigkeit des Anschlusses garantieren.

Eclipse 230V
LED source included. Electrical power supply 220-240 ON/OFF. Equipped with a 200mm protruding section of neoprene cable and a kit with crimpable connectors and adhesive heat-shrinkable sleeves that guarantee the tightness of the connection.

Mid - Power Led: 10W - 739 lm ≠ OUTPUT 387 lm - 2700K/CRI 80 - 220÷240V / 10W - 795 lm ≠ OUTPUT 416 lm - 3000K/CRI 80 - 220÷240V / 10W - 835 lm ≠ OUTPUT 437 lm - 4000K/CRI 80 - 220÷240V

2700K	3000K	4000K
○ FA54200701	○ FA54200301	○ FA54200201
● FA54200706	● FA54200306	● FA54200206
● FA54200712	● FA54200312	● FA54200212
● FA54200718	● FA54200318	● FA54200218
● FA54200730	● FA54200330	● FA54200230
● FA54200733	● FA54200333	● FA54200233

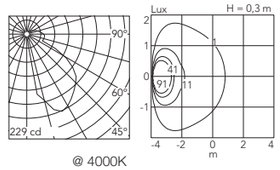

@ 4000K

Eclipse



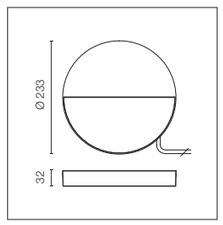

IK 09 · IP 65 · LED INCL · 250 mm · 650°

Inklusive LED-Quelle.
Die 24 V Gleichstrom-Fernstromversorgung muss separat bestellt werden.
Ausgestattet mit einem 300 mm überstehenden Neoprenkabel und einem Set mit Crimpverbindern und selbstklebenden Schrumpfschläuchen, die die Dichtigkeit des Anschlusses garantieren. Dimmbar.

LED source included. Remote electrical power supply 24V dc to be ordered separately. Equipped with a 300mm protruding section of neoprene cable and a kit with crimpable connectors and adhesive heat-shrinkable sleeves that guarantee the tightness of the connection. Dimmable.

Mid - Power Led: 7,5W - 739 lm ≠ OUTPUT 387 lm - 2700K/CRI 80 - 24Vdc / 7,5W - 795 lm ≠ OUTPUT 416 lm - 3000K/CRI 80 - 24Vdc / 7,5W - 835 lm ≠ OUTPUT 437 lm - 4000K/CRI 80 - 24Vdc

2700K	3000K	4000K
○ FA54200901	○ FA54200601	○ FA54200501
● FA54200906	● FA54200606	● FA54200506
● FA54200912	● FA54200612	● FA54200512
● FA54200918	● FA54200618	● FA54200518
● FA54200930	● FA54200630	● FA54200530
● FA54200933	● FA54200633	● FA54200533

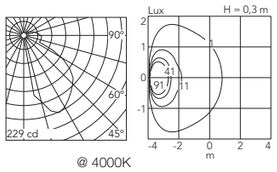

@ 4000K

* Maximale Leuchten pro Stromversorgung / Maximum number of luminaires per power supply.

Maximale Leuchten pro Stromversorgung (220÷ 240 V). Diese Angaben müssen unter Berücksichtigung der spezifischen Installationsbedingungen überprüft werden.	Maximum number of luminaires per power supply. (220÷240 V). These data must be checked taking into account the specific installation conditions.				
		Acc. RF25747	1	Acc. RF25752	2
		Acc. RF25757	1	Acc. RF25755	6
		Acc. RF25750	2	Acc. RF25749	9
		Acc. F990B21A000	2	Acc. RF25756	12
		Acc. RF26387	2		

Eclipse Mini



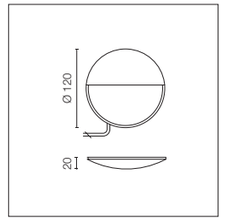

IK 08 · IP 65 · LED INCL · 250 mm

Inklusive LED-Quelle. Ergänzt mit einem reflektierenden Bildschirm. Die 24 V Gleichstrom-Fernstromversorgung muss separat bestellt werden.
Optionale elektrische Anschlussdose (3 Module, Modell 503) muss separat bestellt werden. Ausgestattet mit einem 250 mm überstehenden Neoprenkabel und einem Set mit Crimpverbindern und selbstklebenden Schrumpfschläuchen, die die Dichtigkeit des Anschlusses garantieren. Dimmbar.

LED source included. Completed with a reflective screen. Remote electrical power supply 24V dc to be ordered separately. Optional electrical junction box (three modules, model 503) to be ordered separately. Equipped with a 250 mm protruding section of neoprene cable and a kit with crimpable connectors and adhesive heat-shrinkable sleeves that guarantee the tightness of the connection. Dimmable.

Low - Power Led: 1,9W - 139 lm ≠ OUTPUT 66 lm - 2700K/CRI 80 - 24Vdc / 1,9W - 149 lm ≠ OUTPUT 71 lm - 3000K/CRI 80 - 24Vdc / 1,9W - 156 lm ≠ OUTPUT 74 lm - 4000K/CRI 80 - 24Vdc

2700K	3000K	4000K
○ FA52600501	○ FA52600301	○ FA52600201
● FA52600506	● FA52600306	● FA52600206
● FA52600512	● FA52600312	● FA52600212
● FA52600518	● FA52600318	● FA52600218
● FA52600530	● FA52600330	● FA52600230
● FA52600533	● FA52600333	● FA52600233

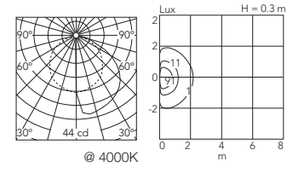

@ 4000K

* Maximale Leuchten pro Stromversorgung / Maximum number of luminaires per power supply.

Maximale Leuchten pro Stromversorgung (220÷ 240 V). Diese Angaben müssen unter Berücksichtigung der spezifischen Installationsbedingungen überprüft werden.	Maximum number of luminaires per power supply. (220÷240 V). These data must be checked taking into account the specific installation conditions.				
		Acc. RF25754	3	Acc. RF26387	9
		Acc. RF25748	3	Acc. RF25752	9
		Acc. RF25747	5	Acc. RF25755	25
		Acc. RF25757	5	Acc. RF25749	30
		Acc. RF25750	8	Acc. RF25756	45
		Acc. F990B21A000	8		

Eclipse: Zubehörteile / Accessories

Überspannungsschutzgerät. 275 Vac. Maximaler Entladestrom 10KA (8 / 20µs). Maximaler Betriebsstrom 5A. Geeignet für Reihenschaltung. IP66.	Surge protection device. 275Vac. Maximum discharge current 10KA (8/20µs). Maximum operating current 5A. Suitable for series connection. IP66.	Eclipse F990E00A000		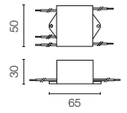
Eingebaute 3-Modul-Anschlussdose (Modell 503).	Recessed 3-module junction box (model 503).	Eclipse Mini F990H010000		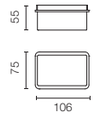

Recessed installation Eclipse Mini

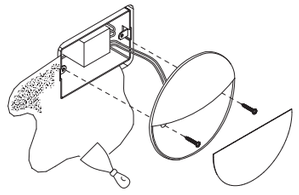

Wall installation Eclipse Mini

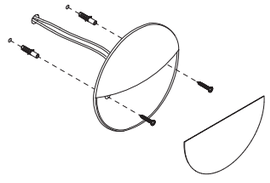

Eclipse: Treiber / Drivers

Netzgerät 24V 10W / 110-240V IP20 Klasse II selv.	Power supply 24V 10W /110-240V IP20 Class II selv.	*RF25747		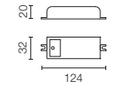
Netzgerät 24V 10W / 110-240V IP67 Klasse II selv.	Power supply 24V 10W / 110-240V IP67 Class II selv.	*RF25757		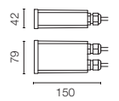
Netzgerät für den Ferneinbau 24Vdc 17W /N110-240V (15W@110V) IP20 Klasse II selv.	Power supply for remote installation 24Vdc 17W / 110-240V (15W@110V) IP20 Class II selv.	*RF25750 Dimmable Push-Dim Or 1-10V See Wiring Diagram n.4. Page 668.		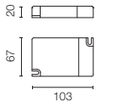
Netzgerät 17W/110÷240V - 24Vdc (15W@110V) IP67 Klasse II selv.	Power supply 17W/110÷240V - 24Vdc (15W@110V) IP67 Class II Selv.	*F990B21A000 Dimmable Push-Dim Or 1-10V See Wiring Diagram n.4. Page 668.		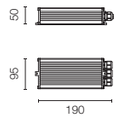
Netzgerät für den Ferneinbau 24Vdc 20W / 110-240Vdc (15W@110V) IP67 Klasse II selv.	Power supply for remote installation 24Vdc 20W / 110-240Vdc (15W@110V) IP67 Class II selv.	*RF26387 Dimmable DALI See Wiring Diagram n.4. Page 668.		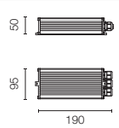
Netzgerät für den Ferneinbau 24Vdc 20W / 220- 240V IP67 Klasse II selv.	Power supply for remote installation 24Vdc 20W / 220-240V IP67 Class II selv.	*RF25752		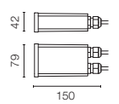
Netzgerät 24Vdc 35W / 120-270V IP67 Klasse II selv.	Power supply 24Vdc 35W / 120-270V IP67 Class II selv.	F990B23AZ00		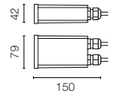
Netzgerät für den Ferneinbau 24Vdc 50W / 120-240V IP67 Klasse II selv.	Power supply for remote installation 24Vdc 50W / 120-240V IP67 Class II selv.	*RF25755		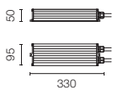
Netzgerät für den Ferneinbau 24Vdc 70W / 220-240V IP67 Klasse II selv.	Power supply for remote installation 24Vdc 70W / 220-240V IP67 Class II selv.	*RF25749		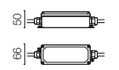
Netzgerät für den Ferneinbau 24Vdc 96W / 120-240V IP67 Klasse II selv.	Power supply for remote installation 24Vdc 96W / 120-240V IP67 Class II selv.	*RF25756		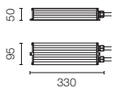
Stromversorgung Doppelfunktion Vout 24V Gleichstrom: 8 W/100÷240 V Iout 350 ma: 6x1 W/100÷240 V IP20 Klasse II Selv Eq.	Power supply dual function Vout 24Vdc: 8W/100÷240V Iout 350ma: 6x1W/100÷240V IP20 Class II Selv Eq.	Eclipse Mini *RF25754		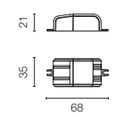
Netzgerät 24V 8W / 110-240V IP65 Klasse II selv.	Power supply 24V 8W / 110-240V IP65 Class II selv.	Eclipse Mini *RF25748		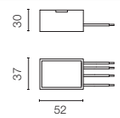

Hyperion





Hyperion

Familie / Family

Hyperion



Mid-Power Led
up to 10W
up to 401 lm - 2700K/CRI 80
up to 428 lm - 3000K/CRI 80
up to 442 lm - 4000K/CRI 80
* Net lumen output

Mid-Power Led
up to 7,5W
up to 370 lm - 2700K/CRI 80
up to 398 lm - 3000K/CRI 80
up to 418 lm - 4000K/CRI 80
* Net lumen output

Hyperion Mini



Low-Power Led
up to 1,9W
up to 57 lm - 2700K/CRI 80
up to 61 lm - 3000K/CRI 80
up to 64 lm - 4000K/CRI 80
* Net lumen output

Ausführungen / Colours

01 White



06 Grey



12 Forest Green



18 Deep Brown



30 Black



33 Anthracite

Beschreibung / Description

Familie von wandmontierten Wegleuchten mit LED-Quelle. Sie zeichnen sich durch ihre geringe Stärke und ihre rechteckige Form aus. Sie sind in zwei Dimensionen und verschiedenen Ausführungen erhältlich, mit doppelschichtiger Pulverbeschichtung und chemischer Oberflächenbehandlung, um eine hohe Korrosionsbeständigkeit zu gewährleisten. Die Befestigungsschrauben sind aus Edelstahl AISI 316L gefertigt.

Hyperion
Große, rechteckige Leuchte mit geringer Stärke zur Wandmontage. Verfügbar mit integrierter Stromversorgung oder 24 V Gleichstrom-Fernstromversorgung, die separat bestellt werden muss. Gehäuse aus Aluminiumdruckguss EN AB-47100 (mit geringem Kupferanteil) und transparenter geformter Polycarbonat-Diffusor. Vervollständigt mit einem Neoprenkabel, um den Anschluss zu erleichtern. Direkte Oberflächenmontage mit einem mitgelieferten Edelstahlbügel. Optionales Zubehör verfügbar: Reflektor und Pfosten. Der satinierte Aluminiumreflektor erhöht den Lichtstrom um ca. 20 % und wird mit dem mitgelieferten doppelseitigen Klebeband am Gehäuse befestigt. Der stranggepresste Pfosten wird verwendet, um die Leuchte als Bollard zu montieren. Der Pfosten lässt sich mit Hilfe von Dübeln oder der als Zubehör erhältlichen Ankerplatte und Zugschrauben, mit denen die Leuchte fest auf dem Boden verankert wird, leicht auf jeder Bodenfläche installieren.

Hyperion Mini
Kleine, rechteckige Leuchte zur Wandmontage. Gehäuse aus Aluminiumdruckguss EN AB-47100 (mit geringem Kupferanteil) und transparenter geformter Polycarbonat-Diffusor. Satinierter Aluminiumreflektor, der mit dem mitgelieferten doppelseitigen Klebeband befestigt wird. Vervollständigt mit einem Neoprenkabel, um den Anschluss zu erleichtern. Die 24 V Leuchte braucht eine Fernstromversorgung, die separat bestellt werden muss. Für direkte Oberflächenmontage oder mit einer Einbaudose, die separat bestellt werden muss. Kompatibel mit der 3-Modul elektrischen Anschlussdose, Modell 503, wo die 24 V Gleichstrom-Fernstromversorgung installiert werden kann.

Family of wall mounted path lights with LED source. Defined by their reduced thickness and rectangular shape. They're available in two dimensions and different finishes, with double-layered powder coating and chemical conversion surface treatment to ensure high corrosion resistance. The fixing screws are made of stainless steel AISI 316L.

Hyperion
Big rectangular luminaire with reduced thickness for wall mounting. Available with integrated power supply or remote 24V dc power supply that needs to be ordered separately. EN AB-47100 die cast aluminum body (with low copper content) and transparent molded polycarbonate diffuser. It's completed with a neoprene cable section to ease the connection. Direct attachment on the surface with an included stainless steel bracket. Optional accessories available: reflector and post. The satin aluminum reflector increases the luminous flux by approximately 20% and is attached to the body with the double-sided adhesive provided. The extruded post is used to install the luminaire as a bollard. The post is easily installed on any floor surface by means of dowels or the specific accessory anchor plate and lag screws that secure the luminaire solidly to the pavement.

Hyperion Mini
Small rectangular luminaire for wall mounting. EN AB-47100 die cast aluminum body (with low copper content) and transparent molded polycarbonate diffuser. Reflective satin aluminum screen that is attached with the double-sided adhesive provided. With a neoprene cable section to ease the connection. The 24V luminaire needs a remote power supply that needs to be ordered separately. Direct attachment on the surface or with a recessed box that needs to be ordered separately. Compatible with the three module electrical junction box, model 503, where the remote 24V dc power supply can be installed.

Hyperion



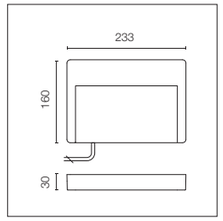

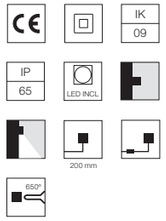

Hyperion 230V.
Inklusive LED-Quelle. Elektrische Stromversorgung 220-240 V ON/OFF. Ausgestattet mit einem 200 mm überstehenden Neoprenkabel und einem Set mit Crimpverbindern und selbstklebenden Schrumpfschläuchen, die die Dichtigkeit des Anschlusses garantieren. Optionales Zubehör: Satinierter Aluminiumreflektor, um den Lichtstrom zu erhöhen; 500 mm hoher, stranggepresster Pfosten für die Bollard-Version. Die mit Mörtel zu versenkende Ankerplatte muss separat bestellt werden.

Hyperion 230V.
LED source included. Electrical power supply 220-240V ON/OFF. Equipped with a 200 mm protruding section of neoprene cable and a kit with crimpable connectors and adhesive heat-shrinkable sleeves that guarantee the tightness of the connection. Optional accessories: satin aluminum reflector to increase the luminous flux; 500mm tall, extruded post for the bollard version. Anchor plate to be recessed with mortar needs to be ordered separately.

Mid - Power Led: 10W - 739 lm ≠ OUTPUT 401 lm - 2700K/CRI 80 - 220÷240V / 10W - 795 lm ≠ OUTPUT 428 lm - 3000K/CRI 80 - 220÷240V / 10W - 835 lm ≠ OUTPUT 442 lm - 4000K/CRI 80 - 220÷240V

2700K	3000K	4000K
○ FA52700501	○ FA52700301	○ FA52700201
● FA52700506	● FA52700306	● FA52700206
● FA52700512	● FA52700312	● FA52700212
● FA52700518	● FA52700318	● FA52700218
● FA52700530	● FA52700330	● FA52700230
● FA52700533	● FA52700333	● FA52700233

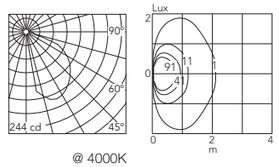

@ 4000K

Hyperion



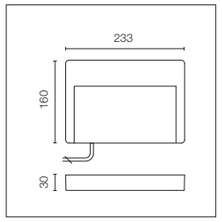

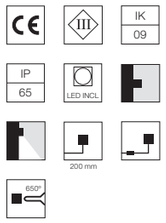

Inklusive LED-Quelle. Die 24 V Gleichstrom-Fernstromversorgung muss separat bestellt werden. Ausgestattet mit einem 300 mm überstehenden Neoprenkabel und einem Set mit Crimpverbindern und selbstklebenden Schrumpfschläuchen, die die Dichtigkeit des Anschlusses garantieren. Optionales Zubehör: Satinierter Aluminiumreflektor, um den Lichtstrom zu erhöhen; 500 mm hoher, stranggepresster Pfosten für die Bollard-Version. Die mit Mörtel zu versenkende Ankerplatte muss separat bestellt werden. Dimmbar.

LED source included. Remote electrical power supply 24V dc to be ordered separately. Equipped with a 300 mm protruding section of neoprene cable and a kit with crimpable connectors and adhesive heat-shrinkable sleeves that guarantee the tightness of the connection. Optional accessories: satin aluminum reflector to increase the luminous flux; 500mm tall, extruded post for the bollard version. Anchor plate to be recessed with mortar needs to be ordered separately. Dimmable.

Mid - Power Led: 7,5W - 739 lm ≠ OUTPUT 401 lm - 2700K/CRI 80 - 24Vdc / 7,5W - 795 lm ≠ OUTPUT 428 lm - 3000K/CRI 80 - 24Vdc / 7,5W - 835 lm ≠ OUTPUT 442 lm - 4000K/CRI 80 - 24Vdc

2700K	3000K	4000K
○ FA52701501	○ FA52701301	○ FA52701201
● FA52701506	● FA52701306	● FA52701206
● FA52701512	● FA52701312	● FA52701212
● FA52701518	● FA52701318	● FA52701218
● FA52701530	● FA52701330	● FA52701230
● FA52701533	● FA52701333	● FA52701233

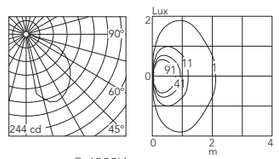

@ 4000K

* Maximale Leuchten pro Stromversorgung / Maximum number of luminaires per power supply.

Maximale Leuchten pro Stromversorgung (220÷ 240 V). Diese Angaben müssen unter Berücksichtigung der spezifischen Installationsbedingungen überprüft werden.

Maximum number of luminaires per power supply. (220÷240 V). These data must be checked taking into account the specific installation conditions.

Acc. RF25747	1	Acc. RF25752	2
Acc. RF25757	1	Acc. RF25755	6
Acc. RF25750	2	Acc. RF25749	9
Acc. F990B21A000	2	Acc. RF25756	12
Acc. RF26387	2		

Hyperion Mini



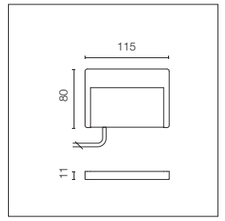



Inklusive LED-Quelle. Ergänzt mit einem reflektierenden Bildschirm. Die 24 V Gleichstrom-Fernstromversorgung muss separat bestellt werden. Optionale Anschlussdose muss separat bestellt werden (3-Modul elektrische Dose, Modell 503). Ausgestattet mit einem 250 mm überstehenden Neoprenkabel und einem Set mit Crimpverbindern und selbstklebenden Schrumpfschläuchen, die die Dichtigkeit des Anschlusses garantieren. Dimmbar.

LED source included. Completed with a reflective screen. Remote electrical power supply 24V dc to be ordered separately. Optional junction box to be ordered separately (3 module electrical box, model 503). Equipped with a 250 mm protruding section of neoprene cable and a kit with crimpable connectors and adhesive heat-shrinkable sleeves that guarantee the tightness of the connection.
Dimmable.

Low - Power Led: 1,9W - 139 lm ≠ OUTPUT 57 lm - 2700K/CRI 80 - 24Vdc / 1,9W - 149 lm ≠ OUTPUT 61 lm - 3000K/CRI 80 - 24Vdc / 1,9W - 156 lm ≠ OUTPUT 64 lm - 4000K/CRI 80 - 24Vdc

2700K	3000K	4000K
○ FA102960001	○ FA102950001	○ FA1022290001
● FA102960006	● FA102950006	● FA1022290006
● FA102960012	● FA102950012	● FA1022290012
● FA102960018	● FA102950018	● FA1022290018
● FA102960030	● FA102950030	● FA1022290030
● FA102960033	● FA102950033	● FA1022290033

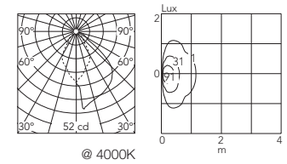

@ 4000K

* Maximale Leuchten pro Stromversorgung / Maximum number of luminaires per power supply.

Maximale Leuchten pro Stromversorgung (220÷ 240 V). Diese Angaben müssen unter Berücksichtigung der spezifischen Installationsbedingungen überprüft werden.

Maximum number of luminaires per power supply. (220÷240 V). These data must be checked taking into account the specific installation conditions.

Acc. RF25754	3	Acc. RF26387	9
Acc. RF25748	3	Acc. RF25752	9
Acc. RF25747	5	Acc. RF25755	25
Acc. RF25757	5	Acc. RF25749	30
Acc. RF25750	8	Acc. RF25756	45
Acc. F990B21A000	8		

Hyperion: Zubehörteile / Accessories

Überspannungsschutzgerät. 275 Vac. Maximaler Entladestrom 10KA (8 / 20µs). Maximaler Betriebsstrom 5A. Geeignet für Reihenschaltung. IP66.	Surge protection device. 275Vac. Maximum discharge current 10KA (8/20µs). Maximum operating current 5A. Suitable for series connection. IP66.	Hyperion F990E00A000	 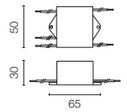
Satiniertes Aluminium-Gestell Stärke 0,5 mm.	Satin aluminium carter Thickness 0.5mm.	Hyperion FA160	 +  Lamp.4 =  Lamp.4+cod.160 =+20% lm 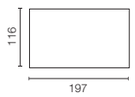
Verwendung des stranggepressten Pfosten als Bollard. Direkte Befestigung mit Dübeln oder mit Ankerplatte und Zugschrauben (optionales Zubehör).	Use of the extruded support as bollard. Direct fixing using studs or a base plate and fixing bolts (optional accessory).	H 500 mm ○ FA24501 ● FA24506 ● FA24512 ● FA24518 ● FA24530 ● FA24533	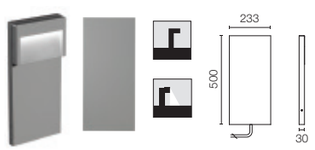
Stiftschraubenplatte.	Base plate with bolt.	Hyperion FA247	 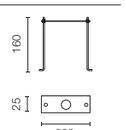
Eingebaute 3-Modul-Anschlussdose (Modell 503).	Recessed 3-module junction box (model 503).	Hyperion Mini F990H010000	 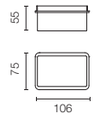

Recessed installation

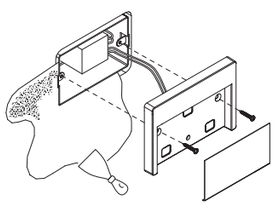

Wall installation

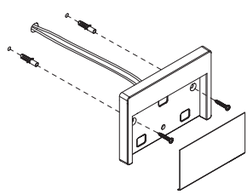

Hyperion: Treiber / Drivers

Netzgerät 24V 10W / 110-240V IP20 Klasse II selv.	Power supply 24V 10W /110-240V IP20 Class II selv.	*RF25747	 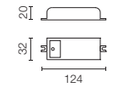
Netzgerät 24V 10W / 110-240V IP67 Klasse II selv.	Power supply 24V 10W / 110-240V IP67 Class II selv.	*RF25757	 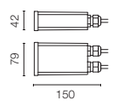
Netzgerät für den Ferneinbau 24Vdc 17W /N110-240V (15W@110V) IP20 Klasse II selv.	Power supply for remote installation 24Vdc 17W / 110-240V (15W@110V) IP20 Class II selv.	*RF25750 Dimmable Push-Dim Or 1-10V See Wiring Diagram n.4. Page 668.	 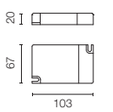
Netzgerät 17W/110÷240V - 24Vdc (15W@110V) IP67 Klasse II selv.	Power supply 17W/110÷240V - 24Vdc (15W@110V) IP67 Class II Selv.	*F990B21A000 Dimmable Push-Dim Or 1-10V See Wiring Diagram n.4. Page 668.	 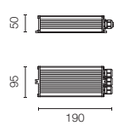
Netzgerät für den Ferneinbau 24Vdc 20W / 110-240Vdc (15W@110V) IP67 Klasse II selv.	Power supply for remote installation 24Vdc 20W / 110-240Vdc (15W@110V) IP67 Class II selv.	*RF26387 Dimmable DALI See Wiring Diagram n.4. Page 668.	 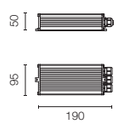
Netzgerät für den Ferneinbau 24Vdc 20W / 220- 240V IP67 Klasse II selv.	Power supply for remote installation 24Vdc 20W / 220-240V IP67 Class II selv.	*RF25752	 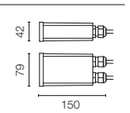
Netzgerät für den Ferneinbau 24Vdc 50W / 120-240V IP67 Klasse II selv.	Power supply for remote installation 24Vdc 50W / 120-240V IP67 Class II selv.	*RF25755	 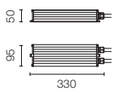
Netzgerät für den Ferneinbau 24Vdc 70W / 220-240V IP67 Klasse II selv.	Power supply for remote installation 24Vdc 70W / 220-240V IP67 Class II selv.	*RF25749	 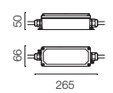
Netzgerät für den Ferneinbau 24Vdc 96W / 120-240V IP67 Klasse II selv.	Power supply for remote installation 24Vdc 96W / 120-240V IP67 Class II selv.	*RF25756	 
Stromversorgung Doppelfunktion Vout 24V Gleichstrom: 8 W/100÷240 V Iout 350 ma: 6x1 W/100÷240 V IP20 Klasse II Selv Eq.	Power supply dual function Vout 24Vdc: 8W/100÷240V Iout 350ma: 6x1W/100÷240V IP20 Class II Selv Eq.	Hyperion Mini *RF25754	 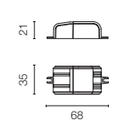
Netzgerät 24V 8W / 110-240V IP65 Klasse II selv.	Power supply 24V 8W / 110-240V IP65 Class II selv.	Hyperion Mini *RF25748	 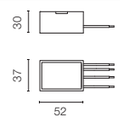

Platter



Platter









Familie / Family

Platter 410



Mid-Power Led
up to 34W
up to 2345 lm - 2700K/CRI 80
up to 2521 lm - 3000K/CRI 80
up to 2712 lm - 4000K/CRI 80
* Net lumen output

Platter 310



Mid-Power Led
up to 18W
up to 1150 lm - 2700K/CRI 80
up to 1237 lm - 3000K/CRI 80
up to 1330 lm - 4000K/CRI 80
* Net lumen output

Platter 210



Mid-Power Led
up to 11W
up to 732 lm - 2700K/CRI 80
up to 787 lm - 3000K/CRI 80
up to 812 lm - 4000K/CRI 80
* Net lumen output

Ausführungen / Colours

01 White



06 Grey



12 Forest Green



18 Deep Brown



30 Black



33 Anthracite



Grey / Brown Brick



Anthracite / Pale Blue



Deep Brown / Pale Brown



Forest Green / Olive Green

Beschreibung / Description

Familie von Leuchten zur Wand- oder Deckenmontage. Sie zeichnen sich durch ihre runde Form aus. Erhältlich in drei Dimensionen. Diffusor aus opalem Kunststoff, der eine hohe Gleichmäßigkeit bei der Lichtabgabe garantiert. EN AB-47100 Druckguss-Montageplatte (mit geringem Kupferanteil), gedrehte Aluminiumstruktur und Kühlkörper. Magnetischer Verschlussrahmen, um die Befestigungsschrauben aus Edelstahl AISI 316L zu verstecken. Sie sind in verschiedenen Ausführungen erhältlich, mit doppelschichtiger Pulverbeschichtung und chemischer Oberflächenbehandlung, um eine hohe Korrosionsbeständigkeit zu gewährleisten

Family of wall or ceiling mounted luminaires. Defined by their round shape. Available in three dimensions. Diffuser made of opal plastic material that guarantees high uniformity in light emission. EN AB-47100 die-cast mounting plate (with low copper content), turned aluminum structure and heat sinks. Magnetic closing frame to hide the AISI 316L stainless steel fixing screws. Available in different finishes, with double-layered powder coating and chemical conversion surface treatment to ensure high corrosion resistance.

Platter 410



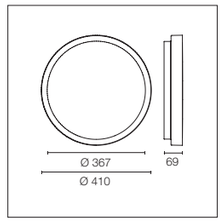

IP 66 · IK 10

Inklusive LED-Quelle. Integrierte Stromversorgung 220-240V ON/OFF und dimmbar 1-10V oder DALI. Mit IP65 Kabelführung für Gummikabel 5 mm<ø<10 mm und einer 2-poligen Anschlussdose für einen schnellen Anschluss. Um die Dichtigkeit der Kabelführung zu gewährleisten, wird empfohlen, flexible Elektrokabel zu verwenden, die für den Außeneinsatz geeignet sind.

LED source included. Integrated power supply 220-240V ON/OFF and dimmable 1-10V or DALI.
With IP65 cable guide for rubber cables 5mm<ø<10mm and a 2-pole connection box for a fast connection. To ensure the tightness of the cable guide it's recommended to use flexible electric cables suitable for exterior use.

Mid-Power Led: 34W - 3590 lm ≠ OUTPUT 2345 lm - 2700K/CRI 80 - 220÷240V / 34W - 3860 lm ≠ OUTPUT 2521 lm - 3000K/CRI 80 - 220÷240V / 34W - 4152 lm ≠ OUTPUT 2712 lm - 4000K/CRI 80 - 220÷240V

2700K

Non Dimmable
- FA53305201
- FA53305206
- FA53305212
- FA53305218
- FA53305230
- FA53305233

1-10V
- FA53305201-310
- FA53305206-310
- FA53305212-310
- FA53305218-310
- FA53305230-310
- FA53305233-310

Dali
- FA53305201-300
- FA53305206-300
- FA53305212-300
- FA53305218-300
- FA53305230-300
- FA53305233-300

3000K

Non Dimmable
- FA53302201
- FA53302206
- FA53302212
- FA53302218
- FA53302230
- FA53302233

1-10V
- FA53302201-310
- FA53302206-310
- FA53302212-310
- FA53302218-310
- FA53302230-310
- FA53302233-310

Dali
- FA53302201-300
- FA53302206-300
- FA53302212-300
- FA53302218-300
- FA53302230-300
- FA53302233-300

4000K

Non Dimmable
- FA53302101
- FA53302106
- FA53302112
- FA53302118
- FA53302130
- FA53302133

1-10V
- FA53302101-310
- FA53302106-310
- FA53302112-310
- FA53302118-310
- FA53302130-310
- FA53302133-310

Dali
- FA53302101-300
- FA53302106-300
- FA53302112-300
- FA53302118-300
- FA53302130-300
- FA53302133-300

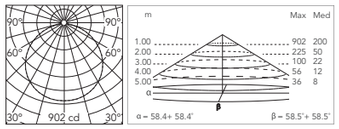

@ 4000K

Platter 410 Grey / Brown Brick



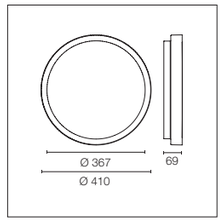

IP 66 · IK 10

Inklusive LED-Quelle. Integrierte Stromversorgung 220-240V ON/OFF und dimmbar 1-10V oder DALI. Mit IP65 Kabelführung für Gummikabel 5 mm<ø<10 mm und einer 2-poligen Anschlussdose für einen schnellen Anschluss. Um die Dichtigkeit der Kabelführung zu gewährleisten, wird empfohlen, flexible Elektrokabel zu verwenden, die für den Außeneinsatz geeignet sind.

LED source included. Integrated power supply 220-240V ON/OFF and dimmable 1-10V or DALI.
With IP65 cable guide for rubber cables 5mm<ø<10mm and a 2-pole connection box for a fast connection. To ensure the tightness of the cable guide it's recommended to use flexible electric cables suitable for exterior use.

Mid-Power Led: 34W - 3590 lm ≠ OUTPUT 2345 lm - 2700K/CRI 80 - 220÷240V / 34W - 3860 lm ≠ OUTPUT 2521 lm - 3000K/CRI 80 - 220÷240V / 34W - 4152 lm ≠ OUTPUT 2712 lm - 4000K/CRI 80 - 220÷240V

2700K

Non Dimmable
- FA533421

1-10V
- FA533421-310

Dali
- FA533421-300

3000K

Non Dimmable
- FA533431

1-10V
- FA533431-310

Dali
- FA533431-300

4000K

Non Dimmable
- FA533441

1-10V
- FA533441-310

Dali
- FA533441-300

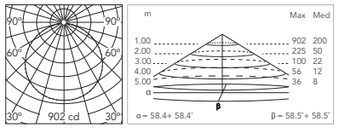

@ 4000K

Platter 410 Anthracite / Pale Blue



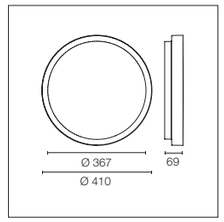

IP 66 · IK 10

Inklusive LED-Quelle. Integrierte Stromversorgung 220-240V ON/OFF und dimmbar 1-10V oder DALI. Mit IP65 Kabelführung für Gummikabel 5 mm<ø<10 mm und einer 2-poligen Anschlussdose für einen schnellen Anschluss. Um die Dichtigkeit der Kabelführung zu gewährleisten, wird empfohlen, flexible Elektrokabel zu verwenden, die für den Außeneinsatz geeignet sind.

LED source included. Integrated power supply 220-240V ON/OFF and dimmable 1-10V or DALI.
With IP65 cable guide for rubber cables 5mm<ø<10mm and a 2-pole connection box for a fast connection. To ensure the tightness of the cable guide it's recommended to use flexible electric cables suitable for exterior use.

Mid-Power Led: 34W - 3590 lm ≠ OUTPUT 2345 lm - 2700K/CRI 80 - 220÷240V / 34W - 3860 lm ≠ OUTPUT 2521 lm - 3000K/CRI 80 - 220÷240V / 34W - 4152 lm ≠ OUTPUT 2712 lm - 4000K/CRI 80 - 220÷240V

2700K

Non Dimmable
- FA533422

1-10V
- FA533422-310

Dali
- FA533422-300

3000K

Non Dimmable
- FA533432

1-10V
- FA533432-310

Dali
- FA533432-300

4000K

Non Dimmable
- FA533442

1-10V
- FA533442-310

Dali
- FA533442-300

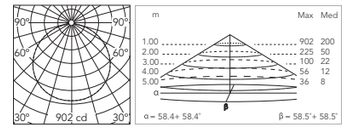

@ 4000K

Platter 410 Deep Brown / Pale Brown



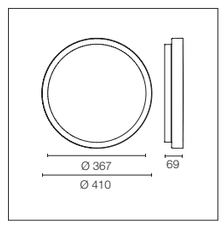

IP 66 · IK 10

Inklusive LED-Quelle. Integrierte Stromversorgung 220-240V ON/OFF und dimmbar 1-10V oder DALI. Mit IP65 Kabelführung für Gummikabel 5 mm<ø<10 mm und einer 2-poligen Anschlussdose für einen schnellen Anschluss. Um die Dichtigkeit der Kabelführung zu gewährleisten, wird empfohlen, flexible Elektrokabel zu verwenden, die für den Außeneinsatz geeignet sind.

LED source included. Integrated power supply 220-240V ON/OFF and dimmable 1-10V or DALI.
With IP65 cable guide for rubber cables 5mm<ø<10mm and a 2-pole connection box for a fast connection. To ensure the tightness of the cable guide it's recommended to use flexible electric cables suitable for exterior use.

Mid-Power Led: 34W - 3590 lm ≠ OUTPUT 2345 lm - 2700K/CRI 80 - 220÷240V / 34W - 3860 lm ≠ OUTPUT 2521 lm - 3000K/CRI 80 - 220÷240V / 34W - 4152 lm ≠ OUTPUT 2712 lm - 4000K/CRI 80 - 220÷240V

2700K

Non Dimmable
- FA533423

1-10V
- FA533423-310

Dali
- FA533423-300

3000K

Non Dimmable
- FA533433

1-10V
- FA533433-310

Dali
- FA533433-300

4000K

Non Dimmable
- FA533443

1-10V
- FA533443-310

Dali
- FA533443-300

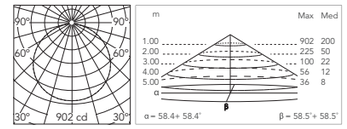

@ 4000K

Platter 410 Forest Green / Olive Green



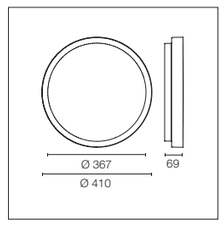

IP 66 · IK 10

Inklusive LED-Quelle. Integrierte Stromversorgung 220-240V ON/OFF und dimmbar 1-10V oder DALI. Mit IP65 Kabelführung für Gummikabel 5 mm<ø<10 mm und einer 2-poligen Anschlussdose für einen schnellen Anschluss. Um die Dichtigkeit der Kabelführung zu gewährleisten, wird empfohlen, flexible Elektrokabel zu verwenden, die für den Außeneinsatz geeignet sind.

LED source included. Integrated power supply 220-240V ON/OFF and dimmable 1-10V or DALI.
With IP65 cable guide for rubber cables 5mm<ø<10mm and a 2-pole connection box for a fast connection. To ensure the tightness of the cable guide it's recommended to use flexible electric cables suitable for exterior use.

Mid-Power Led: 34W - 3590 lm ≠ OUTPUT 2345 lm - 2700K/CRI 80 - 220÷240V / 34W - 3860 lm ≠ OUTPUT 2521 lm - 3000K/CRI 80 - 220÷240V / 34W - 4152 lm ≠ OUTPUT 2712 lm - 4000K/CRI 80 - 220÷240V

2700K

Non Dimmable
- FA533424

1-10V
- FA533424-310

Dali
- FA533424-300

3000K

Non Dimmable
- FA533434

1-10V
- FA533434-310

Dali
- FA533434-300

4000K

Non Dimmable
- FA533444

1-10V
- FA533444-310

Dali
- FA533444-300

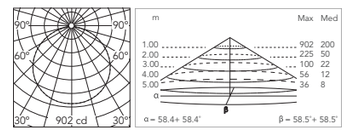

@ 4000K

Platter 310



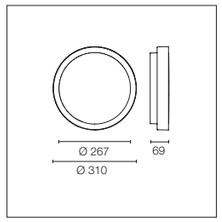

IP 66

IK 10

Inklusive LED-Quelle. Integrierte Stromversorgung 220-240V ON/OFF und dimmbar 1-10V oder DALI. Mit IP65 Kabelführung für Gummikabel 5 mm<ø<10 mm und einer 2-poligen Anschlussdose für einen schnellen Anschluss. Um die Dichtigkeit der Kabelführung zu gewährleisten, wird empfohlen, flexible Elektrokabel zu verwenden, die für den Außeneinsatz geeignet sind.

LED source included. Integrated power supply 220-240V ON/OFF and dimmable 1-10V or DALI.
With IP65 cable guide for rubber cables 5mm<ø<10mm and a 2-pole connection box for a fast connection. To ensure the tightness of the cable guide it's recommended to use flexible electric cables suitable for exterior use.

Mid-Power Led: 18W - 1874 lm ≠ OUTPUT 1150 lm - 2700K/CRI 80 - 220÷240V / 18W - 2015 lm ≠ OUTPUT 1237 lm - 3000K/CRI 80 - 220÷240V / 18W - 2168 lm ≠ OUTPUT 1330 lm - 4000K/CRI 80 - 220÷240V

2700K

Non Dimmable
- FA53305101
- FA53305106
- FA53305112
- FA53305118
- FA53305130
- FA53305133

1-10V
- FA53305101-310
- FA53305106-310
- FA53305112-310
- FA53305118-310
- FA53305130-310
- FA53305133-310

Dali
- FA53305101-300
- FA53305106-300
- FA53305112-300
- FA53305118-300
- FA53305130-300
- FA53305133-300

3000K

Non Dimmable
- FA53301201
- FA53301206
- FA53301212
- FA53301218
- FA53301230
- FA53301233

1-10V
- FA53301201-310
- FA53301206-310
- FA53301212-310
- FA53301218-310
- FA53301230-310
- FA53301233-310

Dali
- FA53301201-300
- FA53301206-300
- FA53301212-300
- FA53301218-300
- FA53301230-300
- FA53301233-300

4000K

Non Dimmable
- FA53301101
- FA53301106
- FA53301112
- FA53301118
- FA53301130
- FA53301133

1-10V
- FA53301101-310
- FA53301106-310
- FA53301112-310
- FA53301118-310
- FA53301130-310
- FA53301133-310

Dali
- FA53301101-300
- FA53301106-300
- FA53301112-300
- FA53301118-300
- FA53301130-300
- FA53301133-300

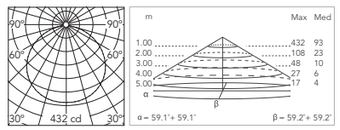

@ 4000K

Platter 310 Grey / Brown Brick



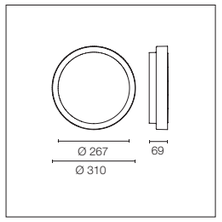

IP 66

IK 10

Inklusive LED-Quelle. Integrierte Stromversorgung 220-240V ON/OFF und dimmbar 1-10V oder DALI. Mit IP65 Kabelführung für Gummikabel 5 mm<ø<10 mm und einer 2-poligen Anschlussdose für einen schnellen Anschluss. Um die Dichtigkeit der Kabelführung zu gewährleisten, wird empfohlen, flexible Elektrokabel zu verwenden, die für den Außeneinsatz geeignet sind.

LED source included. Integrated power supply 220-240V ON/OFF and dimmable 1-10V or DALI.
With IP65 cable guide for rubber cables 5mm<ø<10mm and a 2-pole connection box for a fast connection. To ensure the tightness of the cable guide it's recommended to use flexible electric cables suitable for exterior use.

Mid-Power Led: 18W - 1874 lm ≠ OUTPUT 1150 lm - 2700K/CRI 80 - 220÷240V / 18W - 2015 lm ≠ OUTPUT 1237 lm - 3000K/CRI 80 - 220÷240V / 18W - 2168 lm ≠ OUTPUT 1330 lm - 4000K/CRI 80 - 220÷240V

2700K

Non Dimmable
- FA53321

1-10V
- FA53321-310

Dali
- FA53321-300

3000K

Non Dimmable
- FA53331

1-10V
- FA53331-310

Dali
- FA53331-300

4000K

Non Dimmable
- FA53341

1-10V
- FA53341-310

Dali
- FA53341-300

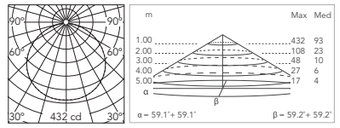

@ 4000K

Platter 310 Anthracite / Pale Blue



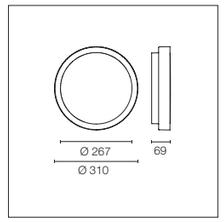

IP 66

IK 10

Inklusive LED-Quelle. Integrierte Stromversorgung 220-240V ON/OFF und dimmbar 1-10V oder DALI. Mit IP65 Kabelführung für Gummikabel 5 mm<ø<10 mm und einer 2-poligen Anschlussdose für einen schnellen Anschluss. Um die Dichtigkeit der Kabelführung zu gewährleisten, wird empfohlen, flexible Elektrokabel zu verwenden, die für den Außeneinsatz geeignet sind.

LED source included. Integrated power supply 220-240V ON/OFF and dimmable 1-10V or DALI.
With IP65 cable guide for rubber cables 5mm<ø<10mm and a 2-pole connection box for a fast connection. To ensure the tightness of the cable guide it's recommended to use flexible electric cables suitable for exterior use.

Mid-Power Led: 18W - 1874 lm ≠ OUTPUT 1150 lm - 2700K/CRI 80 - 220÷240V / 18W - 2015 lm ≠ OUTPUT 1237 lm - 3000K/CRI 80 - 220÷240V / 18W - 2168 lm ≠ OUTPUT 1330 lm - 4000K/CRI 80 - 220÷240V

2700K

Non Dimmable
- FA533322

1-10V
- FA533322-310

Dali
- FA533322-300

3000K

Non Dimmable
- FA533332

1-10V
- FA533332-310

Dali
- FA533332-300

4000K

Non Dimmable
- FA533342

1-10V
- FA533342-310

Dali
- FA533342-300

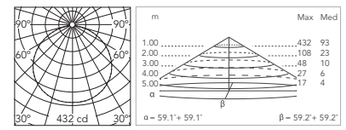

@ 4000K

Platter 310 Deep Brown / Pale Brown



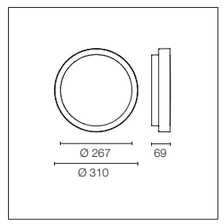

IP 66

IK 10

Inklusive LED-Quelle. Integrierte Stromversorgung 220-240V ON/OFF und dimmbar 1-10V oder DALI. Mit IP65 Kabelführung für Gummikabel 5 mm<ø<10 mm und einer 2-poligen Anschlussdose für einen schnellen Anschluss. Um die Dichtigkeit der Kabelführung zu gewährleisten, wird empfohlen, flexible Elektrokabel zu verwenden, die für den Außeneinsatz geeignet sind.

LED source included. Integrated power supply 220-240V ON/OFF and dimmable 1-10V or DALI.
With IP65 cable guide for rubber cables 5mm<ø<10mm and a 2-pole connection box for a fast connection. To ensure the tightness of the cable guide it's recommended to use flexible electric cables suitable for exterior use.

Mid-Power Led: 18W - 1874 lm ≠ OUTPUT 1150 lm - 2700K/CRI 80 - 220÷240V / 18W - 2015 lm ≠ OUTPUT 1237 lm - 3000K/CRI 80 - 220÷240V / 18W - 2168 lm ≠ OUTPUT 1330 lm - 4000K/CRI 80 - 220÷240V

2700K

Non Dimmable
- FA533323

1-10V
- FA533323-310

Dali
- FA533323-300

3000K

Non Dimmable
- FA533333

1-10V
- FA533333-310

Dali
- FA533333-300

4000K

Non Dimmable
- FA533343

1-10V
- FA533343-310

Dali
- FA533343-300

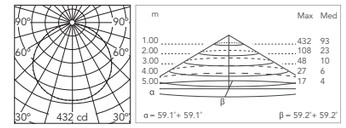

@ 4000K

Platter 310 Forest Green / Olive Green



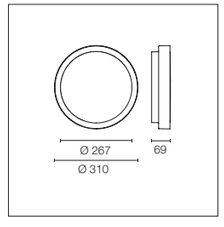

IP 66

IK 10

Inklusive LED-Quelle. Integrierte Stromversorgung 220-240V ON/OFF und dimmbar 1-10V oder DALI. Mit IP65 Kabelführung für Gummikabel 5 mm<ø<10 mm und einer 2-poligen Anschlussdose für einen schnellen Anschluss. Um die Dichtigkeit der Kabelführung zu gewährleisten, wird empfohlen, flexible Elektrokabel zu verwenden, die für den Außeneinsatz geeignet sind.

LED source included. Integrated power supply 220-240V ON/OFF and dimmable 1-10V or DALI.
With IP65 cable guide for rubber cables 5mm<ø<10mm and a 2-pole connection box for a fast connection. To ensure the tightness of the cable guide it's recommended to use flexible electric cables suitable for exterior use.

Mid-Power Led: 18W - 1874 lm ≠ OUTPUT 1150 lm - 2700K/CRI 80 - 220÷240V / 18W - 2015 lm ≠ OUTPUT 1237 lm - 3000K/CRI 80 - 220÷240V / 18W - 2168 lm ≠ OUTPUT 1330 lm - 4000K/CRI 80 - 220÷240V

2700K

Non Dimmable
- FA533324

1-10V
- FA533324-310

Dali
- FA533324-300

3000K

Non Dimmable
- FA533334

1-10V
- FA533334-310

Dali
- FA533334-300

4000K

Non Dimmable
- FA533344

1-10V
- FA533344-310

Dali
- FA533344-300

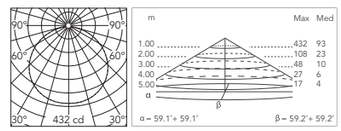

@ 4000K

Platter 210



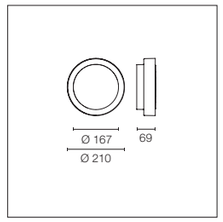

IK 10

IP 66

Inklusive LED-Quelle. Integrierte elektrische Stromversorgung 220-240 V ON/OFF. Mit IP65 Kabelführung für Gummikabel 5 mm<ø<10 mm und einer 2-poligen Anschlussdose für einen schnellen Anschluss. Um die Dichtigkeit der Kabelführung zu gewährleisten, wird empfohlen, flexible Elektrokabel zu verwenden, die für den Außeneinsatz geeignet sind.

LED source included. Integrated electrical power supply 220-240V ON/OFF. With IP65 cable guide for rubber cables 5mm<ø<10mm and a 2-pole connection box for a fast connection. To ensure the tightness of the cable guide it's recommended to use flexible electric cables suitable for exterior use.

Mid-Power Led: 11W - 1202 lm ≠ OUTPUT 732 lm - 2700K/CRI 80 - 220÷240V / 11W - 1292 lm ≠ OUTPUT 787 lm - 3000K/CRI 80 - 220÷240V / 11W - 1334 lm ≠ OUTPUT 812 lm - 4000K/CRI 80 - 220÷240V

2700K
- ○ FA53305001
- ● FA53305006
- ● FA53305012
- ● FA53305018
- ● FA53305030
- ● FA53305033

3000K
- ○ FA53300201
- ● FA53300206
- ● FA53300212
- ● FA53300218
- ● FA53300230
- ● FA53300233

4000K
- ○ FA53300101
- ● FA53300106
- ● FA53300112
- ● FA53300118
- ● FA53300130
- ● FA53300133

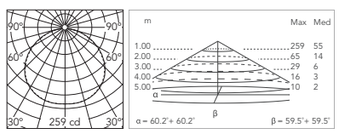

@ 4000K

Platter 210 Grey / Brown Brick



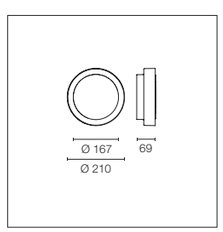

IK 10

IP 66

Inklusive LED-Quelle. Integrierte elektrische Stromversorgung 220-240 V ON/OFF. Mit IP65 Kabelführung für Gummikabel 5 mm<ø<10 mm und einer 2-poligen Anschlussdose für einen schnellen Anschluss. Um die Dichtigkeit der Kabelführung zu gewährleisten, wird empfohlen, flexible Elektrokabel zu verwenden, die für den Außeneinsatz geeignet sind.

LED source included. Integrated electrical power supply 220-240V ON/OFF. With IP65 cable guide for rubber cables 5mm<ø<10mm and a 2-pole connection box for a fast connection. To ensure the tightness of the cable guide it's recommended to use flexible electric cables suitable for exterior use.

Mid-Power Led: 11W - 1261 lm ≠ OUTPUT 765 lm - 2700K/CRI 80 - 220÷240V / 11W - 1292 lm ≠ OUTPUT 787 lm - 3000K/CRI 80 - 220÷240V / 11W - 1334 lm ≠ OUTPUT 812 lm - 4000K/CRI 80 - 220÷240V

2700K
- ●● FA533221

3000K
- ●● FA533231

4000K
- ●● FA533241

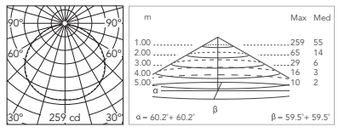

@ 4000K

Platter 210 Anthracite / Pale Blue



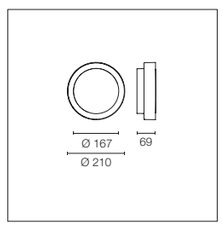

IK 10

IP 66

Inklusive LED-Quelle. Integrierte elektrische Stromversorgung 220-240 V ON/OFF. Mit IP65 Kabelführung für Gummikabel 5 mm<ø<10 mm und einer 2-poligen Anschlussdose für einen schnellen Anschluss. Um die Dichtigkeit der Kabelführung zu gewährleisten, wird empfohlen, flexible Elektrokabel zu verwenden, die für den Außeneinsatz geeignet sind.

LED source included. Integrated electrical power supply 220-240V ON/OFF. With IP65 cable guide for rubber cables 5mm<ø<10mm and a 2-pole connection box for a fast connection. To ensure the tightness of the cable guide it's recommended to use flexible electric cables suitable for exterior use.

Mid-Power Led: 11W - 1202 lm ≠ OUTPUT 732 lm - 2700K/CRI 80 - 220÷240V / 11W - 1292 lm ≠ OUTPUT 787 lm - 3000K/CRI 80 - 220÷240V / 11W - 1334 lm ≠ OUTPUT 812 lm - 4000K/CRI 80 - 220÷240V

2700K
- ●● FA533222

3000K
- ●● FA533232

4000K
- ●● FA533242

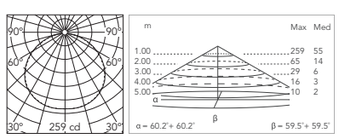

@ 4000K

Platter 210 Deep Brown / Pale Brown



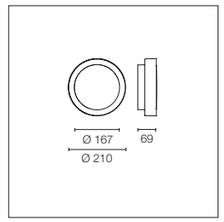

IK 10

IP 66

Inklusive LED-Quelle. Integrierte elektrische Stromversorgung 220-240 V ON/OFF. Mit IP65 Kabelführung für Gummikabel 5 mm<ø<10 mm und einer 2-poligen Anschlussdose für einen schnellen Anschluss. Um die Dichtigkeit der Kabelführung zu gewährleisten, wird empfohlen, flexible Elektrokabel zu verwenden, die für den Außeneinsatz geeignet sind.

LED source included. Integrated electrical power supply 220-240V ON/OFF. With IP65 cable guide for rubber cables 5mm<ø<10mm and a 2-pole connection box for a fast connection. To ensure the tightness of the cable guide it's recommended to use flexible electric cables suitable for exterior use.

Mid-Power Led: 11W - 1202 lm ≠ OUTPUT 732 lm - 2700K/CRI 80 - 220÷240V / 11W - 1292 lm ≠ OUTPUT 787 lm - 3000K/CRI 80 - 220÷240V / 11W - 1334 lm ≠ OUTPUT 812 lm - 4000K/CRI 80 - 220÷240V

2700K
- ●● FA533223

3000K
- ●● FA533233

4000K
- ●● FA533243

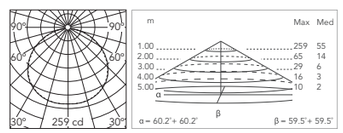

@ 4000K

Platter 210 Forest Green / Olive Green



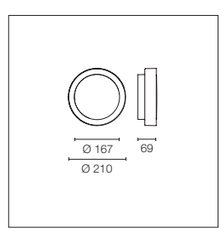

IK 10

IP 66

Inklusive LED-Quelle. Integrierte elektrische Stromversorgung 220-240 V ON/OFF. Mit IP65 Kabelführung für Gummikabel 5 mm<ø<10 mm und einer 2-poligen Anschlussdose für einen schnellen Anschluss. Um die Dichtigkeit der Kabelführung zu gewährleisten, wird empfohlen, flexible Elektrokabel zu verwenden, die für den Außeneinsatz geeignet sind.

LED source included. Integrated electrical power supply 220-240V ON/OFF. With IP65 cable guide for rubber cables 5mm<ø<10mm and a 2-pole connection box for a fast connection. To ensure the tightness of the cable guide it's recommended to use flexible electric cables suitable for exterior use.

Mid-Power Led: 11W - 1202 lm ≠ OUTPUT 732 lm - 2700K/CRI 80 - 220÷240V / 11W - 1292 lm ≠ OUTPUT 787 lm - 3000K/CRI 80 - 220÷240V / 11W - 1334 lm ≠ OUTPUT 812 lm - 4000K/CRI 80 - 220÷240V

2700K
- ●● FA533224

3000K
- ●● FA533234

4000K
- ●● FA533244

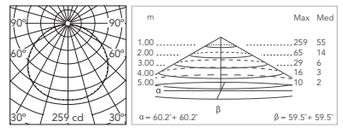

@ 4000K

Platter: Zubehörteile / Accessories

Überspannungsschutzgerät. 275 Vac. Maximaler Entladestrom 10KA (8 / 20µs). Maximaler Betriebsstrom 5A. Geeignet für Reihenschaltung. IP66.	Surge protection device. 275Vac. Maximum discharge current 10KA (8/20µs). Maximum operating current 5A. Suitable for series connection. IP66.	F990E00A000



Emma





Emma Ceiling 2

Emma Wall 1





Emma Wall 3

Familie / Family

Emma Wall 1



Par 16
up to 35W
230V - GZ10

Power Led
up to 6W
up to 303 lm - 2700K/CRI 80
up to 328 lm - 3000K/CRI 80
up to 340 lm - 4000K/CRI 80
* Net lumen output

Emma Wall 2
Mono / Double



Par 16
up to 35W
230V - GZ10

Power Led
up to 6,5W
up to 439 lm - 2700K/CRI 80
up to 472 lm - 3000K/CRI 80
up to 488 lm - 4000K/CRI 80
* Net lumen output

Par 16
up to 2 x 35W
230V - GZ10

Power Led
up to 12W
up to 2x439 lm - 2700K/CRI 80
up to 2x472 lm - 3000K/CRI 80
up to 2x488 lm - 4000K/CRI 80
* Net lumen output

Emma Wall 3
Mono / Double



CoB Led
up to 14,5W
up to 1569 lm - 2700K/CRI 80
up to 1687 lm - 3000K/CRI 80
up to 1757 lm - 4000K/CRI 80
* Net lumen output

CoB Led
up to 27W
up to 2x1569 lm - 2700K/CRI 80
up to 2x1687 lm - 3000K/CRI 80
up to 2x1757 lm - 4000K/CRI 80
* Net lumen output

Emma Wall 4
Mono / Double



CoB Led
up to 20W
up to 2121 lm - 2700K/CRI 80
up to 2281 lm - 3000K/CRI 80
up to 2382 lm - 4000K/CRI 80
* Net lumen output

CoB Led
up to 39W
up to 2x2121 lm - 2700K/CRI 80
up to 2x2281 lm - 3000K/CRI 80
up to 2x2382 lm - 4000K/CRI 80
* Net lumen output

Emma Ceiling 2



Power Led
up to 6W
up to 314 lm - 2700K/CRI 80
up to 338 lm - 3000K/CRI 80
up to 363 lm - 4000K/CRI 80
* Net lumen output

Emma Ceiling 3



CoB Led
up to 12W
up to 752 lm - 3000K/CRI 80

CoB Led
up to 15W
up to 1455 lm - 2700K/CRI 80
up to 1564 lm - 3000K/CRI 80
up to 1641 lm - 4000K/CRI 80
* Net lumen output

Emma Ceiling 4



CoB Led
up to 24W
up to 1659 lm - 3000K/CRI 80

CoB Led
up to 20W
up to 1907 lm - 2700K/CRI 80
up to 2050 lm - 3000K/CRI 80
up to 2102 lm - 4000K/CRI 80
* Net lumen output

Beschreibung / Description

Komplette Leuchtenfamilie mit LED-Quelle zur Wand- und Deckenmontage. Sie zeichnen sich durch ihre zylindrische Form aus. Sie sind in verschiedenen Durchmessern und Ausführungen erhältlich, mit doppelschichtiger Pulverbeschichtung und chemischer Oberflächenbehandlung, um eine hohe Korrosionsbeständigkeit zu gewährleisten. Die Befestigungsschrauben sind aus Edelstahl AISI 316L gefertigt.

Emma Wall
Wandleuchte, erhältlich in drei verschiedenen Durchmessern. Erhältlich als Monoemissions- und Bi-Emissionsversion mit verschiedenen Abstrahlwinkeln. Gehäuse aus stranggepresstem Aluminium, Montageplatte und Deckel und Boden aus Aluminiumdruckguss EN AB-47100 (mit geringem Kupferanteil). Extraklarer Glas-Diffusor mit Siebdruckkante und am Rand der Lampe mit einem Roboterklebesystem befestigt, um Wasseransammlung zu vermeiden. Inklusive Edelstahlbügel.

Emma Ceiling
Wandleuchte, erhältlich in drei verschiedenen Durchmessern. Erhältlich als Monoemissions- und Bi-Emissionsversion mit verschiedenen Abstrahlwinkeln. Gehäuse aus stranggepresstem Aluminium, Montageplatte und Deckel und Boden aus Aluminiumdruckguss EN AB-47100 (mit geringem Kupferanteil). Extraklarer Glas-Diffusor mit Siebdruckkante und am Rand der Lampe mit einem Roboterklebesystem befestigt, um Wasseransammlung zu vermeiden. Inklusive Edelstahlbügel.

Complete luminaire family with LED source for wall and ceiling mounting. Defined by their cylinder shape. Available in different diameters and different finishes, with double-layered powder coating and chemical conversion surface treatment to ensure high corrosion resistance. The fixing screws are made of stainless steel AISI 316L.

Emma Wall
Wall luminaire, available in three different diameters. Available in mono-emission and bi-emission versions with different beam angles. Extruded aluminum body, EN AB-47100 die cast aluminum mounting plate and top and bottom lid (with low copper content). Extraclear glass diffuser with silkscreen edge, attached flush to the edge of the lamp with a robotic gluing system to avoid water deposits. Stainless steel bracket included.

Emma Ceiling
Ceiling luminaire, available in three different diameters and different beam angles. Extruded aluminum body, EN AB-47100 die cast aluminum mounting plate and top and bottom lid (with low copper content). Extraclear glass diffuser with silkscreen and textured edge, attached flush to the edge of the lamp with a robotic gluing system to avoid water deposits.

Ausführungen / Colours

01 White


06 Grey


12 Forest Green


18 Deep Brown


30 Black


33 Anthracite

Emma Wall 1 Retrofi



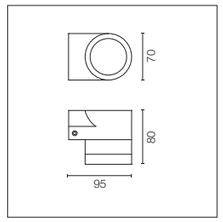

IP 54 · IK 08

GZ10-Glühbirnenfassung nicht enthalten, kompatibel mit nachrüstbaren LED-Glühbirnen. Elektrische Stromversorgung 220-230 V ON/OFF. Mit IP65 Kabelführung für Gummikabel 5 mm<ø<10 mm und einer 2-poligen Anschlussdose für einen schnellen Anschluss. Um die Dichtigkeit der Kabelführung zu gewährleisten, wird empfohlen, flexible Elektrokabel zu verwenden, die für den Außeneinsatz geeignet sind.

GZ10 bulb holder not included, compatible with retrofit LED bulbs. Electrical power supply 220-230V ON/OFF. With IP65 cable guide for rubber cables 5mm<ø<10mm and a 2-pole connection box for fast connections. To ensure the tightness of the cable guide it's recommended to use flexible electric cables suitable for exterior use.

PAR 16: 35W - 230V - GZ 10 - Optional LED bulb: DR PAR 7,5W - 230V - GZ 10 - Lamp max size ø50mm H. 55mm

- ○ FA84280001
- ● FA84280006
- ● FA84280012
- ● FA84280018
- ● FA84280030
- ● FA84280033

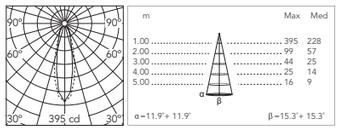

Emma Wall 1



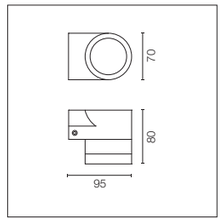

IP 54 · IK 08

Inklusive LED-Quelle. Integrierte elektrische Stromversorgung 220-240 V ON/OFF. Mit IP65 Kabelführung für Gummikabel 5 mm<ø<10 mm und einer Anschlussdose für einen schnellen Anschluss. Um die Dichtigkeit der Kabelführung zu gewährleisten, wird empfohlen, flexible Elektrokabel zu verwenden, die für den Außeneinsatz geeignet sind.

LED source included. Integrated electrical power supply 220-240V ON/OFF. With IP65 cable guide for rubber cables 5mm<ø<10mm and a connection box for fast connections. To ensure the tightness of the cable guide it's recommended to use flexible electric cables suitable for exterior use.

Optic Spot 14°

Power Led: 6W - 417 lm ≠ OUTPUT 303 lm - 2700K/CRI 80 - 220÷230V / 6W - 447 lm ≠ OUTPUT 328 lm - 3000K/CRI 80 - 220÷230V / 6W - 462 lm ≠ OUTPUT 340 lm - 4000K/CRI 80 - 220÷230V

2700K	3000K	4000K
○ FA844281101	○ FA844281201	○ FA844281301
● FA844281106	● FA844281206	● FA844281306
● FA844281112	● FA844281212	● FA844281312
● FA844281118	● FA844281218	● FA844281318
● FA844281130	● FA844281230	● FA844281330
● FA844281133	● FA844281233	● FA844281333

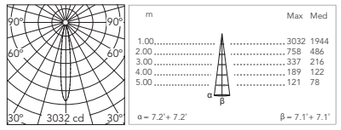

@ 3000K

Optic Medium 54°

Power Led: 6W - 417 lm ≠ OUTPUT 270 lm - 2700K/CRI 80 - 220÷230V / 6W - 447 lm ≠ OUTPUT 293 lm - 3000K/CRI 80 - 220÷230V / 6W - 462 lm ≠ OUTPUT 304 lm - 4000K/CRI 80 - 220÷230V

2700K	3000K	4000K
○ FA844282101	○ FA844282201	○ FA844282301
● FA844282106	● FA844282206	● FA844282306
● FA844282112	● FA844282212	● FA844282312
● FA844282118	● FA844282218	● FA844282318
● FA844282130	● FA844282230	● FA844282330
● FA844282133	● FA844282233	● FA844282333

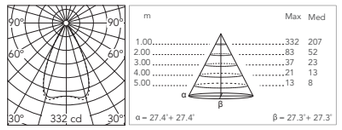

@ 3000K

Emma Wall 2 Mono Retrofi



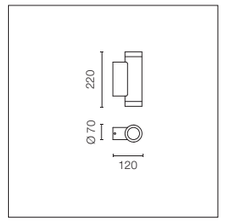

IP 66 · IK 08

GZ10-Glühbirnenfassung nicht enthalten, kompatibel mit nachrüstbaren LED-Glühbirnen. Elektrische Stromversorgung 220-230 V ON/OFF. Mit IP65 Kabelführung für Gummikabel 5 mm<ø<10 mm und einer Anschlussdose für einen schnellen Anschluss. Um die Dichtigkeit der Kabelführung zu gewährleisten, wird empfohlen, flexible Elektrokabel zu verwenden, die für den Außeneinsatz geeignet sind.

GZ10 bulb holder not included, compatible with retrofit LED bulbs. Electrical power supply 220-230V ON/OFF. With IP65 cable guide for rubber cables 5mm<ø<10mm and a connection box for fast connections. To ensure the tightness of the cable guide it's recommended to use flexible electric cables suitable for exterior use.

PAR 16: 35W - 230V - GZ 10 - Lamp max size ø50mm H. 55mm - Optional LED bulb: DR PAR 7,5W - 230V - GZ 10

- ○ FA116282101
- ● FA116282106
- ● FA116282112
- ● FA116282118
- ● FA116282130
- ● FA116282133

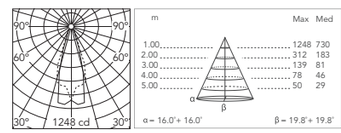

@ 4000K

Emma Wall 2 Mono Led



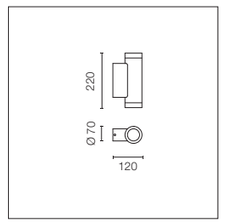

IP 66 · LED INCL · IK 08

Inklusive LED-Quelle. Integrierte elektrische Stromversorgung 220-240 V ON/OFF. Mit IP65 Kabelführung für Gummikabel 5 mm<ø<10 mm und einer Anschlussdose für einen schnellen Anschluss. Um die Dichtigkeit der Kabelführung zu gewährleisten, wird empfohlen, flexible Elektrokabel zu verwenden, die für den Außeneinsatz geeignet sind.

LED source included. Integrated electrical power supply 220-240V ON/OFF. With IP65 cable guide for rubber cables 5mm<ø<10mm and a connection box for fast connections. To ensure the tightness of the cable guide it's recommended to use flexible electric cables suitable for exterior use.

Optic Spot 14°

Power Led: 6,5W - 574 lm ≠ OUTPUT 439 lm - 2700K/CRI 80 - 110÷240V / 6,5W - 617 lm ≠ OUTPUT 472 lm - 3000K/CRI 80 - 110÷240V / 6,5W - 649 lm ≠ OUTPUT 488 lm - 4000K/CRI 80 - 110÷240V

2700K	3000K	4000K
○ FA116271201	○ FA116561201	○ FA1161721201
● FA116271206	● FA116561206	● FA1161721206
● FA116271212	● FA116561212	● FA1161721212
● FA116271218	● FA116561218	● FA1161721218
● FA116271230	● FA116561230	● FA1161721230
● FA116271233	● FA116561233	● FA1161721233

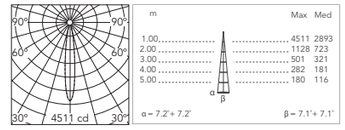

@ 4000K

Optic Medium 54°

Power Led: 6,5W - 574 lm ≠ OUTPUT 392 lm - 2700K/CRI 80 - 110÷240V / 6,5W - 617 lm ≠ OUTPUT 422 lm - 3000K/CRI 80 - 110÷240V / 6,5W - 649 lm ≠ OUTPUT 436 lm - 4000K/CRI 80 - 110÷240V

2700K	3000K	4000K
○ FA116272101	○ FA116562101	○ FA1161722101
● FA116272106	● FA116562106	● FA1161722106
● FA116272112	● FA116562112	● FA1161722112
● FA116272118	● FA116562118	● FA1161722118
● FA116272130	● FA116562130	● FA1161722130
● FA116272133	● FA116562133	● FA1161722133

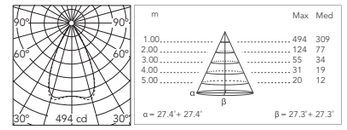

@ 4000K

Emma Wall 2 Double Retrofi



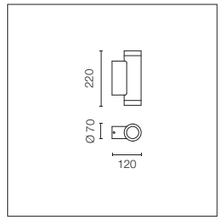

IP 66 · IK 08

GZ10-Glühbirnenfassung nicht enthalten, kompatibel mit nachrüstbaren LED-Glühbirnen. Elektrische Stromversorgung 220-230 V ON/OFF. Mit IP65 Kabelführung für Gummikabel 5 mm<ø<10 mm und einer 2-poligen Anschlussdose für einen schnellen Anschluss. Um die Dichtigkeit der Kabelführung zu gewährleisten, wird empfohlen, flexible Elektrokabel zu verwenden, die für den Außeneinsatz geeignet sind.

GZ10 bulb holder not included, compatible with retrofit LED bulbs. Electrical power supply 220-230V ON/OFF. With IP65 cable guide for rubber cables 5mm<ø<10mm and a 2-pole connection box for fast connections. To ensure the tightness of the cable guide it's recommended to use flexible electric cables suitable for exterior use.

PAR 16: 2x35W - 230V - GZ 10 - Lamp max size ø50mm H. 55mm - Optional LED bulb: DR PAR 7,5W - 230V - GZ 10

- ○ FA116284201
- ● FA116284206
- ● FA116284212
- ● FA116284218
- ● FA116284230
- ● FA116284233

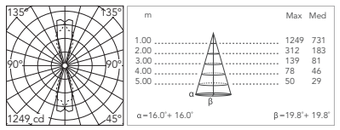

@ 4000K

Emma Wall 2 Double Led



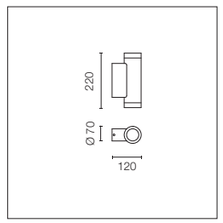

IP 66 · LED INCL · IK 08

Inklusive LED-Quelle. Elektrische Stromversorgung 220-240 V ON/OFF. Mit IP65 Kabelführung für Gummikabel 5 mm<ø<10 mm und einer Anschlussdose für einen schnellen Anschluss. Um die Dichtigkeit der Kabelführung zu gewährleisten, wird empfohlen, flexible Elektrokabel zu verwenden, die für den Außeneinsatz geeignet sind.

LED source included. Electrical power supply 220-240V ON/OFF. With IP65 cable guide for rubber cables 5mm<ø<10mm and a connection box for fast connections. To ensure the tightness of the cable guide it's recommended to use flexible electric cables suitable for exterior use.

Optic Spot 14°

Power Led: 12W - 2x574 lm ≠ OUTPUT 2x439 lm - 2700K/CRI 80 - 110÷240V / 12W - 2x617 lm ≠ OUTPUT 2x472 lm - 3000K/CRI 80 - 110÷240V / 12W - 2x649 lm ≠ OUTPUT 2x488 lm - 4000K/CRI 80 - 110÷240V

2700K	3000K	4000K
○ FA1162711301	○ FA1165611301	○ FA11617211301
● FA1162711306	● FA1165611306	● FA11617211306
● FA1162711312	● FA1165611312	● FA11617211312
● FA1162711318	● FA1165611318	● FA11617211318
● FA1162711330	● FA1165611330	● FA11617211330
● FA1162711333	● FA1165611333	● FA11617211333

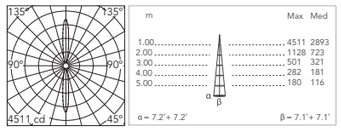

@ 4000K

Optic Medium 54°

Power Led: 12W - 2x574 lm ≠ OUTPUT 2x392 lm - 2700K/CRI 80 - 110÷240V / 12W - 2x617 lm ≠ OUTPUT 2x422 lm - 3000K/CRI 80 - 110÷240V / 12W - 2x649 lm ≠ OUTPUT 2x436 lm - 4000K/CRI 80 - 110÷240V

2700K	3000K	4000K
○ FA116274201	○ FA116564201	○ FA1161724201
● FA116274206	● FA116564206	● FA1161724206
● FA116274212	● FA116564212	● FA1161724212
● FA116274218	● FA116564218	● FA1161724218
● FA116274230	● FA116564230	● FA1161724230
● FA116274233	● FA116564233	● FA1161724233

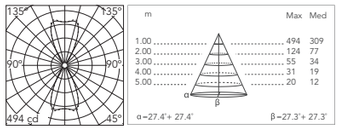

@ 4000K

Emma Wall 3 Mono



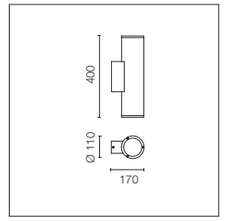

IP 66 · LED INCL · IK 08

Inklusive LED-Quelle. Elektrische Stromversorgung 220-240 V ON/OFF. Mit IP65 Kabelführung für Gummikabel 8mm<ø<12mm und einer Anschlussdose für einen schnellen Anschluss. Um die Dichtigkeit der Kabelführung zu gewährleisten, wird empfohlen, flexible Elektrokabel zu verwenden, die für den Außeneinsatz geeignet sind.

LED source included. Electrical power supply 220-240V ON/OFF. With IP65 cable guide for rubber cables 8mm<ø<12mm and a connection box for fast connections. To ensure the tightness of the cable guide it's recommended to use flexible electric cables suitable for exterior use.

Optic Spot 20°

CoB Led: 14,5W - 1895 lm ≠ OUTPUT 1569 lm - 2700K/CRI 80 - 220÷240V / 14,5W - 2038 lm ≠ OUTPUT 1687 lm - 3000K/CRI 80 - 220÷240V / 14,5W - 2123 lm ≠ OUTPUT 1757 lm - 4000K/CRI 80 - 220÷240V

2700K	3000K	4000K
○ FA11727914601	○ FA11726914601	○ FA11726814601
● FA11727914606	● FA11726914606	● FA11726814606
● FA11727914612	● FA11726914612	● FA11726814612
● FA11727914618	● FA11726914618	● FA11726814618
● FA11727914630	● FA11726914630	● FA11726814630
● FA11727914633	● FA11726914633	● FA11726814633

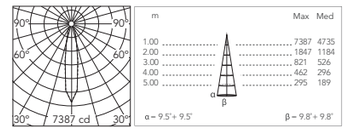

@ 4000K

Optic Medium 38°

CoB Led: 14,5W - 1895 lm ≠ OUTPUT 1526 lm - 2700K/CRI 80 - 220÷240V / 14,5W - 2038 lm ≠ OUTPUT 1641 lm - 3000K/CRI 80 - 220÷240V / 14,5W - 2123 lm ≠ OUTPUT 1709 lm - 4000K/CRI 80 - 220÷240V

2700K	3000K	4000K
○ FA11727914701	○ FA11726914701	○ FA11726814701
● FA11727914706	● FA11726914706	● FA11726814706
● FA11727914712	● FA11726914712	● FA11726814712
● FA11727914718	● FA11726914718	● FA11726814718
● FA11727914730	● FA11726914730	● FA11726814730
● FA11727914733	● FA11726914733	● FA11726814733

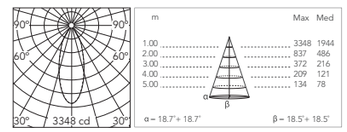

@ 4000K

Emma Wall 3 Double



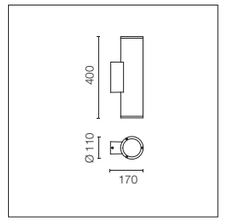

IP 66 · LED INCL · IK 08

Inklusive LED-Quelle. Elektrische Stromversorgung 220-240 V ON/OFF. Mit IP65 Kabelführung für Gummikabel 8mm<ø<12mm und einer Anschlussdose für einen schnellen Anschluss. Um die Dichtigkeit der Kabelführung zu gewährleisten, wird empfohlen, flexible Elektrokabel zu verwenden, die für den Außeneinsatz geeignet sind.

LED source included. Electrical power supply 220-240V ON/OFF. With IP65 cable guide for rubber cables 8mm<ø<12mm and a connection box for fast connections. To ensure the tightness of the cable guide it's recommended to use flexible electric cables suitable for exterior use.

Optic Spot 20°

CoB Led: 27W - 2x1895 lm ≠ OUTPUT 2x1569 lm - 2700K/CRI 80 - 220÷240V / 27W - 2x2038 lm ≠ OUTPUT 2x1687 lm - 3000K/CRI 80 - 220÷240V / 27W - 2x2123 lm ≠ OUTPUT 2x1757 lm - 4000K/CRI 80 - 220÷240V

2700K	3000K	4000K
○ FA11727914801	○ FA11726914801	○ FA11726814801
● FA11727914806	● FA11726914806	● FA11726814806
● FA11727914812	● FA11726914812	● FA11726814812
● FA11727914818	● FA11726914818	● FA11726814818
● FA11727914830	● FA11726914830	● FA11726814830
● FA11727914833	● FA11726914833	● FA11726814833

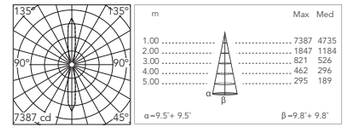

@ 4000K

Optic Medium 38°

CoB Led: 27W - 2x1895 lm ≠ OUTPUT 2x1526 lm - 2700K/CRI 80 - 220÷240V / 27W - 2x2038 lm ≠ OUTPUT 2x1641 lm - 3000K/CRI 80 - 220÷240V / 27W - 2x2123 lm ≠ OUTPUT 2x1709 lm - 4000K/CRI 80 - 220÷240V

2700K	3000K	4000K
○ FA11727914901	○ FA11726914901	○ FA11726814901
● FA11727914906	● FA11726914906	● FA11726814906
● FA11727914912	● FA11726914912	● FA11726814912
● FA11727914918	● FA11726914918	● FA11726814918
● FA11727914930	● FA11726914930	● FA11726814930
● FA11727914933	● FA11726914933	● FA11726814933

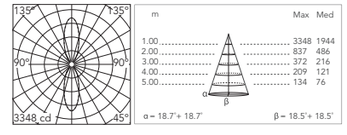

@ 4000K

Emma Wall 4 Mono



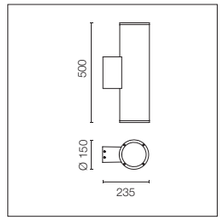

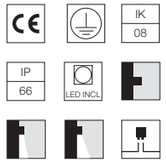

Inklusive LED-Quelle. Elektrische Stromversorgung 220-240 V ON/OFF. Mit IP65 Kabelführung für Gummikabel 8 mm<ø<12 mm und einer Anschlussdose für einen schnellen Anschluss. Um die Dichtigkeit der Kabelführung zu gewährleisten, wird empfohlen, flexible Elektrokabel zu verwenden, die für den Außeneinsatz geeignet sind.

LED source included. Electrical power supply 220-240V ON/OFF. With IP65 cable guide for rubber cables 8mm<ø<12mm and a connection box for fast connections. To ensure the tightness of the cable guide it's recommended to use flexible electric cables suitable for exterior use.

Optic Spot 18°

CoB Led: 20W - 2744 lm ≠ OUTPUT 2121 lm - 2700K/CRI 80 - 220÷240V / 20W - 2950 lm ≠ OUTPUT 2281 lm - 3000K/CRI 80 - 220÷240V / 20W - 3080 lm ≠ OUTPUT 2382 lm - 4000K/CRI 80 - 220÷240V

2700K	3000K	4000K
○ FA11828215001	○ FA11827215001	○ FA11827115001
● FA11828215006	● FA11827215006	● FA11827115006
● FA11828215012	● FA11827215012	● FA11827115012
● FA11828215018	● FA11827215018	● FA11827115018
● FA11828215030	● FA11827215030	● FA11827115030
● FA11828215033	● FA11827215033	● FA11827115033

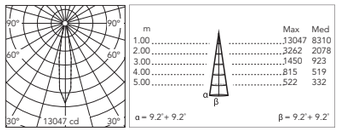

@ 4000K

Optic Medium 42°

CoB Led: 20W - 2744 lm ≠ OUTPUT 2030 lm - 2700K/CRI 80 - 220÷240V / 20W - 2950 lm ≠ OUTPUT 2183 lm - 3000K/CRI 80 - 220÷240V / 20W - 3080 lm ≠ OUTPUT 2279 lm - 4000K/CRI 80 - 220÷240V

2700K	3000K	4000K
○ FA11828215101	○ FA11827215101	○ FA11827115101
● FA11828215106	● FA11827215106	● FA11827115106
● FA11828215112	● FA11827215112	● FA11827115112
● FA11828215118	● FA11827215118	● FA11827115118
● FA11828215130	● FA11827215130	● FA11827115130
● FA11828215133	● FA11827215133	● FA11827115133

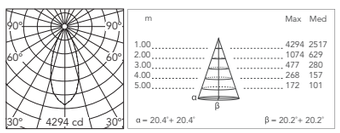

@ 4000K

Emma Wall 4 Double



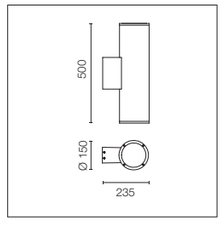

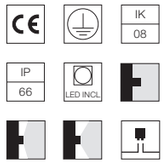

Inklusive LED-Quelle. Elektrische Stromversorgung 220-240 V ON/OFF. Mit IP65 Kabelführung für Gummikabel 8 mm<ø<12 mm und einer Anschlussdose für einen schnellen Anschluss. Um die Dichtigkeit der Kabelführung zu gewährleisten, wird empfohlen, flexible Elektrokabel zu verwenden, die für den Außeneinsatz geeignet sind.

LED source included. Electrical power supply 220-240V ON/OFF. With IP65 cable guide for rubber cables 8mm<ø<12mm and a connection box for fast connections. To ensure the tightness of the cable guide it's recommended to use flexible electric cables suitable for exterior use.

Optic Spot 18°

CoB Led: 39W - 2x2744 lm ≠ OUTPUT 2x2121 lm - 2700K/CRI 80 - 220÷240V / 39W - 2x2950 lm ≠ OUTPUT 2x2281 lm - 3000K/CRI 80 - 220÷240V / 39W - 2x3080 lm ≠ OUTPUT 2x2382 lm - 4000K/CRI 80 - 220÷240V

2700K	3000K	4000K
○ FA11828215201	○ FA11827215201	○ FA11827115201
● FA11828215206	● FA11827215206	● FA11827115206
● FA11828215212	● FA11827215212	● FA11827115212
● FA11828215218	● FA11827215218	● FA11827115218
● FA11828215230	● FA11827215230	● FA11827115230
● FA11828215233	● FA11827215233	● FA11827115233

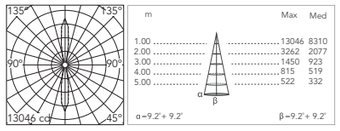

@ 4000K

Optic Medium 42°

CoB Led: 39W - 2x2744 lm ≠ OUTPUT 2x2030 lm - 2700K/CRI 80 - 220÷240V / 39W - 2x2950 lm ≠ OUTPUT 2x2183 lm - 3000K/CRI 80 - 220÷240V / 39W - 2x3080 lm ≠ OUTPUT 2x2279 lm - 4000K/CRI 80 - 220÷240V

2700K	3000K	4000K
○ FA11828215301	○ FA11827215301	○ FA11827115301
● FA11828215306	● FA11827215306	● FA11827115306
● FA11828215312	● FA11827215312	● FA11827115312
● FA11828215318	● FA11827215318	● FA11827115318
● FA11828215330	● FA11827215330	● FA11827115330
● FA11828215333	● FA11827215333	● FA11827115333

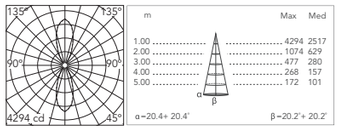

@ 4000K

Emma Wall: Zubehörteile / Accessories

2-Wege-Klemmleiste 4-polig IP68. (ø7÷12mm Kabel).	2 way terminal block 4 poles IP68. (ø7÷12mm cable).	F990C040000



Emma Ceiling 2



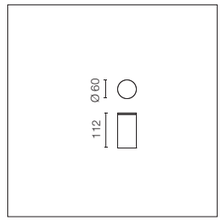

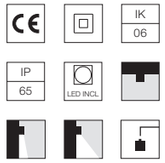

Inklusive LED-Quelle. Integrierte elektrische Stromversorgung 220-240 V ON/OFF. Mit IP65 Kabelführung für Gummikabel 5 mm<ø<9 mm und einer Anschlussdose für einen schnellen Anschluss. Um die Dichtigkeit der Kabelführung zu gewährleisten, wird empfohlen, flexible Elektrokabel zu verwenden, die für den Außeneinsatz geeignet sind.

LED source included. Integrated electrical power supply 220-240V ON/OFF. With IP65 cable guide for rubber cables 5mm<ø<9mm and a connection box for fast connections. To ensure the tightness of the cable guide it's recommended to use flexible electric cables suitable for exterior use.

Optic Spot 15°

Power Led: 6W - 442 lm ≠ OUTPUT 396 lm - 2700K/CRI 80 - 220÷240V / 6W - 475 lm ≠ OUTPUT 426 lm - 2700K/CRI 80 - 220÷240V / 6W - 510 lm ≠ OUTPUT 458 lm - 4000K/CRI 80 - 220÷240V

2700K	3000K	4000K
○ FA53124201	○ FA53104201	○ FA53104101
● FA53124206	● FA53104206	● FA53104106
● FA53124212	● FA53104212	● FA53104112
● FA53124218	● FA53104218	● FA53104118
● FA53124230	● FA53104230	● FA53104130
● FA53124233	● FA53104233	● FA53104133

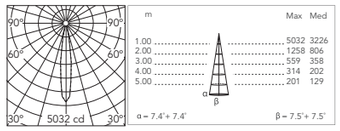

@ 4000K

Optic Flood 65°

Power Led: 6W - 442 lm ≠ OUTPUT 314 lm - 2700K/CRI 80 - 220÷240V / 6W - 475 lm ≠ OUTPUT 338 lm - 2700K/CRI 80 - 220÷240V / 6W - 510 lm ≠ OUTPUT 363 lm - 4000K/CRI 80 - 220÷240V

2700K	3000K	4000K
○ FA53124401	○ FA53104401	○ FA53104301
● FA53124406	● FA53104406	● FA53104306
● FA53124412	● FA53104412	● FA53104312
● FA53124418	● FA53104418	● FA53104318
● FA53124430	● FA53104430	● FA53104330
● FA53124433	● FA53104433	● FA53104333

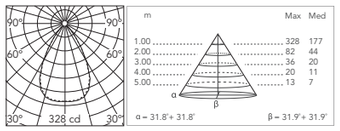

@ 4000K

Emma Ceiling 3 Direct Voltage



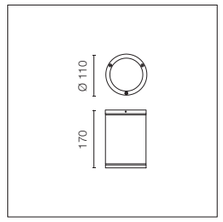

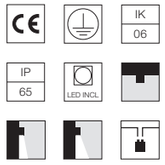

Inklusive LED-Quelle. LED-Modul konfiguriert, damit es direkt am Netz 220-230V ON/OFF funktioniert. Mit IP65 Kabelführung für Gummikabel 5 mm<ø<9 mm und einer Anschlussdose für einen schnellen Anschluss. Um die Dichtigkeit der Kabelführung zu gewährleisten, wird empfohlen, flexible Elektrokabel zu verwenden, die für den Außeneinsatz geeignet sind.

LED source included. LED module configured to work directly on the mains 220-230V ON/OFF. With IP65 cable guide for rubber cables 5mm<ø<9mm and a connection box for fast connections. To ensure the tightness of the cable guide it's recommended to use flexible electric cables suitable for exterior use.

Optic Spot 20°

CoB Led: 12W - 951 lm ≠ OUTPUT 752 lm - 3000K/CRI 80 - 220÷230V

3000K
○ FA53102901
● FA53102906
● FA53102912
● FA53102918
● FA53102930
● FA53102933

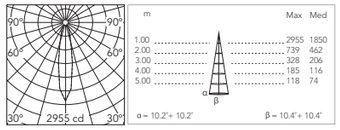

@ 3000K

Optic Medium 30°

CoB Led: 12W - 951 lm ≠ OUTPUT 713 lm - 3000K/CRI 80 - 220÷230V

3000K
○ FA53103001
● FA53103006
● FA53103012
● FA53103018
● FA53103030
● FA53103033

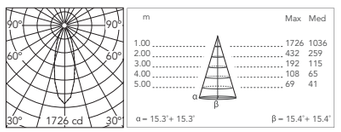

@ 3000K

Emma Ceiling 3



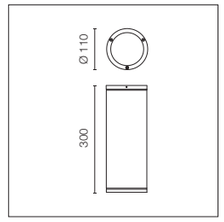

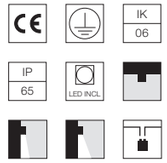

Inklusive LED-Quelle. Integrierte Stromversorgung 220-230 V ON/OFF und dimmbar 1-10 V oder DALI. Mit IP65 Kabelführung für Gummikabel 5 mm<ø<9 mm und einer Anschlussdose für einen schnellen Anschluss. Um die Dichtigkeit der Kabelführung zu gewährleisten, wird empfohlen, flexible Elektrokabel zu verwenden, die für den Außeneinsatz geeignet sind.

LED source included. Integrated power supply 220-230V ON/OFF and dimmable 1-10V or DALI. With IP65 cable guide for rubber cables 5mm<ø<9mm and a connection box for fast connections. To ensure the tightness of the cable guide it's recommended to use flexible electric cables suitable for exterior use.

Optic Spot 20°

CoB Led: 15W - 1622 lm ≠ OUTPUT 1455 lm - 2700K/CRI 80 - 220÷240V / 15W - 1744 lm ≠ OUTPUT 1564 lm - 2700K/CRI 80 - 220÷240V / 15W - 1829 lm ≠ OUTPUT 1641 lm - 4000K/CRI 80 - 220÷240V

2700K	3000K	4000K
Non Dimmable	Non Dimmable	Non Dimmable
○ FA53121201	○ FA53101201	○ FA53101101
● FA53121206	● FA53101206	● FA53101106
● FA53121212	● FA53101212	● FA53101112
● FA53121218	● FA53101218	● FA53101118
● FA53121230	● FA53101230	● FA53101130
● FA53121233	● FA53101233	● FA53101133
1-10V	1-10V	1-10V
○ FA53121201-310	○ FA53101201-310	○ FA53101101-310
● FA53121206-310	● FA53101206-310	● FA53101106-310
● FA53121212-310	● FA53101212-310	● FA53101112-310
● FA53121218-310	● FA53101218-310	● FA53101118-310
● FA53121230-310	● FA53101230-310	● FA53101130-310
● FA53121233-310	● FA53101233-310	● FA53101133-310
Dali	Dali	Dali
○ FA53121201-300	○ FA53101201-300	○ FA53101101-300
● FA53121206-300	● FA53101206-300	● FA53101106-300
● FA53121212-300	● FA53101212-300	● FA53101112-300
● FA53121218-300	● FA53101218-300	● FA53101118-300
● FA53121230-300	● FA53101230-300	● FA53101130-300
● FA53121233-300	● FA53101233-300	● FA53101133-300

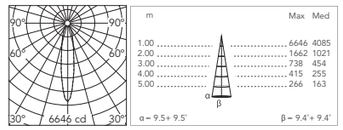

@ 4000K

Optic Medium 40°

CoB Led: 15W - 1622 lm ≠ OUTPUT 1443 lm - 2700K/CRI 80 - 220÷240V / 15W - 1744 lm ≠ OUTPUT 1552 lm - 2700K/CRI 80 - 220÷240V / 15W - 1829 lm ≠ OUTPUT 1628 lm - 4000K/CRI 80 - 220÷240V

2700K	3000K	4000K
Non Dimmable	Non Dimmable	Non Dimmable
○ FA53120901	○ FA53100901	○ FA53100801
● FA53120906	● FA53100906	● FA53100806
● FA53120912	● FA53100912	● FA53100812
● FA53120918	● FA53100918	● FA53100818
● FA53120930	● FA53100930	● FA53100830
● FA53120933	● FA53100933	● FA53100833
1-10V	1-10V	1-10V
○ FA53120901-310	○ FA53100901-310	○ FA53100801-310
● FA53120906-310	● FA53100906-310	● FA53100806-310
● FA53120912-310	● FA53100912-310	● FA53100812-310
● FA53120918-310	● FA53100918-310	● FA53100818-310
● FA53120930-310	● FA53100930-310	● FA53100830-310
● FA53120933-310	● FA53100933-310	● FA53100833-310
Dali	Dali	Dali
○ FA53120901-300	○ FA53100901-300	○ FA53100801-300
● FA53120906-300	● FA53100906-300	● FA53100806-300
● FA53120912-300	● FA53100912-300	● FA53100812-300
● FA53120918-300	● FA53100918-300	● FA53100818-300
● FA53120930-300	● FA53100930-300	● FA53100830-300
● FA53120933-300	● FA53100933-300	● FA53100833-300

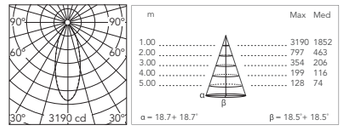

@ 4000K

Emma Ceiling 4 Direct Voltage



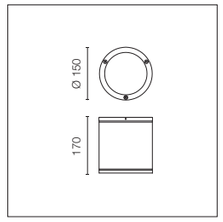

IP 65 · LED INCL · IK 07

Inklusive LED-Quelle. LED-Modul konfiguriert, damit es direkt am Netz 220-230V ON/OFF funktioniert. Mit IP65 Kabelführung für Gummikabel 5 mm<ø<9 mm und einer Anschlussdose für einen schnellen Anschluss. Um die Dichtigkeit der Kabelführung zu gewährleisten, wird empfohlen, flexible Elektrokabel zu verwenden, die für den Außeneinsatz geeignet sind.

LED source included. LED module configured to work directly on the mains 220-230V ON/OFF. With IP65 cable guide for rubber cables 5mm<ø<9mm and a connection box for fast connections. To ensure the tightness of the cable guide it's recommended to use flexible electric cables suitable for exterior use.

Optic Spot 20°

CoB Led: 24W - 2303 lm ≠ OUTPUT 1659 lm - 3000K/CRI 80 - 220÷230V

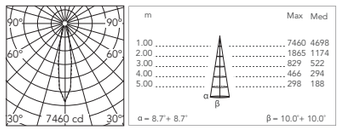

3000K

- FA53103101
- FA53103106
- FA53103112
- FA53103118
- FA53103130
- FA53103133

Optic Medium 40°

CoB Led: 24W - 2303 lm ≠ OUTPUT 1610 lm - 3000K/CRI 80 - 220÷230V

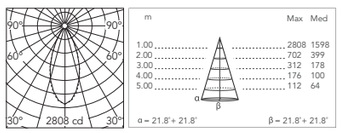

3000K

- FA53103201
- FA53103206
- FA53103212
- FA53103218
- FA53103230
- FA53103233

Emma Ceiling 4



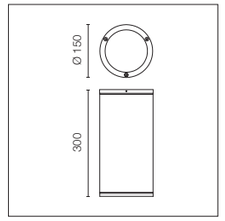

IP 65 · LED INCL · IK 07

Inklusive LED-Quelle. Integrierte Stromversorgung 220-230 V ON/OFF und dimmbar 1-10 V oder DALI. Mit IP65 Kabelführung für Gummikabel 5 mm<ø<9 mm und einer Anschlussdose für einen schnellen Anschluss. Um die Dichtigkeit der Kabelführung zu gewährleisten, wird empfohlen, flexible Elektrokabel zu verwenden, die für den Außeneinsatz geeignet sind.

LED source included. Integrated power supply 220-230V ON/OFF and dimmable 1-10V or DALI. With IP65 cable guide for rubber cables 5mm<ø<9mm and a connection box for fast connections. To ensure the tightness of the cable guide it's recommended to use flexible electric cables suitable for exterior use.

Optic Spot 20°

CoB Led: 20W - 2387 lm ≠ OUTPUT 1907 lm - 2700K/CRI 80 - 220÷240V / 20W - 2567 lm ≠ OUTPUT 2050 lm - 2700K/CRI 80 - 220÷240V / 20W - 2632 lm ≠ OUTPUT 2102 lm - 4000K/CRI 80 - 220÷240V

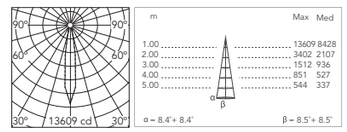

@ 4000K

2700K

Non Dimmable
- FA53122401
- FA53122406
- FA53122412
- FA53122418
- FA53122430
- FA53122433

1-10V
- FA53122401-310
- FA53122406-310
- FA53122412-310
- FA53122418-310
- FA53122430-310
- FA53122433-310

Dali
- FA53122401-300
- FA53122406-300
- FA53122412-300
- FA53122418-300
- FA53122430-300
- FA53122433-300

3000K

Non Dimmable
- FA53102401
- FA53102406
- FA53102412
- FA53102418
- FA53102430
- FA53102433

1-10V
- FA53102401-310
- FA53102406-310
- FA53102412-310
- FA53102418-310
- FA53102430-310
- FA53102433-310

Dali
- FA53102401-300
- FA53102406-300
- FA53102412-300
- FA53102418-300
- FA53102430-300
- FA53102433-300

4000K

Non Dimmable
- FA53102501
- FA53102506
- FA53102512
- FA53102518
- FA53102530
- FA53102533

1-10V
- FA53102501-310
- FA53102506-310
- FA53102512-310
- FA53102518-310
- FA53102530-310
- FA53102533-310

Dali
- FA53102501-300
- FA53102506-300
- FA53102512-300
- FA53102518-300
- FA53102530-300
- FA53102533-300

Optic Medium 40°

CoB Led: 20W - 2387 lm ≠ OUTPUT 1923 lm - 2700K/CRI 80 - 220÷240V / 20W - 2567 lm ≠ OUTPUT 2068 lm - 2700K/CRI 80 - 220÷240V / 20W - 2632 lm ≠ OUTPUT 2121 lm - 4000K/CRI 80 - 220÷240V

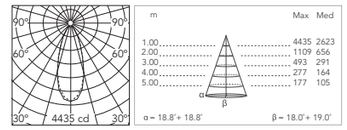

@ 4000K

2700K

Non Dimmable
- FA53122101
- FA53122106
- FA53122112
- FA53122118
- FA53122130
- FA53122133

1-10V
- FA53122101-310
- FA53122106-310
- FA53122112-310
- FA53122118-310
- FA53122130-310
- FA53122133-310

Dali
- FA53122101-300
- FA53122106-300
- FA53122112-300
- FA53122118-300
- FA53122130-300
- FA53122133-300

3000K

Non Dimmable
- FA53102101
- FA53102106
- FA53102112
- FA53102118
- FA53102130
- FA53102133

1-10V
- FA53102101-310
- FA53102106-310
- FA53102112-310
- FA53102118-310
- FA53102130-310
- FA53102133-310

Dali
- FA53102101-300
- FA53102106-300
- FA53102112-300
- FA53102118-300
- FA53102130-300
- FA53102133-300

4000K

Non Dimmable
- FA53102001
- FA53102006
- FA53102012
- FA53102018
- FA53102030
- FA53102033

1-10V
- FA53102001-310
- FA53102006-310
- FA53102012-310
- FA53102018-310
- FA53102030-310
- FA53102033-310

Dali
- FA53102001-300
- FA53102006-300
- FA53102012-300
- FA53102018-300
- FA53102030-300
- FA53102033-300

Emma: Zubehörteile / Accessories

Überspannungsschutzgerät. 275 Vac. Maximaler Entladestrom 10KA (8 / 20µs). Maximaler Betriebsstrom 5A. Geeignet für Reihenschaltung. IP66.

Surge protection device. 275Vac. Maximum discharge current 10KA (8/20µs). Maximum operating current 5A. Suitable for series connection. IP66.

LED Lamps

F990E00A000



Leila





Leila

Familie / Family

Leila 1



CoB Led
up to 12W
up to 646 lm - 2700K/CRI 80
up to 695 lm - 3000K/CRI 80
up to 723 lm - 4000K/CRI 80
* Net lumen output

Leila 2



CoB Led
up to 16W
up to 1072 lm - 2700K/CRI 80
up to 1153 lm - 3000K/CRI 80
up to 1210 lm - 4000K/CRI 80
* Net lumen output

Leila 3



CoB Led
up to 30W
up to 2566 lm - 2700K/CRI 80
up to 2759 lm - 3000K/CRI 80
up to 2894 lm - 4000K/CRI 80
* Net lumen output

Leila 4



CoB Led
up to 43W
up to 3076 lm - 2700K/CRI 80
up to 3302 lm - 3000K/CRI 80
up to 3392 lm - 4000K/CRI 80
* Net lumen output

Ausführungen / Colours

01 White



56 Matt Stainless Steel

Beschreibung / Description

Leuchtenfamilie mit LED-Quelle für Deckeneinbau oder Gipskarton-Zwischendeckenmontage. Sie zeichnen sich durch ihre runde Form aus. Erhältlich in vier Dimensionen und verschiedenen Abstrahlwinkeln per Dimension. Gehäuse aus Aluminiumdruckguss EN AB-47100 (mit geringem Kupferanteil), Außendeckel aus Edelstahl AISI 316L, kugelgestrahlt und mattweiß lackiert. Texturierter Diffusor mit Siebdruckkante, mit einem Roboterklebesystem an der Lampe befestigt. Die Befestigungsschrauben sind aus Edelstahl AISI 316L gefertigt. Ausgestattet mit einem wasserdichten M12-Gewindeanschluss, der das Eindringen von Wasser verhindert und einen schnellen Anschluss an die Kabeleinheit ermöglicht. Die Stromversorgung wird zusammen mit einem IP67-Fernbedienungskit geliefert, das bei Einbau in eine gemauerte Decke in der Anschlussdose untergebracht wird, oder bei Einbau in eine Zwischendecke direkt neben der Leuchte befestigt wird. Die Anschlussdose zum Einbau in gemauerten oder Stahlbetondecken ist als Zubehör erhältlich.

Luminaire family with LED source for recessed ceiling and plasterboard false ceiling mounting. Defined by their round shape. Available in four dimensions and different beam angles per dimension. EN AB-47100 die cast aluminum body (with low copper content), AISI 316L stainless steel outer lid, shot-blasted and varnished in matte white. Textured glass diffuser with silkscreen edge, attached to the luminaire with a robotic gluing system. The fixing screws are made of stainless steel AISI 316L. Equipped with a watertight M12 threaded connector that prevents water infiltration and facilitates quick connection to the wiring unit. The power supply is supplied together with a remote IP67 kit to be housed in the junction box in case of recessed installation in a masonry ceiling, or supported directly near the luminaire, in case of recessed installation in a false ceiling. The metal junction box to be recessed in case of installation in masonry or reinforced concrete ceilings is available as an accessory.

Leila 1



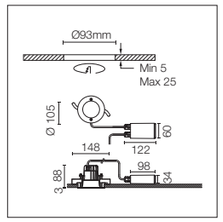

IK 06 | IP 66 | LED INCL | FLO STOP | 250 mm

Inklusive LED-Quelle. Elektrische Stromversorgung 220-240 V ON/OFF: Fernbedienungskit mit einem 400 mm überstehenden Kabel mit einem wasserdichten M12-Gewindeanschluss an der Lampe und einem 250 mm überstehenden Kabel für den Anschluss ans Netz. Dieses muss bei gemauerten Decken in der Anschlussdose untergebracht werden (muss separat bestellt werden) oder bei Gipskarton-Zwischendecken neben der Leuchte angebracht werden Dimmbare Version auf Anfrage erhältlich.

LED source included. Electrical power supply 220-240V ON/OFF: remote kit with a 400mm cable section with watertight threaded M12 connector on the luminaire and a 250mm cable section for connection on the mains. This needs to be housed in the junction box for masonry ceilings (it needs to be ordered separately) or set next to the luminaire in case of plasterboard false ceilings. Dimmable version available upon request.

Optic Spot 20°

CoB Led:12W - 1143 lm ≠ OUTPUT 646 lm - 2700K/CRI 80 - 220÷240V / 12W - 1229 lm ≠ OUTPUT 695 lm - 3000K/CRI 80 - 220÷240V / 12W - 1278 lm ≠ OUTPUT 723 lm - 4000K/CRI 80 - 220÷240V

2700K	3000K	4000K
○ FA53610901	○ FA53600901	○ FA53600801
◐ FA53610356	◐ FA53600356	◐ FA53600256

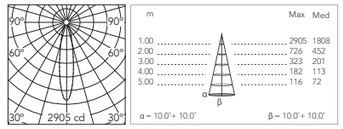

@ 4000K

Optic Medium 45°

CoB Led: 12W - 1143 lm ≠ OUTPUT 802 lm - 2700K/CRI 80 - 220÷240V / 12W - 1229 lm ≠ OUTPUT 862 lm - 3000K/CRI 80 - 220÷240V / 12W - 1278 lm ≠ OUTPUT 896 lm - 4000K/CRI 80 - 220÷240V

2700K	3000K	4000K
○ FA53611201	○ FA53601201	○ FA53601101
◐ FA53610656	◐ FA53600656	◐ FA53600556

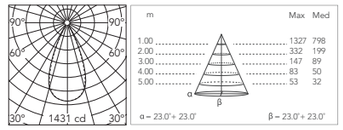

@ 4000K

Leila 2



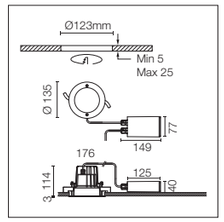

IK 07 | IP 66 | LED INCL | FLO STOP | 250 mm

Inklusive LED-Quelle. Integrierte Stromversorgung 220-240V ON/OFF und dimmbar 1-10V oder DALI.: Fernbedienungskit mit einem 400 mm überstehenden Kabel mit einem wasserdichten M12-Gewindeanschluss an der Lampe und einem 250 mm überstehenden Kabel für den Anschluss ans Netz. Dieses muss bei gemauerten Decken in der Anschlussdose untergebracht werden (muss separat bestellt werden) oder bei Gipskarton-Zwischendecken neben der Leuchte angebracht werden Dimmbare Version auf Anfrage erhältlich.

LED source included. Integrated power supply 220-240V ON/OFF and dimmable 1-10V or DALI: remote kit with a 400mm cable section with watertight threaded M12 connector on the luminaire and a 250mm cable section for connection on the mains. This needs to be housed in the junction box for masonry ceilings (it needs to be ordered separately) or set next to the luminaire in case of plasterboard false ceilings. Dimmable version available upon request.

Optic Spot 20°

CoB Led: 16W - 1622 lm ≠ OUTPUT 1072 lm - 2700K/CRI 80 - 220÷240V / 16W - 1744 lm ≠ OUTPUT 1567 lm - 3000K/CRI 80 - 220÷240V / 16W - 1829 lm ≠ OUTPUT 1210 lm - 4000K/CRI 80 - 220÷240V

2700K	3000K	4000K
Non Dimmable	Non Dimmable	Non Dimmable
○ FA53612201	○ FA53602201	○ FA53602101
◐ FA53611456	◐ FA53601456	◐ FA53601356
1-10V	1-10V	1-10V
○ FA53612201-310	○ FA53602201-310	○ FA53602101-310
◐ FA53611456-310	◐ FA53601456-310	◐ FA53601356-310
Dali	Dali	Dali
○ FA53612201-300	○ FA53602201-300	○ FA53602101-300
◐ FA53611456-300	◐ FA53601456-300	◐ FA53601356-300

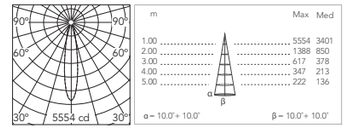

@ 4000K

Optic Medium 40°

CoB Led: 16W - 1622 lm ≠ OUTPUT 1093 lm - 2700K/CRI 80 - 220÷240V / 16W - 1744 lm ≠ OUTPUT 1175 lm - 3000K/CRI 80 - 220÷240V / 16W - 1829 lm ≠ OUTPUT 1232 lm - 4000K/CRI 80 - 220÷240V

2700K	3000K	4000K
Non Dimmable	Non Dimmable	Non Dimmable
○ FA53612401	○ FA53602401	○ FA53602301
◐ FA53611656	◐ FA53601656	◐ FA53601556
1-10V	1-10V	1-10V
○ FA53612401-310	○ FA53602401-310	○ FA53602301-310
◐ FA53611656-310	◐ FA53601656-310	◐ FA53601556-310
Dali	Dali	Dali
○ FA53612401-300	○ FA53602401-300	○ FA53602301-300
◐ FA53611656-300	◐ FA53601656-300	◐ FA53601556-300

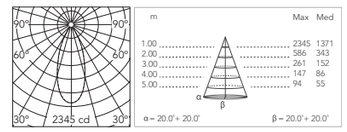

@ 4000K

Asymmetric Optic 12° - 20°

CoB Led: 16W - 1535 lm ≠ OUTPUT 908 lm - 2700K/CRI 80 - 220÷240V / 16W - 1650 lm ≠ OUTPUT 976 lm - 3000K/CRI 80 - 220÷240V / 16W - 1716 lm ≠ OUTPUT 1015 lm - 4000K/CRI 80 - 220÷240V

2700K	3000K	4000K
Non Dimmable	Non Dimmable	Non Dimmable
○ FA53612601	○ FA53602601	○ FA53602501
◐ FA53611856	◐ FA53601856	◐ FA53601756
1-10V	1-10V	1-10V
○ FA53612601-310	○ FA53602601-310	○ FA53602501-310
◐ FA53611856-310	◐ FA53601856-310	◐ FA53601756-310
Dali	Dali	Dali
○ FA53612601-300	○ FA53602601-300	○ FA53602501-300
◐ FA53611856-300	◐ FA53601856-300	◐ FA53601756-300

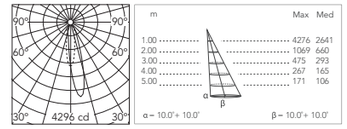

@ 4000K

Asymmetric Optic 12° - 45°

CoB Led: 16W - 1535 lm ≠ OUTPUT 1126 lm - 2700K/CRI 80 - 220÷240V / 16W - 1650 lm ≠ OUTPUT 1211 lm - 3000K/CRI 80 - 220÷240V / 16W - 1716 lm ≠ OUTPUT 1259 lm - 4000K/CRI 80 - 220÷240V

2700K	3000K	4000K
Non Dimmable	Non Dimmable	Non Dimmable
○ FA53612801	○ FA53602801	○ FA53602701
◐ FA53612056	◐ FA53602056	◐ FA53601956
1-10V	1-10V	1-10V
○ FA53612801-310	○ FA53602801-310	○ FA53602701-310
◐ FA53612056-310	◐ FA53602056-310	◐ FA53601956-310
Dali	Dali	Dali
○ FA53612801-300	○ FA53602801-300	○ FA53602701-300
◐ FA53612056-300	◐ FA53602056-300	◐ FA53601956-300

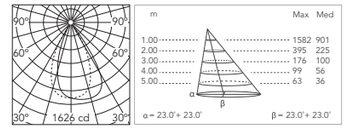

@ 4000K

Leila 3



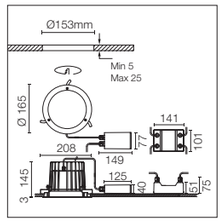

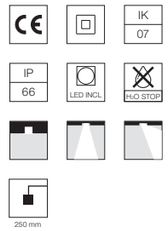

Inklusive LED-Quelle. Integrierte Stromversorgung 220-240V ON/OFF und dimmbar 1-10V oder DALI.: Fernbedienungskit mit einem 400 mm überstehenden Kabel mit einem wasserdichten M12-Gewindeanschluss an der Lampe und einem 250 mm überstehenden Kabel für den Anschluss ans Netz. Dieses muss bei gemauerten Decken in der Anschlussdose untergebracht werden (muss separat bestellt werden) oder bei Gipskarton-Zwischendecken neben der Leuchte angebracht werden Dimmbare Version auf Anfrage erhältlich.

LED source included. Integrated power supply 220-240V ON/OFF and dimmable 1-10V or DALI: remote kit with a 400mm cable section with watertight threaded M12 connector on the luminaire and a 250mm cable section for connection on the mains. This needs to be housed in the junction box for masonry ceilings (it needs to be ordered separately) or set next to the luminaire in case of plasterboard false ceilings. Dimmable version available upon request.

Optic Spot 20°

CoB Led: 30W - 3022 lm ≠ OUTPUT 2566 lm - 2700K/CRI 80 - 220÷240V / 30W - 3249 lm ≠ OUTPUT 2759 lm - 3000K/CRI 80 - 220÷240V / 30W - 3408 lm ≠ OUTPUT 2894 lm - 4000K/CRI 80 - 220÷240V

2700K

Non Dimmable
- ○ FA53613801
- ◐ FA53613056

1-10V
- ○ FA53613801-310
- ◐ FA53613056-310

Dali
- ○ FA53613801-300
- ◐ FA53613056-300

3000K

Non Dimmable
- ○ FA53603801
- ◐ FA53603056

1-10V
- ○ FA53603801-310
- ◐ FA53603056-310

Dali
- ○ FA53603801-300
- ◐ FA53603056-300

4000K

Non Dimmable
- ○ FA53603701
- ◐ FA53602956

1-10V
- ○ FA53603701-310
- ◐ FA53602956-310

Dali
- ○ FA53603701-300
- ◐ FA53602956-300

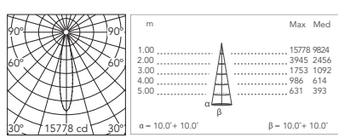

@ 4000K

Optic Medium 40°

CoB Led: 30W - 3022 lm ≠ OUTPUT 2509 lm - 2700K/CRI 80 - 220÷240V / 30W - 3249 lm ≠ OUTPUT 2698 lm - 3000K/CRI 80 - 220÷240V / 30W - 3408 lm ≠ OUTPUT 2830 lm - 4000K/CRI 80 - 220÷240V

2700K

Non Dimmable
- ○ FA53614001
- ◐ FA53613256

1-10V
- ○ FA53614001-310
- ◐ FA53613256-310

Dali
- ○ FA53614001-300
- ◐ FA53613256-300

3000K

Non Dimmable
- ○ FA53604001
- ◐ FA53603256

1-10V
- ○ FA53604001-310
- ◐ FA53603256-310

Dali
- ○ FA53604001-300
- ◐ FA53603256-300

4000K

Non Dimmable
- ○ FA53603901
- ◐ FA53603156

1-10V
- ○ FA53603901-310
- ◐ FA53603156-310

Dali
- ○ FA53603901-300
- ◐ FA53603156-300

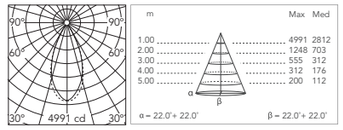

@ 4000K

Asymmetric Optic 12° - 20°

CoB Led: 30W - 3022 lm ≠ OUTPUT 2096 lm - 2700K/CRI 80 - 220÷240V / 30W - 3249 lm ≠ OUTPUT 2254 lm - 3000K/CRI 80 - 220÷240V / 30W - 3408 lm ≠ OUTPUT 2364 lm - 4000K/CRI 80 - 220÷240V

2700K

Non Dimmable
- ○ FA53614201
- ◐ FA53613456

1-10V
- ○ FA53614201-310
- ◐ FA53613456-310

Dali
- ○ FA53614201-300
- ◐ FA53613456-300

3000K

Non Dimmable
- ○ FA53604201
- ◐ FA53603456

1-10V
- ○ FA53604201-310
- ◐ FA53603456-310

Dali
- ○ FA53604201-300
- ◐ FA53603456-300

4000K

Non Dimmable
- ○ FA53604101
- ◐ FA53603356

1-10V
- ○ FA53604101-310
- ◐ FA53603356-310

Dali
- ○ FA53604101-300
- ◐ FA53603356-300

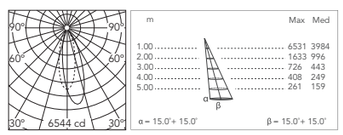

@ 4000K

Asymmetric Optic 12° - 45°

CoB Led: 30W - 3022 lm ≠ OUTPUT 2007 lm - 2700K/CRI 80 - 220÷240V / 30W - 3249 lm ≠ OUTPUT 2158 lm - 3000K/CRI 80 - 220÷240V / 30W - 3408 lm ≠ OUTPUT 2263 lm - 4000K/CRI 80 - 220÷240V

2700K

Non Dimmable
- ○ FA53614401
- ◐ FA53613656

1-10V
- ○ FA53614401-310
- ◐ FA53613656-310

Dali
- ○ FA53614401-300
- ◐ FA53613656-300

3000K

Non Dimmable
- ○ FA53604401
- ◐ FA53603656

1-10V
- ○ FA53604401-310
- ◐ FA53603656-310

Dali
- ○ FA53604401-300
- ◐ FA53603656-300

4000K

Non Dimmable
- ○ FA53604301
- ◐ FA53603556

1-10V
- ○ FA53604301-310
- ◐ FA53603556-310

Dali
- ○ FA53604301-300
- ◐ FA53603556-300

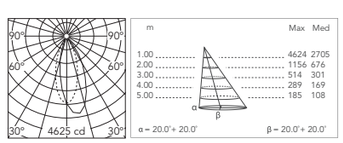

@ 4000K

Leila 4



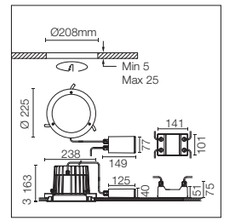

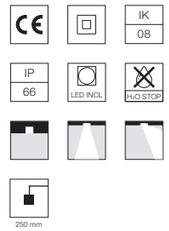

Inklusive LED-Quelle. Integrierte Stromversorgung 220-240V ON/OFF und dimmbar 1-10V oder DALI.: Fernbedienungskit mit einem 400 mm überstehenden Kabel mit einem wasserdichten M12-Gewindeanschluss an der Lampe und einem 250 mm überstehenden Kabel für den Anschluss ans Netz. Dieses muss bei gemauerten Decken in der Anschlussdose untergebracht werden (muss separat bestellt werden) oder bei Gipskarton-Zwischendecken neben der Leuchte angebracht werden Dimmbare Version auf Anfrage erhältlich.

LED source included. Integrated power supply 220-240V ON/OFF and dimmable 1-10V or DALI: remote kit with a 400mm cable section with watertight threaded M12 connector on the luminaire and a 250mm cable section for connection on the mains. This needs to be housed in the junction box for masonry ceilings (it needs to be ordered separately) or set next to the luminaire in case of plasterboard false ceilings. Dimmable version available upon request.

Optic Medium 45°

CoB Led: 43W - 4665 lm ≠ OUTPUT 3076 lm - 2700K/CRI 80 - 220÷240V / 43W - 5016 lm ≠ OUTPUT 3308 lm - 3000K/CRI 80 - 220÷240V / 43W - 5143 lm ≠ OUTPUT 3392 lm - 4000K/CRI 80 - 220÷240V

2700K

Non Dimmable
- ○ FA53615601
- ◐ FA53614856

1-10V
- ○ FA53615601-310
- ◐ FA53614856-310

Dali
- ○ FA53615601-300
- ◐ FA53614856-300

3000K

Non Dimmable
- ○ FA53605601
- ◐ FA53604856

1-10V
- ○ FA53605601-310
- ◐ FA53604856-310

Dali
- ○ FA53605601-300
- ◐ FA53604856-300

4000K

Non Dimmable
- ○ FA53605501
- ◐ FA53604756

1-10V
- ○ FA53605501-310
- ◐ FA53604756-310

Dali
- ○ FA53605501-300
- ◐ FA53604756-300

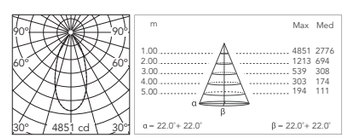

@ 4000K

Asymmetric Optic 12° - 20°

CoB Led: 43W - 4665 lm ≠ OUTPUT 3028 lm - 2700K/CRI 80 - 220÷240V / 43W - 5016 lm ≠ OUTPUT 3256 lm - 3000K/CRI 80 - 220÷240V / 43W - 5143 lm ≠ OUTPUT 3338 lm - 4000K/CRI 80 - 220÷240V

2700K

Non Dimmable
- ○ FA53615801
- ◐ FA53615056

1-10V
- ○ FA53615801-310
- ◐ FA53615056-310

Dali
- ○ FA53615801-300
- ◐ FA53615056-300

3000K

Non Dimmable
- ○ FA53605801
- ◐ FA53605056

1-10V
- ○ FA53605801-310
- ◐ FA53605056-310

Dali
- ○ FA53605801-300
- ◐ FA53605056-300

4000K

Non Dimmable
- ○ FA53605701
- ◐ FA53604956

1-10V
- ○ FA53605701-310
- ◐ FA53604956-310

Dali
- ○ FA53605701-300
- ◐ FA53604956-300

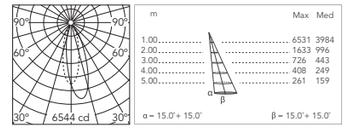

@ 4000K

Asymmetric Optic 12° - 45°

CoB Led: 43W - 4665 lm ≠ OUTPUT 2990 lm - 2700K/CRI 80 - 220÷240V / 43W - 5016 lm ≠ OUTPUT 3215 lm - 3000K/CRI 80 - 220÷240V / 43W - 5143 lm ≠ OUTPUT 3297 lm - 4000K/CRI 80 - 220÷240V

2700K

Non Dimmable
- ○ FA53616001
- ◐ FA53615256

1-10V
- ○ FA53616001-310
- ◐ FA53615256-310

Dali
- ○ FA53616001-300
- ◐ FA53615256-300

3000K

Non Dimmable
- ○ FA53606001
- ◐ FA53605256

1-10V
- ○ FA53606001-310
- ◐ FA53605256-310

Dali
- ○ FA53606001-300
- ◐ FA53605256-300

4000K

Non Dimmable
- ○ FA53605901
- ◐ FA53605156

1-10V
- ○ FA53605901-310
- ◐ FA53605156-310

Dali
- ○ FA53605901-300
- ◐ FA53605156-300

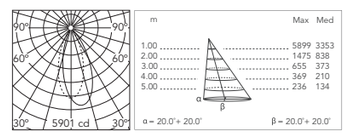

@ 4000K

Leila: Zubehörteile / Accessories

Einbaudose aus Metall für Betondecken.	Metal installation box for concrete ceiling.	Leila 1 FA196		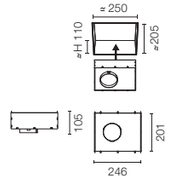
Einbaudose aus Metall für Betondecken.	Metal installation box for concrete ceiling.	Leila 2 FA197		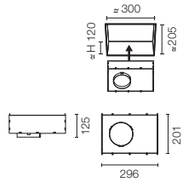
Einbaudose aus Metall für Betondecken.	Metal installation box for concrete ceiling.	Leila 3 FA198		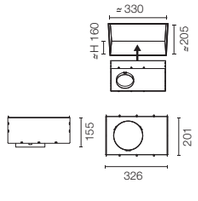
Einbaudose aus Metall für Betondecken.	Metal installation box for concrete ceiling.	Leila 4 FA199		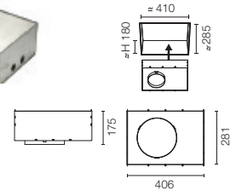
Verbindungssystem, IP68, 2-Wege-H_2O -Antikondensat, 4-polig, (ø5,5÷12mm Kabel).	2 way terminal block 4 poles IP68 H_2O Stop. (ø5,5÷12mm cable).	F990C00A000		
Verbindungssystem, IP68, 3/4-Wege-H_2O -Antikondensat, 4-polig, (ø5,5÷12mm Kabel).	3/4 way terminal block 4 poles IP68 H_2O Stop. (ø5,5÷12mm cable).	F990C010000		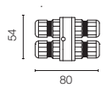
Überspannungsschutzgerät. 275 Vac. Maximaler Entladestrom 10KA (8 / 20µs). Maximaler Betriebsstrom 5A. Geeignet für Reihenschaltung. IP66.	Surge protection device. 275Vac. Maximum discharge current 10KA (8/20µs). Maximum operating current 5A. Suitable for series connection. IP66.	F990E00A000		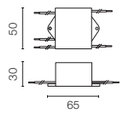

Kirk





Kirk



Familie / Family

Kirk 1



CoB Led
up to 6W
up to 244 lm - 3000K/CRI 80
* Net lumen output

Kirk 2



CoB Led
up to 12W
up to 713 lm - 3000K/CRI 80
* Net lumen output

Kirk 3



CoB Led
up to 24W
up to 1610 lm - 3000K/CRI 80
* Net lumen output

Ausführungen / Colours

01 White



06 Grey



12 Forest Green



18 Deep Brown



30 Black



33 Anthracite

Beschreibung / Description

Familie von neigbaren Projektionsleuchten mit LED-Quelle, designt zur Decken-, Wand- und Bodenmontage mit einem Metallstift, das separat bestellt werden muss. Erhältlich in drei Dimensionen. Gehäuse aus gedrehtem Aluminium, Legierung EN AW6060 und Edelstahlbügel AISI 316L. Extraklarer Diffusor mit Siebdruckkante, mit einem Roboterklebesystem an der Lampe befestigt. In verschiedenen Ausführungen erhältlich, mit doppelschichtiger Pulverbeschichtung und chemischer Oberflächenbehandlung, um eine hohe Korrosionsbeständigkeit zu gewährleisten. Die Kabeleinheit hat einen IP68-Anschluss und ist über ein verstellbares Gelenk mit der Sendeeinheit verbunden, so dass sie um ca. 130° auf der vertikalen Achse geneigt werden kann. Der Befestigungsbügel ermöglicht eine Neigung von 90° auf der horizontalen Achse, so dass der Lichtstrahl nach Ihren Bedürfnissen ausgerichtet werden kann.

Family of tiltable projection luminaires with LED source, designed for ceiling, wall and ground mounting with a metal nail that needs to be ordered separately. Available in three dimensions. Turned aluminum body, EN AW6060 alloy and AISI 316L stainless steel bracket. Extraclear glass diffuser with silkscreen edge, attached with a robotic gluing system. Available in different finishes, with double-layered powder coating and chemical conversion surface treatment to ensure high corrosion resistance. The cable unit has a IP68 connector, connected to the emission unit by means of an adjustable joint so it can be tilted approx. 130° on the vertical axis. The fixing bracket allows for a tilting of 90° on the horizontal axis, so the light beam can be directed according to your needs.

Kirk 1



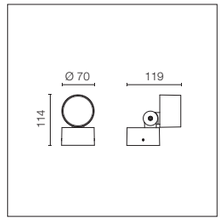

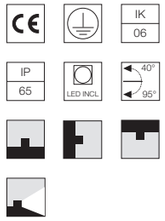

Inklusive LED-Quelle. LED-Modul konfiguriert, damit es direkt am Netz 220-230V ON/OFF funktioniert. Inklusive Befestigungsbügel. IP68 Anschluss für 6 mm<ø<8 mm Gummikabel. Um die Dichtigkeit der Kabelführung zu gewährleisten, wird empfohlen, flexible Elektrokabel zu verwenden, die für den Außeneinsatz geeignet sind.

LED source included. LED module configured to work directly on the mains 220-230V ON/OFF. Fixing bracket included. IP68 connector for 6mm<ø<8mm rubber cable. To ensure the tightness of the cable guide it's recommended to use flexible electric cables suitable for exterior use.
Ground spike to be ordered separately.

Optic Medium 50°

CoB Led: 6W - 350 lm ≠ OUTPUT 244 lm - 3000K/CRI 80 - 220-230V

3000K

- ○ FA54000101
- ● FA54000106
- ● FA54000112
- ● FA54000118
- ● FA54000130
- ● FA54000133

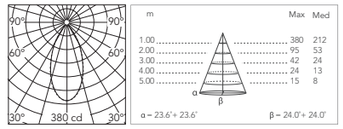

Kirk 2



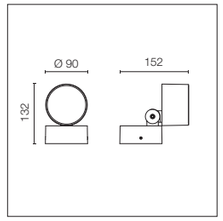

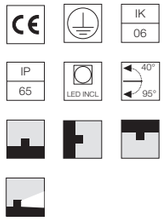

Inklusive LED-Quelle. LED-Modul konfiguriert, damit es direkt am Netz 220-230V ON/OFF funktioniert. Inklusive Befestigungsbügel. IP68 Anschluss für 6 mm<ø<8 mm Gummikabel. Um die Dichtigkeit der Kabelführung zu gewährleisten, wird empfohlen, flexible Elektrokabel zu verwenden, die für den Außeneinsatz geeignet sind.

LED source included. LED module configured to work directly on the mains 220-230V ON/OFF. Fixing bracket included. IP68 connector for 6mm<ø<8mm rubber cable. To ensure the tightness of the cable guide it's recommended to use flexible electric cables suitable for exterior use.
Ground spike to be ordered separately.

Optic Medium 30°

CoB Led: 12W - 951 lm ≠ OUTPUT 713 lm - 3000K/CRI 80 - 220-230V

3000K

- ○ FA54000201
- ● FA54000206
- ● FA54000212
- ● FA54000218
- ● FA54000230
- ● FA54000233

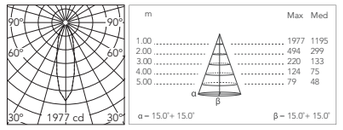

Kirk 3



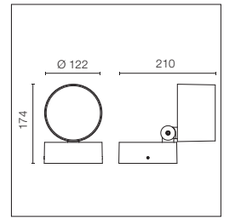

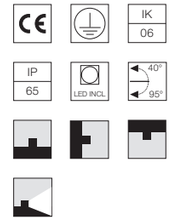

Inklusive LED-Quelle. LED-Modul konfiguriert, damit es direkt am Netz 220-230V ON/OFF funktioniert. Inklusive Befestigungsbügel. IP68 Anschluss für 6 mm<ø<8 mm Gummikabel. Um die Dichtigkeit der Kabelführung zu gewährleisten, wird empfohlen, flexible Elektrokabel zu verwenden, die für den Außeneinsatz geeignet sind.

LED source included. LED module configured to work directly on the mains 220-230V ON/OFF. Fixing bracket included. IP68 connector for 6mm<ø<8mm rubber cable. To ensure the tightness of the cable guide it's recommended to use flexible electric cables suitable for exterior use.
Ground spike to be ordered separately.

Optic Medium 40°

CoB Led: 24W - 2303 lm ≠ OUTPUT 1610 lm - 3000K/CRI 80 - 220-230V

3000K

- ○ FA54000301
- ● FA54000306
- ● FA54000312
- ● FA54000318
- ● FA54000330
- ● FA54000333

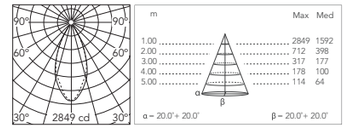

Kirk: Zubehörteile / Accessories

Erdspieß.	Ground spike.	FA264	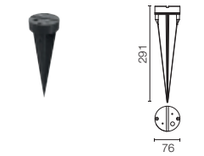
Erdspieß.	Ground spike.	FA266	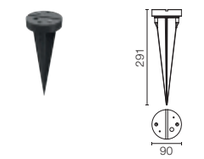
Erdspieß.	Ground spike.	FA268	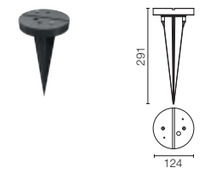
Überspannungsschutzgerät. 275 Vac. Maximaler Entladestrom 10KA (8 / 20µs). Maximaler Betriebsstrom 5A. Geeignet für Reihenschaltung. IP66.	Surge protection device. 275Vac. Maximum discharge current 10KA (8/20µs). Maximum operating current 5A. Suitable for series connection. IP66.	F990E00A000	

Spock





Spock



Familie / Family

Spock 1



CoB Led
up to 12W
up to 725 lm - 2700K/CRI 80
up to 780 lm - 3000K/CRI 80
up to 811 lm - 4000K/CRI 80
* Net lumen output

Spock 2



CoB Led
up to 29W
up to 2153 lm - 2700K/CRI 80
up to 2315 lm - 3000K/CRI 80
up to 2128 lm - 4000K/CRI 80
* Net lumen output

Spock 3



CoB Led
up to 52W
up to 4059 lm - 2700K/CRI 80
up to 4385 lm - 3000K/CRI 80
up to 4477 lm - 4000K/CRI 80
* Net lumen output

Tunable White

CoB Led
up to 38W
up to 2200 lm - 2700K/CRI 80
* Net lumen output

Ausführungen / Colours

01 White


06 Grey


12 Forest Green


18 Deep Brown


30 Black


33 Anthracite

Beschreibung / Description

Familie von neigbaren Projektionsleuchten mit LED-Quelle, designt zur Decken-, Wand- und Bodenmontage mit einem Metallstift, das separat bestellt werden muss. Erhältlich in drei Dimensionen und zwei Abstrahlwinkeln per Dimension. Gehäuse und Kühlkörper aus gedrehtem Aluminium, Legierung EN AW 6060. Diffusor aus extraklarem Glas für die Standardversion und aus Bernsteinglas für die Version Tunable White, mit Siebdruckkante mit einem Roboterklebesystem befestigt. In verschiedenen Ausführungen erhältlich, mit doppelschichtiger Pulverbeschichtung und chemischer Oberflächenbehandlung, um eine hohe Korrosionsbeständigkeit zu gewährleisten. Befestigungsbügel aus Edelstahl AISI 316L, abgestuft, um eine präzise Einstellung der Emissionseinheit und eine Neigung von ca. 180° auf der vertikalen Achse zu gewährleisten. Der Befestigungsbügel ermöglicht eine Neigung von 30° auf der horizontalen Achse, so dass der Lichtstrahl nach Ihren Bedürfnissen ausgerichtet werden kann. Vervollständigt mit einem Neoprenkabel, um den Anschluss zu erleichtern. Die Serie wird durch optionale optische Visiere zur Abstufung des emittierten Lichtstrahls ergänzt.

Family of tiltable projection luminaires with LED source, designed for ceiling, wall and ground mounting with a metal nail that needs to be ordered separately. Available in three dimensions and two beam angles per dimension. Body and heat sink made of turned aluminum, alloy EN AW 6060. Diffuser in extraclear glass for the standard version and in amber glass for the Tunable White version, with silkscreen edge and fixed with a robotic gluing system. Available in different finishes, with double-layered powder coating and chemical conversion surface treatment to ensure high corrosion resistance. AISI 316L stainless steel fixing bracket, graduated to guarantee precision in the adjustment of the emission unit and a tilting of approx. 180° in the vertical axis. The fixing bracket allows also for a tilting of 30° on the horizontal axis, so the light beam can be directed according to your needs. With a neoprene cable section to ease the connection. The series is completed with optional optical visors to graduate the emitted light beam.

Spock 1



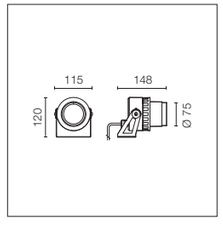

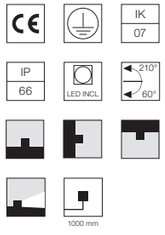

Inklusive LED-Quelle. Integrierte elektrische Stromversorgung 220-240 V ON/OFF. Inklusive Befestigungsbügel. Ausgestattet mit einem 1000 mm überstehenden Neoprenkabel und einem Set mit Crimpverbindern und selbstklebenden Schrumpfschläuchen, die die Dichtigkeit des Anschlusses garantieren. IP68-Anschlüsse optional erhältlich. Der Metallstift zur Bodenmontage muss separat bestellt werden. Optionales Zubehör, um den Lichtstrahl abzustufen. Dimmbare Version auf Anfrage erhältlich.

LED source included. Integrated electrical power supply 220-240V ON/OFF. Fixing bracket included. Equipped with a 1000 mm protruding section of neoprene cable and a kit with crimpable connectors and adhesive heat-shrinkable sleeves that guarantee the tightness of the connection. Optional IP68 connectors available. The metal nail for ground installation needs to be ordered separately. Optional accessories to regulate the light beam.
Dimmable version available upon request.

Optic Spot 20°

CoB Led: 12W - 1005 lm ≠ OUTPUT 725 lm - 2700K/CRI 80 - 220-240V / 12W - 1081 lm ≠ OUTPUT 780 lm - 3000K/CRI 80 - 220-240V / 12W - 1124 lm ≠ OUTPUT 811 lm - 4000K/CRI 80 - 220-240V

2700K	3000K	4000K
○ FA54102301	○ FA54100301	○ FA54100201
● FA54102306	● FA54100306	● FA54100206
● FA54102312	● FA54100312	● FA54100212
● FA54102318	● FA54100318	● FA54100218
● FA54102330	● FA54100330	● FA54100230
● FA54102333	● FA54100333	● FA54100233

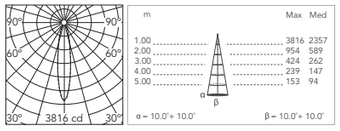

@ 4000K

Optic Medium 50°

CoB Led: 12W - 1005 lm ≠ OUTPUT 697 lm - 2700K/CRI 80 - 220-240V / 12W - 1081 lm ≠ OUTPUT 749 lm - 3000K/CRI 80 - 220-240V / 12W - 1124 lm ≠ OUTPUT 778 lm - 4000K/CRI 80 - 220-240V

2700K	3000K	4000K
○ FA54102601	○ FA54100601	○ FA54100501
● FA54102606	● FA54100606	● FA54100506
● FA54102612	● FA54100612	● FA54100512
● FA54102618	● FA54100618	● FA54100518
● FA54102630	● FA54100630	● FA54100530
● FA54102633	● FA54100633	● FA54100533

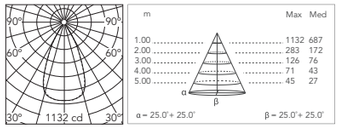

@ 4000K

Spock 2



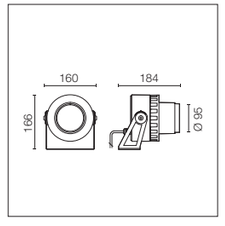

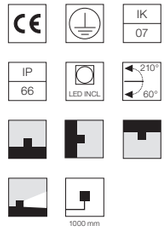

Inklusive LED-Quelle. Integrierte elektrische Stromversorgung 220-240 V ON/OFF. Inklusive Befestigungsbügel. Ausgestattet mit einem 1000 mm überstehenden Neoprenkabel und einem Set mit Crimpverbindern und selbstklebenden Schrumpfschläuchen, die die Dichtigkeit des Anschlusses garantieren. IP68-Anschlüsse optional erhältlich. Der Metallstift zur Bodenmontage muss separat bestellt werden. Optionales Zubehör, um den Lichtstrahl abzustufen. Dimmbare Version auf Anfrage erhältlich.

LED source included. Integrated electrical power supply 220-240V ON/OFF. Fixing bracket included. Equipped with a 1000 mm protruding section of neoprene cable and a kit with crimpable connectors and adhesive heat-shrinkable sleeves that guarantee the tightness of the connection. Optional IP68 connectors available. The metal nail for ground installation needs to be ordered separately. Optional accessories to regulate the light beam.
Dimmable version available upon request.

Optic Spot 20°

CoB Led: 29W - 3022 lm ≠ OUTPUT 2141 lm - 2700K/CRI 80 - 220-240V / 29W - 3249 lm ≠ OUTPUT 2302 lm - 3000K/CRI 80 - 220-240V / 29W - 3408 lm ≠ OUTPUT 2415 lm - 4000K/CRI 80 - 220-240V

2700K	3000K	4000K
○ FA54102801	○ FA54100801	○ FA54100701
● FA54102806	● FA54100806	● FA54100706
● FA54102812	● FA54100812	● FA54100712
● FA54102818	● FA54100818	● FA54100718
● FA54102830	● FA54100830	● FA54100730
● FA54102833	● FA54100833	● FA54100733

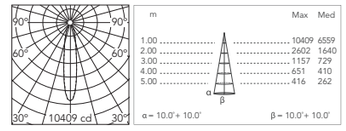

@ 4000K

Optic Medium 40°

CoB Led: 29W - 3022 lm ≠ OUTPUT 2153 lm - 2700K/CRI 80 - 220-240V / 29W - 3249 lm ≠ OUTPUT 2315 lm - 3000K/CRI 80 - 220-240V / 29W - 3408 lm ≠ OUTPUT 2428 lm - 4000K/CRI 80 - 220-240V

2700K	3000K	4000K
○ FA54103001	○ FA54101001	○ FA54100901
● FA54103006	● FA54101006	● FA54100906
● FA54103012	● FA54101012	● FA54100912
● FA54103018	● FA54101018	● FA54100918
● FA54103030	● FA54101030	● FA54100930
● FA54103033	● FA54101033	● FA54100933

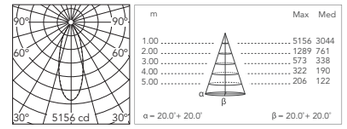

@ 4000K

Spock 3



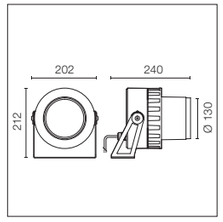

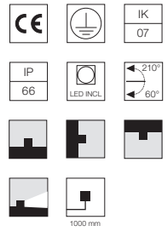

Inklusive LED-Quelle. Integrierte elektrische Stromversorgung 220-240 V ON/OFF. Inklusive Befestigungsbügel. Ausgestattet mit einem 1000 mm überstehenden Neoprenkabel und einem Set mit Crimpverbindern und selbstklebenden Schrumpfschläuchen, die die Dichtigkeit des Anschlusses garantieren. IP68-Anschlüsse optional erhältlich. Der Metallstift zur Bodenmontage muss separat bestellt werden. Optionales Zubehör, um den Lichtstrahl abzustufen. Dimmbare Version auf Anfrage erhältlich.

LED source included. Integrated electrical power supply 220-240V ON/OFF. Fixing bracket included. Equipped with a 1000 mm protruding section of neoprene cable and a kit with crimpable connectors and adhesive heat-shrinkable sleeves that guarantee the tightness of the connection. Optional IP68 connectors available. The metal nail for ground installation needs to be ordered separately. Optional accessories to regulate the light beam.
Dimmable version available upon request.

Optic Spot 20°

CoB Led: 52W - 5408 lm ≠ OUTPUT 4059 lm - 2700K/CRI 80 - 220-240V / 52W - 5815 lm ≠ OUTPUT 4365 lm - 3000K/CRI 80 - 220-240V / 52W - 5963 lm ≠ OUTPUT 4477 lm - 4000K/CRI 80 - 220-240V

2700K

- ○ FA54103201
- ● FA54103206
- ● FA54103212
- ● FA54103218
- ● FA54103230
- ● FA54103233

3000K

- ○ FA54101201
- ● FA54101206
- ● FA54101212
- ● FA54101218
- ● FA54101230
- ● FA54101233

4000K

- ○ FA54101101
- ● FA54101106
- ● FA54101112
- ● FA54101118
- ● FA54101130
- ● FA54101133

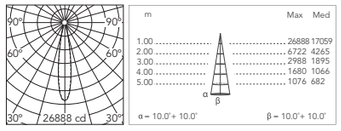

@ 4000K

Optic Medium 45°

CoB Led: 52W - 5408 lm ≠ OUTPUT 3981 lm - 2700K/CRI 80 - 220-240V / 52W - 5815 lm ≠ OUTPUT 4281 lm - 3000K/CRI 80 - 220-240V / 52W - 5963 lm ≠ OUTPUT 4390 lm - 4000K/CRI 80 - 220-240V

2700K

- ○ FA54103401
- ● FA54103406
- ● FA54103412
- ● FA54103418
- ● FA54103430
- ● FA54103433

3000K

- ○ FA54101401
- ● FA54101406
- ● FA54101412
- ● FA54101418
- ● FA54101430
- ● FA54101433

4000K

- ○ FA54101301
- ● FA54101306
- ● FA54101312
- ● FA54101318
- ● FA54101330
- ● FA54101333

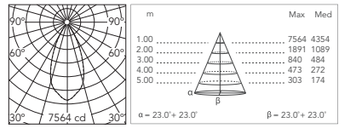

@ 4000K

Spock 3 Tunable White



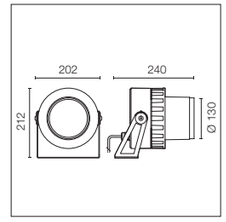

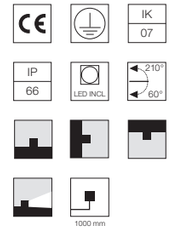

Inklusive LED-Quelle. Integrierte elektrische Stromversorgung 220-240 V ON/OFF. Inklusive Befestigungsbügel. Ausgestattet mit einem 1000 mm überstehenden Neoprenkabel und einem Set mit Crimpverbindern und selbstklebenden Schrumpfschläuchen, die die Dichtigkeit des Anschlusses garantieren. IP68-Anschlüsse optional erhältlich. Der Metallstift zur Bodenmontage muss separat bestellt werden. Optionales Zubehör, um den Lichtstrahl abzustufen. Dimmbare Version auf Anfrage erhältlich.

LED Tunable White source included. Integrated electrical power supply 120-240V DALI. Fixing bracket included. Equipped with a 1000 mm protruding section of neoprene cable and a kit with crimpable connectors and adhesive heat-shrinkable sleeves that guarantee the tightness of the connection. Optional IP68 connectors available. The metal nail for ground installation needs to be ordered separately. Optional accessories to regulate the light beam. Dimmable version available upon request.

Optic Spot 20°

CoB Led Tunable White: 38W - 2840 lm ≠ OUTPUT 2200 lm - 2700K ÷ 5700K/CRI>80 - 220-240V

2700K

- ○ FA54110001
- ● FA54110006
- ● FA54110012
- ● FA54110018
- ● FA54110030
- ● FA54110033

Optic Medium 40°

CoB Led Tunable White: 38W - 2840 lm ≠ OUTPUT 2250 lm - 2700K ÷ 5700K/CRI>80 - 220-240V

2700K

- ○ FA54110201
- ● FA54110206
- ● FA54110212
- ● FA54110218
- ● FA54110230
- ● FA54110233

Spock: Zubehörteile / Accessories

Visier Ø130	Visor Ø130	FA20530		
Visier Ø130	Visor Ø130	FA20630		
Visier Ø130	Visor Ø130	FA20730		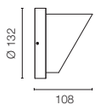
Flood-Diffusor Ø75	Flood diffuser Ø75	FA20830		
Flood-Diffusor Ø95	Flood diffuser Ø95	FA20930		
Flood-Diffusor Ø130	Flood diffuser Ø130	FA21030		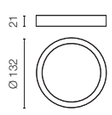
Blendschutzraster Ø75	Anti-glare louvre Ø75	FA21130		
Blendschutzraster Ø95	Anti-glare louvre Ø95	FA21230		
Blendschutzraster Ø130	Anti-glare louvre Ø130	FA21330		
Elliptische Linse Ø75	Elliptical lens Ø75	FA26130		
Elliptische Linse Ø95	Elliptical lens Ø95	FA26230		
Elliptische Linse Ø130	Elliptical lens Ø130	FA26330		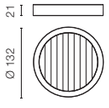

Spock: Zubehörteile / Accessories

Kit mit 2 Erdspießen.	Kit of 2 ground spikes.	FA203		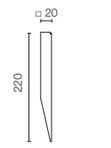
Verbindungssystem, IP68, 3/4-Wege-H2O-Antikondensat, 4-polig, (ø5,5÷12mm Kabel).	3/4 way terminal block 4 poles IP68 H2O Stop. (ø5,5÷12mm cable).	F990C010000		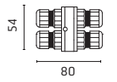
Verbindungssystem, IP68, 2-Wege-H2O-Antikondensat, 4-polig, (ø5,5÷12mm Kabel).	2 way terminal block 4 poles IP68 H2O Stop. (ø5,5÷12mm cable).	F990C00A000		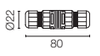
Überspannungsschutzgerät. 275 Vac. Maximaler Entladestrom 10KA (8 / 20µs). Maximaler Betriebsstrom 5A. Geeignet für Reihenschaltung. IP66.	Surge protection device. 275Vac. Maximum discharge current 10KA (8/20µs). Maximum operating current 5A. Suitable for series connection. IP66.	F990E00A000		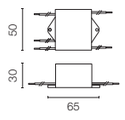






Aimer







Aimer 2 Pole

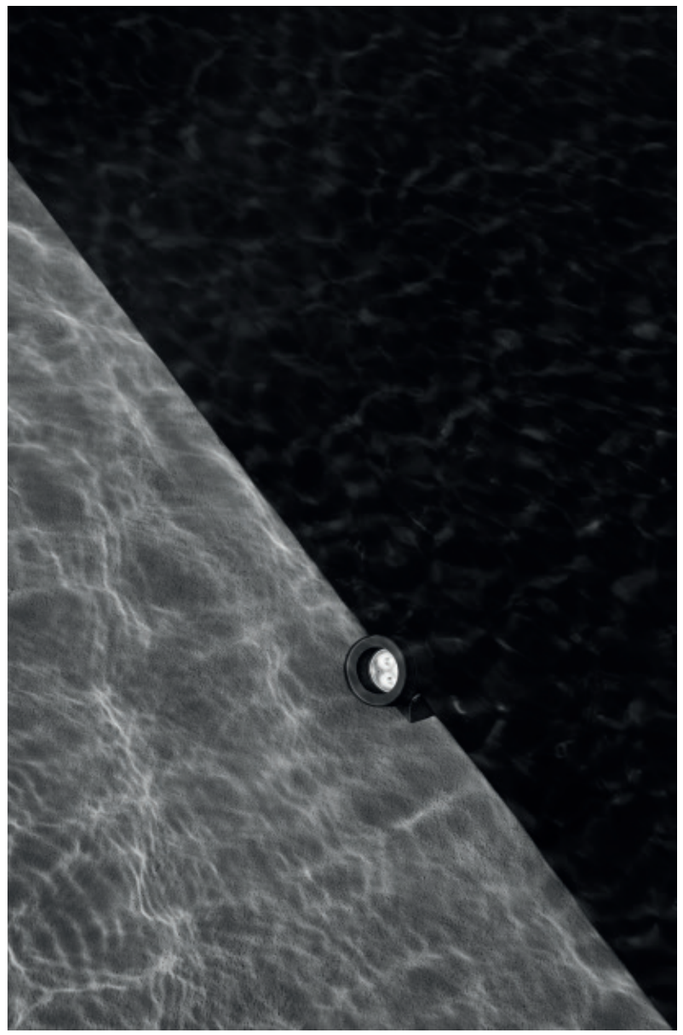

Aimer 1 Agua



Aimer 1

Aimer 1



Power Led
up to 1,1W@350mA / 1,6W@500mA
up to 98@350mA lm / 111@500mA lm - 2700K/CRI 80
up to 106@350mA lm / 121@500mA lm - 3000K/CRI 80
up to 110@350mA lm / 125@500mA lm - 4000K/CRI 80
* Net lumen output

Aimer 1 RGB



Power Led
up to 3,4W
up to 3CH x 350mA
* Net lumen output

Aimer 2

Power Led
up to 3,4W
up to 138 lm - 2700K/CRI 80
up to 149 lm - 3000K/CRI 80
up to 155 lm - 4000K/CRI 80
* Net lumen output

Power Led
up to 4,5W
up to 246 lm - 2700K/CRI 80
up to 267 lm - 3000K/CRI 80
up to 277 lm - 4000K/CRI 80
* Net lumen output

Aimer 2 Pole



Power Led
up to 3,4W
up to 138 lm - 2700K/CRI 80
up to 149 lm - 3000K/CRI 80
up to 155 lm - 4000K/CRI 80
* Net lumen output

Aimer 2 Wall



Power Led
up to 3,4W
up to 138 lm - 2700K/CRI 80
up to 149 lm - 3000K/CRI 80
up to 155 lm - 4000K/CRI 80
* Net lumen output

Aimer 3



Power Led
up to 4,5W
up to 359 lm - 2700K/CRI 80
up to 395 lm - 3000K/CRI 80
up to 410 lm - 4000K/CRI 80
* Net lumen output

Power Led
up to 3,3W@350mA / 5,1W@500mA
up to 364@350mA lm / 364@500mA lm - 2700K/CRI 80
up to 297@350mA lm / 395@500mA lm - 3000K/CRI 80
up to 308@350mA lm / 410@500mA lm - 4000K/CRI 80
* Net lumen output

Aimer 3 RGB



Power Led
up to 3,4W
up to 3CH x 350mA
* Net lumen output

Aimer 4



Power Led
up to 11,8W
up to 498 lm - 2700K/CRI 80
up to 535 lm - 3000K/CRI 80
up to 570 lm - 4000K/CRI 80
* Net lumen output

Aimer 5



Power Led
up to 17W
up to 747 lm - 2700K/CRI 80
up to 803 lm - 3000K/CRI 80
up to 855 lm - 4000K/CRI 80
* Net lumen output

Aimer 5 RGB



Power Led
up to 13,6W
up to 3CH x 350mA
* Net lumen output

Familie / Family

Aimer 1 Aqua



Power Led
up to 1,1W
up to 395 lm - 3000K/CRI 80
up to 410 lm - 4000K/CRI 80
* Net lumen output

Aimer 1 Aqua RGB



Power Led
up to 3,4W
up to 3CH x 350mA
* Net lumen output

Aimer 3 Aqua



Power Led
up to 4,5W
up to 267 lm - 3000K/CRI 80
up to 278 lm - 4000K/CRI 80
* Net lumen output

Aimer 3 Aqua RGB



Power Led
up to 3,4W
up to 3CH x 350mA
* Net lumen output

Aimer 4 Aqua



Power Led
up to 9W
up to 409 lm - 3000K/CRI 80
up to 435 lm - 4000K/CRI 80
* Net lumen output

Aimer 5 Aqua



Power Led
up to 14,7W
up to 680 lm - 3000K/CRI 80
up to 723 lm - 4000K/CRI 80
* Net lumen output

Aimer 5 Aqua RGB



Power Led
up to 13,6W
up to 3CH x 350mA

* Net lumen output

Beschreibung / Description

Komplette Familie von neigbaren Projektionsleuchten mit LED-Quelle zur Wand-, Decken- und Bodenmontage. Sie zeichnen sich durch ihre kompakte zylindrische Form aus. Erhältlich in verschiedenen Dimensionen mit verschiedenen Abstrahlwinkeln. Ergänzt durch die RGB-Versionen, um farbige Lichtszenarien zu kreieren. In verschiedenen Ausführungen erhältlich, mit doppelschichtiger Pulverbeschichtung und chemischer Oberflächenbehandlung, um eine hohe Korrosionsbeständigkeit zu gewährleisten. Die Befestigungsschrauben sind aus Edelstahl AISI 316L gefertigt.

Aimer

Licht-Projektoren mit LED-Quelle, designt zur Decken-, Wand- und Bodenmontage mit einem Metallstift, das separat bestellt werden muss. Erhältlich in drei verschiedenen Durchmessern und verschiedenen Abstrahlwinkeln. Gedrehtes (EN AW 6060) und eloxiertes Aluminiumgehäuse. Transparenter oder mattierter Glas-Diffusor mit Siebdruckkante, am Rand mit einem Roboterklebesystem befestigt, um Wasseransammlung zu vermeiden. Inklusive Edelstahlbügel AISI 316L. Vervollständigt mit einem überstehenden Kabel, um den Anschluss zu erleichtern. Erhältlich in der 24 V Gleichstrom-Version (Parallelschaltung) oder 350/500 mA (Serienschaltung). Eine Fernstromversorgung ist nötig und muss separat bestellt werden. Die Serie wird durch optionale optische Visiere ergänzt, um die direkte Blendung zu reduzieren.

Aqua Aimer

Licht-Projektoren mit LED-Quelle, designt zur Decken-, Wand- und Bodenmontage mit einem Metallstift, das separat bestellt werden muss. Erhältlich in drei verschiedenen Durchmessern und verschiedenen Abstrahlwinkeln. Gedrehtes (EN AW 6060) und eloxiertes Aluminiumgehäuse. Transparenter oder mattierter Glas-Diffusor mit Siebdruckkante, am Rand mit einem Roboterklebesystem befestigt, um Wasseransammlung zu vermeiden. Inklusive Edelstahlbügel AISI 316L. Vervollständigt mit einem überstehenden Kabel, um den Anschluss zu erleichtern. Erhältlich in der 24 V Gleichstrom-Version (Parallelschaltung) oder 350/500 mA (Serienschaltung). Eine Fernstromversorgung ist nötig und muss separat bestellt werden. Die Serie wird durch optionale optische Visiere ergänzt, um die direkte Blendung zu reduzieren.

Complete family of tiltable projection luminaires with LED source for wall, ceiling, and ground mounting. Defined by their compact cylinder shape. Available in different dimensions with different beam angles. Completed with the RGB versions to create sceneries with colored light. Available in different finishes, with double-layered powder coating and chemical conversion surface treatment to ensure high corrosion resistance. The fixing screws are made of stainless steel AISI 316L.

Aimer

Light projectors designed for ceiling, wall and ground mounting with a metal nail that needs to be ordered separately. Available in three different diameters and different beam angles. Turned (EN AW 6060) and anodized aluminum body. Transparent or frosted glass diffuser with silkscreen edge, attached flush to the edge with a robotic gluing system to avoid water deposits. AISI 316L Stainless steel bracket included. With a protruding cable section to ease the connection. Available in 24V dc version (parallel connection) or 350/500 mA version (serial connection). A remote power supply is needed and must be ordered separately. The series is completed with optional optical visors to reduce direct dazzling.

Aqua Aimer

Light projectors designed for ceiling, wall and ground mounting with a metal nail that needs to be ordered separately. Suitable for submersion to a depth of 1 meter (IP68 protection degree). Available in three different diameters and different beam angles. AISI 316L stainless steel body. Transparent or frosted glass diffuser with silkscreen edge, attached flush to the edge of the lamp with a robotic gluing system to avoid water deposits. AISI 316L Stainless steel bracket included. With a protruding cable section to ease the connection. Available in 24V version.

Ausführungen / Colours

01 White

06 Grey

12 Forest Green

18 Deep Brown

30 Black

33 Anthracite

57 Polished Stainless Steel*

70 Anodized Aluminium

* Nur für die Version Aimer Aqua. / Only for Aimer Aqua version.

Aimer 1 Constant Current



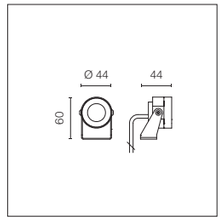

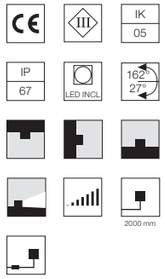

Inklusive LED-Quelle. Fernstromversorgung 350-240V ON/OFF und dimmbar 1-10V oder DALI. Muss separat bestellt werden. Serienschaltung. Ausgestattet mit einem 2000 mm überstehenden Neoprenkabel und einem Set mit Crimpverbindern und selbstklebenden Schrumpfschläuchen, die die Dichtigkeit des Anschlusses garantieren. Der Metallstift zur Bodenmontage muss separat bestellt werden. Extraklares transparentes Glas.

LED source included. Remote power supply 350/500 mA ON/OFF and dimmable 1-10V or DALI. Must be ordered separately. Serial connection. Equipped with a 2000 mm protruding section of neoprene cable and a kit with crimpable connectors and adhesive heat-shrinkable sleeves that guarantee the tightness of the connection. Extraclear transparent glass. The metal nail for ground installation needs to be ordered separately.

Optic Spot 10°

Power Led: 1,1W@350mA - 110@350mA lm ≠ OUTPUT 98@350mA lm - 1,6W@500mA 144@500mA lm ≠ OUTPUT 111@500mA lm - 2700K/CRI 80
1,1W@350mA - 120@350mA lm ≠ OUTPUT 106@350mA lm - 1,6W@500mA 155@500mA lm ≠ OUTPUT 121@500mA lm - 3000K/CRI 80
1,1W@350mA - 124@350mA lm ≠ OUTPUT 110@350mA lm - 1,6W@500mA 161@500mA lm ≠ OUTPUT 125@500mA lm - 4000K/CRI 80

2700K	3000K	4000K
○ FA1051442201	○ FA1051441201	○ FA1051711201
● FA1051442206	● FA1051441206	● FA1051711206
● FA1051442212	● FA1051441212	● FA1051711212
● FA1051442218	● FA1051441218	● FA1051711218
● FA1051442230	● FA1051441230	● FA1051711230
● FA1051442233	● FA1051441233	● FA1051711233
● FA1051442270	● FA1051441270	● FA1051711270

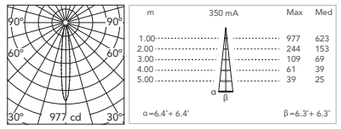

@ 3000K

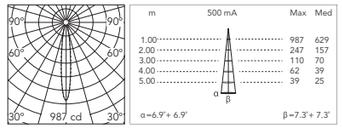

@ 3000K

Optic Medium 30°

Power Led: 1,1W@350mA - 110@350mA lm ≠ OUTPUT 91@350mA lm - 1,6W@500mA 144@500mA lm ≠ OUTPUT 102@500mA lm - 2700K/CRI 80
1,1W@350mA - 120@350mA lm ≠ OUTPUT 99@350mA lm - 1,6W@500mA 155@500mA lm ≠ OUTPUT 110@500mA lm - 3000K/CRI 80
1,1W@350mA - 124@350mA lm ≠ OUTPUT 103@350mA lm - 1,6W@500mA 161@500mA lm ≠ OUTPUT 114@500mA lm - 4000K/CRI 80

2700K	3000K	4000K
○ FA1051442001	○ FA1051440001	○ FA1051710001
● FA1051442006	● FA1051440006	● FA1051710006
● FA1051442012	● FA1051440012	● FA1051710012
● FA1051442018	● FA1051440018	● FA1051710018
● FA1051442030	● FA1051440030	● FA1051710030
● FA1051442033	● FA1051440033	● FA1051710033
● FA1051442070	● FA1051440070	● FA1051710070

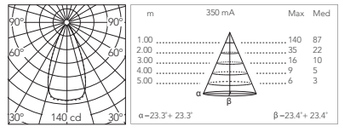

@ 3000K

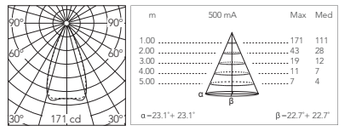

@ 3000K

* Maximale Leuchten pro Stromversorgung / Maximum number of luminaires per power supply.

Maximale Leuchten pro Stromversorgung (220÷ 240 V). Diese Angaben müssen unter Berücksichtigung der spezifischen Installationsbedingungen überprüft werden.	Maximum number of luminaires per power supply. (220÷240 V). These data must be checked taking into account the specific installation conditions.	Acc. RF25754	6	Acc. FA129	**16	**Die Spannung an den Enden des Systems hängt von der Anzahl der in Reihe geschalteten Leuchten ab. Bitte beachten Sie die Norm CEI 64-8.	**The voltage at the end of the system depends on the number of fixtures connected in series, please comply with CEI 64-8 standards.
		Acc. RF25748	6	Acc. FA184	**16		
		Acc. FA68	10	Acc. FA135	**12		
				Acc. FA218	**12		
				Acc. FA238	**9		
				Acc. FA239	**9		

Aimer 1 RGB



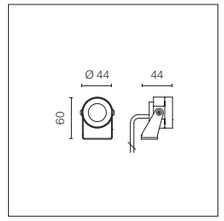

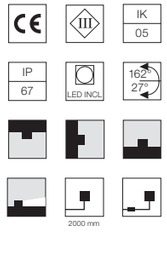

Inklusive RGB LED-Quelle. Die Fernstromversorgung mit DMX-3chx350mA-Schnittstelle muss separat bestellt werden. Serienschaltung. Ausgestattet mit einem 2000 mm überstehenden Neoprenkabel und einem Set mit Crimpverbindern und selbstklebenden Schrumpfschläuchen, die die Dichtigkeit des Anschlusses garantieren. Mattiertes Glas. Der Metallstift zur Bodenmontage muss separat bestellt werden.

Kabeldiagramm und RGB-System-Installation.

Maximal 10 Aimer RBG-LED-Leuchten für jeden F990B22A000 Code.

Siehe Kabeldiagramm Nr.5
Seite 670.

RGB LED source included. Remote electrical power supply with DMX 3chx350mA interface to be ordered separately. Serial connection. Equipped with a 2000 mm protruding section of neoprene cable and a kit with crimpable connectors and adhesive heat-shrinkable sleeves that guarantee the tightness of the connection. Frosted glass. The metal nail for ground installation needs to be ordered separately.

Wiring diagram and installation scheme RGB.

Max 10 luminaires Aimer 1 RGB for each code F990B22A000.

See Wiring Diagram n.5
Page 670.

RGB Power Led: 3 , 4 W - 3CH x 350mA

RGB
○ FA1051730001
● FA1051730006
● FA1051730012
● FA1051730018
● FA1051730030
● FA1051730033
● FA1051730070

Photometric data on request.

* Maximale Leuchten pro Stromversorgung / Maximum number of luminaires per power supply.

Maximale Leuchten pro Stromversorgung (220÷ 240 V). Diese Angaben müssen unter Berücksichtigung der spezifischen Installationsbedingungen überprüft werden.	Maximum number of luminaires per power supply. (220÷240 V). These data must be checked taking into account the specific installation conditions.	Acc. F990B22A000	**10	**Die Spannung an den Enden des Systems hängt von der Anzahl der in Reihe geschalteten Leuchten ab. Bitte beachten Sie die Norm CEI 64-8.	**The voltage at the end of the system depends on the number of fixtures connected in series, please comply with CEI 64-8 standards.

Aimer 3 Constant Voltage



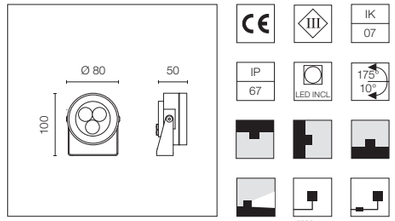

Inklusive LED-Quelle. Die 24 V Gleichstrom ON/ OFF Fernstromversorgung muss separat bestellt werden. Parallelschaltung. Ausgestattet mit einem 2000 mm überstehenden Neoprenkabel und einem Set mit Crimpverbindern und selbstklebenden Schrumpfschläuchen, die die Dichtigkeit des Anschlusses garantieren. Inklusive Befestigungsbügel. Extraklares transparentes Glas. Der Metallstift zur Bodenmontage muss separat bestellt werden.

LED source included. Remote electrical power supply 24V dc ON/OFF to be ordered separately. Parallel connection. Equipped with a 2000 mm protruding section of neoprene cable and a kit with crimpable connectors and adhesive heat-shrinkable sleeves that guarantee the tightness of the connection. Fixing bracket included.
Extraclear transparent glass. The metal nail for ground installation needs to be ordered separately.

Optic Spot 10°

Power Led: 4,5W - 431 lm ≠ OUTPUT 359 lm - 2700K/CRI 80 - 24Vdc / 4,5W - 466 lm ≠ OUTPUT 389 lm - 3000K/CRI 80 - 24Vdc / 4,5W - 484 lm ≠ OUTPUT 404 lm - 4000K/CRI 80 - 24Vdc

2700K	3000K	4000K
○ FA105562201	○ FA105561201	○ FA1051721201
● FA105562206	● FA105561206	● FA1051721206
● FA105562212	● FA105561212	● FA1051721212
● FA105562218	● FA105561218	● FA1051721218
● FA105562230	● FA105561230	● FA1051721230
● FA105562233	● FA105561233	● FA1051721233
● FA105562270	● FA105561270	● FA1051721270

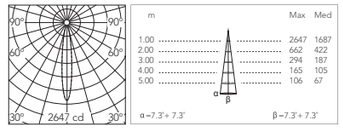

@ 3000K

Optic Medium 30°

Power Led: 4,5W - 431 lm ≠ OUTPUT 364 lm - 2700K/CRI 80 - 24Vdc / 4,5W - 466 lm ≠ OUTPUT 395 lm - 3000K/CRI 80 - 24Vdc / 4,5W - 484 lm ≠ OUTPUT 410 lm - 4000K/CRI 80 - 24Vdc

2700K	3000K	4000K
○ FA105562101	○ FA105561101	○ FA1051721101
● FA105562106	● FA105561106	● FA1051721106
● FA105562112	● FA105561112	● FA1051721112
● FA105562118	● FA105561118	● FA1051721118
● FA105562130	● FA105561130	● FA1051721130
● FA105562133	● FA105561133	● FA1051721133
● FA105562170	● FA105561170	● FA1051721170

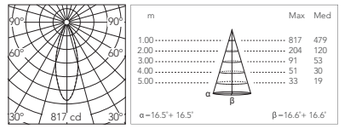

@ 3000K

Optic Flood 50°

Power Led: 4,5W - 431 lm ≠ OUTPUT 329 lm - 2700K/CRI 80 - 24Vdc / 4,5W - 466 lm ≠ OUTPUT 357 lm - 3000K/CRI 80 - 24Vdc / 4,5W - 484 lm ≠ OUTPUT 371 lm - 4000K/CRI 80 - 24Vdc

2700K	3000K	4000K
○ FA105562001	○ FA105560001	○ FA1051720001
● FA105562006	● FA105560006	● FA1051720006
● FA105562012	● FA105560012	● FA1051720012
● FA105562018	● FA105560018	● FA1051720018
● FA105562030	● FA105560030	● FA1051720030
● FA105562033	● FA105560033	● FA1051720033
● FA105562070	● FA105560070	● FA1051720070

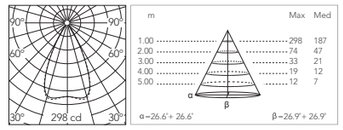

@ 3000K

* Maximale Leuchten pro Stromversorgung / Maximum number of luminaires per power supply.

Maximale Leuchten pro Stromversorgung (220÷ 240 V). Diese Angaben müssen unter Berücksichtigung der spezifischen Installationsbedingungen überprüft werden.

Maximum number of luminaires per power supply. (220÷240 V). These data must be checked taking into account the specific installation conditions.

Acc. RF25754	1	Acc. RF25752	3
Acc. RF25748	1	Acc. RF25755	7
Acc. RF25747	2	Acc. RF25749	14
Acc. RF25757	2		

Aimer 3 Constant Current



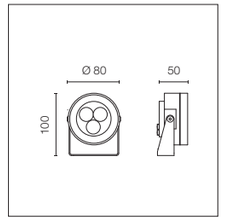

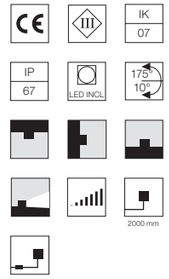

Inklusive LED-Quelle. Fernstromversorgung 350-240V ON/OFF und dimmbar 1-10V oder DALI. Muss separat bestellt werden. Serienschaltung. Ausgestattet mit einem 2000 mm überstehenden Neoprenkabel und einem Set mit Crimpverbindern und selbstklebenden Schrumpfschläuchen, die die Dichtigkeit des Anschlusses garantieren. Extraklares transparentes Glas. Der Metallstift zur Bodenmontage muss separat bestellt werden.

LED source included. Remote power supply 350/500 mA ON/OFF and dimmable 1-10V or DALI. Must be ordered separately. Serial connection. Equipped with a 2000 mm protruding section of neoprene cable and a kit with crimpable connectors and adhesive heat-shrinkable sleeves that guarantee the tightness of the connection. Extraclear transparent glass.
The metal nail for ground installation needs to be ordered separately.

Optic Spot 10°

Power Led: 3,3W@350mA - 331@350mA lm ≠ OUTPUT 270@350mA lm / 5,1W@500mA - 431@500mA lm ≠ OUTPUT 359@500mA lm - 2700K/CRI 80
3,3W@350mA - 359@350mA lm ≠ OUTPUT 293@350mA lm - 5,1W@500mA - 466@500mA lm ≠ OUTPUT 389@500mA lm - 3000K/CRI 80
3,3W@350mA - 373@350mA lm ≠ OUTPUT 304@350mA lm - 5,1W@500mA - 484@500mA lm ≠ OUTPUT 404@500mA lm - 4000K/CRI 80

2700K	3000K	4000K
○ FA1051072201	○ FA1051071201	○ FA1051901201
● FA1051072206	● FA1051071206	● FA1051901206
● FA1051072212	● FA1051071212	● FA1051901212
● FA1051072218	● FA1051071218	● FA1051901218
● FA1051072230	● FA1051071230	● FA1051901230
● FA1051072233	● FA1051071233	● FA1051901233
● FA1051072270	● FA1051071270	● FA1051901270

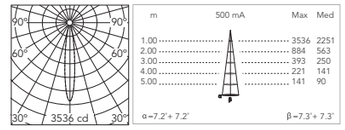

@ 3000K

Optic Medium 30°

Power Led: 3,3W@350mA - 331@350mA lm ≠ OUTPUT 274@350mA lm / 5,1W@500mA - 431@500mA lm ≠ OUTPUT 364@500mA lm - 2700K/CRI 80
3,3W@350mA - 359@350mA lm ≠ OUTPUT 297@350mA lm - 5,1W@500mA - 466@500mA lm ≠ OUTPUT 395@500mA lm - 3000K/CRI 80
3,3W@350mA - 373@350mA lm ≠ OUTPUT 308@350mA lm - 5,1W@500mA - 484@500mA lm ≠ OUTPUT 410@500mA lm - 4000K/CRI 80

2700K	3000K	4000K
○ FA1051072101	○ FA1051071101	○ FA1051901101
● FA1051072106	● FA1051071106	● FA1051901106
● FA1051072112	● FA1051071112	● FA1051901112
● FA1051072118	● FA1051071118	● FA1051901118
● FA1051072130	● FA1051071130	● FA1051901130
● FA1051072133	● FA1051071133	● FA1051901133
● FA1051072170	● FA1051071170	● FA1051901170

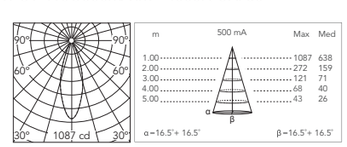

@ 3000K

Optic Flood 50°

Power Led: 3,3W@350mA - 331@350mA lm ≠ OUTPUT 247@350mA lm / 5,1W@500mA - 431@500mA lm ≠ OUTPUT 329@500mA lm - 2700K/CRI 80
3,3W@350mA - 359@350mA lm ≠ OUTPUT 267@350mA lm - 5,1W@500mA - 466@500mA lm ≠ OUTPUT 357@500mA lm - 3000K/CRI 80
3,3W@350mA - 373@350mA lm ≠ OUTPUT 278@350mA lm - 5,1W@500mA - 484@500mA lm ≠ OUTPUT 371@500mA lm - 4000K/CRI 80

2700K	3000K	4000K
○ FA1051072001	○ FA1051070001	○ FA1051900001
● FA1051072006	● FA1051070006	● FA1051900006
● FA1051072012	● FA1051070012	● FA1051900012
● FA1051072018	● FA1051070018	● FA1051900018
● FA1051072030	● FA1051070030	● FA1051900030
● FA1051072033	● FA1051070033	● FA1051900033
● FA1051072070	● FA1051070070	● FA1051900070

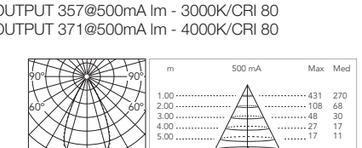

@ 3000K

* Maximale Leuchten pro Stromversorgung / Maximum number of luminaires per power supply.

Maximale Leuchten pro Stromversorgung (220÷ 240 V). Diese Angaben müssen unter Berücksichtigung der spezifischen Installationsbedingungen überprüft werden.

Maximum number of luminaires per power supply. (220÷240 V). These data must be checked taking into account the specific installation conditions.

Acc. RF25754	2	Acc. FA135	**2
Acc. RF25748	2	Acc. FA218	**2
Acc. FA68	3	Acc. FA238	**3
Acc. FA129	**5	Acc. FA239	**3
Acc. FA184	**5		

**Die Spannung an den Enden des Systems hängt von der Anzahl der in Reihe geschalteten Leuchten ab. Bitte beachten Sie die Norm CEI 64-8.

**The voltage at the end of the system depends on the number of fixtures connected in series, please comply with CEI 64-8 standards.

Aimer 3 RGB



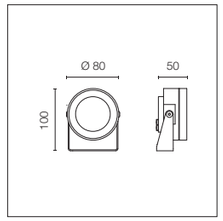

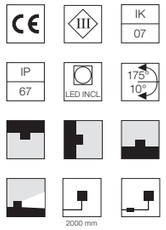

Inklusive RGB LED-Quelle. Die Fernstromversorgung mit DMX-3chx350mA-Schnittstelle muss separat bestellt werden. Serienschaltung. Ausgestattet mit einem 2000 mm überstehenden Neoprenkabel und einem Set mit Crimpverbindern und selbstklebenden Schrumpfschläuchen, die die Dichtigkeit des Anschlusses garantieren. Mattiertes Glas. Der Metallstift zur Bodenmontage muss separat bestellt werden.

Kabeldiagramm und RGB-System-Installation.

Maximal 10 Aimer 3 RBG-LED-Leuchten für jeden F990B22A000 Code.

Siehe Kabeldiagramm Nr.5 Seite 670.

RGB LED source included. Remote electrical power supply with DMX 3chx350mA interface to be ordered separately. Serial connection. Equipped with a 2000 mm protruding section of neoprene cable and a kit with crimpable connectors and adhesive heat-shrinkable sleeves that guarantee the tightness of the connection. Frosted glass.
The metal nail for ground installation needs to be ordered separately.

Wiring diagram and installation scheme RGB.

Max 10 luminaires Aimer 3 RGB for each code F990B22A000.

See Wiring Diagram n.5 Page 670.

Optic Spot 10°

Power Led: 3,4W - 3CH x 350mA

RGB

- ○ FA1051741201
- ● FA1051741206
- ● FA1051741212
- ● FA1051741218
- ● FA1051741230
- ● FA1051741233
- ● FA1051741270

Optic Medium 35°

Power Led: 3,4W - 3CH x 350mA

RGB

- ○ FA1051740001
- ● FA1051740006
- ● FA1051740012
- ● FA1051740018
- ● FA1051740030
- ● FA1051740033
- ● FA1051740070

Photometric data on request.

* Maximale Leuchten pro Stromversorgung / Maximum number of luminaires per power supply.

Maximale Leuchten pro Stromversorgung (220÷ 240 V). Diese Angaben müssen unter Berücksichtigung der spezifischen Installationsbedingungen überprüft werden.	Maximum number of luminaires per power supply. (220÷240 V). These data must be checked taking into account the specific installation conditions.	Acc. F990B22A000	**10

**Die Spannung an den Enden des Systems hängt von der Anzahl der in Reihe geschalteten Leuchten ab. Bitte beachten Sie die Norm CEI 64-8.

**The voltage at the end of the system depends on the number of fixtures connected in series, please comply with CEI 64-8 standards.

Aimer 4 Constant Voltage



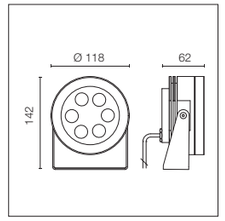



Inklusive LED-Quelle. Die 24 V Gleichstrom ON/OFF Fernstromversorgung muss separat bestellt werden. Parallelschaltung. Ausgestattet mit einem 2000 mm überstehenden Neoprenkabel und einem Set mit Crimpverbindern und selbstklebenden Schrumpfschläuchen, die die Dichtigkeit des Anschlusses garantieren. Inklusive Befestigungsbügel. Extraklares transparentes Glas. Der Metallstift zur Bodenmontage muss separat bestellt werden.

LED source included. Remote electrical power supply 24V dc ON/OFF to be ordered separately. Parallel connection. Equipped with a 2000 mm protruding section of neoprene cable and a kit with crimpable connectors and adhesive heat-shrinkable sleeves that guarantee the tightness of the connection. Fixing bracket included.
Extraclear transparent glass.
The metal nail for ground installation needs to be ordered separately.

Optic Spot 10°

Power Led: 11,8W - 776 lm ≠ OUTPUT 498 lm - 2700K/CRI 80 - 24Vdc / 11,8W - 834 lm ≠ OUTPUT 535 lm - 3000K/CRI 80 - 24Vdc / 11,8W - 889 lm ≠ OUTPUT 570 lm - 4000K/CRI 80 - 24Vdc

2700K	3000K	4000K
○ FA1052552201	○ FA1052551201	○ FA1052541201
● FA1052552206	● FA1052551206	● FA1052541206
● FA1052552212	● FA1052551212	● FA1052541212
● FA1052552218	● FA1052551218	● FA1052541218
● FA1052552230	● FA1052551230	● FA1052541230
● FA1052552233	● FA1052551233	● FA1052541233
● FA1052552270	● FA1052551270	● FA1052541270

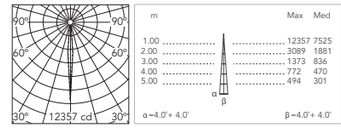

@ 4000K

Optic Medium 30°

Power Led: 11,8W - 776 lm ≠ OUTPUT 486 lm - 2700K/CRI 80 - 24Vdc / 11,8W - 834 lm ≠ OUTPUT 523 lm - 3000K/CRI 80 - 24Vdc / 11,8W - 889 lm ≠ OUTPUT 558 lm - 4000K/CRI 80 - 24Vdc

2700K	3000K	4000K
○ FA1052552001	○ FA1052550001	○ FA1052540001
● FA1052552006	● FA1052550006	● FA1052540006
● FA1052552012	● FA1052550012	● FA1052540012
● FA1052552018	● FA1052550018	● FA1052540018
● FA1052552030	● FA1052550030	● FA1052540030
● FA1052552033	● FA1052550033	● FA1052540033
● FA1052552070	● FA1052550070	● FA1052540070

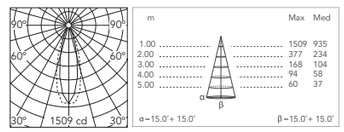

@ 4000K

* Maximale Leuchten pro Stromversorgung / Maximum number of luminaires per power supply.

Maximale Leuchten pro Stromversorgung (220÷ 240 V). Diese Angaben müssen unter Berücksichtigung der spezifischen Installationsbedingungen überprüft werden.	Maximum number of luminaires per power supply. (220÷240 V). These data must be checked taking into account the specific installation conditions.	Acc. RF25752 Acc. RF25755 Acc. RF25749	1 2 5

Aimer 5 Constant Voltage



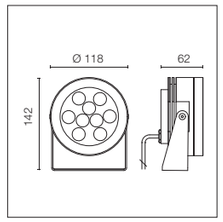

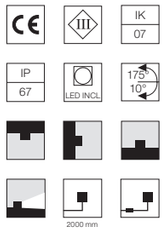

Inklusive LED-Quelle. Die 24 V Gleichstrom ON/ OFF Fernstromversorgung muss separat bestellt werden. Parallelschaltung. Ausgestattet mit einem 2000 mm überstehenden Neoprenkabel und einem Set mit Crimpverbindern und selbstklebenden Schrumpfschläuchen, die die Dichtigkeit des Anschlusses garantieren. Inklusive Befestigungsbügel. Extraklares transparentes Glas. Der Metallstift zur Bodenmontage muss separat bestellt werden.

LED source included. Remote electrical power supply 24V dc ON/OFF to be ordered separately. Parallel connection. Equipped with a 2000 mm protruding section of neoprene cable and a kit with crimpable connectors and adhesive heat-shrinkable sleeves that guarantee the tightness of the connection. Fixing bracket included.
Extraclear transparent glass. The metal nail for ground installation needs to be ordered separately.

Optic Spot 10°

Power Led: 17W - 1164 lm ≠ OUTPUT 747 lm - 2700K/CRI 80 - 24Vdc / 17W - 1252 lm ≠ OUTPUT 803 lm - 3000K/CRI 80 - 24Vdc / 17W - 1333 lm ≠ OUTPUT 855 lm - 4000K/CRI 80 - 24Vdc

2700K	3000K	4000K
○ FA1052522201	○ FA1052521201	○ FA1052511201
● FA1052522206	● FA1052521206	● FA1052511206
● FA1052522212	● FA1052521212	● FA1052511212
● FA1052522218	● FA1052521218	● FA1052511218
● FA1052522230	● FA1052521230	● FA1052511230
● FA1052522233	● FA1052521233	● FA1052511233
● FA1052522270	● FA1052521270	● FA1052511270

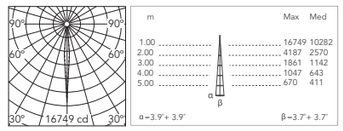

@ 3000K

Optic Medium 30°

Power Led: 17W - 1164 lm ≠ OUTPUT 730 lm - 2700K/CRI 80 - 24Vdc / 17W - 1252 lm ≠ OUTPUT 785 lm - 3000K/CRI 80 - 24Vdc / 17W - 1333 lm ≠ OUTPUT 836 lm - 4000K/CRI 80 - 24Vdc

2700K	3000K	4000K
○ FA1052522001	○ FA1052520001	○ FA1052510001
● FA1052522006	● FA1052520006	● FA1052510006
● FA1052522012	● FA1052520012	● FA1052510012
● FA1052522018	● FA1052520018	● FA1052510018
● FA1052522030	● FA1052520030	● FA1052510030
● FA1052522033	● FA1052520033	● FA1052510033
● FA1052522070	● FA1052520070	● FA1052510070

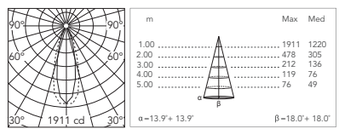

@ 3000K

* Maximale Leuchten pro Stromversorgung / Maximum number of luminaires per power supply.

Maximale Leuchten pro Stromversorgung (220÷ 240 V). Diese Angaben müssen unter Berücksichtigung der spezifischen Installationsbedingungen überprüft werden.

Maximum number of luminaires per power supply. (220÷240 V). These data must be checked taking into account the specific installation conditions.

Acc. RF25755 1
Acc. RF25749 3

Aimer 5 RGB



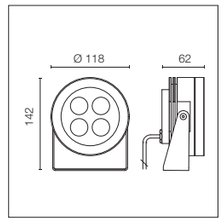



Inklusive RGB LED-Quelle. Die Fernstromversorgung mit DMX-3chx350mA-Schnittstelle muss separat bestellt werden. Serienschaltung. Ausgestattet mit einem 2000 mm überstehenden Neoprenkabel und einem Set mit Crimpverbindern und selbstklebenden Schrumpfschläuchen, die die Dichtigkeit des Anschlusses garantieren. Mattiertes Glas. Der Metallstift zur Bodenmontage muss separat bestellt werden.

Kabeldiagramm und RGB-System-Installation.

Maximal 2 Aimer 5 RBG-LED-Leuchten für jeden F990B22A000 Code.

Siehe Kabeldiagramm Nr.5
Seite 670.

RGB LED source included. Remote electrical power supply with DMX 3chx350mA interface to be ordered separately. Serial connection. Equipped with a 2000 mm protruding section of neoprene cable and a kit with crimpable connectors and adhesive heat-shrinkable sleeves that guarantee the tightness of the connection. Frosted glass.
The metal nail for ground installation needs to be ordered separately.

Wiring diagram and installation scheme RGB.

Max 2 luminaires Aimer 5 RGB for each code F990B22A000.

See Wiring Diagram n.5
Page 670.

Optic Spot 10°

RGB Power Led: 13,6W - 3CH x 350mA

RGB
○ FA1052561201
● FA1052561206
● FA1052561212
● FA1052561218
● FA1052561230
● FA1052561233
● FA1052561270

Optic Medium 35°

RGB Power Led: 13,6W - 3CH x 350mA

RGB
○ FA1052560001
● FA1052560006
● FA1052560012
● FA1052560018
● FA1052560030
● FA1052560033
● FA1052560070

Photometric data on request.

* Maximale Leuchten pro Stromversorgung / Maximum number of luminaires per power supply.

Maximale Leuchten pro Stromversorgung (220÷ 240 V). Diese Angaben müssen unter Berücksichtigung der spezifischen Installationsbedingungen überprüft werden.

Maximum number of luminaires per power supply. (220÷240 V). These data must be checked taking into account the specific installation conditions.

Acc. F990B22A000 **2

**Die Spannung an den Enden des Systems hängt von der Anzahl der in Reihe geschalteten Leuchten ab. Bitte beachten Sie die Norm CEI 64-8.

**The voltage at the end of the system depends on the number of fixtures connected in series, please comply with CEI 64-8 standards.

Aimer: Zubehörteile / Accessories

Visier Aimer 1.	Visor Aimer 1.	Aimer 1 FA5230		
Visier Aimer 3.	Visor Aimer 3.	Aimer 3 FA5130		
Erdspieß.	Ground spike.	Aimer 1 / 3 / 4 / 5 FA136		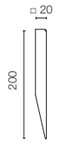
Verbindungssystem, IP68, 3/4-Wege-H2O-Antikondensat, 4-polig, (ø5,5÷12mm Kabel).	3/4 way terminal block 4 poles IP68 H2O Stop. (ø5,5÷12mm cable).	Aimer 3 / 4 / 5 F990C010000		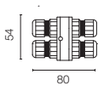
Verbindungssystem, IP68, 2-Wege-H2O-Antikondensat, 4-polig, (ø5,5÷12mm Kabel).	2 way terminal block 4 poles IP68 H2O Stop. (ø5,5÷12mm cable).	Aimer 3 / 4 / 5 F990C00A000		

Aimer: Treiber / Drivers

Stromversorgung Doppelfunktion Vout 24V Gleichstrom: 8 W/100÷240 V Iout 350 ma: 6x1 W/100÷240 V IP20 Klasse II Selv Eq.	Power supply dual function Vout 24Vdc: 8W/100÷240V Iout 350ma: 6x1W/100÷240V IP20 Class II Selv Eq.	Aimer 1 / 3 *RF25754		
Netzgerät 24V 8W / 110-240V IP65 Klasse II selv.	Power supply 24V 8W / 110-240V IP65 Class II selv.	Aimer 1 / 3 *RF25748		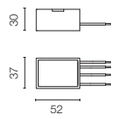
Netzgerät 10 x 1W/ 100÷265V - Iout 350mA (7x1W/110V) IP40 Klasse II selv. Eq.	Power supply 10 x 1W/ 100÷265V - Iout 350mA (7x1W/110V) IP40 Class II Selv Eq.	Aimer 1 / 3 *FA68		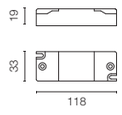
Netzgerät 16 x 1W/ 110÷240V - Iout 350mA (12x1W@110V) IP20 Klasse II selv. Eq.	Power supply 16 x 1W/ 110÷240V - Iout 350mA (12x1W@110V) IP20 Class II Selv Eq.	Aimer 1 / 3 *FA129 Dimmable Push-Dim Or 1-10V See Wiring Diagram n.3. Page 668		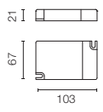
Netzgerät 16 x 1W/ 110÷240V - Iout 350mA (12x1W@110V) IP67 Klasse II selv.	Power supply 16 x 1W/ 110÷240V - Iout 350mA (12x1W@110V) IP67 Class II Selv.	Aimer 1 / 3 *FA184 Dimmable Push-Dim Or 1-10V See Wiring Diagram n.3. Page 668		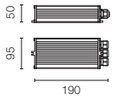
Netzgerät 13 x 2W/ 110÷240V - Iout 500mA (7x2W@110V) IP20 Klasse II selv. Eq.	Power supply 13 x 2W/ 110÷240V - Iout 500mA (7x2W@110V) IP20 Class II Selv. Eq.	Aimer 1 / 3 *FA135 Dimmable Push-Dim Or 1-10V See Wiring Diagram n.3. Page 668		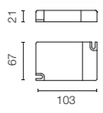

Aimer: Treiber / Drivers

Netzgerät 13 x 2W/ 110÷240V - Iout 500mA (7x2W@110V) IP67Klasse II selv.	Power supply 13 x 2W/ 110÷240V - Iout 500mA (7x2W@110V) IP67 Class II Selv.	Aimer 1 / 3 *FA218 Dimmable Push-Dim Or 1-10V See Wiring Diagram n.3. Page 668		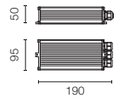
Netzgerät 18W/ 110÷240V - Iout 500mA (15W@110V) IP67 Klasse II selv.C.	Power supply 18W/ 110÷240V - Iout 500mA (15W@110V) IP67 Class II Selv. C.	Aimer 1 / 3 *FA238 Dimmable DALI See Wiring Diagram n.3. Page 668		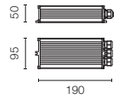
Netzgerät 24W/ 110÷240V - Iout 500mA (15W@110V) IP67 Klasse II selv.	Power supply 24W/ 110÷240V - Iout 500mA (15W@110V) IP67 Class II Selv.	Aimer 1 / 3 *FA239 Dimmable DALI See Wiring Diagram n.3. Page 668		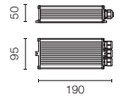
Netzgerät 24V 10W / 110-240V IP20 Klasse II selv.	Power supply 24V 10W /110-240V IP20 Class II selv.	Aimer 3 *RF25747		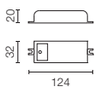
Netzgerät 24V 10W / 110-240V IP67 Klasse II selv.	Power supply 24V 10W / 110-240V IP67 Class II selv.	Aimer 3 *RF25757		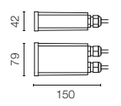
Netzgerät für den Ferneinbau 24Vdc 20W / 220- 240V IP67 Klasse II selv.	Power supply for remote installation 24Vdc 20W / 220-240V IP67 Class II selv.	Aimer 3 / 4 / 5 *RF25752		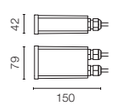
Netzgerät 24Vdc 35W / 120-270V IP67 Klasse II selv.	Power supply 24Vdc 35W / 120-270V IP67 Class II selv.	F990B23AZ00		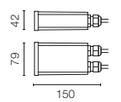
Netzgerät für den Ferneinbau 24Vdc 50W / 120-240V IP67 Klasse II selv.	Power supply for remote installation 24Vdc 50W / 120-240V IP67 Class II selv.	Aimer 3 / 4 / 5 *RF25755		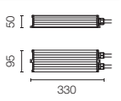
Netzgerät für den Ferneinbau 24Vdc 70W / 220-240V IP67 Klasse II selv.	Power supply for remote installation 24Vdc 70W / 220-240V IP67 Class II selv.	Aimer 3 / 4 / 5 *RF25749		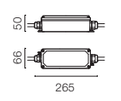

Aimer RGB: Zubehörteile / Accessories

Visier Aimer 1.	Visor Aimer 1.	Aimer 1 RGB FA5230		
Visier Aimer 3.	Visor Martina.	Aimer 3 RGB FA5130		
Erdspieß.	Ground spike.	Aimer 1 / 3 / 4 / 5 RGB FA136		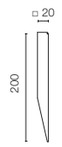
DMX-Controller; Dimmer-Schalter für Einbaudose. (60 mm Lochmitte).	DMX controller; dimmer switch for recessed box (60mm hole centres).	F990B10A000		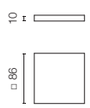
DMX Controller; Stand-Alone/PC-Schnittstelle.	DMX controller; stand-alone/PC interface.	F990B11A000		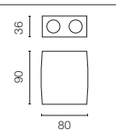
DMX-Verteiler 512 - elektronisches Gerät zur Regenerierung des monodirektionalen DMX-Signal. 1 Eingang und 7 Ausgänge, 12-24 V Gleichstrom. Stromversorgung nicht enthalten.	DMX splitter 512 - electronic device to regenerate the monodirectional DMX signal 1 Input and 7 output, 12-24Vdc.	F990B13A000		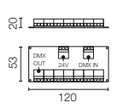
Geschirmtes DMX-Kabel mit konstantem Widerstand (110 Ohm).	DMX cable - shielded twisted pair with 110 Ohm constant impedance.	F990B12A000		

Aimer RGB: Treiber / Drivers

Stromversorgung mit Dmx-schnittstelle für RGB-Leuchten 36w/220÷240V-3ch x 350ma (3ch x 10 x1w) Dmx-Kontrolle erlaubt ip67 Klasse i Selv Eq.	Power supply with DMX interface for RGB fixtures 36W/220÷240v-3CH x 350mA (3CH x 10 x 1W) DMX control allowed IP67 Class I Selv Eq.	*F990B22A000		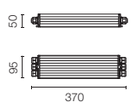

Aimer 2



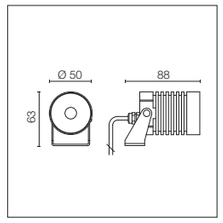

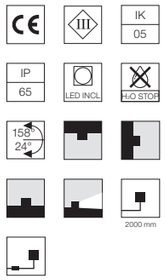

Inklusive LED-Quelle. Die 24 V Gleichstrom ON/OFF Fernstromversorgung muss separat bestellt werden. Ausgestattet mit einem 2000 mm überstehenden Neoprenkabel und einem Set mit Crimpverbindern und selbstklebenden Schrumpfschläuchen, die die Dichtigkeit des Anschlusses garantieren. Inklusive Befestigungsbügel. Der Metallstift zur Bodenmontage muss separat bestellt werden. Extraklares transparentes Glas. Dimmbare Version auf Anfrage erhältlich.

LED source included. Remote electrical power supply 24V dc ON/OFF to be ordered separately. Equipped with a 2000 mm protruding section of neoprene cable and a kit with crimpable connectors and adhesive heat-shrinkable sleeves that guarantee the tightness of the connection. Fixing bracket included. Extraclear transparent glass. The metal nail for ground installation needs to be ordered separately. Dimmable version available upon request.

Optic Spot 10°

Power Led: 3,4W - 199 lm ≠ OUTPUT 138 lm - 2700K/CRI 80 - 24Vdc / 3,4W - 215 lm ≠ OUTPUT 149 lm - 3000K/CRI 80 - 24Vdc / 3,4W - 224 lm ≠ OUTPUT 155 lm - 4000K/CRI 80 - 24Vdc

2700K	3000K	4000K
○ FA51308001	○ FA51300301	○ FA51300201
● FA51308006	● FA51300306	● FA51300206
● FA51308012	● FA51300312	● FA51300212
● FA51308018	● FA51300318	● FA51300218
● FA51308030	● FA51300330	● FA51300230
● FA51308033	● FA51300333	● FA51300233

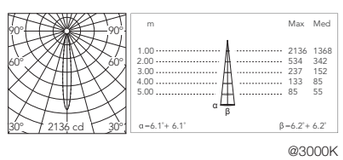

@3000K

Optic Medium 30°

Power Led: 3,4W - 199 lm ≠ OUTPUT 121 lm - 2700K/CRI 80 - 24Vdc / 3,4W - 215 lm ≠ OUTPUT 131 lm - 3000K/CRI 80 - 24Vdc / 3,4W - 224 lm ≠ OUTPUT 136 lm - 4000K/CRI 80 - 24Vdc

2700K	3000K	4000K
○ FA51308201	○ FA51301301	○ FA51301201
● FA51308206	● FA51301306	● FA51301206
● FA51308212	● FA51301312	● FA51301212
● FA51308218	● FA51301318	● FA51301218
● FA51308230	● FA51301330	● FA51301230
● FA51308233	● FA51301333	● FA51301233

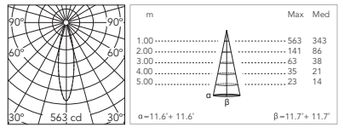

@3000K

* Maximale Leuchten pro Stromversorgung / Maximum number of luminaires per power supply.

Maximale Leuchten pro Stromversorgung (220÷ 240 V). Diese Angaben müssen unter Berücksichtigung der spezifischen Installationsbedingungen überprüft werden.

Maximum number of luminaires per power supply. (220÷240 V). These data must be checked taking into account the specific installation conditions.

Acc. RF25754	1	Acc. RF25752	3
Acc. RF25748	1	Acc. RF25755	9
Acc. RF25747	2	Acc. RF25749	17
Acc. RF25757	2		

Aimer 2 HP



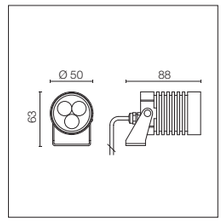

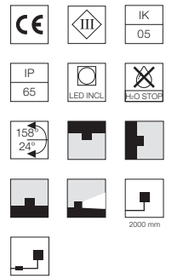

Inklusive LED-Quelle. Die 24 V Gleichstrom ON/OFF Fernstromversorgung muss separat bestellt werden. Ausgestattet mit einem 2000 mm überstehenden Neoprenkabel und einem Set mit Crimpverbindern und selbstklebenden Schrumpfschläuchen, die die Dichtigkeit des Anschlusses garantieren. Inklusive Befestigungsbügel. Der Metallstift zur Bodenmontage muss separat bestellt werden. Extraklares transparentes Glas. Dimmbare Version auf Anfrage erhältlich.

LED source included. Remote electrical power supply 24V dc ON/OFF to be ordered separately. Equipped with a 2000 mm protruding section of neoprene cable and a kit with crimpable connectors and adhesive heat-shrinkable sleeves that guarantee the tightness of the connection. Fixing bracket included. Extraclear transparent glass. The metal nail for ground installation needs to be ordered separately. Dimmable version available upon request.

Optic Spot 10°

Power Led: 4,5W - 331 lm ≠ OUTPUT 246 lm - 2700K/CRI 80 - 24Vdc / 4,5W - 359 lm ≠ OUTPUT 267 lm - 3000K/CRI 80 - 24Vdc / 4,5W - 373 lm ≠ OUTPUT 277 lm - 4000K/CRI 80 - 24Vdc

2700K	3000K	4000K
○ FA51308401	○ FA51302301	○ FA51302201
● FA51308406	● FA51302306	● FA51302206
● FA51308412	● FA51302312	● FA51302212
● FA51308418	● FA51302318	● FA51302218
● FA51308430	● FA51302330	● FA51302230
● FA51308433	● FA51302333	● FA51302233

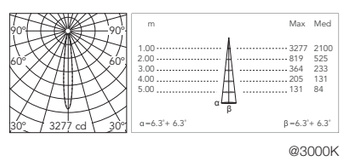

@3000K

Optic Medium 30°

Power Led: 4,5W - 331 lm ≠ OUTPUT 218 lm - 2700K/CRI 80 - 24Vdc / 4,5W - 359 lm ≠ OUTPUT 236 lm - 3000K/CRI 80 - 24Vdc / 4,5W - 373 lm ≠ OUTPUT 245 lm - 4000K/CRI 80 - 24Vdc

2700K	3000K	4000K
○ FA51308601	○ FA51303301	○ FA51303201
● FA51308606	● FA51303306	● FA51303206
● FA51308612	● FA51303312	● FA51303212
● FA51308618	● FA51303318	● FA51303218
● FA51308630	● FA51303330	● FA51303230
● FA51308633	● FA51303333	● FA51303233

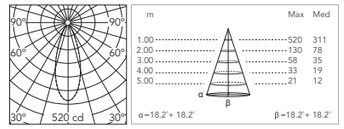

@3000K

* Maximale Leuchten pro Stromversorgung / Maximum number of luminaires per power supply.

Maximale Leuchten pro Stromversorgung (220÷ 240 V). Diese Angaben müssen unter Berücksichtigung der spezifischen Installationsbedingungen überprüft werden.

Maximum number of luminaires per power supply. (220÷240 V). These data must be checked taking into account the specific installation conditions.

Acc. RF25754	1	Acc. RF25757	2
Acc. RF25748	1	Acc. RF25755	9
Acc. RF25747	2	Acc. RF25749	17

Aimer 2 Pole 500



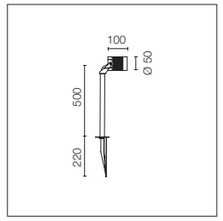

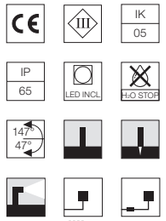

Inklusive LED-Quelle. Die 24 V Gleichstrom ON/OFF Fernstromversorgung muss separat bestellt werden. Ausgestattet mit einem 2000 mm überstehenden Neoprenkabel und einer 2-poligen und 3-Wege Anschlussdose mit H2O-STOP-System, die die Dichtigkeit des Anschlusses garantieren. Inklusive Metallstift zur Bodenmontage. Extraklares transparentes Glas. Dimmbare Version auf Anfrage erhältlich.

LED source included. Remote electrical power supply 24V dc ON/OFF to be ordered separately. Equipped with a 2000 mm protruding section of neoprene cable and a 2-pole and 3-way connection box with H2O STOP system that guarantee the tightness of the connection. Extraclear transparent glass.
Metal nail for ground installation included. Dimmable version available upon request.

Optic Spot 10°

Power Led: 3,4W - 199 lm ≠ OUTPUT 138 lm - 2700K/CRI 80 - 24Vdc / 3,4W - 215 lm ≠ OUTPUT 149 lm - 3000K/CRI 80 - 24Vdc / 3,4W - 224 lm ≠ OUTPUT 155 lm - 4000K/CRI 80 - 24Vdc

2700K	3000K	4000K
○ FA51308801	○ FA51303601	○ FA51303501
● FA51308806	● FA51303606	● FA51303506
● FA51308812	● FA51303612	● FA51303512
● FA51308818	● FA51303618	● FA51303518
● FA51308830	● FA51303630	● FA51303530
● FA51308833	● FA51303633	● FA51303533

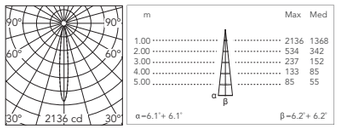

@3000K

Optic Medium 30°

Power Led: 3,4W - 199 lm ≠ OUTPUT 121 lm - 2700K/CRI 80 - 24Vdc / 3,4W - 215 lm ≠ OUTPUT 131 lm - 3000K/CRI 80 - 24Vdc / 3,4W - 224 lm ≠ OUTPUT 136 lm - 4000K/CRI 80 - 24Vdc

2700K	3000K	4000K
○ FA51309001	○ FA51303901	○ FA51303801
● FA51309006	● FA51303906	● FA51303806
● FA51309012	● FA51303912	● FA51303812
● FA51309018	● FA51303918	● FA51303818
● FA51309030	● FA51303930	● FA51303830
● FA51309033	● FA51303933	● FA51303833

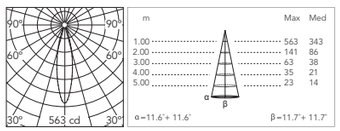

@3000K

* Maximale Leuchten pro Stromversorgung / Maximum number of luminaires per power supply.

Maximale Leuchten pro Stromversorgung (220÷ 240 V). Diese Angaben müssen unter Berücksichtigung der spezifischen Installationsbedingungen überprüft werden.

Maximum number of luminaires per power supply. (220÷240 V). These data must be checked taking into account the specific installation conditions.

Acc. RF25754	1	Acc. RF25757	2
Acc. RF25748	1	Acc. RF25752	3
Acc. FA235	1	Acc. RF25755	9
Acc. RF25747	2	Acc. RF25749	17

Aimer 2 Pole 900



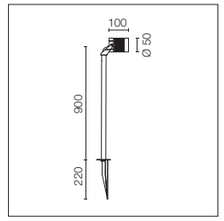

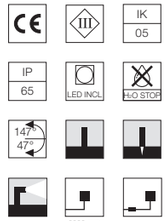

Inklusive LED-Quelle. Die 24 V Gleichstrom ON/OFF Fernstromversorgung muss separat bestellt werden. Ausgestattet mit einem 2000 mm überstehenden Neoprenkabel und einer 2-poligen und 3-Wege Anschlussdose mit H2O-STOP-System, die die Dichtigkeit des Anschlusses garantieren. Inklusive Metallstift zur Bodenmontage. Extraklares transparentes Glas. Dimmbare Version auf Anfrage erhältlich.

LED source included. Remote electrical power supply 24V dc ON/OFF to be ordered separately. Equipped with a 2000 mm protruding section of neoprene cable and a 2-pole and 3-way connection box with H2O STOP system that guarantee the tightness of the connection. Extraclear transparent glass.
Metal nail for ground installation included. Dimmable version available upon request.

Optic Spot 10°

Power Led: 3,4W - 199 lm ≠ OUTPUT 138 lm - 2700K/CRI 80 - 24Vdc / 3,4W - 215 lm ≠ OUTPUT 149 lm - 3000K/CRI 80 - 24Vdc / 3,4W - 224 lm ≠ OUTPUT 155 lm - 4000K/CRI 80 - 24Vdc

2700K	3000K	4000K
○ FA51309201	○ FA51304801	○ FA51304701
● FA51309206	● FA51304806	● FA51304706
● FA51309212	● FA51304812	● FA51304712
● FA51309218	● FA51304818	● FA51304718
● FA51309230	● FA51304830	● FA51304730
● FA51309233	● FA51304833	● FA51304733

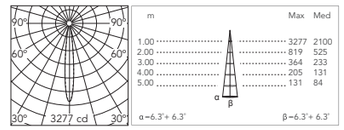

@3000K

Optic Medium 30°

Power Led: 3,4W - 199 lm ≠ OUTPUT 121 lm - 2700K/CRI 80 - 24Vdc / 3,4W - 215 lm ≠ OUTPUT 131 lm - 3000K/CRI 80 - 24Vdc / 3,4W - 224 lm ≠ OUTPUT 136 lm - 4000K/CRI 80 - 24Vdc

2700K	3000K	4000K
○ FA51309401	○ FA51305101	○ FA51305001
● FA51309406	● FA51305106	● FA51305006
● FA51309412	● FA51305112	● FA51305012
● FA51309418	● FA51305118	● FA51305018
● FA51309430	● FA51305130	● FA51305030
● FA51309433	● FA51305133	● FA51305033

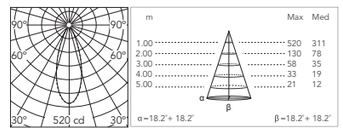

@3000K

* Maximale Leuchten pro Stromversorgung / Maximum number of luminaires per power supply.

Maximale Leuchten pro Stromversorgung (220÷ 240 V). Diese Angaben müssen unter Berücksichtigung der spezifischen Installationsbedingungen überprüft werden.

Maximum number of luminaires per power supply. (220÷240 V). These data must be checked taking into account the specific installation conditions.

Acc. RF25754	1	Acc. RF25757	2
Acc. RF25748	1	Acc. RF25752	3
Acc. FA235	1	Acc. RF25755	9
Acc. RF25747	2	Acc. RF25749	17

Aimer 2 Wall 500



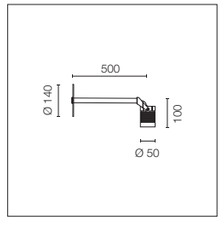

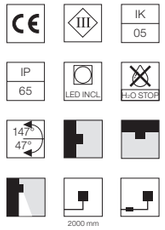

Inklusive LED-Quelle. Die 24 V Gleichstrom ON/OFF Fernstromversorgung muss separat bestellt werden. Ausgestattet mit einem 2000 mm überstehenden Neoprenkabel und einer 2-poligen und 3-Wege Anschlussdose mit H2O-STOP-System, die die Dichtigkeit des Anschlusses garantieren. Inklusive Metallstift zur Bodenmontage. Extraklares transparentes Glas. Dimmbare Version auf Anfrage erhältlich.

LED source included. Remote electrical power supply 24V dc ON/OFF to be ordered separately. Equipped with a 2000 mm protruding section of neoprene cable and a 2-pole and 3-way connection box with H2O STOP system that guarantee the tightness of the connection. Extraclear transparent glass.
Metal nail for ground installation included. Dimmable version available upon request.

Optic Spot 10°

Power Led: 3,4W - 199 lm ≠ OUTPUT 138 lm - 2700K/CRI 80 - 24Vdc / 3,4W - 215 lm ≠ OUTPUT 149 lm - 3000K/CRI 80 - 24Vdc / 3,4W - 224 lm ≠ OUTPUT 155 lm - 4000K/CRI 80 - 24Vdc

2700K	3000K	4000K
○ FA51309601	○ FA51306001	○ FA51305901
● FA51309606	● FA51306006	● FA51305906
● FA51309612	● FA51306012	● FA51305912
● FA51309618	● FA51306018	● FA51305918
● FA51309630	● FA51306030	● FA51305930
● FA51309633	● FA51306033	● FA51305933

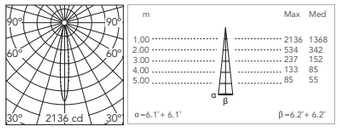

@3000K

Optic Medium 30°

Power Led: 3,4W - 199 lm ≠ OUTPUT 121 lm - 2700K/CRI 80 - 24Vdc / 3,4W - 215 lm ≠ OUTPUT 131 lm - 3000K/CRI 80 - 24Vdc / 3,4W - 224 lm ≠ OUTPUT 136 lm - 4000K/CRI 80 - 24Vdc

2700K	3000K	4000K
○ FA51309801	○ FA51306301	○ FA51306201
● FA51309806	● FA51306306	● FA51306206
● FA51309812	● FA51306312	● FA51306212
● FA51309818	● FA51306318	● FA51306218
● FA51309830	● FA51306330	● FA51306230
● FA51309833	● FA51306333	● FA51306233

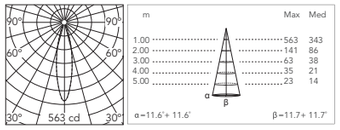

@3000K

* Maximale Leuchten pro Stromversorgung / Maximum number of luminaires per power supply.

Maximale Leuchten pro Stromversorgung (220÷ 240 V). Diese Angaben müssen unter Berücksichtigung der spezifischen Installationsbedingungen überprüft werden.

Maximum number of luminaires per power supply. (220÷240 V). These data must be checked taking into account the specific installation conditions.

Acc. RF25754	1	Acc. RF25755	9
Acc. RF25748	1	Acc. RF25749	17
Acc. RF25752	3		

Aimer 2 Wall 900



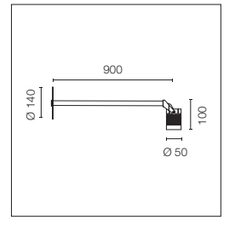



Inklusive LED-Quelle. Die 24 V Gleichstrom ON/OFF Fernstromversorgung muss separat bestellt werden. Ausgestattet mit einem 2000 mm überstehenden Neoprenkabel und einer 2-poligen und 3-Wege Anschlussdose mit H2O-STOP-System, die die Dichtigkeit des Anschlusses garantieren. Inklusive Metallstift zur Bodenmontage. Extraklares transparentes Glas. Dimmbare Version auf Anfrage erhältlich.

LED source included. Remote electrical power supply 24V dc ON/OFF to be ordered separately. Equipped with a 2000 mm protruding section of neoprene cable and a 2-pole and 3-way connection box with H2O STOP system that guarantee the tightness of the connection. Extraclear transparent glass.
Metal nail for ground installation included. Dimmable version available upon request.

Optic Spot 10°

Power Led: 3,4W - 199 lm ≠ OUTPUT 138 lm - 2700K/CRI 80 - 24Vdc / 3,4W - 215 lm ≠ OUTPUT 149 lm - 3000K/CRI 80 - 24Vdc / 3,4W - 224 lm ≠ OUTPUT 155 lm - 4000K/CRI 80 - 24Vdc

2700K	3000K	4000K
○ FA51310001	○ FA51306601	○ FA51306501
● FA51310006	● FA51306606	● FA51306506
● FA51310012	● FA51306612	● FA51306512
● FA51310018	● FA51306618	● FA51306518
● FA51310030	● FA51306630	● FA51306530
● FA51310033	● FA51306633	● FA51306533

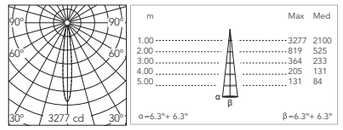

@3000K

Optic Medium 30°

Power Led: 3,4W - 199 lm ≠ OUTPUT 121 lm - 2700K/CRI 80 - 24Vdc / 3,4W - 215 lm ≠ OUTPUT 131 lm - 3000K/CRI 80 - 24Vdc / 3,4W - 224 lm ≠ OUTPUT 136 lm - 4000K/CRI 80 - 24Vdc

2700K	3000K	4000K
○ FA51310201	○ FA51306901	○ FA51306801
● FA51310206	● FA51306906	● FA51306806
● FA51310212	● FA51306912	● FA51306812
● FA51310218	● FA51306918	● FA51306818
● FA51310230	● FA51306930	● FA51306830
● FA51310233	● FA51306933	● FA51306833

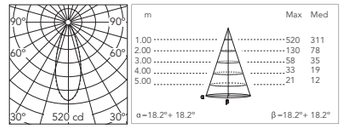

@3000K

* Maximale Leuchten pro Stromversorgung / Maximum number of luminaires per power supply.

Maximale Leuchten pro Stromversorgung (220÷ 240 V). Diese Angaben müssen unter Berücksichtigung der spezifischen Installationsbedingungen überprüft werden.

Maximum number of luminaires per power supply. (220÷240 V). These data must be checked taking into account the specific installation conditions.

Acc. RF25754	1	Acc. RF25755	9
Acc. RF25748	1	Acc. RF25749	17
Acc. RF25752	3		

Aimer 2: Zubehörteile / Accessories

Erdspieß.	Ground spike.	**Spot / Pole** FA136		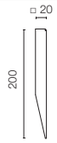
Verbindungssystem, IP68, 3/4-Wege-H2O-Antikondensat, 4-polig, (ø5,5÷12mm Kabel).	3/4 way terminal block 4 poles IP68 H2O Stop. (ø5,5÷12mm cable).	**Pole** F990C010000		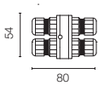
Eingebaute 3-Modul-Anschlussdose (Modell 503).	Recessed 3-module junction box (model 503).	**Wall** F990H010000		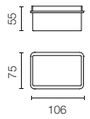

Aimer 2 Wall Bracket with box cod. F990H010000

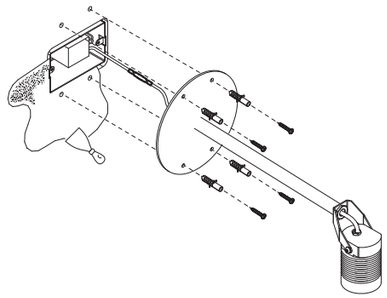

Aimer 2: Treiber / Drivers

Stromversorgung Doppelfunktion Vout 24V Gleichstrom: 8 W/100÷240 V Iout 350 ma: 6x1 W/100÷240 V IP20 Klasse II Selv Eq.	Power supply dual function Vout 24Vdc: 8W/100÷240V Iout 350ma: 6x1W/100÷240V IP20 Class II Selv Eq.	*RF25754		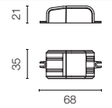
Netzgerät 24V 8W / 110-240V IP65 Klasse II selv.	Power supply 24V 8W / 110-240V IP65 Class II selv.	*RF25748		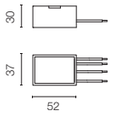
Netzgerät 8W/110÷240V - 24Vdc IP67 Klasse II selv. Eq.	Power supply 8W/110÷240V - 24Vdc IP67 Class II selv. Eq.	**Pole** *FA235		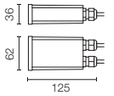
Netzgerät 24V 10W / 110-240V IP20 Klasse II selv.	Power supply 24V 10W /110-240V IP20 Class II selv.	**Spot / Pole** *RF25747		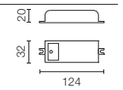
Netzgerät 24V 10W / 110-240V IP67 Klasse II selv.	Power supply 24V 10W / 110-240V IP67 Class II selv.	**Spot / Pole** *RF25757		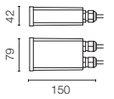
Netzgerät für den Ferneinbau 24Vdc 20W / 220- 240V IP67 Klasse II selv.	Power supply for remote installation 24Vdc 20W / 220-240V IP67 Class II selv.	**Pole / Wall** *RF25752		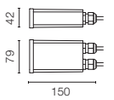
Netzgerät 24Vdc 35W / 120-270V IP67 Klasse II selv.	Power supply 24Vdc 35W / 120-270V IP67 Class II selv.	F990B23AZ00		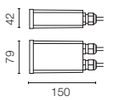
Netzgerät für den Ferneinbau 24Vdc 50W / 120-240V IP67 Klasse II selv.	Power supply for remote installation 24Vdc 50W / 120-240V IP67 Class II selv.	*RF25755		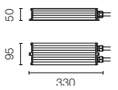
Netzgerät für den Ferneinbau 24Vdc 70W / 220-240V IP67 Klasse II selv.	stallation 24Vdc 70W / 220-240V IP67 Class II selv.	*RF25749		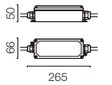

Aimer 1 Aqua



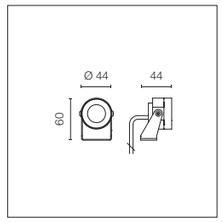

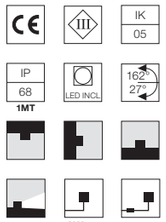

LED-Quelle. Edelstahlgehäuse und -bügel 316L, geeignet zum Versenken. Fernstromversorgung 350 mA ON/OFF und dimmbar 1-10V oder DALI. Muss separat bestellt werden. Serienschaltung. Ausgestattet mit einem 5000 mm überstehenden Neoprenkabel und einem Set mit Crimpverbindern und selbstklebenden Schrumpfschläuchen, die die Dichtigkeit d Extraklares transparentes Glas. es Anschlusses garantieren. Der Metallstift zur Bodenmontage muss separat bestellt werden. 2700K- und 3000K-Modelle auf Anfrage erhältlich.

LED source. 316L stainless steel body and bracket, suitable for submersion. Remote power supply 350 mA ON/OFF and dimmable 1-10V or DALI. Must be ordered separately. Serial connection. Equipped with a 5000 mm protruding section of neoprene cable and a kit with crimpable connectors and adhesive heat-shrinkable sleeves that guarantee the tightness of the connection. Extraclear transparent glass. The metal nail for ground installation needs to be ordered separately. 2700K and 3000K models available upon request.

Optic Medium 30°

Power Led: 1,1W - LED 120 lm ≠ OUTPUT 99 lm - 3000K/CRI 80 - 350 mA / 1,1W - 124 lm ≠ OUTPUT 103 lm - 4000K/CRI 80 - 350 mA

3000K
- FA10517114557

4000K
- FA10517114357

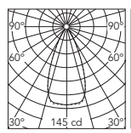

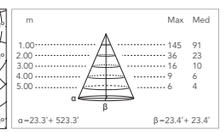

@ 4000K

* Maximale Leuchten pro Stromversorgung / Maximum number of luminaires per power supply.

Maximale Leuchten pro Stromversorgung (220÷ 240 V). Diese Angaben müssen unter Berücksichtigung der spezifischen Installationsbedingungen überprüft werden.

Maximum number of luminaires per power supply. (220÷240 V). These data must be checked taking into account the specific installation conditions.

Acc. RF25748	6
Acc. FA184	**16
Acc. FA238	**9

**Die Spannung an den Enden des Systems hängt von der Anzahl der in Reihe geschalteten Leuchten ab. Bitte beachten Sie die Norm CEI 64-8.

**The voltage at the end of the system depends on the number of fixtures connected in series, please comply with CEI 64-8 standards.

Aimer 1 Aqua RGB



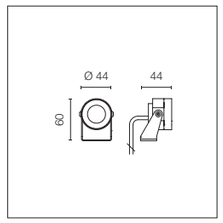

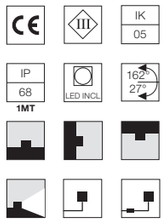

Inklusive RGB LED-Quelle. Edelstahlgehäuse und -bügel 316L, geeignet zum Versenken. Die Fernstromversorgung mit DMX-3chx350mA-Schnittstelle muss separat bestellt werden. Serienschaltung. Ausgestattet mit einem 5000 mm überstehenden Neoprenkabel und einem Set mit Crimpverbindern und selbstklebenden Schrumpfschläuchen, die die Dichtigkeit des Anschlusses garantieren. Inklusive Befestigungsbügel. Mattiertes Glas. Der Metallstift zur Bodenmontage muss separat bestellt werden.

RGB LED source included. 316L stainless steel body and bracket, suitable for submersion. Remote electrical power supply with DMX 3CHx350mA interface to be ordered separately. Serial connection. Equipped with a 5000 mm protruding section of neoprene cable and a kit with crimpable connectors and adhesive heat-shrinkable sleeves that guarantee the tightness of the connection. Frosted glass. Fixing bracket included. The metal nail for ground installation needs to be ordered separately.

Kabeldiagramm und RGB-System-Installation.

Maximal 10 Aimer 1 Aqua RBG-LED-Leuchten für jeden F990B22A000 Code.

Siehe Kabeldiagramm Nr.5 Seite 670.

Wiring diagram and installation scheme RGB.

Max 10 luminaires Aimer 1 Aqua RGB for each code F990B22A000.

See Wiring Diagram n.5 Page 670.

RGB Power Led: 3,4W - 3CH x 350mA

RGB
- FA10517314357

Photometric data on request.

* Maximale Leuchten pro Stromversorgung / Maximum number of luminaires per power supply.

Maximale Leuchten pro Stromversorgung (220÷ 240 V). Diese Angaben müssen unter Berücksichtigung der spezifischen Installationsbedingungen überprüft werden.

Maximum number of luminaires per power supply. (220÷240 V). These data must be checked taking into account the specific installation conditions.

Acc. F990B22A000	**10

**Die Spannung an den Enden des Systems hängt von der Anzahl der in Reihe geschalteten Leuchten ab. Bitte beachten Sie die Norm CEI 64-8.

**The voltage at the end of the system depends on the number of fixtures connected in series, please comply with CEI 64-8 standards.

Aimer 3 Aqua



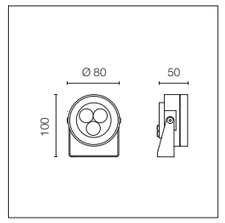

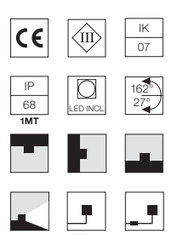

Inklusive LED-Quelle. Edelstahlgehäuse und -bügel 316L, geeignet zum Versenken. Die 24 V Gleichstrom ON/OFF Fernstromversorgung muss separat bestellt werden. Parallelschaltung. Ausgestattet mit einem 5000 mm überstehenden Neoprenkabel und einem Set mit Crimpverbindern und selbstklebenden Schrumpfschläuchen, die die Dichtigkeit des Anschlusses garantieren. Inklusive Befestigungsbügel. Extraklares transparentes Glas. Der Metallstift zur Bodenmontage muss separat bestellt werden. 2700K- und 3000K-Modelle auf Anfrage erhältlich.

LED source included. 316L stainless steel body and bracket, suitable for submersion. Remote electrical power supply 24V dc ON/OFF to be ordered separately. Parallel connection. Equipped with a 5000 mm protruding section of neoprene cable and a kit with crimpable connectors and adhesive heat-shrinkable sleeves that guarantee the tightness of the connection. Fixing bracket included. Extraclear transparent glass. The metal nail for ground installation needs to be ordered separately. 2700K and 3000K models available upon request.

Optic Medium 50°

Power Led: 3,3W - 359 lm ≠ OUTPUT 267 lm - 3000K/CRI 80 - 24Vdc / 3,3W - 373 lm ≠ OUTPUT 278 lm - 4000K/CRI 80 - 24Vdc

3000K
- FA10517214657

4000K
- FA10517214457

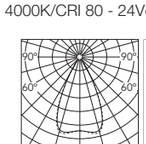

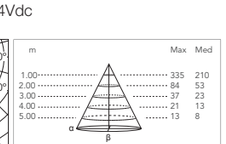

@ 4000K

* Maximale Leuchten pro Stromversorgung / Maximum number of luminaires per power supply.

Maximale Leuchten pro Stromversorgung (220÷ 240 V). Diese Angaben müssen unter Berücksichtigung der spezifischen Installationsbedingungen überprüft werden.

Maximum number of luminaires per power supply. (220÷240 V). These data must be checked taking into account the specific installation conditions.

Acc. RF25748	1	Acc. RF25755	7
Acc. RF25757	2	Acc. RF25749	14
Acc. RF25752	3		

Aimer 3 Aqua RGB



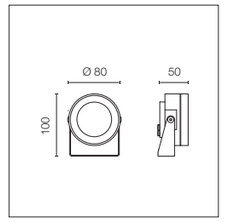

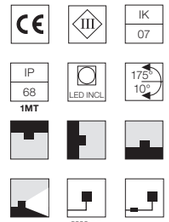

Inklusive RGB LED-Quelle. Edelstahlgehäuse und -bügel 316L, geeignet zum Versenken. Die Fernstromversorgung mit DMX-3chx350mA-Schnittstelle muss separat bestellt werden. Serienschaltung. Ausgestattet mit einem 5000 mm überstehenden Neoprenkabel und einem Set mit Crimpverbindern und selbstklebenden Schrumpfschläuchen, die die Dichtigkeit des Anschlusses garantieren. Inklusive Befestigungsbügel. Mattiertes Glas. Der Metallstift zur Bodenmontage muss separat bestellt werden.

RGB LED source included. 316L stainless steel body and bracket, suitable for submersion. Remote electrical power supply with DMX 3CHx350mA interface to be ordered separately. Serial connection. Equipped with a 5000 mm protruding section of neoprene cable and a kit with crimpable connectors and adhesive heat-shrinkable sleeves that guarantee the tightness of the connection. Frosted glass. Fixing bracket included. The metal nail for ground installation needs to be ordered separately.

Kabeldiagramm und RGB-System-Installation.

Maximal 10 Aimer 3 Aqua RBG-LED-Leuchten für jeden F990B22A000 Code.

Siehe Kabeldiagramm Nr.5 Seite 670.

Wiring diagram and installation scheme RGB.

Max 10 luminaires Aimer 3 Aqua RGB for each code F990B22A000.

See Wiring Diagram n.5 Page 670.

Optic Medium 35°

RGB Power Led: 3,4W - 3CH x 350mA

RGB
- FA10517414457

Photometric data on request.

* Maximale Leuchten pro Stromversorgung / Maximum number of luminaires per power supply.

Maximale Leuchten pro Stromversorgung (220÷ 240 V). Diese Angaben müssen unter Berücksichtigung der spezifischen Installationsbedingungen überprüft werden.

Maximum number of luminaires per power supply. (220÷240 V). These data must be checked taking into account the specific installation conditions.

Acc. F990B22A000	**10

**Die Spannung an den Enden des Systems hängt von der Anzahl der in Reihe geschalteten Leuchten ab. Bitte beachten Sie die Norm CEI 64-8.

**The voltage at the end of the system depends on the number of fixtures connected in series, please comply with CEI 64-8 standards.

Aimer 4 Aqua



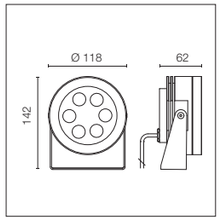

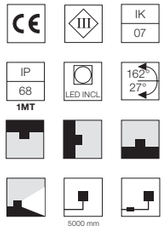

Inklusive LED-Quelle. Edelstahlgehäuse und -bügel 316L, geeignet zum Versenken. Die 24 V Gleichstrom ON/OFF Fernstromversorgung muss separat bestellt werden. Parallelschaltung. Ausgestattet mit einem 5000 mm überstehenden Neoprenkabel und einem Set mit Crimpverbindern und selbstklebenden Schrumpfschläuchen, die die Dichtigkeit des Anschlusses garantieren. Inklusive Befestigungsbügel. Extraklares transparentes Glas. Der Metallstift zur Bodenmontage muss separat bestellt werden. 2700K- und 3000K-Modelle auf Anfrage erhältlich.

LED source included. 316L stainless steel body and bracket, suitable for submersion. Remote electrical power supply 24V dc ON/OFF to be ordered separately. Parallel connection. Equipped with a 5000 mm protruding section of neoprene cable and a kit with crimpable connectors and adhesive heat-shrinkable sleeves that guarantee the tightness of the connection. Fixing bracket included. Extraclear transparent glass. The metal nail for ground installation needs to be ordered separately. 2700K and 3000K models available upon request.

Optic Medium 30°

Power Led: 9W - 646 lm ≠ OUTPUT 409 lm - 3000K/CRI 80 - 24Vdc / 9W - 687 lm ≠ OUTPUT 435 lm - 4000K/CRI 80 - 24Vdc

3000K
- FA10526614757

4000K
- FA10526614557

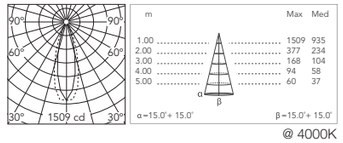

@ 4000K

* Maximale Leuchten pro Stromversorgung / Maximum number of luminaires per power supply.

Maximale Leuchten pro Stromversorgung (220÷ 240 V). Diese Angaben müssen unter Berücksichtigung der spezifischen Installationsbedingungen überprüft werden.	Maximum number of luminaires per power supply. (220÷240 V). These data must be checked taking into account the specific installation conditions.	Acc. RF25755	3
		Acc. RF25749	6

Aimer 5 Aqua



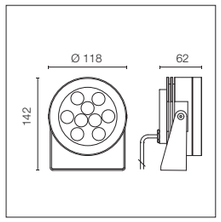

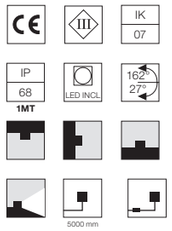

Inklusive LED-Quelle. Edelstahlgehäuse und -bügel 316L, geeignet zum Versenken. Die 24 V Gleichstrom ON/OFF Fernstromversorgung muss separat bestellt werden. Parallelschaltung. Ausgestattet mit einem 5000 mm überstehenden Neoprenkabel und einem Set mit Crimpverbindern und selbstklebenden Schrumpfschläuchen, die die Dichtigkeit des Anschlusses garantieren. Inklusive Befestigungsbügel. Extraklares transparentes Glas. Der Metallstift zur Bodenmontage muss separat bestellt werden. 2700K- und 3000K-Modelle auf Anfrage erhältlich.

LED source included. 316L stainless steel body and bracket, suitable for submersion. Remote electrical power supply 24V dc ON/OFF to be ordered separately. Parallel connection. Equipped with a 5000 mm protruding section of neoprene cable and a kit with crimpable connectors and adhesive heat-shrinkable sleeves that guarantee the tightness of the connection. Fixing bracket included. Extraclear transparent glass. The metal nail for ground installation needs to be ordered separately. 2700K and 3000K models available upon request.

Optic Medium 30°

Power Led: 14,7W - 969 lm ≠ OUTPUT 680 lm - 3000K/CRI 80 - 24Vdc / 14,7W - 1031 lm ≠ OUTPUT 723 lm - 4000K/CRI 80 - 24Vdc

3000K
- FA10521114757

4000K
- FA10521114557

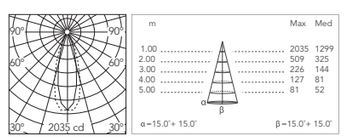

@ 4000K

* Maximale Leuchten pro Stromversorgung / Maximum number of luminaires per power supply.

Maximale Leuchten pro Stromversorgung (220÷ 240 V). Diese Angaben müssen unter Berücksichtigung der spezifischen Installationsbedingungen überprüft werden.	Maximum number of luminaires per power supply. (220÷240 V). These data must be checked taking into account the specific installation conditions.	Acc. RF25755	3
		Acc. RF25749	7
		Acc. FA184	1

Aimer 5 Aqua RGB



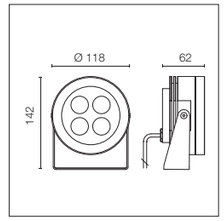

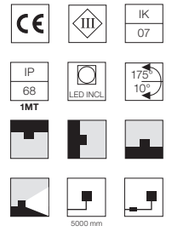

Inklusive RGB LED-Quelle. Edelstahlgehäuse und -bügel 316L, geeignet zum Versenken. Die Fernstromversorgung mit DMX-3chx350mA-Schnittstelle muss separat bestellt werden. Serienschaltung. Ausgestattet mit einem 5000 mm überstehenden Neoprenkabel und einem Set mit Crimpverbindern und selbstklebenden Schrumpfschläuchen, die die Dichtigkeit des Anschlusses garantieren. Inklusive Befestigungsbügel. Mattiertes Glas. Der Metallstift zur Bodenmontage muss separat bestellt werden.

Kabeldiagramm und RGB-System-Installation.

Maximal 2 Aimer 5 Aqua RBG-LED-Leuchten für jeden F990B22A000 Code.

Siehe Kabeldiagramm Nr.5 Seite 670.

RGB LED source included. 316L stainless steel body and bracket, suitable for submersion. Remote electrical power supply with DMX 3CHx350mA interface to be ordered separately. Serial connection. Equipped with a 5000 mm protruding section of neoprene cable and a kit with crimpable connectors and adhesive heat-shrinkable sleeves that guarantee the tightness of the connection. Frosted glass. Fixing bracket included. The metal nail for ground installation needs to be ordered separately.

Wiring diagram and installation scheme RGB.

Max 2 luminaires Aimer 5 Aqua RGB for each code F990B22A000.

See Wiring Diagram n.5 Page 670.

Optic Medium 50°

RGB Power Led: 13,6W - 3CH x 350mA

RGB
- FA10525614557

Photometric data on request.

* Maximale Leuchten pro Stromversorgung / Maximum number of luminaires per power supply.

Maximale Leuchten pro Stromversorgung (220÷ 240 V). Diese Angaben müssen unter Berücksichtigung der spezifischen Installationsbedingungen überprüft werden.	Maximum number of luminaires per power supply. (220÷240 V). These data must be checked taking into account the specific installation conditions.	Acc. *F990B22A000	**2	**Die Spannung an den Enden des Systems hängt von der Anzahl der in Reihe geschalteten Leuchten ab. Bitte beachten Sie die Norm CEI 64-8.	**The voltage at the end of the system depends on the number of fixtures connected in series, please comply with CEI 64-8 standards.

Aimer Aquar: Zubehörteile / Accessories

Erdspieß.	Ground spike.	Aqua Aimer 1 / 3 / 4 / 5 FA136		
Verbindungssystem, IP68, 3/4-Wege-H2O-Antikondensat, 4-polig, (ø5,5÷12mm Kabel).	3/4 way terminal block 4 poles IP68 H2O Stop. (ø5,5÷12mm cable).	Aqua Aimer 3 / 4 / 5 F990C010000		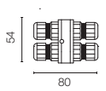
Verbindungssystem, IP68, 2-Wege-H2O-Antikondensat, 4-polig, (ø5,5÷12mm Kabel).	2 way terminal block 4 poles IP68 H2O Stop. (ø5,5÷12mm cable).	Aqua Aimer 3 / 4 / 5 F990C00A000		

Aimer Aqua: Treiber / Drivers

Netzgerät 24V 8W / 110-240V IP65 Klasse II selv.	Power supply 24V 8W / 110-240V IP65 Class II selv.	Aqua Aimer 1 / 3 *RF25748		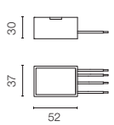
Netzgerät 16 x 1W/ 110÷240V - Iout 350mA (12x1W@110V) IP67 Klasse II selv.	Power supply 16 x 1W/ 110÷240V - Iout 350mA (12x1W@110V) IP67 Class II Selv.	Aqua Aimer 1 / 5 *FA184 Dimmable Push-Dim Or 1-10V See Wiring Diagram n.3. Page 668		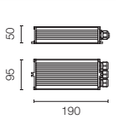
Netzgerät 18W/ 110÷240V - Iout 350mA (15W@110V) IP67 Klasse II selv.C.	Power supply 18W/ 110÷240V - Iout 350mA (15W@110V) IP67 Class II Selv. C.	Aqua Aimer 1 / 3 *FA238 Dimmable DALI See Wiring Diagram n.3. Page 668		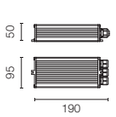
Netzgerät 24V 10W / 110-240V IP67 Klasse II selv.	Power supply 24V 10W / 110-240V IP67 Class II selv.	Aqua Aimer 3 / 4 / 5 *RF25757		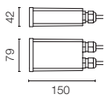
Netzgerät für den Ferneinbau 24Vdc 20W / 220- 240V IP67 Klasse II selv.	Power supply for remote installation 24Vdc 20W / 220-240V IP67 Class II selv.	Aqua Aimer 3 / 4 / 5 *RF25752		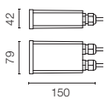
Netzgerät 24Vdc 35W / 120-270V IP67 Klasse II selv.	Power supply 24Vdc 35W / 120-270V IP67 Class II selv.	F990B23AZ00		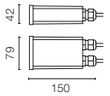
Netzgerät für den Ferneinbau 24Vdc 50W / 120-240V IP67 Klasse II selv.	Power supply for remote installation 24Vdc 50W / 120-240V IP67 Class II selv.	Aqua Aimer 3 / 4 / 5 *RF25755		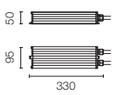
Netzgerät für den Ferneinbau 24Vdc 70W / 220-240V IP67 Klasse II selv.	Power supply for remote installation 24Vdc 70W / 220-240V IP67 Class II selv.	Aqua Aimer 3 / 4 / 5 *RF25749		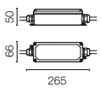

Aimer Aqua RGB: Zubehörteile / Accessories

Erdspieß.	Ground spike.	Aqua Aimer 1 / 3 / 4 / 5 RGB FA136		
DMX-Controller; Dimmer-Schalter für Einbaudose. (60 mm Lochmitte).	DMX controller; dimmer switch for recessed box (60mm hole centres).	F990B10A000		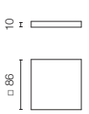
DMX Controller; Stand-Alone/PC-Schnittstelle.	DMX controller; stand-alone/PC interface.	F990B11A000		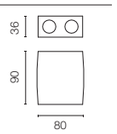
DMX-Verteiler 512 - elektronisches Gerät zur Regenerierung des monodirektionalen DMX-Signal. 1 Eingang und 7 Ausgänge, 12-24 V Gleichstrom. Stromversorgung nicht enthalten.	DMX splitter 512 - electronic device to regenerate the monodirectional DMX signal 1 Input and 7 output, 12-24Vdc.	F990B13A000		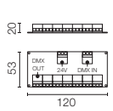
Geschirmtes DMX-Kabel mit konstantem Widerstand (110 Ohm).	DMX cable - shielded twisted pair with 110 Ohm constant impedance.	F990B12A000		

Aimer Aquar RGB: Treiber / Drivers

Stromversorgung mit Dmx-schnittstelle für RGB-Leuchten 36w/220÷240V-3ch x 350ma (3ch x 10 x1w) Dmx-Kontrolle erlaubt ip67 Klasse i Selv Eq.	Power supply with DMX interface for RGB fixtures 36W/220÷240v-3CH x 350mA (3CH x 10 x 1W) DMX control allowed IP67 Class I Selv Eq.	*F990B22A000		

Franco





Franco



Familie / Family

Franco 1



CoB Led
up to 24W
up to 1920 lm - 2700K/CRI 80
up to 2065 lm - 3000K/CRI 80
up to 2166 lm - 4000K/CRI 80

Power Led
up to 20W
up to 1506 lm - 2700K/CRI 80
up to 1619 lm - 3000K/CRI 80
up to 1698 lm - 4000K/CRI 80

Franco 2



CoB Led
up to 43W
up to 3143 lm - 2700K/CRI 80
up to 3380 lm - 3000K/CRI 80
up to 3465 lm - 4000K/CRI 80

Franco 3



CoB Led
up to 52W
up to 3757 lm - 2700K/CRI 80
up to 4040 lm - 3000K/CRI 80
up to 4142 lm - 4000K/CRI 80

Power Led
up to 43W
up to 3676 lm - 2700K/CRI 80
up to 3939 lm - 3000K/CRI 80
up to 4070 lm - 4000K/CRI 80

Ausführungen / Colours

01 White



06 Grey



12 Forest Green



18 Deep Brown



30 Black



33 Anthracite

Beschreibung / Description

Familie von neigbaren Projektionsleuchten mit LED-Quelle zur Wand-, und Pfostenmontage. Erhältlich in drei Dimensionen und mit verschiedenen Lichtstrahlen für jede Dimension, einschließlich Optiken für städtische Anwendungen. Gehäuse aus Aluminiumdruckguss EN AB-47100 (mit geringem Kupferanteil) und Reflektor aus Reinstaluminium. Extraklarer Glas-Diffusor mit Siebdruckkante, mit einem Roboterklebesystem am Rahmen befestigt. In verschiedenen Ausführungen erhältlich, mit doppelschichtiger Pulverbeschichtung und chemischer Oberflächenbehandlung, um eine hohe Korrosionsbeständigkeit zu gewährleisten. Befestigungsbügel aus Edelstahl AISI 316L, abgestuft, um eine präzise Einstellung der Emissionseinheit und eine Neigung von ca. 120º auf der vertikalen Achse zu gewährleisten. Ergänzt durch eine Metall-Kabelführung. Um die Dichtigkeit der Kabelführung zu gewährleisten, wird empfohlen, flexible Elektrokabel zu verwenden, die für den Außeneinsatz geeignet sind. Vervollständigt durch eine Reihe von Zylinderpfosten in verschiedenen Durchmessern und Höhen, die versenkt oder mit einer Ankerplatte und Zugschrauben befestigt werden können. Die MiniFranco-Version ist mit einem überstehenden Arm für die Wandmontage und die Beleuchtung von Schildern ausgestattet.

Family of tiltable projection luminaires with LED source for wall and post mounting. Available in three dimensions and with different light beams for every dimension, including optics for urban uses. Die cast aluminum body EN AB-47100 (with low copper content) and super pure aluminum reflector. Extraclear glass diffuser with silkscreen edge, attached to the frame with a robotic gluing system. Available in different finishes, with double-layered powder coating and chemical conversion surface treatment to ensure high corrosion resistance. AISI 316L stainless steel fixing bracket, graduated to guarantee precision in the adjustment of the emission unit and a tilting of approx. 120º on the vertical axis. Completed with a metal cable guide. To ensure the tightness of the cable guide it's recommended to use flexible electric cables suitable for exterior use. Completed with a series of cylinder posts in different diameters and heights that can be ground recessed or fixed with an anchor plate and lag screws. The MiniFranco version is equipped with a protruding arm for wall mounting and sign lighting.

Franco 1 CoB Led



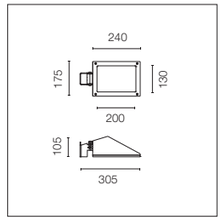

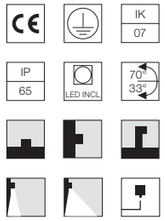

Inklusive LED-Quelle. Integrierte elektrische Stromversorgung 220-240 V ON/OFF. Inklusive Befestigungsbügel. Ausgestattet mit einer M16x1,5 Kabelführung (für 4,5 mm<ø<10 mm Kabel) und IP68 Anschluss. Um die Dichtigkeit der Kabelführung zu gewährleisten, wird empfohlen, flexible Elektrokabel zu verwenden, die für den Außeneinsatz geeignet sind. Optionales Zubehör: Pfosten, Gestelle und Arme zur Montage als Mast, überstehender Arm zur Wandmontage.

LED source included. Integrated electrical power supply 220-240V ON/OFF. Fixing bracket included. Equipped with a M16x1.5 cable guide (for 4.5mm<ø<10mm cables) and IP68 connector. To ensure the tightness of the cable guide it's recommended to use flexible electric cables suitable for exterior use. Optional accessories: posts; mounts and arms to install as a mast; protruding arm for wall mounting.

Symmetric Optic

CoB Led: 24W - 2856 lm ≠ OUTPUT 1920 lm - 2700K/CRI 80 - 220-240V / 24W - 3071 lm ≠ OUTPUT 2065 lm - 3000K/CRI 80 - 220-240V / 24W - 3221 lm ≠ OUTPUT 2166 lm - 4000K/CRI 80 - 220-240V

2700K	3000K	4000K
○ FA162812301	○ FA162811301	○ FA162801301
● FA162812306	● FA162811306	● FA162801306
● FA162812312	● FA162811312	● FA162801312
● FA162812318	● FA162811318	● FA162801318
● FA162812330	● FA162811330	● FA162801330
● FA162812333	● FA162811333	● FA162801333

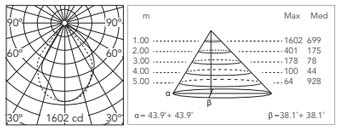

@ 3000K

Asymmetric Optic

CoB Led: 24W - 2856 lm ≠ OUTPUT 1506 lm - 2700K/CRI 80 - 220-240V / 24W - 3071 lm ≠ OUTPUT 1619 lm - 3000K/CRI 80 - 220-240V / 24W - 3221 lm ≠ OUTPUT 1698 lm - 4000K/CRI 80 - 220-240V

2700K	3000K	4000K
○ FA162812401	○ FA162811401	○ FA162801401
● FA162812406	● FA162811406	● FA162801406
● FA162812412	● FA162811412	● FA162801412
● FA162812418	● FA162811418	● FA162801418
● FA162812430	● FA162811430	● FA162801430
● FA162812433	● FA162811433	● FA162801433

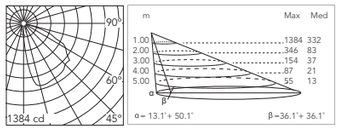

@ 3000K

Franco 1 Power Led



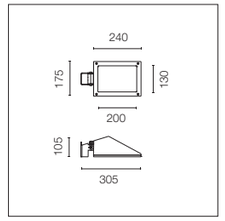

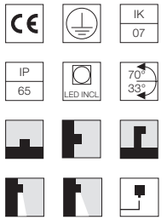

Inklusive LED-Quelle. Integrierte elektrische Stromversorgung 220-240 V ON- OFF. Inklusive Befestigungsbügel. Ausgestattet mit einer M16x1,5 Kabelführung (für 4,5 mm<ø<10 mm Kabel) und IP68 Anschluss. Um die Dichtigkeit der Kabelführung zu gewährleisten, wird empfohlen, flexible Elektrokabel zu verwenden, die für den Außeneinsatz geeignet sind. Optionales Zubehör: Pfosten, Gestelle und Arme zur Montage als Mast, überstehender Arm zur Wandmontage.

LED source included. Integrated electrical power supply 220-240V ON- OFF. Fixing bracket included. Equipped with a M16x1.5 cable guide (for 4.5mm<ø<10mm cables) and IP68 connector. To ensure the tightness of the cable guide it's recommended to use flexible electric cables suitable for exterior use. Optional accessories: posts; mounts and arms to install as a mast; protruding arm for wall mounting.

Optic Spot 10º

Power Led: 20W - 1776 lm ≠ OUTPUT 1371 lm - 2700K/CRI 80 - 220÷240V / 20W - 1914 lm ≠ OUTPUT 1486 lm - 3000K/CRI 80 - 220÷240V / 20W - 1987 lm ≠ OUTPUT 1543 lm - 4000K/CRI 80 - 220÷240V

2700K	3000K	4000K
○ FA161012201	○ FA161011201	○ FA162241201
● FA161012206	● FA161011206	● FA162241206
● FA161012212	● FA161011212	● FA162241212
● FA161012218	● FA161011218	● FA162241218
● FA161012230	● FA161011230	● FA162241230
● FA161012233	● FA161011233	● FA162241233

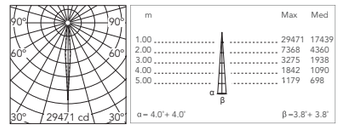

@ 3000K

Optic Medium 40º

Power Led: 20W - 1776 lm ≠ OUTPUT 1281 lm - 2700K/CRI 80 - 220÷240V / 20W - 1914 lm ≠ OUTPUT 1388 lm - 3000K/CRI 80 - 220÷240V / 20W - 1987 lm ≠ OUTPUT 1442 lm - 4000K/CRI 80 - 220÷240V

2700K	3000K	4000K
○ FA161012301	○ FA161011301	○ FA162241301
● FA161012306	● FA161011306	● FA162241306
● FA161012312	● FA161011312	● FA162241312
● FA161012318	● FA161011318	● FA162241318
● FA161012330	● FA161011330	● FA162241330
● FA161012333	● FA161011333	● FA162241333

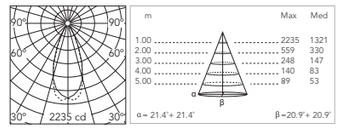

@ 3000K

Franco 1 / Ø 60mm - Poles

Mit Boden.
Mit festem Pfostenkopfhaken. Nicht verstellbarer Projektor.

With Base
With fixed pole head hooking. Non-adjustable projector.



H 500mm
- FA100501
- FA100506
- FA100512
- FA100518
- FA100530
- FA100533

H 900mm
- FA100901
- FA100906
- FA100912
- FA100918
- FA100930
- FA100933

H 2000mm
- FA11701
- FA11706
- FA11712
- FA11718
- FA11730
- FA11733

Bodeneinbau (+300 mm Wurzel)

In-Ground (+300 mm Root)



H 500mm
- FA110501
- FA110506
- FA110512
- FA110518
- FA110530
- FA110533

H 900mm
- FA110901
- FA110906
- FA110912
- FA110918
- FA110930
- FA110933

Franco 1 / Ø 76mm - Poles

Mit Boden und Zugangstür. Mit Terminal Block 4x1,5-16mmq.

With Base and Access Door.
With Terminal Block 4x1,5-16mmq.



H 3500mm
- FA24806
- FA24833

H 4500mm
- FA24906
- FA24933

Bodeneinbau (+500 mm Wurzel) Mit Zugangstür. Mit Terminal Block 4x1,5-16mmq

In-Ground (+500 mm Root) With Access Door
With Terminal Block 4x1,5-16mmq



H 3500mm
- FA25006
- FA25033

H 4500mm
- FA25106
- FA25133

Franco 1 / Ø 102mm - Poles

Mit Boden und Zugangstür. Mit Terminal Block 4x1,5-16mmq.

With Base and Access Door .
With Terminal Block 4x1,5-16mmq.



H 4000mm
- FA414006
- FA414033

H 5000mm
- FA415006
- FA415033

Bodeneinbau (+500 mm Wurzel) Mit Zugangstür. Mit Terminal Block 4x1,5-16mmq

In-Ground (+500 mm Root) With Access Door
With Terminal Block 4x1,5-16mmq



H 4000mm
- FA414506
- FA414533

H 5000mm
- FA415506
- FA415533

Installation scheme: Franco 1

Verstellbarer Projektor an der Wand / Adjustable Projector on Wall

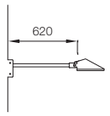

Nicht verstellbarer Projektor auf Pfosten / Non-Adjustable Projector on Pole

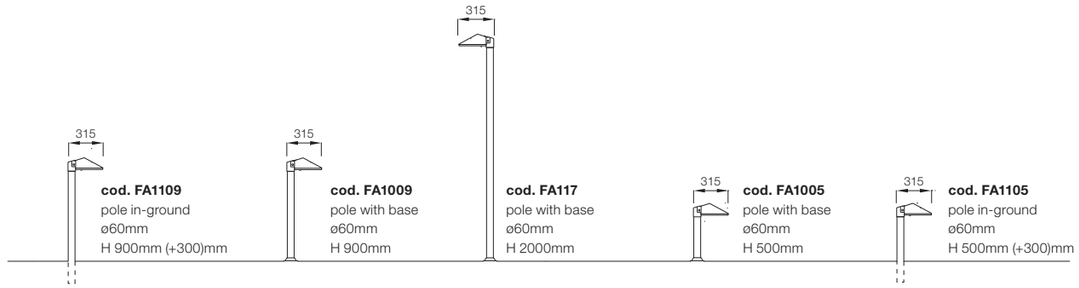

Verstellbarer Projektor auf Pfosten / Adjustable Projector on Pole

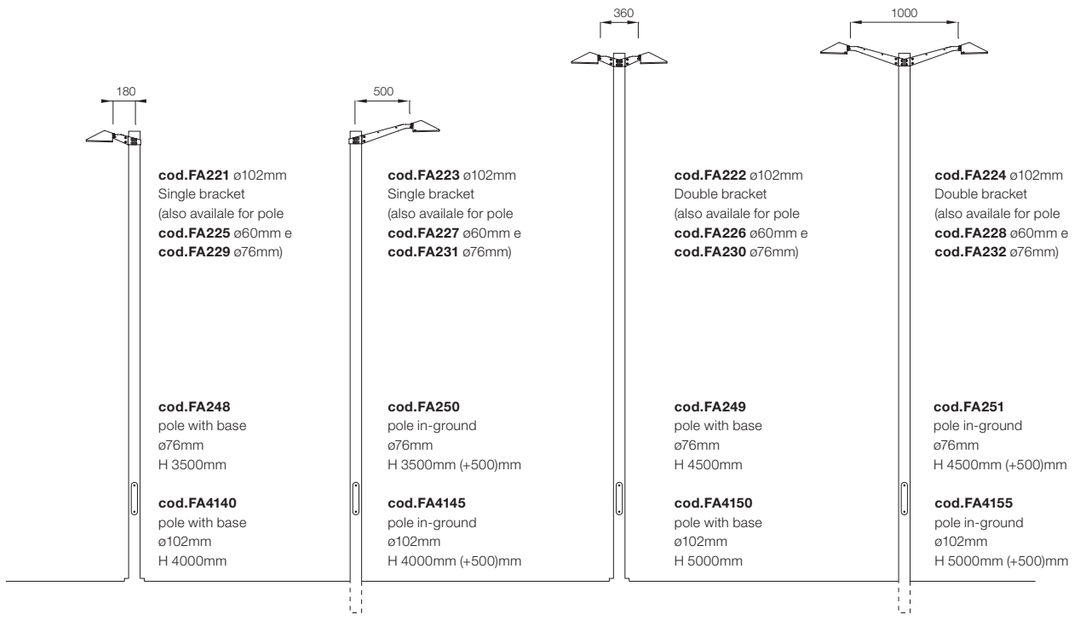

Franco 1: Zubehörteile / Accessories

Stiftschraubenplatte.	Base plate with bolt.	H: 500 / 900 / 2000mm FA243	 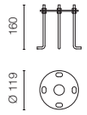
Stiftschraubenplatte.	Base plate with bolt.	H: 3500 / 4500mm with base FA116	 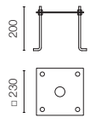
Arm für Wand 620 mm.	Wall bracket 620mm.	○ FA8801 ● FA8806 ● FA8812 ● FA8818 ● FA8830 ● FA8833	 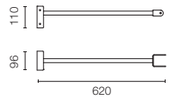
Überspannungsschutzgerät. 275 Vac. Maximaler Entladestrom 10KA (8 / 20µs). Maximaler Betriebsstrom 5A. Geeignet für Reihenschaltung. IP66.	Surge protection device. 275Vac. Maximum discharge current 10KA (8/20µs). Maximum operating current 5A. Suitable for series connection. IP66.	F990E00A000	 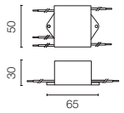

Franco 1 Ø 60mm

Einzelarm 180 mm. Für Pfosten Ø 60 mm.	Single bracket 180mm. For pole Ø 60mm.	● FA22506 ● FA22533	 
Doppelarm 180 mm. Für Pfosten Ø 60 mm.	Double bracket 180mm. For pole Ø 60mm.	● FA22606 ● FA22633	 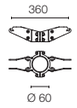
Einzelarm 500 mm. Für Pfosten Ø 60 mm.	Single bracket 500mm. For pole Ø 60mm.	● FA22706 ● FA22733	 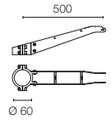
Doppelarm 500 mm. Für Pfosten Ø 60 mm.	Double bracket 500mm. For pole Ø 60mm.	● FA22806 ● FA22833	 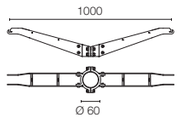

Franco 1 Ø 76mm

Einzelarm 180 mm. Für Pfosten Ø 76 mm.	Single bracket 180mm. For pole Ø 76mm.	● FA22906 ● FA22933	 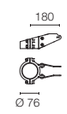
Doppelarm 180 mm. Für Pfosten Ø 76 mm.	Double bracket 180mm. For pole Ø 76mm.	● FA23006 ● FA23033	 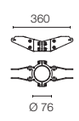
Einzelarm 500 mm. Für Pfosten Ø 76 mm.	Single bracket 500mm. For pole Ø 76mm.	● FA23106 ● FA23133	 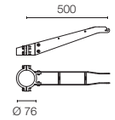
Doppelarm 500 mm. Für Pfosten Ø 76 mm.	Double bracket 500mm. For pole Ø 76mm.	● FA23206 ● FA23233	 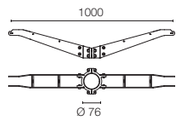

Franco 1 Ø 102mm

Einzelarm 180 mm. Für Pfosten Ø 102 mm.	Single bracket 180mm. For pole Ø 102mm.	● FA22106 ● FA22133	 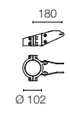
Doppelarm 180 mm. Für Pfosten Ø 102 mm.	Double bracket 180mm. For pole Ø 102mm.	● FA22206 ● FA22233	 
Einzelarm 500 mm. Für Pfosten Ø 102 mm.	Single bracket 500mm. For pole Ø 102mm.	● FA22306 ● FA22333	 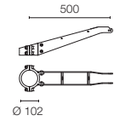
Doppelarm 500 mm. Für Pfosten Ø 102 mm.	Double bracket 500mm. For pole Ø 102mm.	● FA22406 ● FA22433	 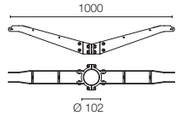

Franco 2 CoB Led



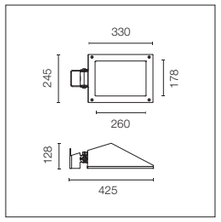

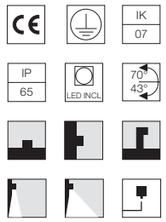

Inklusive LED-Quelle. Integrierte elektrische Stromversorgung 220-240 V ON/OFF. Inklusive Befestigungsbügel. Ausgestattet mit einer M20x1,5 Kabelführung (für 7 mm<ø<13 mm Kabel) und IP68 Anschluss. Um die Dichtigkeit der Kabelführung zu gewährleisten, wird empfohlen, flexible Elektrokabel zu verwenden, die für den Außeneinsatz geeignet sind. Optionales Zubehör: Pfosten und Arme zur Montage als Mast.

LED source included. Integrated electrical power supply 220-240V ON/OFF. Graduated fixing bracket included. Equipped with a M20x1.5 cable guide (for 7mm<ø<13mm cables) and IP68 connector. To ensure the tightness of the cable guide it's recommended to use flexible electric cables suitable for exterior use. Optional accessories: posts and arms for mast mounting.

Symmetric Optic

CoB Led: 43W - 5043 lm ≠ OUTPUT 3143 lm - 2700K/CRI 80 - 220÷240V / 43W - 5423 lm ≠ OUTPUT 3380 lm - 3000K/CRI 80 - 220÷240V / 43W - 5560 lm ≠ OUTPUT 3465 lm - 4000K/CRI 80 - 220÷240V

2700K
- ○ FA962832301
- ● FA962832306
- ● FA962832312
- ● FA962832318
- ● FA962832330
- ● FA962832333

3000K
- ○ FA962831301
- ● FA962831306
- ● FA962831312
- ● FA962831318
- ● FA962831330
- ● FA962831333

4000K
- ○ FA962821301
- ● FA962821306
- ● FA962821312
- ● FA962821318
- ● FA962821330
- ● FA962821333

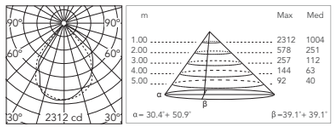

@ 3000K

Asymmetric Optic

CoB Led: 43W - 5043 lm ≠ OUTPUT 2648 lm - 2700K/CRI 80 - 220÷240V / 43W - 5423 lm ≠ OUTPUT 2847 lm - 3000K/CRI 80 - 220÷240V / 43W - 5560 lm ≠ OUTPUT 2919 lm - 4000K/CRI 80 - 220÷240V

2700K
- ○ FA962832401
- ● FA962832406
- ● FA962832412
- ● FA962832418
- ● FA962832430
- ● FA962832433

3000K
- ○ FA962831401
- ● FA962831406
- ● FA962831412
- ● FA962831418
- ● FA962831430
- ● FA962831433

4000K
- ○ FA962821401
- ● FA962821406
- ● FA962821412
- ● FA962821418
- ● FA962821430
- ● FA962821433

@ 3000K

Franco 2 / Ø 76mm - Poles

Mit Boden und Zugangstür. Mit Terminal Block 4x1,5-16mmq.

With Base and Access Door.
With Terminal Block 4x1,5-16mmq.



H 3500mm
- ● FA24806
- ● FA24833

H 4500mm
- ● FA24906
- ● FA24933

Bodeneinbau (+500 mm Wurzel) Mit Zugangstür. Mit Terminal Block 4x1,5-16mmq

In-Ground (+500 mm Root) With Access Door
With Terminal Block 4x1,5-16mmq



H 3500mm
- ● FA25006
- ● FA25033

H 4500mm
- ● FA25106
- ● FA25133

Franco 2 / Ø 102mm - Poles

Mit Boden und Zugangstür. Mit Terminal Block 4x1,5-16mmq.

With Base and Access Door .
With Terminal Block 4x1,5-16mmq.

H 4000mm
- ● FA414006
- ● FA414033

H 5000mm
- ● FA415006
- ● FA415033

Bodeneinbau (+500 mm Wurzel) Mit Zugangstür. Mit Terminal Block 4x1,5-16mmq

In-Ground (+500 mm Root) With Access Door
With Terminal Block 4x1,5-16mmq

H 4000mm
- ● FA414506
- ● FA414533

H 5000mm
- ● FA415506
- ● FA415533

Installation scheme: Franco 2

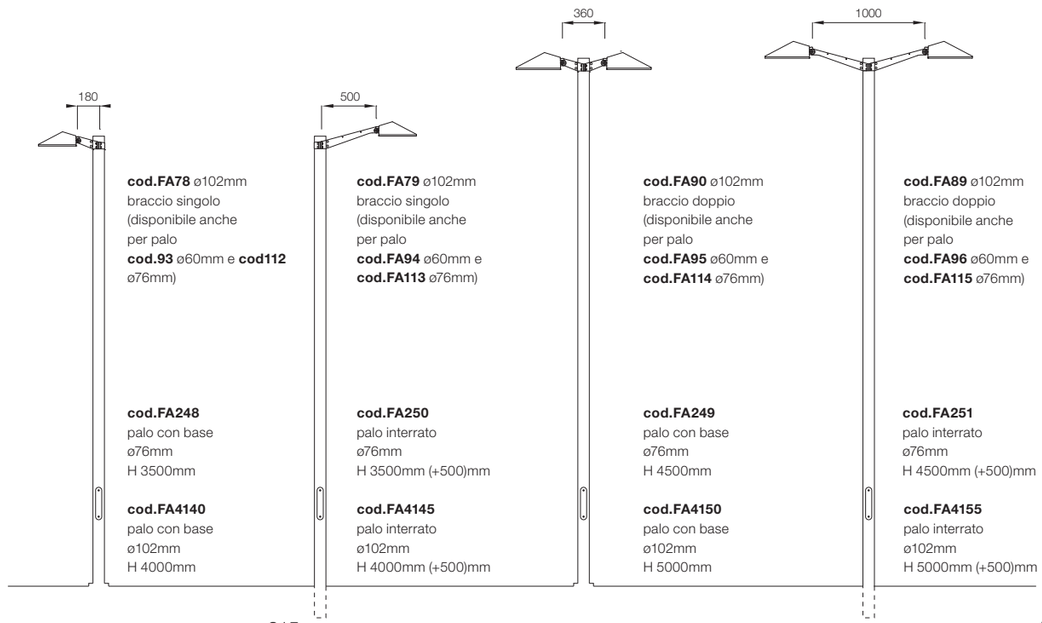

Franco 2: Zubehörteile / Accessories

Stiftschraubenplatte.	Base plate with bolt.	FA116	 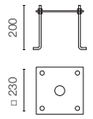
Überspannungsschutzgerät. 275 Vac. Maximaler Entladestrom 10KA (8 / 20µs). Maximaler Betriebsstrom 5A. Geeignet für Reihenschaltung. IP66.	Surge protection device. 275Vac. Maximum discharge current 10KA (8/20µs). Maximum operating current 5A. Suitable for series connection. IP66.	CoB LED F990E00A000	 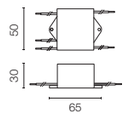

Franco 2 Ø 60mm

Einzelarm 180 mm. Für Pfosten Ø 60 mm.	Single bracket 180mm. For pole Ø 60mm.	● FA9306 ● FA9333	 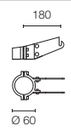
Doppelarm 180 mm. Für Pfosten Ø 60 mm.	Double bracket 180mm. For pole Ø 60mm.	● FA9506 ● FA9533	 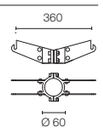
Einzelarm 500 mm. Für Pfosten Ø 60 mm.	Single bracket 500mm. For pole Ø 60mm.	● FA9406 ● FA9433	 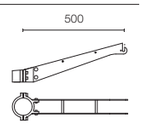
Doppelarm 500 mm. Für Pfosten Ø 60 mm.	Double bracket 500mm. For pole Ø 60mm.	● FA9606 ● FA9633	 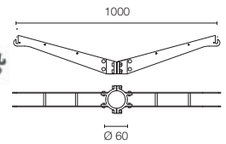

Franco 2 Ø 76mm

Einzelarm 180 mm. Für Pfosten Ø 76 mm.	Single bracket 180mm. For pole Ø 76mm.	● FA11206 ● FA11233	 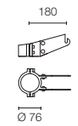
Doppelarm 180 mm. Für Pfosten Ø 76 mm.	Double bracket 180mm. For pole Ø 76mm.	● FA11406 ● FA11433	 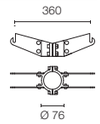
Einzelarm 500 mm. Für Pfosten Ø 76 mm.	Single bracket 500mm. For pole Ø 76mm.	● FA11306 ● FA11333	 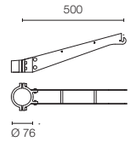
Doppelarm 500 mm. Für Pfosten Ø 76 mm.	Double bracket 500mm. For pole Ø 76mm.	● FA11506 ● FA11533	 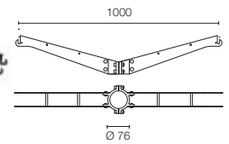

Franco 2 Ø 102mm

Einzelarm 180 mm. Für Pfosten Ø 102 mm.	Single bracket 180mm. For pole Ø 102mm.	● FA7806 ● FA7833	 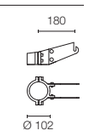
Doppelarm 180 mm. Für Pfosten Ø 102 mm.	Double bracket 180mm. For pole Ø 102mm.	● FA9006 ● FA9033	 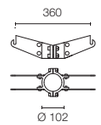
Einzelarm 500 mm. Für Pfosten Ø 102 mm.	Single bracket 500mm. For pole Ø 102mm.	● FA7906 ● FA7933	 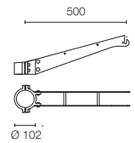
Doppelarm 500 mm. Für Pfosten Ø 102 mm.	Double bracket 500mm. For pole Ø 102mm.	● FA8906 ● FA8933	 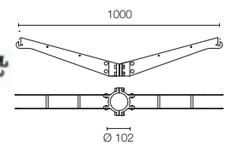

Franco 3 CoB Led



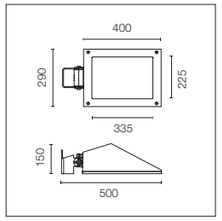

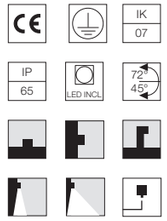

Inklusive LED-Quelle. Integrierte elektrische Stromversorgung 220-240 V ON/OFF. Inklusive Befestigungsbügel. Ausgestattet mit einer M20x1,5 Kabelführung (für 7 mm<ø<13 mm Kabel) und IP68 Anschluss. Um die Dichtigkeit der Kabelführung zu gewährleisten, wird empfohlen, flexible Elektrokabel zu verwenden, die für den Außeneinsatz geeignet sind. Optionales Zubehör: Pfosten und Arme zur Montage als Mast.

LED source included. Integrated electrical power supply 220-240V ON/OFF. Graduated fixing bracket included. Equipped with a M20x1.5 cable guide (for 7mm<ø<13mm cables) and IP68 connector. To ensure the tightness of the cable guide it's recommended to use flexible electric cables suitable for exterior use. Optional accessories: posts and arms for mast mounting.

Symmetric Optic

CoB Led: 52W - 5847 lm ≠ OUTPUT 3757 lm - 2700K/CRI 80 - 220÷240V / 52W - 6287 lm ≠ OUTPUT 4040 lm - 3000K/CRI 80 - 220÷240V / 52W - 6446 lm ≠ OUTPUT 4142 lm - 4000K/CRI 80 - 220÷240V

2700K	3000K	4000K
○ FA972842301	○ FA972851301	○ FA972841301
● FA972842306	● FA972851306	● FA972841306
● FA972842312	● FA972851312	● FA972841312
● FA972842318	● FA972851318	● FA972841318
● FA972842330	● FA972851330	● FA972841330
● FA972842333	● FA972851333	● FA972841333

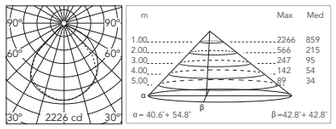

@ 3000K

Asymmetric Optic

CoB Led: 52W - 5847 lm ≠ OUTPUT 3072 lm - 2700K/CRI 80 - 220÷240V / 52W - 6287 lm ≠ OUTPUT 3303 lm - 3000K/CRI 80 - 220÷240V / 52W - 6446 lm ≠ OUTPUT 3386 lm - 4000K/CRI 80 - 220÷240V

2700K	3000K	4000K
○ FA942842401	○ FA942851401	○ FA972841401
● FA942842406	● FA942851406	● FA972841406
● FA942842412	● FA942851412	● FA972841412
● FA942842418	● FA942851418	● FA972841418
● FA942842430	● FA942851430	● FA972841430
● FA942842433	● FA942851433	● FA972841433

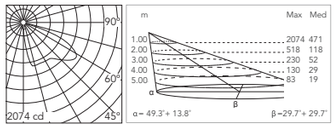

@ 3000K

Franco 3 Power Led



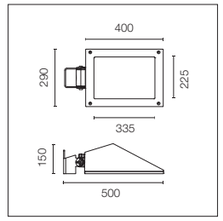

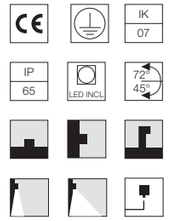

Inklusive LED-Quelle. Integrierte elektrische Stromversorgung 220-240 V ON/OFF. Inklusive Befestigungsbügel. Ausgestattet mit einer M20x1,5 Kabelführung (für 7 mm<ø<13 mm Kabel) und IP68 Anschluss. Um die Dichtigkeit der Kabelführung zu gewährleisten, wird empfohlen, flexible Elektrokabel zu verwenden, die für den Außeneinsatz geeignet sind. Optionales Zubehör: Pfosten und Arme zur Montage als Mast.

LED source included. Integrated electrical power supply 220-240V ON/OFF. Graduated fixing bracket included. Equipped with a M20x1.5 cable guide (for 7mm<ø<13mm cables) and IP68 connector. To ensure the tightness of the cable guide it's recommended to use flexible electric cables suitable for exterior use. Optional accessories: posts and arms for mast mounting.

Asymmetric Optic

Power Led: 43W - 5775 lm ≠ OUTPUT 3676 lm - 2700K/CRI 80 - 220÷240V / 43W - 5589 lm ≠ OUTPUT 3939 lm - 3000K/CRI 80 - 220÷240V / 43W - 5216 lm ≠ OUTPUT 4070 lm - 4000K/CRI 80 - 220÷240V

2700K	3000K	4000K
Non Dimmable	Non Dimmable	Non Dimmable
○ FA972472301	○ FA972481301	○ FA972471301
● FA972472306	● FA972481306	● FA972471306
● FA972472312	● FA972481312	● FA972471312
● FA972472318	● FA972481318	● FA972471318
● FA972472330	● FA972481330	● FA972471330
● FA972472333	● FA972481333	● FA972471333
1-10V	1-10V	1-10V
○ FA972472301-310	○ FA972481301-310	○ FA972471301-310
● FA972472306-310	● FA972481306-310	● FA972471306-310
● FA972472312-310	● FA972481312-310	● FA972471312-310
● FA972472318-310	● FA972481318-310	● FA972471318-310
● FA972472330-310	● FA972481330-310	● FA972471330-310
● FA972472333-310	● FA972481333-310	● FA972471333-310
Dali	Dali	Dali
○ FA972472301-300	○ FA972481301-300	○ FA972471301-300
● FA972472306-300	● FA972481306-300	● FA972471306-300
● FA972472312-300	● FA972481312-300	● FA972471312-300
● FA972472318-300	● FA972481318-300	● FA972471318-300
● FA972472330-300	● FA972481330-300	● FA972471330-300
● FA972472333-300	● FA972481333-300	● FA972471333-300

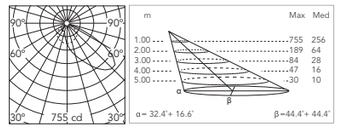

@ 3000K

Street Light Optic

Power Led: 43W - 5775 lm ≠ OUTPUT 3130 lm - 2700K/CRI 80 - 220÷240V / 43W - 5589 lm ≠ OUTPUT 3354 lm - 3000K/CRI 80 - 220÷240V / 43W - 5216 lm ≠ OUTPUT 3466 lm - 4000K/CRI 80 - 220÷240V

2700K	3000K	4000K
Non Dimmable	Non Dimmable	Non Dimmable
○ FA972472401	○ FA972481401	○ FA972471401
● FA972472406	● FA972481406	● FA972471406
● FA972472412	● FA972481412	● FA972471412
● FA972472418	● FA972481418	● FA972471418
● FA972472430	● FA972481430	● FA972471430
● FA972472433	● FA972481433	● FA972471433
1-10V	1-10V	1-10V
○ FA972472401-310	○ FA972481401-310	○ FA972471401-310
● FA972472406-310	● FA972481406-310	● FA972471406-310
● FA972472412-310	● FA972481412-310	● FA972471412-310
● FA972472418-310	● FA972481418-310	● FA972471418-310
● FA972472430-310	● FA972481430-310	● FA972471430-310
● FA972472433-310	● FA972481433-310	● FA972471433-310
Dali	Dali	Dali
○ FA972472401-300	○ FA972481401-300	○ FA972471401-300
● FA972472406-300	● FA972481406-300	● FA972471406-300
● FA972472412-300	● FA972481412-300	● FA972471412-300
● FA972472418-300	● FA972481418-300	● FA972471418-300
● FA972472430-300	● FA972481430-300	● FA972471430-300
● FA972472433-300	● FA972481433-300	● FA972471433-300

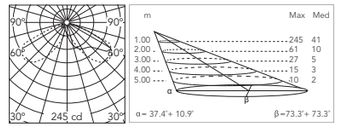

@ 3000K

Franco 3 / Ø 76mm - Poles

Mit Boden und Zugangstür. Mit Terminal Block 4x1,5-16mmq.

With Base and Access Door.
With Terminal Block 4x1,5-16mmq.



H 3500mm
- FA24806
- FA24833

H 4500mm
- FA24906
- FA24933

Bodeneinbau (+500 mm Wurzel) Mit Zugangstür. Mit Terminal Block 4x1,5-16mmq

In-Ground (+500 mm Root) With Access Door
With Terminal Block 4x1,5-16mmq



H 3500mm
- FA25006
- FA25033

H 4500mm
- FA25106
- FA25133

Franco 3 / Ø 102mm - Poles

Mit Boden und Zugangstür. Mit Terminal Block 4x1,5-16mmq.

With Base and Access Door .
With Terminal Block 4x1,5-16mmq.



H 4000mm
- FA414006
- FA414033

H 5000mm
- FA415006
- FA415033

Bodeneinbau (+500 mm Wurzel) Mit Zugangstür. Mit Terminal Block 4x1,5-16mmq

In-Ground (+500 mm Root) With Access Door
With Terminal Block 4x1,5-16mmq



H 4000mm
- FA414506
- FA414533

H 5000mm
- FA415506
- FA415533

Installation scheme: Franco 3

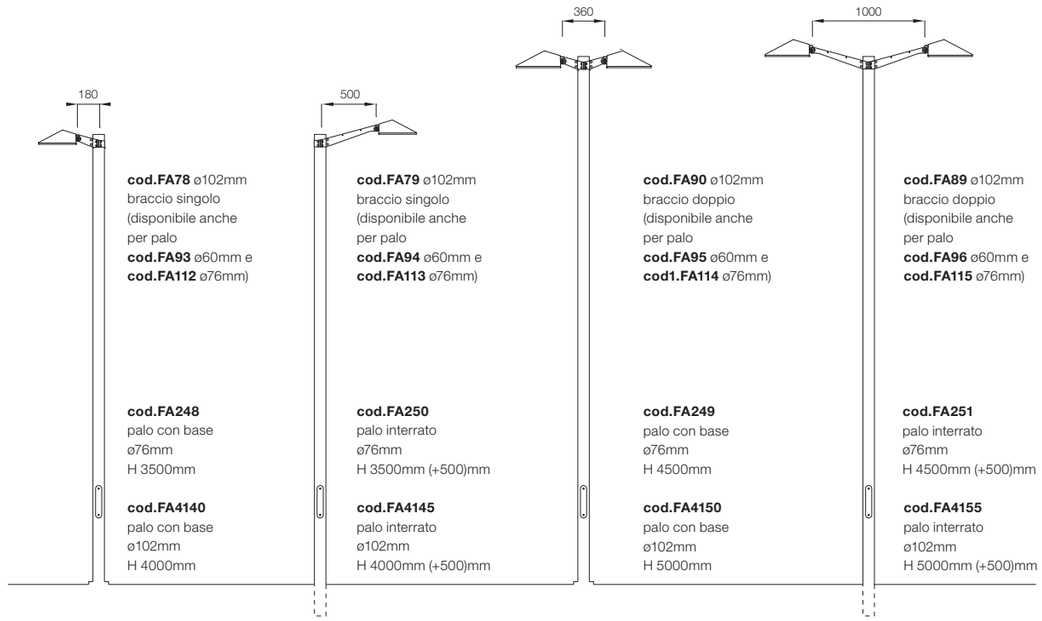

cod.FA78 ø102mm
braccio singolo
(disponibile anche
per palo
cod.FA93 ø60mm e
cod.FA112 ø76mm)

cod.FA79 ø102mm
braccio singolo
(disponibile anche
per palo
cod.FA94 ø60mm e
cod.FA113 ø76mm)

cod.FA90 ø102mm
braccio doppio
(disponibile anche
per palo
cod.FA95 ø60mm e
cod1.FA114 ø76mm)

cod.FA89 ø102mm
braccio doppio
(disponibile anche
per palo
cod.FA96 ø60mm e
cod.FA115 ø76mm)

cod.FA248
palo con base
ø76mm
H 3500mm

cod.FA4140
palo con base
ø102mm
H 4000mm

cod.FA250
palo interrato
ø76mm
H 3500mm (+500)mm

cod.FA4145
palo interrato
ø102mm
H 4000mm (+500)mm

cod.FA249
palo con base
ø76mm
H 4500mm

cod.FA4150
palo con base
ø102mm
H 5000mm

cod.FA251
palo interrato
ø76mm
H 4500mm (+500)mm

cod.FA4155
palo interrato
ø102mm
H 5000mm (+500)mm

Franco 3: Zubehörteile / Accessories

Stiftschraubenplatte.	Base plate with bolt.	FA116	
Überspannungsschutzgerät. 275 Vac. Maximaler Entladestrom 10KA (8 / 20µs). Maximaler Betriebsstrom 5A. Geeignet für Reihenschaltung. IP66.	Surge protection device. 275Vac. Maximum discharge current 10KA (8/20µs). Maximum operating current 5A. Suitable for series connection. IP66.	CoB LED / Power LED F990E00A000	

Franco 3 Ø 60mm

Einzelarm 180 mm. Für Pfosten Ø 60 mm.	Single bracket 180mm. For pole Ø 60mm.	● FA9306 ● FA9333	
Doppelarm 180 mm. Für Pfosten Ø 60 mm.	Double bracket 180mm. For pole Ø 60mm.	● FA9506 ● FA9533	
Einzelarm 500 mm. Für Pfosten Ø 60 mm.	Single bracket 500mm. For pole Ø 60mm.	● FA9406 ● FA9433	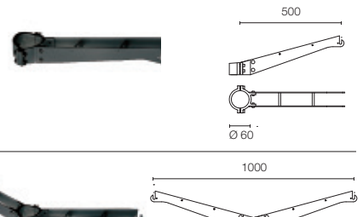
Doppelarm 500 mm. Für Pfosten Ø 60 mm.	Double bracket 500mm. For pole Ø 60mm.	● FA9606 ● FA9633	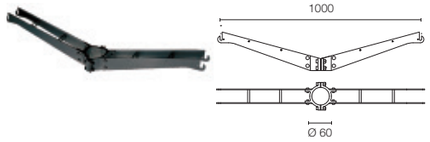

Franco 3 Ø 76mm

Einzelarm 180 mm. Für Pfosten Ø 76 mm.	Single bracket 180mm. For pole Ø 76mm.	● FA11206 ● FA11233	 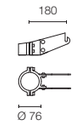
Doppelarm 180 mm. Für Pfosten Ø 76 mm.	Double bracket 180mm. For pole Ø 76mm.	● FA11406 ● FA11433	 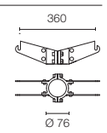
Einzelarm 500 mm. Für Pfosten Ø 76 mm.	Single bracket 500mm. For pole Ø 76mm.	● FA11306 ● FA11333	 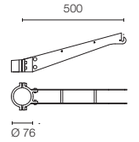
Doppelarm 500 mm. Für Pfosten Ø 76 mm.	Double bracket 500mm. For pole Ø 76mm.	● FA11506 ● FA11533	 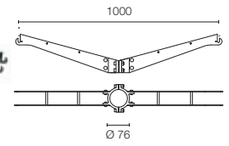

Franco 3 Ø 102mm

Einzelarm 180 mm. Für Pfosten Ø 102 mm.	Single bracket 180mm. For pole Ø 102mm.	● FA7806 ● FA7833	 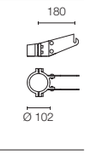
Doppelarm 180 mm. Für Pfosten Ø 102 mm.	Double bracket 180mm. For pole Ø 102mm.	● FA9006 ● FA9033	 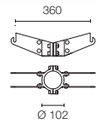
Einzelarm 500 mm. Für Pfosten Ø 102 mm.	Single bracket 500mm. For pole Ø 102mm.	● FA7906 ● FA7933	 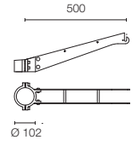
Doppelarm 500 mm. Für Pfosten Ø 102 mm.	Double bracket 500mm. For pole Ø 102mm.	● FA8906 ● FA8933	 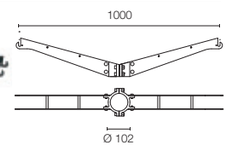

Perseo





Perseo



Familie / Family

Perseo 1



Power Led
up to 7W
up to 373 lm - 2700K/CRI 80
up to 401 lm - 3000K/CRI 80
up to 427 lm - 4000K/CRI 80

Mid-Power Led
up to 9W
up to 435 lm - 2700K/CRI 80
up to 468 lm - 3000K/CRI 80
up to 491 lm - 4000K/CRI 80

Perseo 2



Power Led
up to 12W
up to 866 lm - 2700K/CRI 80
up to 963 lm - 3000K/CRI 80
up to 984 lm - 4000K/CRI 80

Mid-Power Led
up to 11W
up to 580 lm - 2700K/CRI 80
up to 624 lm - 3000K/CRI 80
up to 655 lm - 4000K/CRI 80

Perseo 3



Power Led
up to 20W
up to 1559 lm - 2700K/CRI 80
up to 1732 lm - 3000K/CRI 80
up to 1771 lm - 4000K/CRI 80

Perseo 4



Power Led
up to 53W
up to 3989 lm - 2700K/CRI 80
up to 4332 lm - 3000K/CRI 80
up to 4533 lm - 4000K/CRI 80

RGB - Power Led
up to 40W + 220-240V
DMX interface.

Ausführungen / Colours

01 White



06 Grey



12 Forest Green



18 Deep Brown



30 Black



33 Anthracite

Beschreibung / Description

Komplette Familie von neigbaren Projektionsleuchten mit LED-Quelle, designt zur Wand-, Pfosten-, Decken- und Bodenmontage mit einem Metallstift, das separat bestellt werden muss. Erhältlich in vier Dimensionen und mit verschiedenen Lichtstrahlen für jede Dimension, einschließlich Optiken für städtische Anwendungen. Gehäuse aus Aluminiumdruckguss EN AB-47100 (mit geringem Kupferanteil) und Reflektor aus Reinstaluminium. Extraklarer oder mattierter Glas-Diffusor mit Siebdruckkante, mit einem Roboterklebesystem am Rahmen befestigt. In verschiedenen Ausführungen erhältlich, mit doppelschichtiger Pulverbeschichtung und chemischer Oberflächenbehandlung, um eine hohe Korrosionsbeständigkeit zu gewährleisten. Befestigungsbügel aus Edelstahl AISI 316L in der gleichen Ausführung wie das Gehäuse der Leuchte.

Perseo 1 / Perseo 2
Neigbare Projektionsleuchten zur Wand-, Decken- und Bodenmontage. Drei Abstrahlwinkel erhältlich: schmal, mittel (transparentes Glas) und diffus (mattiertes Glas). Ausgestattet mit einem überstehenden Neoprenkabel und einem Set mit Crimpverbindern und selbstklebenden Schrumpfschläuchen, die die Dichtigkeit des Anschlusses garantieren. Der Befestigungsbügel aus Edelstahl AISI 316L ermöglicht eine Neigung um ca. 180° auf der vertikalen Achse. Das Sortiment wird durch folgendes optionales Zubehör ergänzt: Erdspieß, Füße für die Installation der Leuchte als Bollard und überstehende Arme für die Beleuchtung von Schildern. Die Füße und Arme haben IP68-Anschlüsse für eine einfache und sichere Verkabelung.

Perseo 3 / Perseo 4

Neigbare Projektionsleuchten zur Wand-, Pfosten-, Decken- und Bodenmontage. Vier Abstrahlwinkel erhältlich: schmal, mittel, asymmetrisch und städtische Optiken. Ergänzt durch eine Metall-Kabelführung. Um die Dichtigkeit der Kabelführung zu gewährleisten, wird empfohlen, flexible Elektrokabel zu verwenden, die für den Außeneinsatz geeignet sind. Befestigungsbügel aus Edelstahl AISI 316L, abgestuft, um eine präzise Einstellung der Emissionseinheit und eine Neigung von ca. 150° auf der vertikalen Achse zu gewährleisten. Das Sortiment wird durch folgendes optionales Zubehör ergänzt: Füße für die Installation der Leuchte als Bollard; Arme für die Wandmontage, geeignet für die Beleuchtung von Schildern in einiger Entfernung (die Füße und Arme haben IP68-Anschlüsse für eine einfache und sichere Verkabelung); eine komplette Serie von Zylinderfüßen in verschiedenen Durchmessern und Höhen, die in den Boden versenkt oder mit Ankerplatten und Zugschrauben befestigt werden können; Einzel- und Doppelarme in zwei Längen für Pfosten mit verschiedenen Durchmessern, Wall-Washer-Visier und Anti-Vandalismus-Schutzdeckel. Das Perseo-4-Modell wird durch die RGB-Version ergänzt, um farbige Lichtszenarien zu kreieren.

Complete family of tiltable projection luminaires with LED source, designed for wall, post, ceiling and ground mounting with a metal nail that needs to be ordered separately. Available in four dimensions and with different light beams for every dimension, including optics for urban uses. Die cast aluminum body EN AB-47100 (with low copper content) and super pure aluminum reflector. Extraclear or frosted glass diffuser with silkscreen edge, attached to the frame with a robotic gluing system. Available in different finishes, with double-layered powder coating and chemical conversion surface treatment to ensure high corrosion resistance. AISI 316L stainless steel fixing bracket with the same finish as the luminaire body.

Perseo 1 / Perseo 2
Tiltable projection luminaires for wall, ceiling, and ground mounting. Three beam angles available: slim, medium (transparent glass) and diffused (frosted glass). Equipped with a protruding section of neoprene cable and a kit with crimpable connectors and adhesive heat-shrinkable sleeves that guarantee the tightness of the connection. The AISI 316L stainless steel fixing bracket allows for a tilting of approx. 180° on the vertical axis. The range is completed with the following optional accessories: ground spike; feet to install the luminaire as a bollard; and protruding arms for sign lighting. The feet and arms include IP68 connectors to guarantee an easy and safe cabling.

Perseo 3 / Perseo 4

Tiltable projection luminaires for wall, post, ceiling, and ground mounting. Four beam angles available: slim, medium, asymmetrical, and urban optics. Equipped with a metal cable guide. To ensure the tightness of the cable guide it's recommended to use flexible electric cables suitable for exterior use. AISI316L stainless steel fixing bracket, graduated to guarantee precision in the adjustment of the emission unit and a tilting of approx. 150° on the vertical axis. The range is completed with the following optional accessories: feet to install the luminaire as a bollard; arms for wall mounting, suitable for sign lighting at a distance (the feet and arms include IP68 connectors for an easy and safe cabling); a complete series of cylinder feet in different diameters and heights to be ground recessed or fixed with anchor plates and lag screws; single and double arms in two lenghts for posts with different diameters, wall-washer visor and anti-vandalism protection lid.
The Perseo 4 model is completed with the RGB version to create sceneries with colored light.

Perseo 1



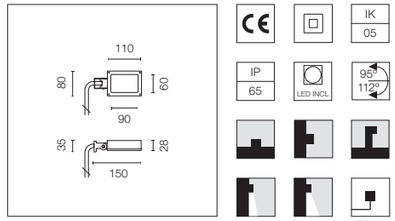

Inklusive LED-Quelle. Integrierte elektrische Stromversorgung 100-240 V ON- OFF. Inklusive Befestigungsbügel. Ausgestattet mit einem 700 mm überstehenden Neoprenkabel und einem Set mit Crimpverbindern und selbstklebenden Schrumpfschläuchen, die die Dichtigkeit des Anschlusses garantieren. Optionales Zubehör: Erdspieß, Füße für die Bodenmontage und Arme für die Wandmontage (inklusive IP68-Anschluss). Extraklares transparentes Glas.

LED source included. Integrated electrical power supply 100-240V ON- OFF. Fixing bracket included. Equipped with a 700 mm protruding section of neoprene cable and a kit with crimpable connectors and adhesive heat-shrinkable sleeves that guarantee the tightness of the connection. Optional accessories: ground spike; feet for ground mounting and arms for wall mounting (IP68 connector included). Extraclear transparent glass.

Optic Narrow Spot 8°

Power LED: 7W - 398 lm ≠ OUTPUT 373 lm - 2700K/CRI 80 - 100-240V / 7W - 428 lm ≠ OUTPUT 401 lm - 3000K/CRI 80 - 100-240V / 7W - 456 lm ≠ OUTPUT 427 lm - 4000K/CRI 80 - 100-240V

2700K	3000K	4000K
○ FA52514001	○ FA52501301	○ FA52501201
● FA52514006	● FA52501306	● FA52501206
● FA52514012	● FA52501312	● FA52501212
● FA52514018	● FA52501318	● FA52501218
● FA52514030	● FA52501330	● FA52501230
● FA52514033	● FA52501333	● FA52501233

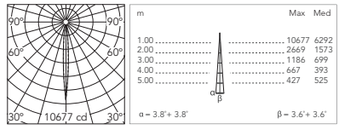

@ 4000K

Optic Medium 40°

Power LED: 7W - 398 lm ≠ OUTPUT 332 lm - 2700K/CRI 80 - 100-240V / 7W - 428 lm ≠ OUTPUT 357 lm - 3000K/CRI 80 - 100-240V / 7W - 456 lm ≠ OUTPUT 381 lm - 4000K/CRI 80 - 100-240V

2700K	3000K	4000K
○ FA52514201	○ FA52502301	○ FA52502201
● FA52514206	● FA52502306	● FA52502206
● FA52514212	● FA52502312	● FA52502212
● FA52514218	● FA52502318	● FA52502218
● FA52514230	● FA52502330	● FA52502230
● FA52514233	● FA52502333	● FA52502233

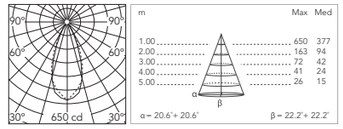

@ 4000K

Perseo 1 Opal



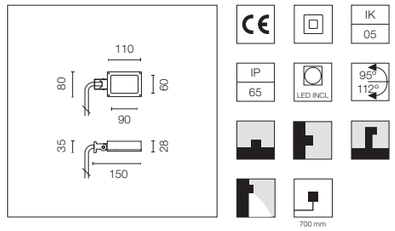

Inklusive LED-Quelle. Integrierte elektrische Stromversorgung 100-240 V ON- OFF. Inklusive Befestigungsbügel. Ausgestattet mit einem 700 mm überstehenden Neoprenkabel und einem Set mit Crimpverbindern und selbstklebenden Schrumpfschläuchen, die die Dichtigkeit des Anschlusses garantieren. Optionales Zubehör: Erdspieß, Füße für die Bodenmontage und Arme für die Wandmontage (inklusive IP68-Anschluss). Mattiertes Glas.

LED source included. Integrated electrical power supply 100-240V ON- OFF. Fixing bracket included. Equipped with a 700 mm protruding section of neoprene cable and a kit with crimpable connectors and adhesive heat-shrinkable sleeves that guarantee the tightness of the connection. Optional accessories: ground spike; feet for ground mounting and arms for wall mounting (IP68 connector included). Frosted glass.

Diffused Light

Mid-Power LED: 9W - 836 lm ≠ OUTPUT 435 lm - 2700K/CRI 80 - 100-240V / 9W - 899 lm ≠ OUTPUT 468 lm - 3000K/CRI 80 - 100-240V / 9W - 943 lm ≠ OUTPUT 491 lm - 4000K/CRI 80 - 100-240V

2700K	3000K	4000K
○ FA52514401	○ FA52500301	○ FA52500201
● FA52514406	● FA52500306	● FA52500206
● FA52514412	● FA52500312	● FA52500212
● FA52514418	● FA52500318	● FA52500218
● FA52514430	● FA52500330	● FA52500230
● FA52514433	● FA52500333	● FA52500233

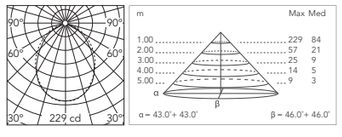

@ 4000K

Perseo 1: Zubehörteile / Accessories

Erdspieß.	Ground spike.	FA136	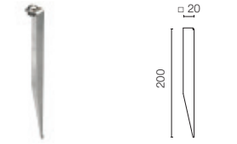
Einzelarm / Pole 300mm.	Wall bracket / Pole 300mm.	○ FA15701 ● FA15706 ● FA15712 ● FA15718 ● FA15730 ● FA15733	
Einzelarm / Pole 600mm.	Wall bracket / Pole 600mm.	○ FA15801 ● FA15806 ● FA15812 ● FA15818 ● FA15830 ● FA15833	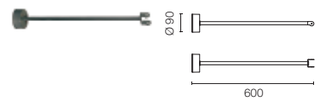
Überspannungsschutzgerät. 275 Vac. Maximaler Entladestrom 10KA (8 / 20µs). Maximaler Betriebsstrom 5A. Geeignet für Reihenschaltung. IP66.	Surge protection device. 275Vac. Maximum discharge current 10KA (8/20µs). Maximum operating current 5A. Suitable for series connection. IP66.	F990E00A000	

Installation scheme: Perseo 1

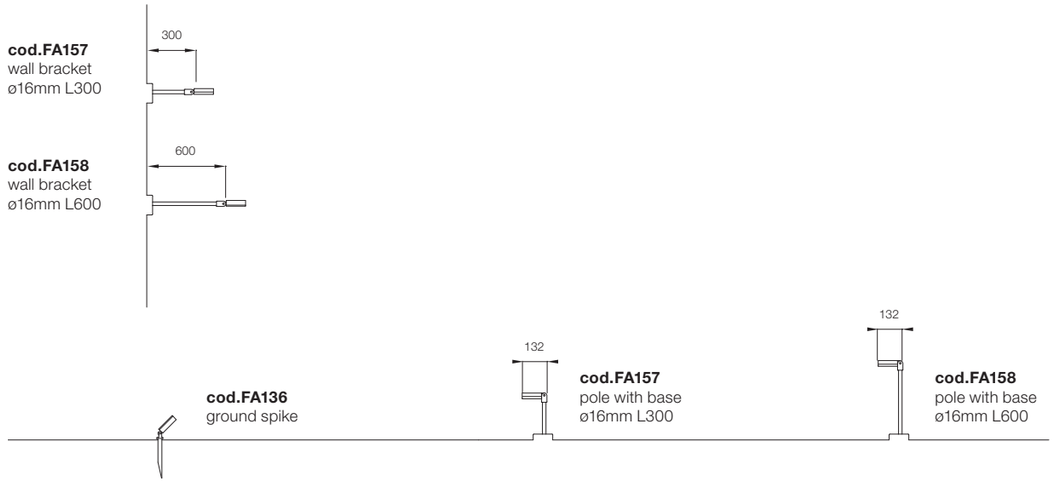

Perseo 2



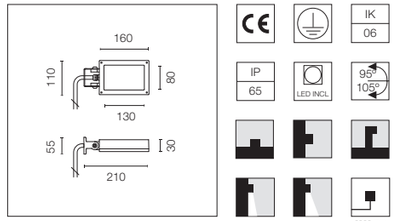

Inklusive LED-Quelle. Integrierte elektrische Stromversorgung 220-240 V ON- OFF. Inklusive Befestigungsbügel. Ausgestattet mit einem 700 mm überstehenden Neoprenkabel und einem Set mit Crimpverbindern und selbstklebenden Schrumpfschläuchen, die die Dichtigkeit des Anschlusses garantieren. Optionales Zubehör: Erdspieß, Füße für die Bodenmontage und Arme für die Wandmontage (inklusive IP68-Anschluss). Extraklares transparentes Glas.

LED source included. Integrated electrical power supply 220-240V ON- OFF. Fixing bracket included. Equipped with a 700 mm protruding section of neoprene cable and a kit with crimpable connectors and adhesive heat-shrinkable sleeves that guarantee the tightness of the connection. Optional accessories: ground spike; feet for ground mounting and arms for wall mounting (IP68 connector included). Extraclear transparent glass.

Optic Spot 13°

Power Led: 12W - 1256 lm ≠ OUTPUT 866 lm - 2700K/CRI 80 - 220-240V / 12W - 1395 lm ≠ OUTPUT 963 lm - 3000K/CRI 80 - 220-240V / 12W - 1465 lm ≠ OUTPUT 984 lm - 4000K/CRI 80 - 220÷240V

2700K	3000K	4000K
○ FA52514601	○ FA52504301	○ FA52504201
● FA52514606	● FA52504306	● FA52504206
● FA52514612	● FA52504312	● FA52504212
● FA52514618	● FA52504318	● FA52504218
● FA52514630	● FA52504330	● FA52504230
● FA52514633	● FA52504333	● FA52504233

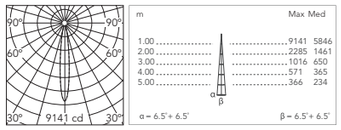

@ 4000K

Optic Medium 42°

Power Led: 12W - 1256 lm ≠ OUTPUT 745 lm - 2700K/CRI 80 - 220-240V / 12W - 1395 lm ≠ OUTPUT 828 lm - 3000K/CRI 80 - 220-240V / 12W - 1465 lm ≠ OUTPUT 846 lm - 4000K/CRI 80 - 220-240V

2700K	3000K	4000K
○ FA52514801	○ FA52505301	○ FA52505201
● FA52514806	● FA52505306	● FA52505206
● FA52514812	● FA52505312	● FA52505212
● FA52514818	● FA52505318	● FA52505218
● FA52514830	● FA52505330	● FA52505230
● FA52514833	● FA52505333	● FA52505233

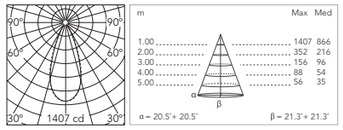

@ 4000K

Perseo 2 Opal



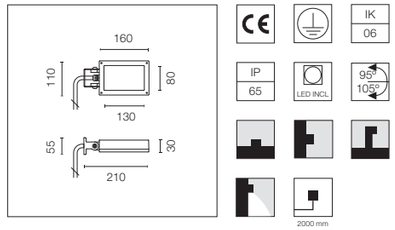

Inklusive LED-Quelle. Integrierte elektrische Stromversorgung 220-240 V ON- OFF. Inklusive Befestigungsbügel. Ausgestattet mit einem 700 mm überstehenden Neoprenkabel und einem Set mit Crimpverbindern und selbstklebenden Schrumpfschläuchen, die die Dichtigkeit des Anschlusses garantieren. Optionales Zubehör: Erdspieß, Füße für die Bodenmontage und Arme für die Wandmontage (inklusive IP68-Anschluss). Mattiertes Glas.

LED source included. Integrated electrical power supply 220-240V ON- OFF. Fixing bracket included. Equipped with a 700 mm protruding section of neoprene cable and a kit with crimpable connectors and adhesive heat-shrinkable sleeves that guarantee the tightness of the connection. Optional accessories: ground spike; feet for ground mounting and arms for wall mounting (IP68 connector included). Frosted glass.

Diffused Light

Mid-Power Led: 11W - 1114 lm ≠ OUTPUT 580 lm - 2700K/CRI 80 - 220-240V / 11W - 1198 lm ≠ OUTPUT 624 lm - 3000K/CRI 80 - 220-240V / 11W - 1258 lm ≠ OUTPUT 655 lm - 4000K/CRI 80 - 220-240V

2700K	3000K	4000K
○ FA52515001	○ FA52503301	○ FA52503201
● FA52515006	● FA52503306	● FA52503206
● FA52515012	● FA52503312	● FA52503212
● FA52515018	● FA52503318	● FA52503218
● FA52515030	● FA52503330	● FA52503230
● FA52515033	● FA52503333	● FA52503233

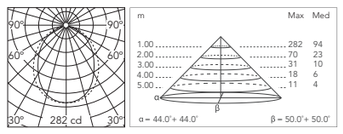

@ 4000K

Perseo 2 / Ø 48mm - Poles With Base



H 500mm	H 800mm
○ FA17701	○ FA17801
● FA17706	● FA17806
● FA17712	● FA17812
● FA17718	● FA17818
● FA17730	● FA17830
● FA17733	● FA17833

Perseo 2: Zubehörteile / Accessories

Erdspieß.	Ground spike.	FA136	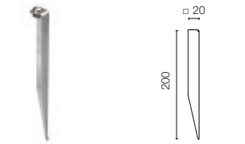
Einzelarm / Pole 300mm.	Wall bracket / Pole 300mm.	○ FA16101 ● FA16106 ● FA16112 ● FA16118 ● FA16130 ● FA16133	
Einzelarm / Pole 600mm.	Wall bracket / Pole 600mm.	○ FA16201 ● FA16206 ● FA16212 ● FA16218 ● FA16230 ● FA16233	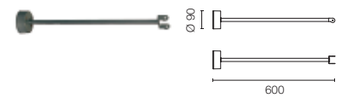
Stiftschraubenplatte.	Base plate with bolt.	FA182	
Überspannungsschutzgerät. 275 Vac. Maximaler Entladestrom 10KA (8 / 20µs). Maximaler Betriebsstrom 5A. Geeignet für Reihenschaltung. IP66.	Surge protection device. 275Vac. Maximum discharge current 10KA (8/20µs). Maximum operating current 5A. Suitable for series connection. IP66.	F990E00A000	

Installation scheme: Perseo 2

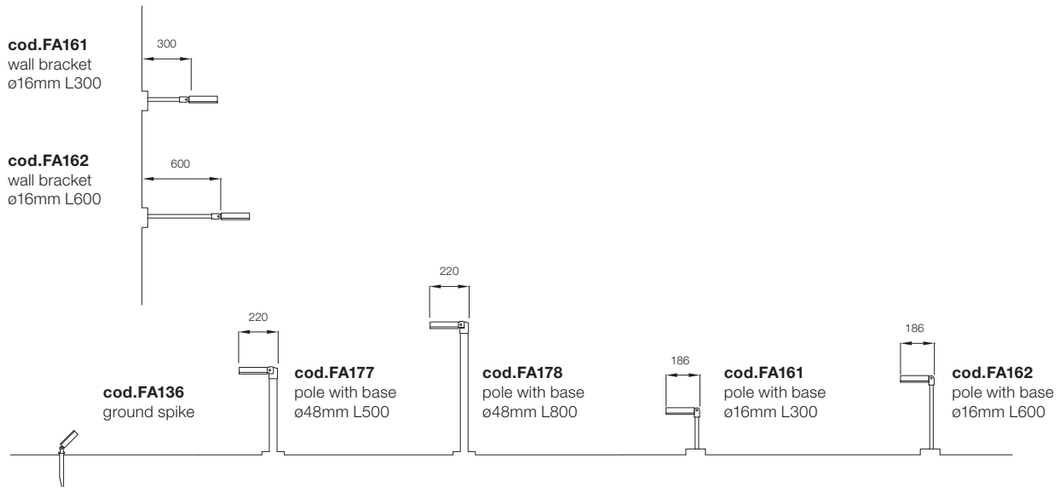



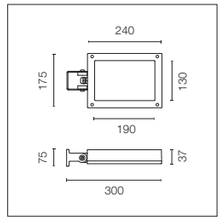

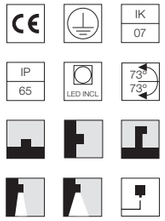

Inklusive LED-Quelle. Integrierte Stromversorgung 220-240V ON/OFF und dimmbar 1-10V oder DALI. Inklusive Befestigungsbügel. Ausgestattet mit einer M16x1,5 Kabelführung (für 4,5 mm<ø<10 mm Kabel) und IP68 Anschluss. Um die Dichtigkeit der Kabelführung zu gewährleisten, wird empfohlen, flexible Elektrokabel zu verwenden, die für den Außeneinsatz geeignet sind. Optionales Zubehör: überstehender Arm für Wände; Füße und Arme, um die Leuchte als Mast zu installieren; Wall-Washer-Visier und Anti-Vandalismus-Schutzdeckel. Extraklares transparentes Glas.

LED source included. Integrated power supply 220-240V ON/OFF and dimmable 1-10V or DALI. Fixing bracket included. Equipped with a M16x1.5 cable guide (for 4.5mm<ø<10mm cables) and IP68 connector. To ensure the tightness of the cable guide it's recommended to use flexible electric cables suitable for exterior use. Optional accessories: protruding arm for walls; feet and arms to install the luminaire on a mast; wall-washer visor and anti-vandalism protection lid.
Extraclear transparent glass.

Optic Spot 11°

Power Led: 20W - 2232 lm ≠ OUTPUT 1559 lm - 2700K/CRI 80 - 220-240V / 20W - 2424 lm ≠ OUTPUT 1732 lm - 3000K/CRI 80 - 220-240V / 20W - 2536 lm ≠ OUTPUT 1771 lm - 4000K/CRI 80 - 220-240V

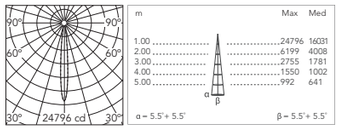

@ 4000K

2700K	3000K	4000K
Non Dimmable	Non Dimmable	Non Dimmable
○ FA52515201	○ FA52509301	○ FA52509201
● FA52515206	● FA52509306	● FA52509206
● FA52515212	● FA52509312	● FA52509212
● FA52515218	● FA52509318	● FA52509218
● FA52515230	● FA52509330	● FA52509230
● FA52515233	● FA52509333	● FA52509233
1-10V	1-10V	1-10V
○ FA52515201-310	○ FA52509301-310	○ FA52509201-310
● FA52515206-310	● FA52509306-310	● FA52509206-310
● FA52515212-310	● FA52509312-310	● FA52509212-310
● FA52515218-310	● FA52509318-310	● FA52509218-310
● FA52515230-310	● FA52509330-310	● FA52509230-310
● FA52515233-310	● FA52509333-310	● FA52509233-310
Dali	Dali	Dali
○ FA52515201-300	○ FA52509301-300	○ FA52509201-300
● FA52515206-300	● FA52509306-300	● FA52509206-300
● FA52515212-300	● FA52509312-300	● FA52509212-300
● FA52515218-300	● FA52509318-300	● FA52509218-300
● FA52515230-300	● FA52509330-300	● FA52509230-300
● FA52515233-300	● FA52509333-300	● FA52509233-300

Optic Medium 34°

Power Led: 20W - 2232 lm ≠ OUTPUT 1582 lm - 2700K/CRI 80 - 220-240V / 20W - 2424 lm ≠ OUTPUT 1757 lm - 3000K/CRI 80 - 220-240V / 20W - 2536 lm ≠ OUTPUT 1797 lm - 4000K/CRI 80 - 220-240V

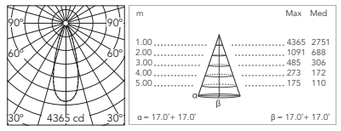

@ 4000K

2700K	3000K	4000K
Non Dimmable	Non Dimmable	Non Dimmable
○ FA52515401	○ FA52508301	○ FA52508201
● FA52515406	● FA52508306	● FA52508206
● FA52515412	● FA52508312	● FA52508212
● FA52515418	● FA52508318	● FA52508218
● FA52515430	● FA52508330	● FA52508230
● FA52515433	● FA52508333	● FA52508233
1-10V	1-10V	1-10V
○ FA52515401-310	○ FA52508301-310	○ FA52508201-310
● FA52515406-310	● FA52508306-310	● FA52508206-310
● FA52515412-310	● FA52508312-310	● FA52508212-310
● FA52515418-310	● FA52508318-310	● FA52508218-310
● FA52515430-310	● FA52508330-310	● FA52508230-310
● FA52515433-310	● FA52508333-310	● FA52508233-310
Dali	Dali	Dali
○ FA52515401-300	○ FA52508301-300	○ FA52508201-300
● FA52515406-300	● FA52508306-300	● FA52508206-300
● FA52515412-300	● FA52508312-300	● FA52508212-300
● FA52515418-300	● FA52508318-300	● FA52508218-300
● FA52515430-300	● FA52508330-300	● FA52508230-300
● FA52515433-300	● FA52508333-300	● FA52508233-300



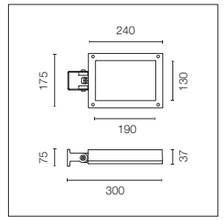

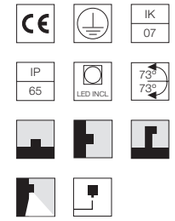

Inklusive LED-Quelle. Integrierte Stromversorgung 220-240V ON/OFF und dimmbar 1-10V oder DALI. Inklusive Befestigungsbügel. Ausgestattet mit einer M16x1,5 Kabelführung (für 4,5 mm<ø<10 mm Kabel) und IP68 Anschluss. Um die Dichtigkeit der Kabelführung zu gewährleisten, wird empfohlen, flexible Elektrokabel zu verwenden, die für den Außeneinsatz geeignet sind. Optionales Zubehör: überstehender Arm für Wände; Füße und Arme, um die Leuchte als Mast zu installieren; Wall-Washer-Visier und Anti-Vandalismus-Schutzdeckel. Extraklares transparentes Glas.

LED source included. Integrated power supply 220-240V ON/OFF and dimmable 1-10V or DALI. Fixing bracket included. Equipped with a M16x1.5 cable guide (for 4.5mm<ø<10mm cables) and IP68 connector. To ensure the tightness of the cable guide it's recommended to use flexible electric cables suitable for exterior use. Optional accessories: protruding arm for walls; feet and arms to install the luminaire on a mast; wall-washer visor and anti-vandalism protection lid.
Extraclear transparent glass.

Asymmetric Optic

Power Led: 20W - 2232 lm ≠ OUTPUT 1168 lm - 2700K/CRI 80 - 220-240V / 20W- 2424 lm ≠ OUTPUT 1298 lm - 3000K/CRI 80 - 220-240V / 20W - 2536 lm ≠ OUTPUT 1327 lm - 4000K/CRI 80 - 220-240V

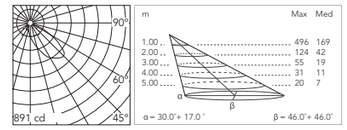

@ 4000K

2700K	3000K	4000K
Non Dimmable	Non Dimmable	Non Dimmable
○ FA52515601	○ FA52506301	○ FA52506201
● FA52515606	● FA52506306	● FA52506206
● FA52515612	● FA52506312	● FA52506212
● FA52515618	● FA52506318	● FA52506218
● FA52515630	● FA52506330	● FA52506230
● FA52515633	● FA52506333	● FA52506233
1-10V	1-10V	1-10V
○ FA52515601-310	○ FA52506301-310	○ FA52506201-310
● FA52515606-310	● FA52506306-310	● FA52506206-310
● FA52515612-310	● FA52506312-310	● FA52506212-310
● FA52515618-310	● FA52506318-310	● FA52506218-310
● FA52515630-310	● FA52506330-310	● FA52506230-310
● FA52515633-310	● FA52506333-310	● FA52506233-310
Dali	Dali	Dali
○ FA52515601-300	○ FA52506301-300	○ FA52506201-300
● FA52515606-300	● FA52506306-300	● FA52506206-300
● FA52515612-300	● FA52506312-300	● FA52506212-300
● FA52515618-300	● FA52506318-300	● FA52506218-300
● FA52515630-300	● FA52506330-300	● FA52506230-300
● FA52515633-300	● FA52506333-300	● FA52506233-300

Street Light 120°

Power Led: 20W - 2232 lm ≠ OUTPUT 972 lm - 2700K/CRI 80 - 220-240V / 20W - 2424 lm ≠ OUTPUT 1080 lm - 3000K/CRI 80 - 220-240V / 20W - 2536 lm ≠ OUTPUT 1105 lm - 4000K/CRI 80 - 220-240V

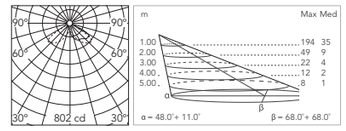

@ 4000K

2700K	3000K	4000K
Non Dimmable	Non Dimmable	Non Dimmable
○ FA52515801	○ FA52507301	○ FA52507201
● FA52515806	● FA52507306	● FA52507206
● FA52515812	● FA52507312	● FA52507212
● FA52515818	● FA52507318	● FA52507218
● FA52515830	● FA52507330	● FA52507230
● FA52515833	● FA52507333	● FA52507233
1-10V	1-10V	1-10V
○ FA52515801-310	○ FA52507301-310	○ FA52507201-310
● FA52515806-310	● FA52507306-310	● FA52507206-310
● FA52515812-310	● FA52507312-310	● FA52507212-310
● FA52515818-310	● FA52507318-310	● FA52507218-310
● FA52515830-310	● FA52507330-310	● FA52507230-310
● FA52515833-310	● FA52507333-310	● FA52507233-310
Dali	Dali	Dali
○ FA52515801-300	○ FA52507301-300	○ FA52507201-300
● FA52515806-300	● FA52507306-300	● FA52507206-300
● FA52515812-300	● FA52507312-300	● FA52507212-300
● FA52515818-300	● FA52507318-300	● FA52507218-300
● FA52515830-300	● FA52507330-300	● FA52507230-300
● FA52515833-300	● FA52507333-300	● FA52507233-300

Perseo 3 LED / Ø 48mm - Poles

Mit Boden. / With Base



H 800mm
- FA17901
- FA17906
- FA17912
- FA17918
- FA17930
- FA17933

Bodeneinbau (+300 mm Wurzel)

Da Interrare (+300 mm Interrati)



H 2000mm
- FA18001
- FA18006
- FA18012
- FA18018
- FA18030
- FA18033

Perseo 3 LED / Ø 76mm - Poles

Mit Boden und Zugangstür. Mit Terminal Block 4x1,5-16mmq.

With Base and Access Door.
With Terminal Block 4x1,5-16mmq.



H 3500mm
- FA24806
- FA24833

H 4500mm
- FA24906
- FA24933

Bodeneinbau (+500 mm Wurzel) Mit Zugangstür. Mit Terminal Block 4x1,5-16mmq

In-Ground (+500 mm Root) With Access Door
With Terminal Block 4x1,5-16mmq



H 3500mm
- FA25006
- FA25033

H 4500mm
- FA25106
- FA25133

Perseo 3 LED / Ø 102mm - Poles

Mit Boden und Zugangstür. Mit Terminal Block 4x1,5-16mmq.

With Base and Access Door .
With Terminal Block 4x1,5-16mmq.



H 4000mm
- FA414006
- FA414033

H 5000mm
- FA415006
- FA415033

Bodeneinbau (+500 mm Wurzel) Mit Zugangstür. Mit Terminal Block 4x1,5-16mmq

In-Ground (+500 mm Root) With Access Door
With Terminal Block 4x1,5-16mmq



H 4000mm
- FA414506
- FA414533

H 5000mm
- FA415506
- FA415533

Installation scheme: Perseo 3

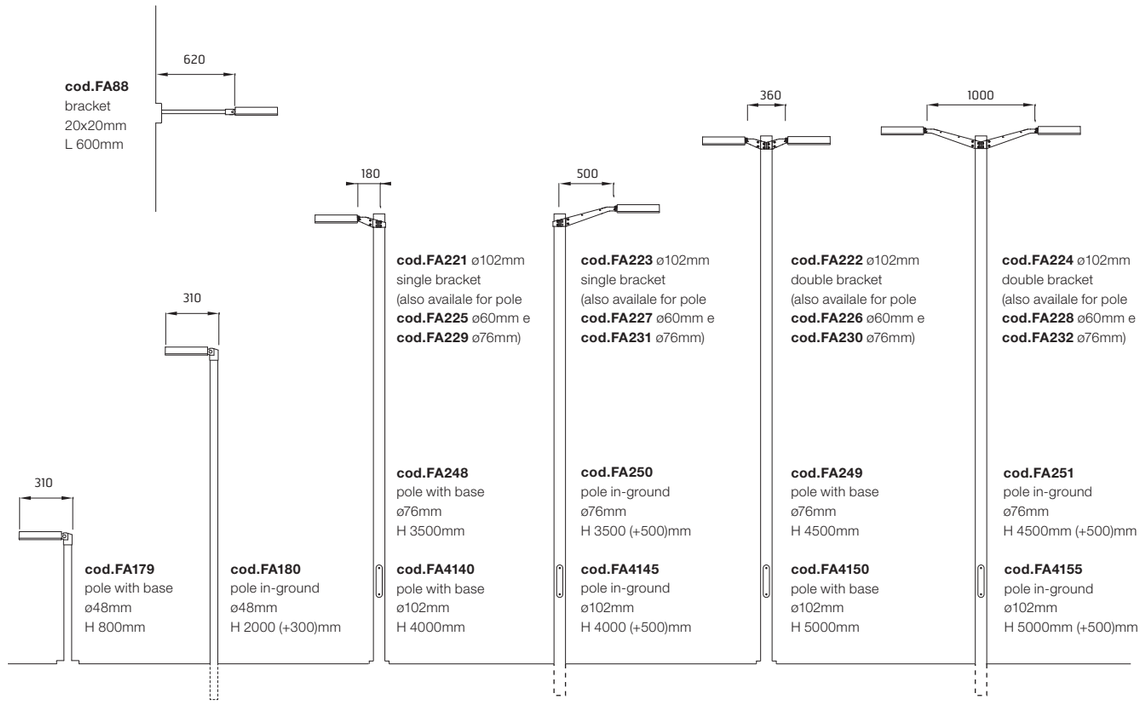

Perseo 3: Zubehörteile / Accessories

Wall-Washer Visier	Wall Washer Visor	FA16530



Anti-Vandalismus-Außendeckel	Anti vandal louvre	FA16630



Perseo 3: Zubehörteile / Accessories

Stiftschraubenplatte.	Base plate with bolt.	FA182	 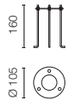
Stiftschraubenplatte.	Base plate with bolt.	FA116	 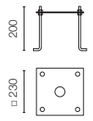
Arm für Wand 620 mm.	Wall bracket 620mm.	○ FA8801 ● FA8806 ● FA8812 ● FA8818 ● FA8830 ● FA8833	 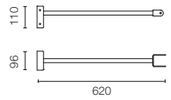
Überspannungsschutzgerät. 275 Vac. Maximaler Entladestrom 10KA (8 / 20µs). Maximaler Betriebsstrom 5A. Geeignet für Reihenschaltung. IP66.	Surge protection device. 275Vac. Maximum discharge current 10KA (8/20µs). Maximum operating current 5A. Suitable for series connection. IP66.	F990E00A000	 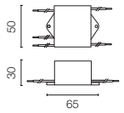

Perseo 3 Ø 60mm

Einzelarm 180 mm. Für Pfosten Ø 60 mm.	Single bracket 180mm. For pole Ø 60mm.	● FA22506 ● FA22533	 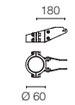
Doppelarm 180 mm. Für Pfosten Ø 60 mm.	Double bracket 180mm. For pole Ø 60mm.	● FA22606 ● FA22633	 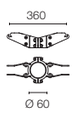
Einzelarm 500 mm. Für Pfosten Ø 60 mm.	Single bracket 500mm. For pole Ø 60mm.	● FA22706 ● FA22733	 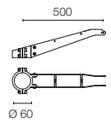
Doppelarm 500 mm. Für Pfosten Ø 60 mm.	Double bracket 500mm. For pole Ø 60mm.	● FA22806 ● FA22833	 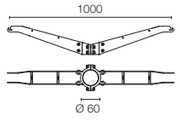

Perseo 3 Ø 76mm

Einzelarm 180 mm. Für Pfosten Ø 76 mm.	Single bracket 180mm. For pole Ø 76mm.	● FA22906 ● FA22933	 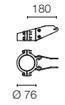
Doppelarm 180 mm. Für Pfosten Ø 76 mm.	Double bracket 180mm. For pole Ø 76mm.	● FA23006 ● FA23033	 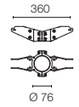
Einzelarm 500 mm. Für Pfosten Ø 76 mm.	Single bracket 500mm. For pole Ø 76mm.	● FA23106 ● FA23133	 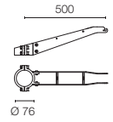
Doppelarm 500 mm. Für Pfosten Ø 76 mm.	Double bracket 500mm. For pole Ø 76mm.	● FA23206 ● FA23233	 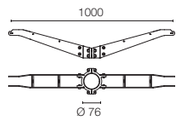

Perseo 3 Ø 102mm

Einzelarm 180 mm. Für Pfosten Ø 102 mm.	Single bracket 180mm. For pole Ø 102mm.	● FA22106 ● FA22133	 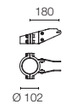
Doppelarm 180 mm. Für Pfosten Ø 102 mm.	Double bracket 180mm. For pole Ø 102mm.	● FA22206 ● FA22233	 
Einzelarm 500 mm. Für Pfosten Ø 102 mm.	Single bracket 500mm. For pole Ø 102mm.	● FA22306 ● FA22333	 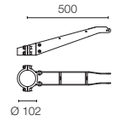
Doppelarm 500 mm. Für Pfosten Ø 102 mm.	Double bracket 500mm. For pole Ø 102mm.	● FA22406 ● FA22433	 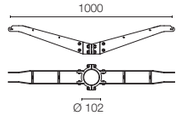

Perseo 4



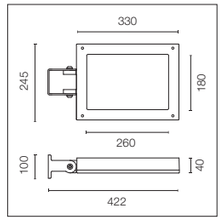

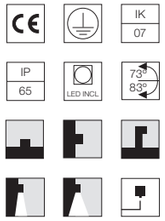

Inklusive LED-Quelle. Integrierte Stromversorgung 220-240V. Inklusive Befestigungsbügel. Ausgestattet mit einer M20x1,5 Kabelführung (für 7 mm<ø<13 mm Kabel) und IP68 Anschluss. Um die Dichtigkeit der Kabelführung zu gewährleisten, wird empfohlen, flexible Elektrokabel zu verwenden, die für den Außeneinsatz geeignet sind. Optionales Zubehör: überstehender Arm für Wände; Füße und Arme, um die Leuchte als Mast zu installieren; Wall-Washer-Visier und Anti-Vandalismus-Schutzdeckel. Extraklares transparentes Glas.

LED source included. Integrated power supply 220-240V. Graduated fixing bracket included. Equipped with a M20x1.5 cable guide (for 7mm<ø<13mm cables) and IP68 connector. To ensure the tightness of the cable guide it's recommended to use flexible electric cables suitable for exterior use. Optional accessories: protruding arm for walls; feet and arms to install the luminaire on a mast; wall-washer visor and anti-vandalism protection lid. Extraclear transparent glass.

Optic Spot 11°

Power Led: 53W - 5859 lm ≠ OUTPUT 3989 lm - 2700K/CRI 80 - 220-240V / 53W - 6363 lm ≠ OUTPUT 4332 lm - 3000K/CRI 80 - 220-240V / 53W - 6657 lm ≠ OUTPUT 4533 lm - 4000K/CRI 80 - 220-240V

2700K

Non Dimmable
- ○ FA52516001
- ● FA52516006
- ● FA52516012
- ● FA52516018
- ● FA52516030
- ● FA52516033

1-10V
- ○ FA52516001-310
- ● FA52516006-310
- ● FA52516012-310
- ● FA52516018-310
- ● FA52516030-310
- ● FA52516033-310

Dali
- ○ FA52516001-300
- ● FA52516006-300
- ● FA52516012-300
- ● FA52516018-300
- ● FA52516030-300
- ● FA52516033-300

3000K

Non Dimmable
- ○ FA52513301
- ● FA52513306
- ● FA52513312
- ● FA52513318
- ● FA52513330
- ● FA52513333

1-10V
- ○ FA52513301-310
- ● FA52513306-310
- ● FA52513312-310
- ● FA52513318-310
- ● FA52513330-310
- ● FA52513333-310

Dali
- ○ FA52513301-300
- ● FA52513306-300
- ● FA52513312-300
- ● FA52513318-300
- ● FA52513330-300
- ● FA52513333-300

4000K

Non Dimmable
- ○ FA52513201
- ● FA52513206
- ● FA52513212
- ● FA52513218
- ● FA52513230
- ● FA52513233

1-10V
- ○ FA52513201-310
- ● FA52513206-310
- ● FA52513212-310
- ● FA52513218-310
- ● FA52513230-310
- ● FA52513233-310

Dali
- ○ FA52513201-300
- ● FA52513206-300
- ● FA52513212-300
- ● FA52513218-300
- ● FA52513230-300
- ● FA52513233-300

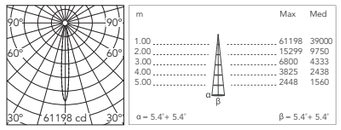

@ 4000K

Optic Medium 34°

Power Led: 53W - 5859 lm ≠ OUTPUT 4056 lm - 2700K/CRI 80 - 220-240V / 53W - 6363 lm ≠ OUTPUT 4405 lm - 3000K/CRI 80 - 220-240V / 53W - 6657 lm ≠ OUTPUT 4609 lm - 4000K/CRI 80 - 220-240V

2700K

Non Dimmable
- ○ FA52516201
- ● FA52516206
- ● FA52516212
- ● FA52516218
- ● FA52516230
- ● FA52516233

1-10V
- ○ FA52516201-310
- ● FA52516206-310
- ● FA52516212-310
- ● FA52516218-310
- ● FA52516230-310
- ● FA52516233-310

Dali
- ○ FA52516201-300
- ● FA52516206-300
- ● FA52516212-300
- ● FA52516218-300
- ● FA52516230-300
- ● FA52516233-300

3000K

Non Dimmable
- ○ FA52512301
- ● FA52512306
- ● FA52512312
- ● FA52512318
- ● FA52512330
- ● FA52512333

1-10V
- ○ FA52512301-310
- ● FA52512306-310
- ● FA52512312-310
- ● FA52512318-310
- ● FA52512330-310
- ● FA52512333-310

Dali
- ○ FA52512301-300
- ● FA52512306-300
- ● FA52512312-300
- ● FA52512318-300
- ● FA52512330-300
- ● FA52512333-300

4000K

Non Dimmable
- ○ FA52512201
- ● FA52512206
- ● FA52512212
- ● FA52512218
- ● FA52512230
- ● FA52512233

1-10V
- ○ FA52512201-310
- ● FA52512206-310
- ● FA52512212-310
- ● FA52512218-310
- ● FA52512230-310
- ● FA52512233-310

Dali
- ○ FA52512201-300
- ● FA52512206-300
- ● FA52512212-300
- ● FA52512218-300
- ● FA52512230-300
- ● FA52512233-300

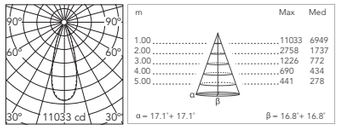

@ 4000K

Perseo 4



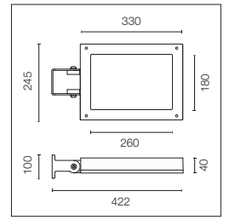

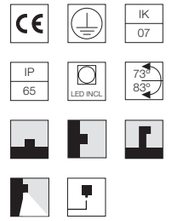

Inklusive LED-Quelle. Integrierte Stromversorgung 220-240V ON-OFF und dimmbar 1-10V oder DALI. Inklusive Befestigungsbügel. Ausgestattet mit einer M20x1,5 Kabelführung (für 7 mm<ø<13 mm Kabel) und IP68 Anschluss. Um die Dichtigkeit der Kabelführung zu gewährleisten, wird empfohlen, flexible Elektrokabel zu verwenden, die für den Außeneinsatz geeignet sind. Optionales Zubehör: überstehender Arm für Wände; Füße und Arme, um die Leuchte als Mast zu installieren; Wall-Washer-Visier und Anti-Vandalismus-Schutzdeckel. Extraklares transparentes Glas.

LED source included. Integrated power supply 220-240V ON-OFF and dimmable 1-10V or DALI. Graduated fixing bracket included. Equipped with a M20x1.5 cable guide (for 7mm<ø<13mm cables) and IP68 connector. To ensure the tightness of the cable guide it's recommended to use flexible electric cables suitable for exterior use. Optional accessories: protruding arm for walls; feet and arms to install the luminaire on a mast; wall-washer visor and anti-vandalism protection lid. Extraclear transparent glass.

Asymmetric Optic

Power Led: 53W - 5859 lm ≠ OUTPUT 3085 lm - 2700K/CRI 80 - 220-240V / 53W - 6363 lm ≠ OUTPUT 3350 lm - 3000K/CRI 80 - 220-240V / 53W - 6657 lm ≠ OUTPUT 3505 lm - 4000K/CRI 80 - 220-240V

2700K

Non Dimmable
- ○ FA52516401
- ● FA52516406
- ● FA52516412
- ● FA52516418
- ● FA52516430
- ● FA52516433

1-10V
- ○ FA52516401-310
- ● FA52516406-310
- ● FA52516412-310
- ● FA52516418-310
- ● FA52516430-310
- ● FA52516433-310

Dali
- ○ FA52516401-300
- ● FA52516406-300
- ● FA52516412-300
- ● FA52516418-300
- ● FA52516430-300
- ● FA52516433-300

3000K

Non Dimmable
- ○ FA52510301
- ● FA52510306
- ● FA52510312
- ● FA52510318
- ● FA52510330
- ● FA52510333

1-10V
- ○ FA52510301-310
- ● FA52510306-310
- ● FA52510312-310
- ● FA52510318-310
- ● FA52510330-310
- ● FA52510333-310

Dali
- ○ FA52510301-300
- ● FA52510306-300
- ● FA52510312-300
- ● FA52510318-300
- ● FA52510330-300
- ● FA52510333-300

4000K

Non Dimmable
- ○ FA52510201
- ● FA52510206
- ● FA52510212
- ● FA52510218
- ● FA52510230
- ● FA52510233

1-10V
- ○ FA52510201-310
- ● FA52510206-310
- ● FA52510212-310
- ● FA52510218-310
- ● FA52510230-310
- ● FA52510233-310

Dali
- ○ FA52510201-300
- ● FA52510206-300
- ● FA52510212-300
- ● FA52510218-300
- ● FA52510230-300
- ● FA52510233-300

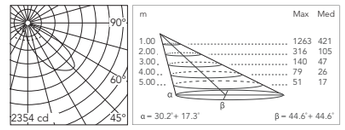

@ 4000K

Street Light 120°

Power Led: 53W - 5859 lm ≠ OUTPUT 2609 lm - 2700K/CRI 80 - 220-240V / 53W - 6363 lm ≠ OUTPUT 2834 lm - 3000K/CRI 80 - 220-240V / 53W - 6657 lm ≠ OUTPUT 2965 lm - 4000K/CRI 80 - 220-240V

2700K

Non Dimmable
- ○ FA52516601
- ● FA52516606
- ● FA52516612
- ● FA52516618
- ● FA52516630
- ● FA52516633

1-10V
- ○ FA52516601-310
- ● FA52516606-310
- ● FA52516612-310
- ● FA52516618-310
- ● FA52516630-310
- ● FA52516633-310

Dali
- ○ FA52516601-300
- ● FA52516606-300
- ● FA52516612-300
- ● FA52516618-300
- ● FA52516630-300
- ● FA52516633-300

3000K

Non Dimmable
- ○ FA52511301
- ● FA52511306
- ● FA52511312
- ● FA52511318
- ● FA52511330
- ● FA52511333

1-10V
- ○ FA52511301-310
- ● FA52511306-310
- ● FA52511312-310
- ● FA52511318-310
- ● FA52511330-310
- ● FA52511333-310

Dali
- ○ FA52511301-300
- ● FA52511306-300
- ● FA52511312-300
- ● FA52511318-300
- ● FA52511330-300
- ● FA52511333-300

4000K

Non Dimmable
- ○ FA52511201
- ● FA52511206
- ● FA52511212
- ● FA52511218
- ● FA52511230
- ● FA52511233

1-10V
- ○ FA52511201-310
- ● FA52511206-310
- ● FA52511212-310
- ● FA52511218-310
- ● FA52511230-310
- ● FA52511233-310

Dali
- ○ FA52511201-300
- ● FA52511206-300
- ● FA52511212-300
- ● FA52511218-300
- ● FA52511230-300
- ● FA52511233-300

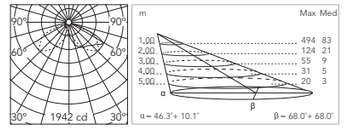

@ 4000K

Perseo 4 RGB



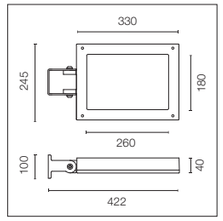

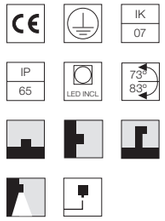

Inklusive LED-Quelle. Integrierte Stromversorgung 220-240V. Inklusive Befestigungsbügel. Ausgestattet mit einer M20x1,5 Kabelführung (für 7 mm<ø<13 mm Kabel) und IP68 Anschluss. Um die Dichtigkeit der Kabelführung zu gewährleisten, wird empfohlen, flexible Elektrokabel zu verwenden, die für den Außeneinsatz geeignet sind. Optionales Zubehör: überstehender Arm für Wände; Füße und Arme, um die Leuchte als Mast zu installieren; Wall-Washer-Visier und Anti-Vandalismus-Schutzdeckel. Extraklares transparentes Glas.

LED source included. Integrated power supply 220-240V. Graduated fixing bracket included. Equipped with a M20x1.5 cable guide (for 7mm<ø<13mm cables) and IP68 connector. To ensure the tightness of the cable guide it's recommended to use flexible electric cables suitable for exterior use. Optional accessories: protruding arm for walls; feet and arms to install the luminaire on a mast; wall-washer visor and anti-vandalism protection lid. Extraclear transparent glass.

Kabeldiagramm und RGB-System-Installation.

Siehe Kabeldiagramm Nr. 8, Seite 671.

Wiring diagram and installation scheme RGB.

See Wiring Diagram n.8 Page 671.

Optic Medium 40°

RGB Power Led: 35W - 220-240V with DMX interface.

RGB

- ○ FA52512401
- ● FA52512406
- ● FA52512412
- ● FA52512418
- ● FA52512430
- ● FA52512433

Perseo 4 LED / Ø 76mm - Poles

Mit Boden und Zugangstür. Mit Terminal Block 4x1,5-16mmq.

With Base and Access Door.
With Terminal Block 4x1,5-16mmq.



H 3500mm

- ● FA24806
- ● FA24833

H 4500mm

- ● FA24906
- ● FA24933

Bodeneinbau (+500 mm Wurzel) Mit Zugangstür. Mit Terminal Block 4x1,5-16mmq

In-Ground (+500 mm Root) With Access Door
With Terminal Block 4x1,5-16mmq



H 3500mm

- ● FA25006
- ● FA25033

H 4500mm

- ● FA25106
- ● FA25133

Perseo 4 LED / Ø 102mm - Poles

Mit Boden und Zugangstür. Mit Terminal Block 4x1,5-16mmq.

With Base and Access Door .
With Terminal Block 4x1,5-16mmq.



H 4000mm

- ● FA414006
- ● FA414033

H 5000mm

- ● FA415006
- ● FA415033

Bodeneinbau (+500 mm Wurzel) Mit Zugangstür. Mit Terminal Block 4x1,5-16mmq

In-Ground (+500 mm Root) With Access Door
With Terminal Block 4x1,5-16mmq

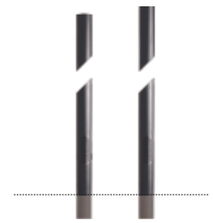

H 4000mm

- ● FA414506
- ● FA414533

H 5000mm

- ● FA415506
- ● FA415533

Installation scheme: Perseo 4

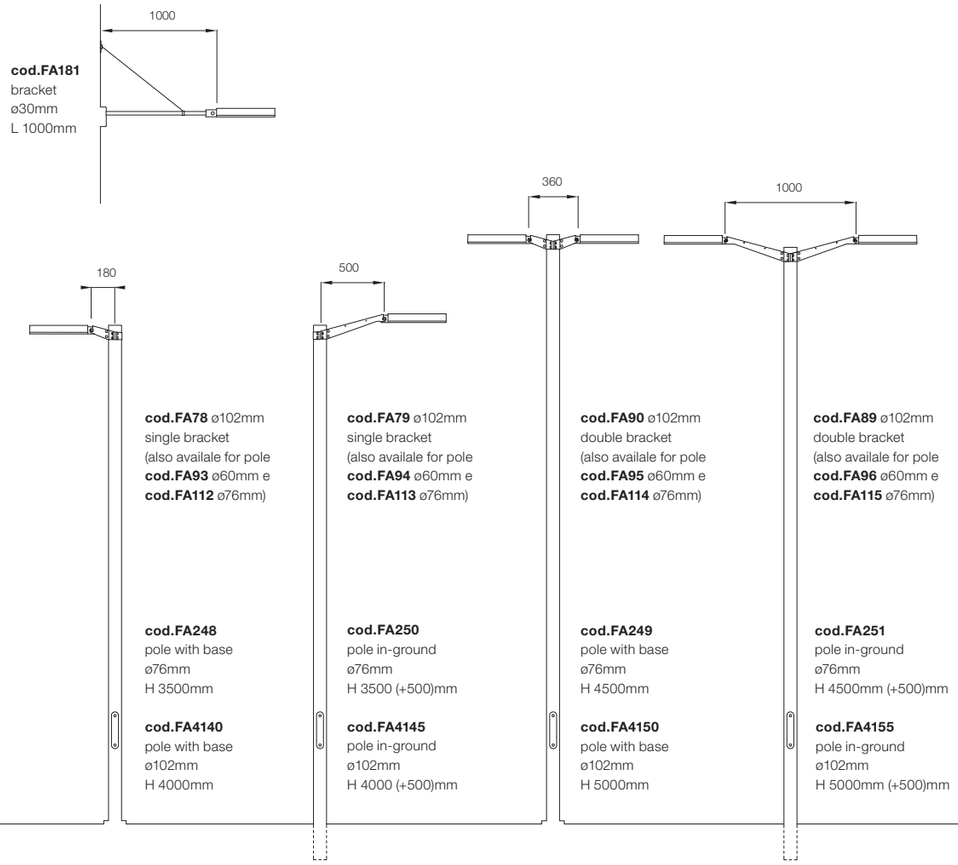

Perseo 4: Zubehörteile / Accessories

Stiftschraubenplatte.	Base plate with bolt.	FA116	 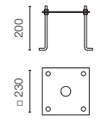
Wall-Washer Visier	Wall Washer Visor	FA16730	 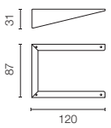
Anti-Vandalismus-Außendeckel	Anti vandal louvre	FA16830	 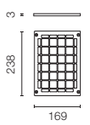
Arm für Wand 1000 mm.	Wall bracket 1000mm.	○ FA18101 ● FA18106 ● FA18112 ● FA18118 ● FA18130 ● FA18133	 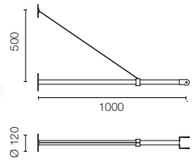
DMX-Controller; Dimmer-Schalter für Einbaudose. (60 mm Lochmitte).	DMX controller; dimmer switch for recessed box (60mm hole centres).	RGB version F990B10A000	 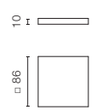
DMX Controller; Stand-Alone/PC-Schnittstelle.	DMX controller; stand-alone/PC interface.	RGB version F990B11A000	 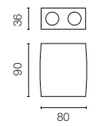
DMX-Verteiler 512 - elektronisches Gerät zur Regenerierung des monodirektionalen DMX-Signal. 1 Eingang und 7 Ausgänge, 12-24 V Gleichstrom. Stromversorgung nicht enthalten.	DMX splitter 512 - electronic device to regenerate the monodirectional DMX signal 1 Input and 7 output, 12-24Vdc. Power supply not included.	RGB version F990B13A000	 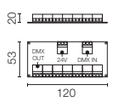
Geschirmtes DMX-Kabel mit konstantem Widerstand (110 Ohm).	DMX cable - shielded twisted pair with 110 Ohm constant impedance.	RGB version F990B12A000	
Überspannungsschutzgerät. 275 Vac. Maximaler Entladestrom 10KA (8 / 20µs). Maximaler Betriebsstrom 5A. Geeignet für Reihenschaltung. IP66.	Surge protection device. 275Vac. Maximum discharge current 10KA (8/20µs). Maximum operating current 5A. Suitable for series connection. IP66.	F990E00A000	 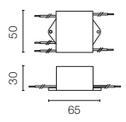

Perseo 4 Ø 60mm

Einzelarm 180 mm. Für Pfosten Ø 60 mm.	Single bracket 180mm. For pole Ø 60mm.	○ FA9306 ● FA9333		
Doppelarm 180 mm. Für Pfosten Ø 60 mm.	Double bracket 180mm. For pole Ø 60mm.	○ FA9506 ● FA9533		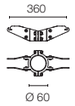
Einzelarm 500 mm. Für Pfosten Ø 60 mm.	Single bracket 500mm. For pole Ø 60mm.	○ FA9406 ● FA9433		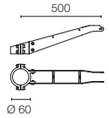
Doppelarm 500 mm. Für Pfosten Ø 60 mm.	Double bracket 500mm. For pole Ø 60mm.	○ FA9606 ● FA9633		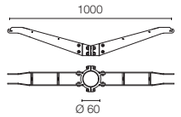

Perseo 4 Ø 76mm

Einzelarm 180 mm. Für Pfosten Ø 76 mm.	Single bracket 180mm. For pole Ø 76mm.	○ FA11206 ● FA11233		
Doppelarm 180 mm. Für Pfosten Ø 76 mm.	Double bracket 180mm. For pole Ø 76mm.	○ FA11406 ● FA11433		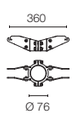
Einzelarm 500 mm. Für Pfosten Ø 76 mm.	Single bracket 500mm. For pole Ø 76mm.	○ FA11306 ● FA11333		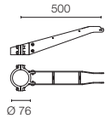
Doppelarm 500 mm. Für Pfosten Ø 76 mm.	Double bracket 500mm. For pole Ø 76mm.	○ FA11506 ● FA11533		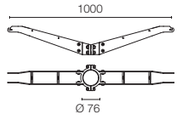

Perseo 4 Ø 102mm

Einzelarm 180 mm. Für Pfosten Ø 102 mm.	Single bracket 180mm. For pole Ø 102mm.	○ FA7806 ● FA7833		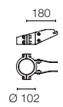
Doppelarm 180 mm. Für Pfosten Ø 102 mm.	Double bracket 180mm. For pole Ø 102mm.	○ FA9006 ● FA9033		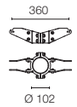
Einzelarm 500 mm. Für Pfosten Ø 102 mm.	Single bracket 500mm. For pole Ø 102mm.	○ FA7906 ● FA7933		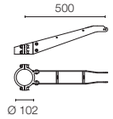
Doppelarm 500 mm. Für Pfosten Ø 102 mm.	Double bracket 500mm. For pole Ø 102mm.	○ FA8906 ● FA8933		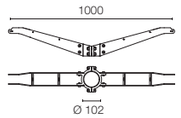

Dooku







Dooku

Familie / Family

Dooku 400 Wall



Power Led
up to 39W
up to 2946 lm - 2700K/CRI 80
up to 3168 lm - 3000K/CRI 80
up to 3374 lm - 4000K/CRI 80
* Net lumen output

Dooku 400 Pole/Double Pole Ø76



Power Led
up to 39W
up to 3389 lm - 2700K/CRI 80
up to 3631 lm - 3000K/CRI 80
up to 3752 lm - 4000K/CRI 80
* Net lumen output

Power Led
up to 2x39W
up to 2x3389 lm - 2700K/CRI 80
up to 2x3631 lm - 3000K/CRI 80
up to 2x3752 lm - 4000K/CRI 80
* Net lumen output

Dooku 400 Pole/Double Pole Ø102



Power Led
up to 39W
up to 3389 lm - 2700K/CRI 80
up to 3631 lm - 3000K/CRI 80
up to 3752 lm - 4000K/CRI 80
* Net lumen output

Power Led
up to 2x39W
up to 2x3389 lm - 2700K/CRI 80
up to 2x3631 lm - 3000K/CRI 80
up to 2x3752 lm - 4000K/CRI 80
* Net lumen output

Dooku 600 Pole/Double Pole Ø76



Power Led
up to 78W
up to 6779 lm - 2700K/CRI 80
up to 7263 lm - 3000K/CRI 80
up to 7505 lm - 4000K/CRI 80
* Net lumen output

Power Led
up to 2x78W
up to 2x6779 lm - 2700K/CRI 80
up to 2x7263 lm - 3000K/CRI 80
up to 2x7505 lm - 4000K/CRI 80
* Net lumen output

Dooku 600 Pole/Double Pole Ø102



Power Led
up to 78W
up to 6779 lm - 2700K/CRI 80
up to 7263 lm - 3000K/CRI 80
up to 7505 lm - 4000K/CRI 80
* Net lumen output

Power Led
up to 2x78W
up to 2x6779 lm - 2700K/CRI 80
up to 2x7263 lm - 3000K/CRI 80
up to 2x7505 lm - 4000K/CRI 80
* Net lumen output

Ausführungen / Colours



06 Grey



33 Anthracite

Beschreibung / Description

Komplette Familie von neigbaren Projektionsleuchten mit LED-Quelle zur Wandmontage und Installation als Mast. Erhältlich in zwei Längen und mit verschiedenen Optiken für jede Dimension, einschließlich Optiken für städtische Anwendungen. Gehäuse und Verschlüsse aus stranggepresstem Aluminiumdruckguss EN AB-47100 (mit geringem Kupferanteil). Extraklarer Diffusor mit Siebdruckkante, mit einem Roboterklebesystem an der Lampe befestigt. In verschiedenen Ausführungen erhältlich, mit doppelschichtiger Pulverbeschichtung und chemischer Oberflächenbehandlung, um eine hohe Korrosionsbeständigkeit zu gewährleisten. Ausgestattet mit einem Neoprenkabel und einem IP68-Anschluss, um einen einfachen, sicheren und wasserdichten Anschluss zu gewährleisten.

Dooku 400 Wall
Neigbare Projektionsleuchten zur Wandmontage. Erhältlich in zwei Abstrahlwinkeln: symmetrisch und asymmetrisch für öffentliche, private und städtische Bereiche, offene Bereiche und Parkhäuser. Ausgestattet mit einem Neoprenkabel und einem IP68-Anschluss, um einen einfachen, sicheren und wasserdichten Anschluss zu gewährleisten. Der Befestigungsbügel aus Zink ermöglicht eine Neigung um ca. 90º auf der vertikalen Achse.

Dooku 400 / 600 Top Pole
Mast-Leuchten zur Montage auf Pfosten. Erhältlich in zwei Längen, mit unterschiedlicher Leistung und vier Abstrahlwinkeln: symmetrisch, asymmetrisch, städtischer Standard-Lichtstrahl und ein spezieller städtischer Lichtstrahl für Fußgänger- und Fahrradwege im städtischen Umfeld. Ausgestattet mit einem Neoprenkabel und IP68-Anschlüssen, um einen einfachen, sicheren und wasserdichten Anschluss zu gewährleisten. Vervollständigt durch eine Reihe von Zylinderpfosten in verschiedenen Durchmessern und Höhen, die versenkt oder mit einer Ankerplatte und Zugschrauben befestigt werden können.

Complete family of tiltable projection luminaires with LED source for wall mounting and installation on masts. Available in two lengths and with different optics for every dimension, including optics for urban uses. Extruded EN AB-47100 die cast aluminum body and closing parts (with low copper content). Extraclear glass diffuser with silkscreen edge, attached with a robotic gluing system. Available in different finishes, with double-layered powder coating and chemical conversion surface treatment to ensure high corrosion resistance. Equipped with a neoprene cable section and IP68 connector to guarantee an easy, safe, and watertight connection.

Dooku 400 Wall
Tiltable projection luminaires for wall mounting. Available with two beam angles: symmetrical and asymmetrical for public, private, and urban areas, open spaces, or parking lots. Equipped with a neoprene cable section and IP68 connector to guarantee an easy, safe, and watertight connection. The zinc fixing bracket allows for a tilting of approx. 90º on the vertical axis.

Dooku 400 / 600 Top Pole
Mast luminaires for mounting on poles. Available in two lengths, with different output and four beam angles: symmetrical, asymmetrical, urban standard beam and a specific urban beam for pedestrian and bicycle lanes in urban contexts. Equipped with a neoprene cable section and IP68 connectors to guarantee an easy, safe, and watertight connection. Completed with a series of cylinder posts in different diameters and heights that can be ground recessed or fixed with an anchor plate and lag screws.

Dooku 400 – Wall



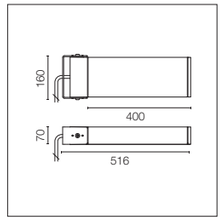

IP 65 · IK 09 · LED INCL · 45° 45° · 400 mm

Inklusive LED-Quelle. Integrierte Stromversorgung 220-240 V ON/OFF und dimmbar 1-10 V oder DALI. Inklusive Befestigungsbügel. Ausgestattet mit einem 400 mm überstehenden Neoprenkabel und IP68-Anschlüssen. Smart-City-Version auf Anfrage erhältlich.

LED source included. Integrated power supply 220-240V ON/OFF and dimmable 1-10V or DALI. Fixing bracket included. Equipped with a 400mm protruding neoprene cable section and IP68 connectors. Smart-City version available upon request.

Optic 120° (Wide Spaces - Public Areas - Parking Areas)

Power Led: 39W - 4122 lm ≠ OUTPUT 3389 lm - 2700K/CRI 80 - 220÷240V / 39W - 4416 lm ≠ OUTPUT 3631 lm - 3000K/CRI 80 - 220÷240V / 39W - 4563 lm ≠ OUTPUT 3752 lm - 4000K/CRI 80 - 220÷240V

2700K

Non Dimmable
- FA53907606
- FA53907633

1-10V
- FA53907606-310
- FA53907633-310

Dali
- FA53907606-300
- FA53907633-300

3000K

Non Dimmable
- FA53907506
- FA53907533

1-10V
- FA53907506-310
- FA53907533-310

Dali
- FA53907506-300
- FA53907533-300

4000K

Non Dimmable
- FA53907406
- FA53907433

1-10V
- FA53907406-310
- FA53907433-310

Dali
- FA53907406-300
- FA53907433-300

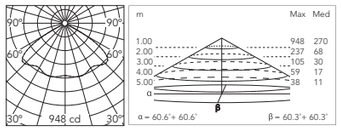

@ 3000K

Asymmetric Optic

Power Led: 39W - 4122 lm ≠ OUTPUT 3173 lm - 2700K/CRI 80 - 220÷240V / 39W - 4416 lm ≠ OUTPUT 3400 lm - 3000K/CRI 80 - 220÷240V / 39W - 4563 lm ≠ OUTPUT 3513 lm - 4000K/CRI 80 - 220÷240V

2700K

Non Dimmable
- FA53913006
- FA53913033

1-10V
- FA53913006-310
- FA53913033-310

Dali
- FA53913006-300
- FA53913033-300

3000K

Non Dimmable
- FA53914806
- FA53914833

1-10V
- FA53914806-310
- FA53914833-310

Dali
- FA53914806-300
- FA53914833-300

4000K

Non Dimmable
- FA53916606
- FA53916633

1-10V
- FA53916606-310
- FA53916633-310

Dali
- FA53916606-300
- FA53916633-300

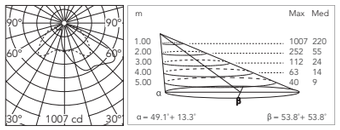

@ 3000K

Dooku 400 - Single Top Pole ø76



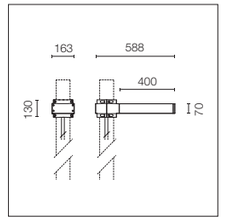

IP 65 · IK 09 · LED INCL · FOR PALO Ø 76mm · 400 mm

Inklusive LED-Quelle. Integrierte Stromversorgung 220-240 V ON/OFF und dimmbar 1-10 V oder DALI. Inklusive Befestigungsbügel. Ausgestattet mit einem 400 mm überstehenden Neoprenkabel und IP68-Individuelle Fassung für 76-mm-Pfosten. Der Pfosten muss separat bestellt werden.. Smart-City-Version auf Anfrage erhältlich.

LED source included. Integrated power supply 220-240V ON/OFF and dimmable 1-10V or DALI. Fixing bracket included. Equipped with a 400mm protruding neoprene cable section and IP68 connectors. Single socket for 76mm diameter post. The post must be ordered separately. Smart-City version available upon request.

Optic 120° (Wide Spaces - Public Areas - Parking Areas)

Power Led: 39W - 4122 lm ≠ OUTPUT 3389 lm - 2700K/CRI 80 - 220÷240V / 39W - 4416 lm ≠ OUTPUT 3631 lm - 3000K/CRI 80 - 220÷240V / 39W - 4563 lm ≠ OUTPUT 3752 lm - 4000K/CRI 80 - 220÷240V

2700K

Non Dimmable
- FA53907806
- FA53907833

1-10V
- FA53907806-310
- FA53907833-310

Dali
- FA53907806-300
- FA53907833-300

3000K

Non Dimmable
- FA53903906
- FA53903933

1-10V
- FA53903906-310
- FA53903933-310

Dali
- FA53903906-300
- FA53903933-300

4000K

Non Dimmable
- FA53903806
- FA53903833

1-10V
- FA53903806-310
- FA53903833-310

Dali
- FA53903806-300
- FA53903833-300

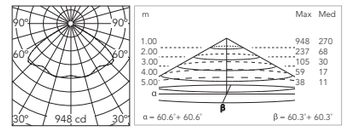

@ 3000K

Asymmetric Optic

Power Led: 39W - 4122 lm ≠ OUTPUT 3173 lm - 2700K/CRI 80 - 220÷240V / 39W - 4416 lm ≠ OUTPUT 3400 lm - 3000K/CRI 80 - 220÷240V / 39W - 4563 lm ≠ OUTPUT 3513 lm - 4000K/CRI 80 - 220÷240V

2700K

Non Dimmable
- FA53913206
- FA53913233

1-10V
- FA53913206-310
- FA53913233-310

Dali
- FA53913206-300
- FA53913233-300

3000K

Non Dimmable
- FA53915006
- FA53915033

1-10V
- FA53915006-310
- FA53915033-310

Dali
- FA53915006-300
- FA53915033-300

4000K

Non Dimmable
- FA53916806
- FA53916833

1-10V
- FA53916806-310
- FA53916833-310

Dali
- FA53916806-300
- FA53916833-300

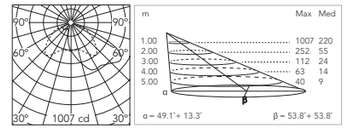

@ 3000K

Street Light Optic

Power Led: 39W - 4122 lm ≠ OUTPUT 3102 lm - 2700K/CRI 80 - 220÷240V / 39W - 4416 lm ≠ OUTPUT 3323 lm - 3000K/CRI 80 - 220÷240V / 39W - 4563 lm ≠ OUTPUT 3434 lm - 4000K/CRI 80 - 220÷240V

2700K

Non Dimmable
- FA53908006
- FA53908033

1-10V
- FA53908006-310
- FA53908033-310

Dali
- FA53908006-300
- FA53908033-300

3000K

Non Dimmable
- FA53904206
- FA53904233

1-10V
- FA53904206-310
- FA53904233-310

Dali
- FA53904206-300
- FA53904233-300

4000K

Non Dimmable
- FA53904106
- FA53904133

1-10V
- FA53904106-310
- FA53904133-310

Dali
- FA53904106-300
- FA53904133-300

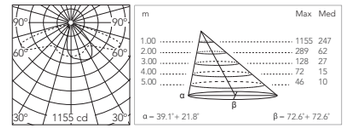

@ 3000K

Street Light Optic (Foot and Cycle Paths)

Power Led: 39W - 4122 lm ≠ OUTPUT 3130 lm - 2700K/CRI 80 - 220÷240V / 39W - 4416 lm ≠ OUTPUT 3354 lm - 3000K/CRI 80 - 220÷240V / 39W - 4563 lm ≠ OUTPUT 3466 lm - 4000K/CRI 80 - 220÷240V

2700K

Non Dimmable
- FA53908206
- FA53908233

1-10V
- FA53908206-310
- FA53908233-310

Dali
- FA53908206-300
- FA53908233-300

3000K

Non Dimmable
- FA53904506
- FA53904533

1-10V
- FA53904506-310
- FA53904533-310

Dali
- FA53904506-300
- FA53904533-300

4000K

Non Dimmable
- FA53904406
- FA53904433

1-10V
- FA53904406-310
- FA53904433-310

Dali
- FA53904406-300
- FA53904433-300

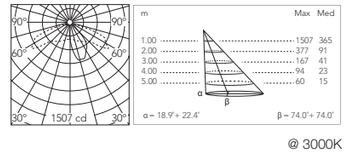

@ 3000K

Dooku 400 - Double Top Pole ø76



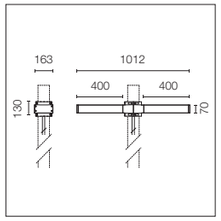

CE · IK 09 · IP 65 · LED INCL · FOR. PALO Ø 76mm · 400 mm

Inklusive LED-Quelle. Integrierte Stromversorgung 220-240 V ON/OFF und dimmbar 1-10 V oder DALI. Inklusive Befestigungsbügel. Ausgestattet mit einem 400 mm überstehenden Neoprenkabel und IP68-Doppelte Fassung für 76-mm-Pfosten. Der Pfosten muss separat bestellt werden. Smart-City-Version auf Anfrage erhältlich.

LED source included. Integrated power supply 220-240V ON/OFF and dimmable 1-10V or DALI. Fixing bracket included. Equipped with a 400mm protruding neoprene cable section and IP68 connectors. Double socket for 76mm diameter post. The post must be ordered separately. Smart-City version available upon request.

Optic 120° (Wide Spaces - Public Areas - Parking Areas)

Power Led: 39W - 2x4122 lm ≠ OUTPUT 2x3389 lm - 2700K/CRI 80 - 220÷240V / 39W - 2x4416 lm ≠ OUTPUT 2x3631 lm - 3000K/CRI 80 - 220÷240V / 39W - 2x4563 lm ≠ OUTPUT 2x3752 lm - 4000K/CRI 80 - 220÷240V

2700K

Non Dimmable
- FA53908406
- FA53908433

1-10V
- FA53908406-310
- FA53908433-310

Dali
- FA53908406-300
- FA53908433-300

3000K

Non Dimmable
- FA53904806
- FA53904833

1-10V
- FA53904806-310
- FA53904833-310

Dali
- FA53904806-300
- FA53904833-300

4000K

Non Dimmable
- FA53904706
- FA53904733

1-10V
- FA53904706-310
- FA53904733-310

Dali
- FA53904706-300
- FA53904733-300

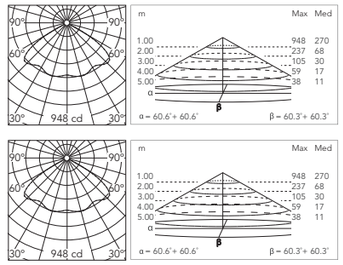

@ 3000K

Asymmetric Optic

Power Led: 39W - 2x4122 lm ≠ OUTPUT 2x3173 lm - 2700K/CRI 80 - 220÷240V / 39W - 2x4416 lm ≠ OUTPUT 2x3400 lm - 3000K/CRI 80 - 220÷240V / 39W - 2x4563 lm ≠ OUTPUT 2x3513 lm - 4000K/CRI 80 - 220÷240V

2700K

Non Dimmable
- FA53913406
- FA53913433

1-10V
- FA53913406-310
- FA53913433-310

Dali
- FA53913406-300
- FA53913433-300

3000K

Non Dimmable
- FA53915206
- FA53915233

1-10V
- FA53915206-310
- FA53915233-310

Dali
- FA53915206-300
- FA53915233-300

4000K

Non Dimmable
- FA53917006
- FA53917033

1-10V
- FA53917006-310
- FA53917033-310

Dali
- FA53917006-300
- FA53917033-300

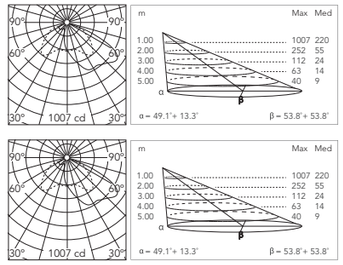

@ 3000K

Street Light Optic

Power Led: 39W - 2x4122 lm ≠ OUTPUT 2x3102 lm - 2700K/CRI 80 - 220÷240V / 39W - 2x4416 lm ≠ OUTPUT 2x3323 lm - 3000K/CRI 80 - 220÷240V / 39W - 2x4563 lm ≠ OUTPUT 2x3434 lm - 4000K/CRI 80 - 220÷240V

2700K

Non Dimmable
- FA53908606
- FA53908633

1-10V
- FA53908606-310
- FA53908633-310

Dali
- FA53908606-300
- FA53908633-300

3000K

Non Dimmable
- FA53905106
- FA53905133

1-10V
- FA53905106-310
- FA53905133-310

Dali
- FA53905106-300
- FA53905133-300

4000K

Non Dimmable
- FA53905006
- FA53905033

1-10V
- FA53905006-310
- FA53905033-310

Dali
- FA53905006-300
- FA53905033-300

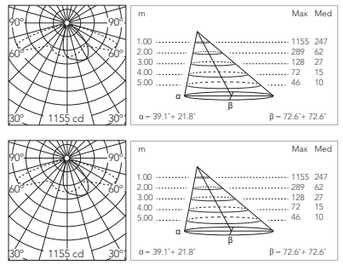

@ 3000K

Street Light Optic (Foot and Cycle Paths)

Power Led: 39W - 2x4122 lm ≠ OUTPUT 2x3130 lm - 2700K/CRI 80 - 220÷240V / 39W - 2x4416 lm ≠ OUTPUT 2x3354 lm - 3000K/CRI 80 - 220÷240V / 39W - 2x4563 lm ≠ OUTPUT 2x3466 lm - 4000K/CRI 80 - 220÷240V

2700K

Non Dimmable
- FA53908806
- FA53908833

1-10V
- FA53908806-310
- FA53908833-310

Dali
- FA53908806-300
- FA53908833-300

3000K

Non Dimmable
- FA53905406
- FA53905433

1-10V
- FA53905406-310
- FA53905433-310

Dali
- FA53905406-300
- FA53905433-300

4000K

Non Dimmable
- FA53905306
- FA53905333

1-10V
- FA53905306-310
- FA53905333-310

Dali
- FA53905306-300
- FA53905333-300

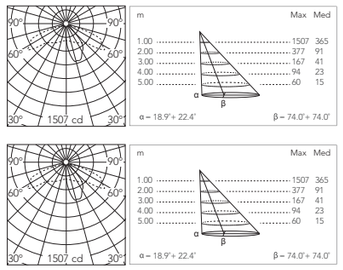

@ 3000K

Dooku 400 - Single Top Pole ø102



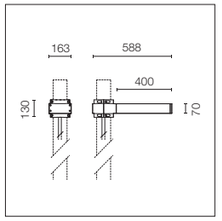

CE · IK 09 · IP 65 · LED INCL · FOR. PALO Ø 102mm · 400 mm

Inklusive LED-Quelle. Integrierte Stromversorgung 220-240 V ON/OFF und dimmbar 1-10 V oder DALI. Inklusive Befestigungsbügel. Ausgestattet mit einem 400 mm überstehenden Neoprenkabel und IP68-Individuelle Fassung für 102-mm-Pfosten. Der Pfosten muss separat bestellt werden.. Smart-City-Version auf Anfrage erhältlich.

LED source included. Integrated power supply 220-240V ON/OFF and dimmable 1-10V or DALI. Fixing bracket included. Equipped with a 400mm protruding neoprene cable section and IP68 connectors. Smart-City version available upon request.Single socket for 102mm diameter post. The post must be ordered separately. Smart-City version available upon request.

Optic 120° (Wide Spaces - Public Areas - Parking Areas)

Power Led: 39W - 4122 lm ≠ OUTPUT 3389 lm - 2700K/CRI 80 - 220÷240V / 39W - 4416 lm ≠ OUTPUT 3631 lm - 3000K/CRI 80 - 220÷240V / 39W - 4563 lm ≠ OUTPUT 3752 lm - 4000K/CRI 80 - 220÷240V

2700K

Non Dimmable
- FA53909006
- FA53909033

1-10V
- FA53909006-310
- FA53909033-310

Dali
- FA53909006-300
- FA53909033-300

3000K

Non Dimmable
- FA53905706
- FA53905733

1-10V
- FA53905706-310
- FA53905733-310

Dali
- FA53905706-300
- FA53905733-300

4000K

Non Dimmable
- FA53905606
- FA53905633

1-10V
- FA53905606-310
- FA53905633-310

Dali
- FA53905606-300
- FA53905633-300

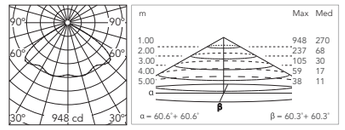

@ 3000K

Asymmetric Optic

Power Led: 39W - 4122 lm ≠ OUTPUT 3173 lm - 2700K/CRI 80 - 220÷240V / 39W - 4416 lm ≠ OUTPUT 3400 lm - 3000K/CRI 80 - 220÷240V / 39W - 4563 lm ≠ OUTPUT 3513 lm - 4000K/CRI 80 - 220÷240V

2700K

Non Dimmable
- FA53913606
- FA53913633

1-10V
- FA53913606-310
- FA53913633-310

Dali
- FA53913606-300
- FA53913633-300

3000K

Non Dimmable
- FA53915406
- FA53915433

1-10V
- FA53915406-310
- FA53915433-310

Dali
- FA53915406-300
- FA53915433-300

4000K

Non Dimmable
- FA53917206
- FA53917233

1-10V
- FA53917206-310
- FA53917233-310

Dali
- FA53917206-300
- FA53917233-300

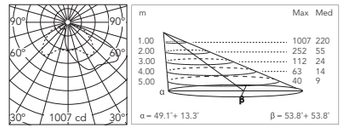

@ 3000K

Street Light Optic

Power Led: 39W - 4122 lm ≠ OUTPUT 3102 lm - 2700K/CRI 80 - 220÷240V / 39W - 4416 lm ≠ OUTPUT 3323 lm - 3000K/CRI 80 - 220÷240V / 39W - 4563 lm ≠ OUTPUT 3434 lm - 4000K/CRI 80 - 220÷240V

2700K

Non Dimmable
- FA53909206
- FA53909233

1-10V
- FA53909206-310
- FA53909233-310

Dali
- FA53909206-300
- FA53909233-300

3000K

Non Dimmable
- FA53906006
- FA53906033

1-10V
- FA53906006-310
- FA53906033-310

Dali
- FA53906006-300
- FA53906033-300

4000K

Non Dimmable
- FA53905906
- FA53905933

1-10V
- FA53905906-310
- FA53905933-310

Dali
- FA53905906-300
- FA53905933-300

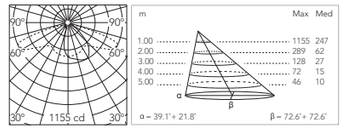

@ 3000K

Street Light Optic (Foot and Cycle Paths)

Power Led: 39W - 4122 lm ≠ OUTPUT 3130 lm - 2700K/CRI 80 - 220÷240V / 39W - 4416 lm ≠ OUTPUT 3354 lm - 3000K/CRI 80 - 220÷240V / 39W - 4563 lm ≠ OUTPUT 3466 lm - 4000K/CRI 80 - 220÷240V

2700K

Non Dimmable
- FA53909406
- FA53909433

1-10V
- FA53909406-310
- FA53909433-310

Dali
- FA53909406-300
- FA53909433-300

3000K

Non Dimmable
- FA53906306
- FA53906333

1-10V
- FA53906306-310
- FA53906333-310

Dali
- FA53906306-300
- FA53906333-300

4000K

Non Dimmable
- FA53906206
- FA53906233

1-10V
- FA53906206-310
- FA53906233-310

Dali
- FA53906206-300
- FA53906233-300

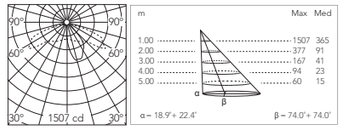

@ 3000K

Dooku 400 - Double Top Pole ø102



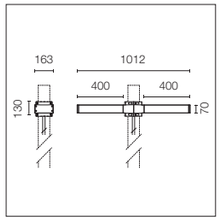

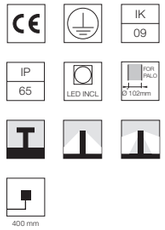

Inklusive LED-Quelle. Integrierte Stromversorgung 220-240 V ON/OFF und dimmbar 1-10 V oder DALI. Inklusive Befestigungsbügel. Ausgestattet mit einem 400 mm überstehenden Neoprenkabel und IP68-Doppelte Fassung für 102-mm-Pfosten. Der Pfosten muss separat bestellt werden. Smart-City-Version auf Anfrage erhältlich.

LED source included. Integrated power supply 220-240V ON/OFF and dimmable 1-10V or DALI. Fixing bracket included. Equipped with a 400mm protruding neoprene cable section and IP68 connectors. Double socket for 102mm diameter post. The post must be ordered separately. Smart-City version available upon request.

Optic 120° (Wide Spaces - Public Areas - Parking Areas)

Power Led: 39W - 2x4122 lm ≠ OUTPUT 2x3389 lm - 2700K/CRI 80 - 220÷240V / 39W - 2x4416 lm ≠ OUTPUT 2x3631 lm - 3000K/CRI 80 - 220÷240V / 39W - 2x4563 lm ≠ OUTPUT 2x3752 lm - 4000K/CRI 80 - 220÷240V

2700K

Non Dimmable
- FA53909606
- FA53909633

1-10V
- FA53909606-310
- FA53909633-310

Dali
- FA53909606-300
- FA53909633-300

3000K

Non Dimmable
- FA53906606
- FA53906633

1-10V
- FA53906606-310
- FA53906633-310

Dali
- FA53906606-300
- FA53906633-300

4000K

Non Dimmable
- FA53906506
- FA53906533

1-10V
- FA53906506-310
- FA53906533-310

Dali
- FA53906506-300
- FA53906533-300

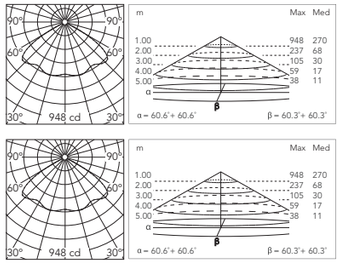

@ 3000K

Asymmetric Optic

Power Led: 39W - 2x4122 lm ≠ OUTPUT 2x3173 lm - 2700K/CRI 80 - 220÷240V / 39W - 2x4416 lm ≠ OUTPUT 2x3400 lm - 3000K/CRI 80 - 220÷240V / 39W - 2x4563 lm ≠ OUTPUT 2x3513 lm - 4000K/CRI 80 - 220÷240V

2700K

Non Dimmable
- FA53913806
- FA53913833

1-10V
- FA53913806-310
- FA53913833-310

Dali
- FA53913806-300
- FA53913833-300

3000K

Non Dimmable
- FA53915606
- FA53915633

1-10V
- FA53915606-310
- FA53915633-310

Dali
- FA53915606-300
- FA53915633-300

4000K

Non Dimmable
- FA53917406
- FA53917433

1-10V
- FA53917406-310
- FA53917433-310

Dali
- FA53917406-300
- FA53917433-300

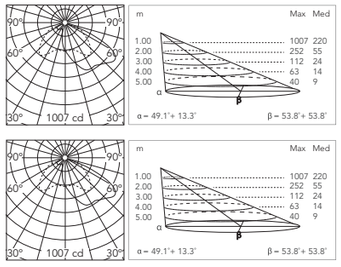

@ 3000K

Street Light Optic

Power Led: 39W - 2x4122 lm ≠ OUTPUT 2x3102 lm - 2700K/CRI 80 - 220÷240V / 39W - 2x4416 lm ≠ OUTPUT 2x3323 lm - 3000K/CRI 80 - 220÷240V / 39W - 2x4563 lm ≠ OUTPUT 2x3434 lm - 4000K/CRI 80 - 220÷240V

2700K

Non Dimmable
- FA53909806
- FA53909833

1-10V
- FA53909806-310
- FA53909833-310

Dali
- FA53909806-300
- FA53909833-300

3000K

Non Dimmable
- FA53906906
- FA53906933

1-10V
- FA53906906-310
- FA53906933-310

Dali
- FA53906906-300
- FA53906933-300

4000K

Non Dimmable
- FA53906806
- FA53906833

1-10V
- FA53906806-310
- FA53906833-310

Dali
- FA53906806-300
- FA53906833-300

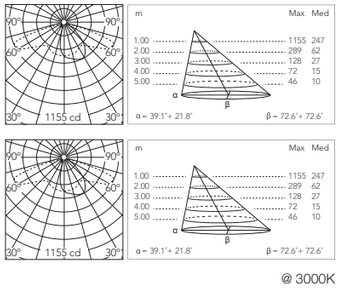

@ 3000K

Street Light Optic (Foot and Cycle Paths)

Power Led: 39W - 2x4122 lm ≠ OUTPUT 2x3130 lm - 2700K/CRI 80 - 220÷240V / 39W - 2x4416 lm ≠ OUTPUT 2x3354 lm - 3000K/CRI 80 - 220÷240V / 39W - 2x4563 lm ≠ OUTPUT 2x3466 lm - 4000K/CRI 80 - 220÷240V

2700K

Non Dimmable
- FA53910006
- FA53910033

1-10V
- FA53910006-310
- FA53910033-310

Dali
- FA53910006-300
- FA53910033-300

3000K

Non Dimmable
- FA53907206
- FA53907233

1-10V
- FA53907206-310
- FA53907233-310

Dali
- FA53907206-300
- FA53907233-300

4000K

Non Dimmable
- FA53907106
- FA53907133

1-10V
- FA53907106-310
- FA53907133-310

Dali
- FA53907106-300
- FA53907133-300

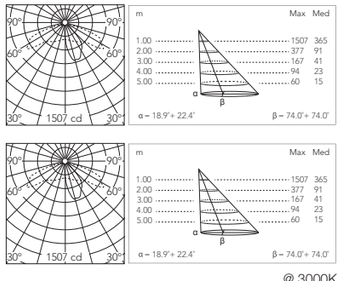

@ 3000K

Dooku 600 - Single Top Pole ø76



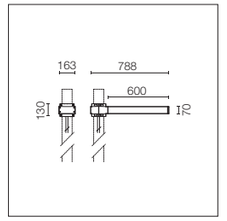

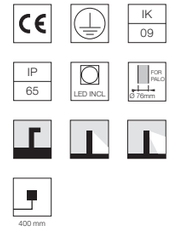

Inklusive LED-Quelle. Integrierte Stromversorgung 220-240 V ON/OFF und dimmbar 1-10 V oder DALI. Inklusive Befestigungsbügel. Ausgestattet mit einem 400 mm überstehenden Neoprenkabel und IP68-Individuelle Fassung für 76-mm-Pfosten. Der Pfosten muss separat bestellt werden.. Smart-City-Version auf Anfrage erhältlich.

LED source included. Integrated power supply 220-240V ON/OFF and dimmable 1-10V or DALI. Fixing bracket included. Equipped with a 400mm protruding neoprene cable section and IP68 connectors. Smart-City version available upon request.Single socket for 76mm diameter post. The post must be ordered separately. Smart-City version available upon request.

Optic 120° (Wide Spaces - Public Areas - Parking Areas)

Power Led: 78W - 8243 lm ≠ OUTPUT 6779 lm - 2700K/CRI 80 - 220÷240V / 78W - 8832 lm ≠ OUTPUT 7263 lm - 3000K/CRI 80 - 220÷240V / 78W - 9126 lm ≠ OUTPUT 7505 lm - 4000K/CRI 80 - 220÷240V

2700K

Non Dimmable
- FA53910206
- FA53910233

1-10V
- FA53910206-310
- FA53910233-310

Dali
- FA53910206-300
- FA53910233-300

3000K

Non Dimmable
- FA53900306
- FA53900333

1-10V
- FA53900306-310
- FA53900333-310

Dali
- FA53900306-300
- FA53900333-300

4000K

Non Dimmable
- FA53900206
- FA53900233

1-10V
- FA53900206-310
- FA53900233-310

Dali
- FA53900206-300
- FA53900233-300

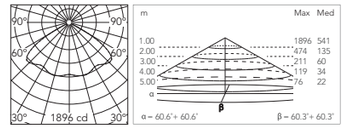

@ 3000K

Asymmetric Optic

Power Led: 78W - 8243 lm ≠ OUTPUT 6347 lm - 2700K/CRI 80 - 220÷240V / 78W - 8832 lm ≠ OUTPUT 6800 lm - 3000K/CRI 80 - 220÷240V / 78W - 9126 lm ≠ OUTPUT 7027 lm - 4000K/CRI 80 - 220÷240V

2700K

Non Dimmable
- FA53914006
- FA53914033

1-10V
- FA53914006-310
- FA53914033-310

Dali
- FA53914006-300
- FA53914033-300

3000K

Non Dimmable
- FA53915806
- FA53915833

1-10V
- FA53915806-310
- FA53915833-310

Dali
- FA53915806-300
- FA53915833-300

4000K

Non Dimmable
- FA53917606
- FA53917633

1-10V
- FA53917606-310
- FA53917633-310

Dali
- FA53917606-300
- FA53917633-300

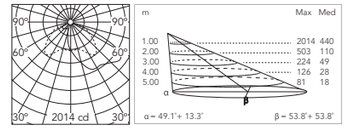

@ 3000K

Street Light Optic

Power Led: 78W - 8243 lm ≠ OUTPUT 6203 lm - 2700K/CRI 80 - 220÷240V / 78W - 8832 lm ≠ OUTPUT 6646 lm - 3000K/CRI 80 - 220÷240V / 78W - 9126 lm ≠ OUTPUT 6868 lm - 4000K/CRI 80 - 220÷240V

2700K

Non Dimmable
- FA53910406
- FA53910433

1-10V
- FA53910406-310
- FA53910433-310

Dali
- FA53910406-300
- FA53910433-300

3000K

Non Dimmable
- FA53900606
- FA53900633

1-10V
- FA53900606-310
- FA53900633-310

Dali
- FA53900606-300
- FA53900633-300

4000K

Non Dimmable
- FA53900506
- FA53900533

1-10V
- FA53900506-310
- FA53900533-310

Dali
- FA53900506-300
- FA53900533-300

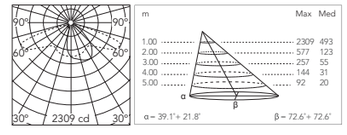

@ 3000K

Street Light Optic (Foot and Cycle Paths)

Power Led: 78W - 8243 lm ≠ OUTPUT 6261 lm - 2700K/CRI 80 - 220÷240V / 78W - 8832 lm ≠ OUTPUT 6708 lm - 3000K/CRI 80 - 220÷240V / 78W - 9126 lm ≠ OUTPUT 6932 lm - 4000K/CRI 80 - 220÷240V

2700K

Non Dimmable
- FA53910606
- FA53910633

1-10V
- FA53910606-310
- FA53910633-310

Dali
- FA53910606-300
- FA53910633-300

3000K

Non Dimmable
- FA53900906
- FA53900933

1-10V
- FA53900906-310
- FA53900933-310

Dali
- FA53900906-300
- FA53900933-300

4000K

Non Dimmable
- FA53900806
- FA53900833

1-10V
- FA53900806-310
- FA53900833-310

Dali
- FA53900806-300
- FA53900833-300

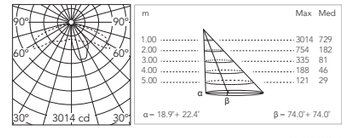

@ 3000K

Dooku 600 - Double Top Pole ø76



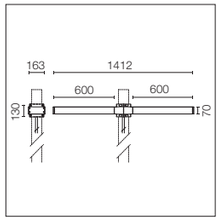

CE · IP 65 · IK 09 · LED INCL · FOR. PALO Ø 76mm · 400 mm

Inklusive LED-Quelle. Integrierte Stromversorgung 220-240 V ON/OFF und dimmbar 1-10 V oder DALI. Inklusive Befestigungsbügel. Ausgestattet mit einem 400 mm überstehenden Neoprenkabel und IP68-Doppelte Fassung für 76-mm-Pfosten. Der Pfosten muss separat bestellt werden. Smart-City-Version auf Anfrage erhältlich.

LED source included. Integrated power supply 220-240V ON/OFF and dimmable 1-10V or DALI. Fixing bracket included. Equipped with a 400mm protruding neoprene cable section and IP68 connectors. Double socket for 76mm diameter post. The post must be ordered separately. Smart-City version available upon request.

Optic 120° (Wide Spaces - Public Areas - Parking Areas)

Power Led: 78W - 2x8243 lm ≠ OUTPUT 2x6779 lm - 2700K/CRI 80 - 220÷240V / 78W - 2x8832 lm ≠ OUTPUT 2x7263 lm - 3000K/CRI 80 - 220÷240V / 78W - 2x9126 lm ≠ OUTPUT 2x7505 lm - 4000K/CRI 80 - 220÷240V

2700K

Non Dimmable
- FA53910806
- FA53910833

1-10V
- FA53910806-310
- FA53910833-310

Dali
- FA53910806-300
- FA53910833-300

3000K

Non Dimmable
- FA53901206
- FA53901233

1-10V
- FA53901206-310
- FA53901233-310

Dali
- FA53901206-300
- FA53901233-300

4000K

Non Dimmable
- FA53901106
- FA53901133

1-10V
- FA53901106-310
- FA53901133-310

Dali
- FA53901106-300
- FA53901133-300

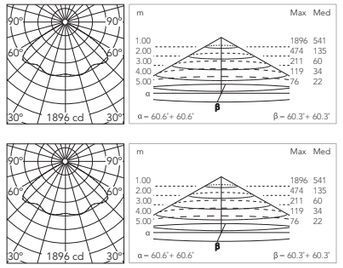

@ 3000K

Asymmetric Optic

Power Led: 78W - 2x8243 lm ≠ OUTPUT 2x6347 lm - 2700K/CRI 80 - 220÷240V / 78W - 2x8832 lm ≠ OUTPUT 2x6800 lm - 3000K/CRI 80 - 220÷240V / 78W - 2x9126 lm ≠ OUTPUT 2x7027 lm - 4000K/CRI 80 - 220÷240V

2700K

Non Dimmable
- FA53914206
- FA53914233

1-10V
- FA53914206-310
- FA53914233-310

Dali
- FA53914206-300
- FA53914233-300

3000K

Non Dimmable
- FA53916006
- FA53916033

1-10V
- FA53916006-310
- FA53916033-310

Dali
- FA53916006-300
- FA53916033-300

4000K

Non Dimmable
- FA53917806
- FA53917833

1-10V
- FA53917806-310
- FA53917833-310

Dali
- FA53917806-300
- FA53917833-300

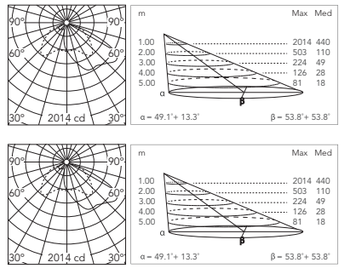

@ 3000K

Street Light Optic

Power Led: 78W - 2x8243 lm ≠ OUTPUT 2x6203 lm - 2700K/CRI 80 - 220÷240V / 78W - 2x8832 lm ≠ OUTPUT 2x6646 lm - 3000K/CRI 80 - 220÷240V / 78W - 2x9126 lm ≠ OUTPUT 2x6868 lm - 4000K/CRI 80 - 220÷240V

2700K

Non Dimmable
- FA53911006
- FA53911033

1-10V
- FA53911006-310
- FA53911033-310

Dali
- FA53911006-300
- FA53911033-300

3000K

Non Dimmable
- FA53901506
- FA53901533

1-10V
- FA53901506-310
- FA53901533-310

Dali
- FA53901506-300
- FA53901533-300

4000K

Non Dimmable
- FA53901406
- FA53901433

1-10V
- FA53901406-310
- FA53901433-310

Dali
- FA53901406-300
- FA53901433-300

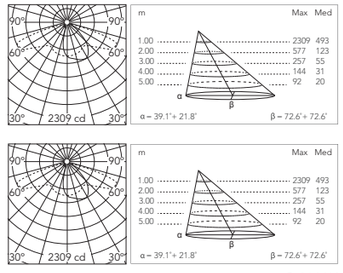

@ 3000K

Street Light Optic (Foot and Cycle Paths)

Power Led: 78W - 2x8243 lm ≠ OUTPUT 2x6261 lm - 2700K/CRI 80 - 220÷240V / 78W - 2x8832 lm ≠ OUTPUT 2x6708 lm - 3000K/CRI 80 - 220÷240V / 78W - 2x9126 lm ≠ OUTPUT 2x6932 lm - 4000K/CRI 80 - 220÷240V

2700K

Non Dimmable
- FA53911206
- FA53911233

1-10V
- FA53911206-310
- FA53911233-310

Dali
- FA53911206-300
- FA53911233-300

3000K

Non Dimmable
- FA53901806
- FA53901833

1-10V
- FA53901806-310
- FA53901833-310

Dali
- FA53901806-300
- FA53901833-300

4000K

Non Dimmable
- FA53901706
- FA53901733

1-10V
- FA53901706-310
- FA53901733-310

Dali
- FA53901706-300
- FA53901733-300

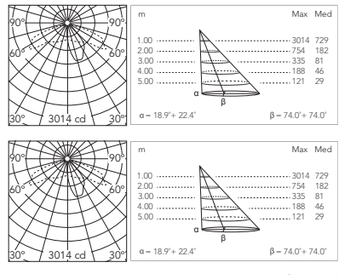

@ 3000K

Dooku 600 - Single Top Pole ø102



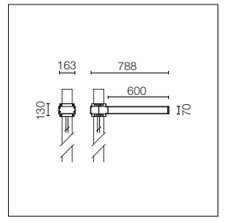

CE · IP 65 · IK 09 · LED INCL · FOR. PALO Ø 102mm · 400 mm

Inklusive LED-Quelle. Integrierte Stromversorgung 220-240 V ON/OFF und dimmbar 1-10 V oder DALI. Inklusive Befestigungsbügel. Ausgestattet mit einem 400 mm überstehenden Neoprenkabel und IP68-Individuelle Fassung für 102-mm-Pfosten. Der Pfosten muss separat bestellt werden.. Smart-City-Version auf Anfrage erhältlich.

LED source included. Integrated power supply 220-240V ON/OFF and dimmable 1-10V or DALI. Fixing bracket included. Equipped with a 400mm protruding neoprene cable section and IP68 connectors. Smart-City version available upon request.Single socket for 102mm diameter post. The post must be ordered separately. Smart-City version available upon request.

Optic 120° (Wide Spaces - Public Areas - Parking Areas)

Power Led: 78W - 8243 lm ≠ OUTPUT 6779 lm - 2700K/CRI 80 - 220÷240V / 78W - 8832 lm ≠ OUTPUT 7263 lm - 3000K/CRI 80 - 220÷240V / 78W - 9126 lm ≠ OUTPUT 7505 lm - 4000K/CRI 80 - 220÷240V

2700K

Non Dimmable
- FA53911406
- FA53911433

1-10V
- FA53911406-310
- FA53911433-310

Dali
- FA53911406-300
- FA53911433-300

3000K

Non Dimmable
- FA53902106
- FA53902133

1-10V
- FA53902106-310
- FA53902133-310

Dali
- FA53902106-300
- FA53902133-300

4000K

Non Dimmable
- FA53902006
- FA53902033

1-10V
- FA53902006-310
- FA53902033-310

Dali
- FA53902006-300
- FA53902033-300

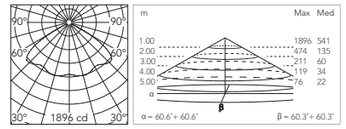

@ 3000K

Asymmetric Optic

Power Led: 78W - 8243 lm ≠ OUTPUT 6347 lm - 2700K/CRI 80 - 220÷240V / 78W - 8832 lm ≠ OUTPUT 6800 lm - 3000K/CRI 80 - 220÷240V / 78W - 9126 lm ≠ OUTPUT 7027 lm - 4000K/CRI 80 - 220÷240V

2700K

Non Dimmable
- FA53914406
- FA53914433

1-10V
- FA53914406-310
- FA53914433-310

Dali
- FA53914406-300
- FA53914433-300

3000K

Non Dimmable
- FA53916206
- FA53916233

1-10V
- FA53916206-310
- FA53916233-310

Dali
- FA53916206-300
- FA53916233-300

4000K

Non Dimmable
- FA53918006
- FA53918033

1-10V
- FA53918006-310
- FA53918033-310

Dali
- FA53918006-300
- FA53918033-300

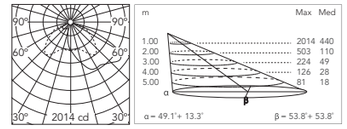

@ 3000K

Street Light Optic

Power Led: 78W - 8243 lm ≠ OUTPUT 6203 lm - 2700K/CRI 80 - 220÷240V / 78W - 8832 lm ≠ OUTPUT 6646 lm - 3000K/CRI 80 - 220÷240V / 78W - 9126 lm ≠ OUTPUT 6868 lm - 4000K/CRI 80 - 220÷240V

2700K

Non Dimmable
- FA53911606
- FA53911633

1-10V
- FA53911606-310
- FA53911633-310

Dali
- FA53911606-300
- FA53911633-300

3000K

Non Dimmable
- FA53902406
- FA53902433

1-10V
- FA53902406-310
- FA53902433-310

Dali
- FA53902406-300
- FA53902433-300

4000K

Non Dimmable
- FA53902306
- FA53902333

1-10V
- FA53902306-310
- FA53902333-310

Dali
- FA53902306-300
- FA53902333-300

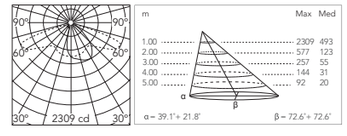

@ 3000K

Street Light Optic (Foot and Cycle Paths)

Power Led: 78W - 8243 lm ≠ OUTPUT 6261 lm - 2700K/CRI 80 - 220÷240V / 78W - 8832 lm ≠ OUTPUT 6708 lm - 3000K/CRI 80 - 220÷240V / 78W - 9126 lm ≠ OUTPUT 6932 lm - 4000K/CRI 80 - 220÷240V

2700K

Non Dimmable
- FA53911806
- FA53911833

1-10V
- FA53911806-310
- FA53911833-310

Dali
- FA53911806-300
- FA53911833-300

3000K

Non Dimmable
- FA53902706
- FA53902733

1-10V
- FA53902706-310
- FA53902733-310

Dali
- FA53902706-300
- FA53902733-300

4000K

Non Dimmable
- FA53902606
- FA53902633

1-10V
- FA53902606-310
- FA53902633-310

Dali
- FA53902606-300
- FA53902633-300

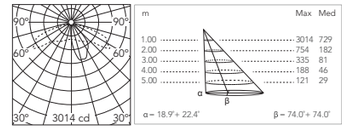

@ 3000K

Dooku 600 - Double Top Pole ø102



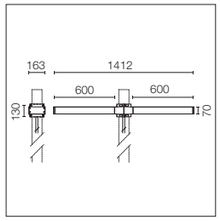

CE · IK 09 · IP 65 · LED INCL · FOR PALO Ø102mm · 400 mm

Inklusive LED-Quelle. Integrierte Stromversorgung 220-240 V ON/OFF und dimmbar 1-10 V oder DALI. Inklusive Befestigungsbügel. Ausgestattet mit einem 400 mm überstehenden Neoprenkabel und IP68-Doppelte Fassung für 102-mm-Pfosten. Der Pfosten muss separat bestellt werden. Smart-City-Version auf Anfrage erhältlich.

LED source included. Integrated power supply 220-240V ON/OFF and dimmable 1-10V or DALI. Fixing bracket included. Equipped with a 400mm protruding neoprene cable section and IP68 connectors. Double socket for 102mm diameter post. The post must be ordered separately. Smart-City version available upon request.

Optic 120° (Wide Spaces - Public Areas - Parking Areas)

Power Led: 78W - 2x8243 lm ≠ OUTPUT 2x6779 lm - 2700K/CRI 80 - 220÷240V / 78W - 2x8832 lm ≠ OUTPUT 2x7263 lm - 3000K/CRI 80 - 220÷240V / 78W - 2x9126 lm ≠ OUTPUT 2x7505 lm - 4000K/CRI 80 - 220÷240V

2700K

Non Dimmable
- FA53912006
- FA53912033

1-10V
- FA53912006-310
- FA53912033-310

Dali
- FA53912006-300
- FA53912033-300

3000K

Non Dimmable
- FA53903006
- FA53903033

1-10V
- FA53903006-310
- FA53903033-310

Dali
- FA53903006-300
- FA53903033-300

4000K

Non Dimmable
- FA53902906
- FA53902933

1-10V
- FA53902906-310
- FA53902933-310

Dali
- FA53902906-300
- FA53902933-300

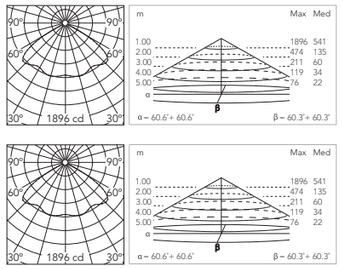

@ 3000K

Asymmetric Optic

Power Led: 78W - 2x8243 lm ≠ OUTPUT 2x6347 lm - 2700K/CRI 80 - 220÷240V / 78W - 2x8832 lm ≠ OUTPUT 2x6800 lm - 3000K/CRI 80 - 220÷240V / 78W - 2x9126 lm ≠ OUTPUT 2x7027 lm - 4000K/CRI 80 - 220÷240V

2700K

Non Dimmable
- FA53914606
- FA53914633

1-10V
- FA53914606-310
- FA53914633-310

Dali
- FA53914606-300
- FA53914633-300

3000K

Non Dimmable
- FA53916406
- FA53916433

1-10V
- FA53916406-310
- FA53916433-310

Dali
- FA53916406-300
- FA53916433-300

4000K

Non Dimmable
- FA53918206
- FA53918233

1-10V
- FA53918206-310
- FA53918233-310

Dali
- FA53918206-300
- FA53918233-300

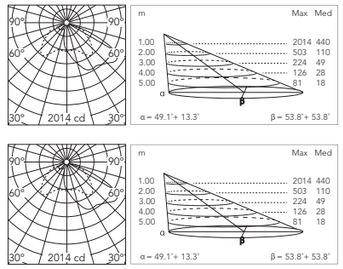

@ 3000K

Street Light Optic

Power Led: 78W - 2x8243 lm ≠ OUTPUT 2x6203 lm - 2700K/CRI 80 - 220÷240V / 78W - 2x8832 lm ≠ OUTPUT 2x6646 lm - 3000K/CRI 80 - 220÷240V / 78W - 2x9126 lm ≠ OUTPUT 2x6868 lm - 4000K/CRI 80 - 220÷240V

2700K

Non Dimmable
- FA53912206
- FA53912233

1-10V
- FA53912206-310
- FA53912233-310

Dali
- FA53912206-300
- FA53912233-300

3000K

Non Dimmable
- FA53903306
- FA53903333

1-10V
- FA53903306-310
- FA53903333-310

Dali
- FA53903306-300
- FA53903333-300

4000K

Non Dimmable
- FA53903206
- FA53903233

1-10V
- FA53903206-310
- FA53903233-310

Dali
- FA53903206-300
- FA53903233-300

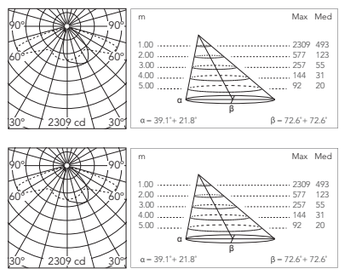

@ 3000K

Street Light Optic (Foot and Cycle Paths)

Power Led: 78W - 2x8243 lm ≠ OUTPUT 2x6261 lm - 2700K/CRI 80 - 220÷240V / 78W - 2x8832 lm ≠ OUTPUT 2x6708 lm - 3000K/CRI 80 - 220÷240V / 78W - 2x9126 lm ≠ OUTPUT 2x6932 lm - 4000K/CRI 80 - 220÷240V

2700K

Non Dimmable
- FA53912406
- FA53912433

1-10V
- FA53912406-310
- FA53912433-310

Dali
- FA53912406-300
- FA53912433-300

3000K

Non Dimmable
- FA53903606
- FA53903633

1-10V
- FA53903606-310
- FA53903633-310

Dali
- FA53903606-300
- FA53903633-300

4000K

Non Dimmable
- FA53903506
- FA53903533

1-10V
- FA53903506-310
- FA53903533-310

Dali
- FA53903506-300
- FA53903533-300

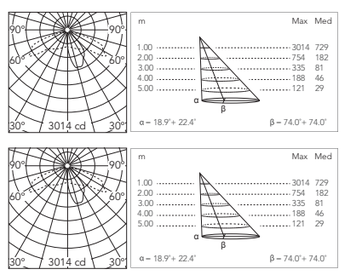

@ 3000K

Dooku / Ø 76mm - Poles

Mit Boden und Zugangstür. Mit Terminal Block 4x1,5-16mmq.

With Base and Access Door .
With Terminal Block 4x1,5-16mmq.



H 3500mm
- FA24806
- FA24833

H 4500mm
- FA24906
- FA24933

Bodeneinbau (+500 mm Wurzel) Mit Zugangstür. Mit Terminal Block 4x1,5-16mmq

In-Ground (+500 mm Root) With Access Door
With Terminal Block 4x1,5-16mmq



H 3500mm
- FA25006
- FA25033

H 4500mm
- FA25106
- FA25133

Dooku / Ø 102mm - Poles

Mit Boden und Zugangstür. Mit Terminal Block 4x1,5-16mmq.

With Base and Access Door .
With Terminal Block 4x1,5-16mmq.



H 4000mm
- FA414006
- FA414033

H 5000mm
- FA415006
- FA415033

Bodeneinbau (+500 mm Wurzel) Mit Zugangstür. Mit Terminal Block 4x1,5-16mmq

In-Ground (+500 mm Root) With Access Door
With Terminal Block 4x1,5-16mmq



H 4000mm
- FA414506
- FA414533

H 5000mm
- FA415506
- FA415533

Dooku: Zubehörteile / Accessories

Stiftschraubenplatte.	Base plate with bolt.	FA116	 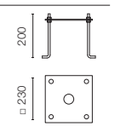
Überspannungsschutzgerät. 275 Vac. Maximaler Entladestrom 10KA (8 / 20µs). Maximaler Betriebsstrom 5A. Geeignet für Reihenschaltung. IP66.	Surge protection device. 275Vac. Maximum discharge current 10KA (8/20µs). Maximum operating current 5A. Suitable for series connection. IP66.	F990E00A000	 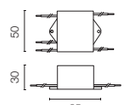

Klassifikation und Zulassung / Classification and homologatio

Leuchtenschutzklassen / Luminaires classification



Klasse I: Leuchten, bei denen der Schutz gegen elektrischen Schlag nicht nur auf der Basisisolierung beruht, sondern bei denen zusätzliche Sicherheitsvorkehrungen getroffen werden. Alle berührbaren unter Spannung stehenden Teile müssen an einen Schutzleiter (Erdungsan-schluß) angeschlossen sein.

Class I: Luminaire in which protection against electrical shocks is not just based on the basic insulation but also on an additional safety precautions consisting of connecting the accesible conductive parts to a safety conductor (earth).



Klasse II: Leuchten, bei denen der Schutz gegen elektrischen Schlag nicht nur auf der Basisisolierung beruht, sondern die über zusätzliche Sicherheitsvorkehrungen durch doppelte Isolierung verfügen ohne Erdungsanschluß.

Class II: Luminaire in which protection against electrical shocks is not just based on the basic insulation but also on an additional safety precautions consisting of double reinforced insulation without conductive parts to a safety conductor (earth).



Klasse III: Leuchten, bei denen der Schutz gegen elektrischen Schlag durch den Anschluß an eine Schutz-kleinspannung erreicht wird; es dürfen keine höhere Spannung produziert werden. Eine Leuchte der Klasse III darf niemals einen Schutzleiteranschluß enthalten.

Class III: Luminaire in which protection against electrical shocks is based on the very low safety supply voltage and no voltages are produced higher than this. A Class III luminaire must never be provided with earthing.

Zulassungen / Homologations



Alle im Rahmen dieses Programms produzierten und präsentierten Leuchten wurden konform zu der Europäischen Norm EN 60 598 hergestellt und entsprechen damit den Anforderungen der Richtlinie 73/23 EWG (Niederspannungsrichtlinie). Der Herstellungsprozess garantiert ebenfalls die Konformität zur Richtlinie 89/336 EWG welches die elektromagnetische Verträglichkeit betrifft. Alle dem Anwendungsbereich der oben genannten Richtlinien unterliegenden Produkte enthalten das CE Zeichen, welches die Konformität zu den jeweiligen Anforderungen kennzeichnet.

All lamps manufactured and illustrated in this catalog comply with European Standard EN 60 598 and consequently meet the requirements set forth in Directive 73/23 EEC (Low Voltage Directive). They also comply with Directive 89/336 covering electromagnetic compatibility. All products falling under the scope of the above-mentioned Directives bear the CE mark as proof of their compliance with the respective requirements.



Das ENEC-Zeichen auf dem Produkt gewährleistet die Einhaltung der europäischen Normen, sowie zuverlässige Organisation und Produktionssysteme. Dieses Prüfzeichen steht für unser Engagement und gibt die beste Garantie in Bezug auf Sicherheit und Qualität unserer Produkte.

The ENEC mark on the product stands for the compliance of European Standard as well as a trustworthy organisation and product system and is guaranteed by an accredited certification body. This agreed mark stands for our engagement and represents the best guarantee in security and quality matter of our products.



Der spanische Verband für Normen und Zertifizierung AENOR, bescheinigt, daß das von Antares Iluminación, S. A. angewendete Qualitätssicherungssystem den Anforderungen der Normen UNE-EN ISO-9001 - Qualitätssicherungssystem - entspricht.

The Spanish Association for Standards and Certification AENOR, certifies that quality assurance system adopted by Antares Iluminación, S.A. complies with the requirements of the standard UNE-EN ISO-9001 Quality Systems.

Schutzart / Degree of protection

IP
20

Schutzgrad gegen feste Fremdkörper und Wasser.

Protection degree offered by the fixture to the ingress of solids and liquids.

IP
20

1. Kennziffer: Schutz gegen Eindringen fester Körper: 0 Ungeschützt. - 1 Fremdkörper grösser als 50 mm. - 2 Geschützt gegen feste Fremdkörper grösser als 12 mm. - 3 Geschützt gegen feste Fremdkörper grösser als 2,5 mm. - 4 Geschützt gegen feste Fremdkörper grösser als 1 mm. - 5 Staubgeschützt. - 6 Staubgeschützt.

1st figure, protection against penetration by solid bodies: 0 No protection - 1 Protected against solid bodies over 50 mm in diameter - 2 Protected against solid bodies over 12 mm in diameter - 3 Protected against solid bodies over 2,5 mm in diameter - 4 Protected against solid bodies over 1 mm in diameter - 5 Protected against dust - 6 Fully protected against dust.

IP
2**0**

2. Kennziffer: 0 Ungeschützt. - 1 Geschützt gegen senkrecht fallendes Tropfwasser. - 2 Geschützt gegen senkrecht - fallendes Tropfwasser. - 3 Geschützt gegen schräg fallendes Sprühwasser mit einem Winkel bis zu 60°. - 4 Geschützt gegen Spritzwasser. - 5 Geschützt gegen Strahlwasser. - 6 Geschützt gegen schwere See. - 7 Geschützt gegen Untertauchen. - 8 Geschützt gegen dauerhaftes Untertauchen.

2nd figure, protection against penetration by water: 0 No protection - 1 Protected against drops of water falting vertically - 2 Protected against drops of water at a max. inclination of 15 degrees - 3 Protected against drops of water at a max. inclination of 60 degrees - 4 Protected against splashed of water - 5 Protected against jets of water - 6 Protected against waves - 7 Protected against immersión - 8 Protected against long term immersión.

Piktogramme / Pictography

Gemäß den Bestimmungen der Verordnung (EU) Nr. 874/2012, als Ergänzung zur Richtlinie 2010/30/EU über die Angabe des Verbrauchs an Energie durch energieverbrauchsrelevante Produkte mittels einheitlicher Etiketten und über die Kompatibilität der Leuchtkörper mit den verschiedenen (integrierten oder mit ihnen kompatiblen) Lichtquellen, hat Flos S.p.A. die erforderlichen Etiketten in elektronischem Format auf seiner Website (www.flos.com) im produktspezifischen Bereich eingefügt. Zum Herunterladen der Etiketten in den verschiedenen, auf europäischer Ebene vorgesehenen Sprachen, gehen Sie wie folgt vor: • Wählen Sie die gewünschte Kollektion bzw. das gewünschte Produkt (z. B. http://www.flos.com/decorative/en/products/floor/Arco) • Klicken Sie auf “Siehe technisches datenblatt” • Klicken Sie auf “Print Energy Label” • Wählen Sie die Sprache und drucken Sie das Etikett.

In accordance with the provisions of Regulation 874/2012/EU and integration of the Directive 2010/30/EU concerning labeling indicating the energy consumption of electric lamps and the compatibility of lighting appliances with different light sources (integrated or compatible with these), Flos SpA has inserted the required labels, in electronic form, on its website (www.flos.com) in the area relating to products. The methods to download the labels in different languages envisaged at Community level are as follows: • Choose the collection/product you are interested in (for ex: http://www.flos.com/decorative/en/products/floor/Arco) • Click on “see specs sheet” • Click on “Print Energy Label” • Select the language and print the label.

Symbols



Statische Belastung: Widerstandsfähigkeit gegen statische Belastung.

Static load: Resistance to static load.
In compliance with CEI EN 60598-2-13 standards.



Überfahrbarkeits-Widerstandsfähigkeit gegen Drehmoment- und Schubbeanspruchung.
In Übereinstimmung mit der Norm CEI EN 60598-2-13.

Drive over Resistance to torque and shear loads.
In compliance with CEI EN 60598-2-13 standards.



Diffusortemperatur in Übereinstimmung mit CEI EN 60598-2-13. Prüfen Sie, dass die Diffusortemperatur „T max °C“ (getestet bei 25 °C) mit Ihren lokalen Vorschriften übereinstimmt. Glasoberflächentemperatur <70 °C für LED-Quelle.

Diffuser temperature according to CEI EN 60598-2-13. Check that diffuser's temperature "T max °C" (tested at 25°C) complies with your local regulation. Glass surface temperature <70°C for LED source



Hinweis zur Installation von Einbauleuchten:
Es ist wichtig, eine beständige Kiesdecke oder ein Abflusssystem vorzusehen, um eine gute Entwässerung zu gewährleisten und Wasseransammlung zu vermeiden.
Die Leuchte darf nicht in hohlen Oberflächen montiert werden.

Advice on installation of recessed luminaires:
It is important to provide a consistent gravel layer or drain system to ensure good drainage and to avoid water stagnation.
The luminaire must not be installed in hollow surfaces.

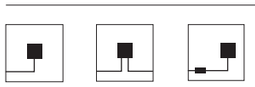

Elektrische Verbindung:
Verkabelung über Kabeleingang, über zwei Kabeleingänge oder über einen entfernt installierten Speisetransformator (separat zu bestellen).

Electric connection:
Wiring through cable input, through two cable inputs or through a feeding transformer installed on remote position (to be ordered separately).

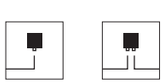

Die Leuchte ist mit 1 oder 2 Kabeleingängen ausgestattet.

Luminaire is equipped with 1 or 2 cable input.



Die Leuchte ist mit Kabel und Stecker ausgestattet.

Luminaire is equipped with cable and plug.



Schutz gegen das Eindringen von Wasser aus dem Kabel.

Protection against water ingress from the cable



Oberflächeninstallation an der Wand, Boden oder Decke.

Surface installation on wall, on ground or on ceiling.



Installation als Mast.

Installation on pole.



Bodeninstallation (Einbauleuchte)
Hängeleuchte.

In-ground installation (recessed luminaire)
Suspended fitting.



Glühdrahtprüfung IEC 60695-2-10: Die Glühdrahtprüfung dient zur Simulation der Wärmeeinwirkung, wie sie bei elektrischen Geräten auftreten kann, z. B. bei überlasteten (spezifizierte Temperatur).

Glow wire test IEC 60695-2-10: the glow wire test is used to simulate the effect of heat as may arise in malfunctioning electrical equipment, such as with overloaded (specified temperature).

Symbols



Widerstandsfähigkeit gegen äußere mechanische Einwirkungen:
Der IK-Code bezieht sich auf die maximale äußere Einwirkung, die die Leuchte standhalten kann, ohne irreversible Schäden davonzutragen.
In Übereinstimmung mit der Norm EN50102.

Resistance to external mechanical impacts:
IK code refers to the maximum external impact the luminaire is capable to withstand, without irreversible damage.
In compliance with EN50102 standards.

IK code	**Impact Energy** (Joule)	**Mass/Height**
IK00	0,00	-----
IK01	0,15	0,2Kg/70mm
IK02	0,20	0,2Kg/100mm
IK03	0,35	0,2Kg/175mm
IK04	0,50	0,2Kg/250mm
IK05	0,70	0,2Kg/350mm
IK06	1,00	0,5Kg/200mm
IK07	2,00	0,5Kg/400mm
IK08	5,00	1,7Kg/295mm
IK09	10,00	5,0Kg/200mm
IK10	20,00	5,0Kg/400mm

Tecnical Schemes

Schaltplan und Beispiel für eine Reihenschaltung / Wiring Diagram and sample series installation

n.1

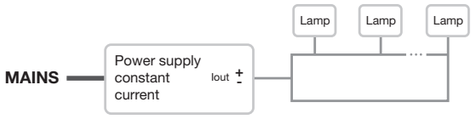

Schaltplan und Beispiel für eine Parallelschaltung / Wiring Diagram and sample parallel installation

n.2

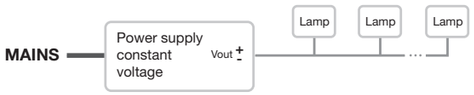

Schaltplan und Beispiel für eine dimmbare Reihenschaltung / Wiring Diagram and sample dimmable series installation

n.3

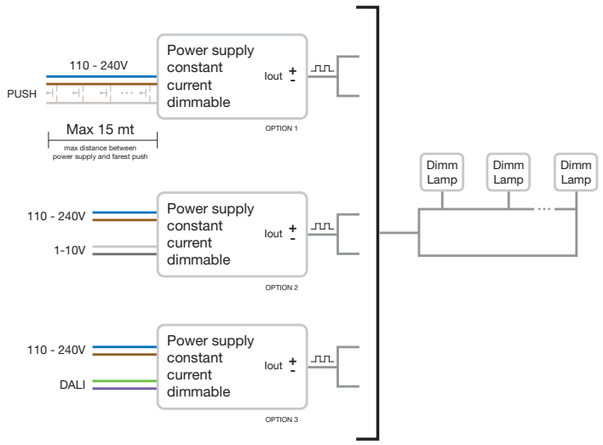

Schaltplan und Beispiel für eine dimmbare Parallelschaltung / Wiring Diagram and sample dimmable parallel installation

n.4

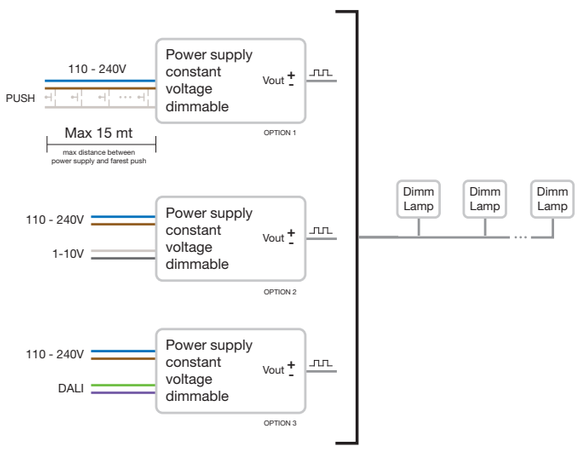

Basic DMX Wiring Scheme

Ein DMX-System kann eine unbegrenzte Anzahl von Leuchten enthalten, wenn die folgenden Regeln beachtet werden:

- Verwenden Sie geeignete Kabel für den DMX-Bus: geschirmtes verdrilltes Doppelkabel mit 110 Ohm konstanter Impedanz (z.B. Cod.186). Die Verwendung unterschiedlicher Kabel garantiert nicht die gleiche Leistung.
- Alle 400m Kabel muss das DMX-Bussignal mit einem Verteiler regeneriert werden. Dies ermöglicht, die Installation zu erweitern.
- Alle 20 Leuchten muss das DMX-Bussignal mit einem Verteiler regeneriert werden. Dies ermöglicht, die Installation zu erweitern.
- Alle Leuchten müssen in Reihe an den DMX-Bus angeschlossen werden. Es ist keine Sternschaltung erlaubt. Es ist zu berücksichtigen, dass die Verwendung eines Verteilers das Problem lösen kann, einen Buseingang und mehrere Busausgänge zu haben.
- Jedes Kabel muss einen Abschlusswiderstand von 120 Ohm haben.

A DMX system can include an unlimited number of fixtures on condition that the following rules are respected:

- Use suitable cables for DMX bus: shielded twisted pair with 110 Ohm constant impedance (e.g. Cod.186). The use of different cables doesn't assure the same performance.
- Every 400mt of cable the DMX bus signal needs to be regenerated with a Splitter. This allows to extend the installation.
- Every 20 fixtures the DMX bus signal needs to be regenerated with a Splitter. This allows to extend the installation.
- All fixtures have to be connected in series to the DMX bus. No star connection allowed. It has to be taken into account that the use of a splitter can solve the problem having one bus input and more bus output.
- Each cable must have a 120 Ohm termination resistor.

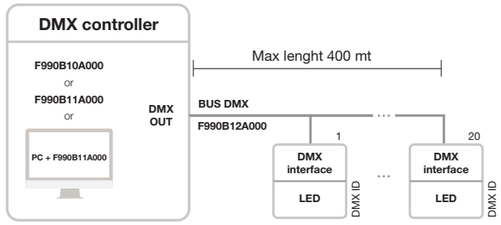

Extended DMX Wiring Pattern

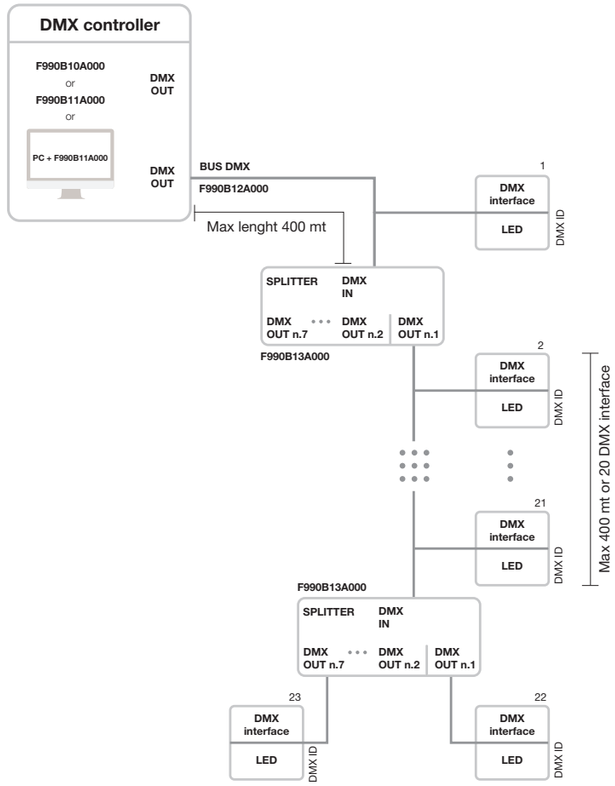

Tecnical Schemes

Schaltplan und Beispielinstallation / Wiring Diagram and sample installation.

n.5

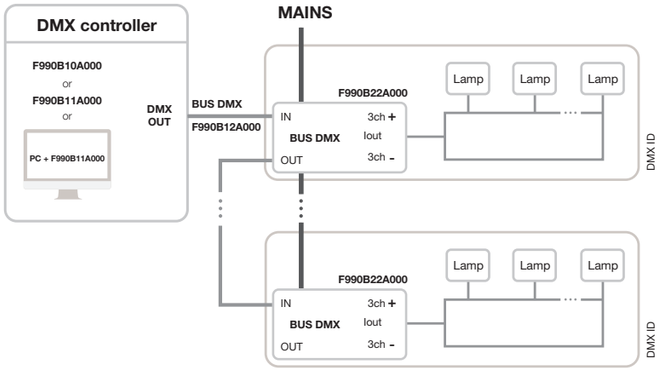

Schaltplan und Beispielinstallation / Wiring Diagram and sample installation.

n.6

Tecnical Schemes

Schaltplan und Beispielinstallation / Wiring Diagram and sample installation.

n.7

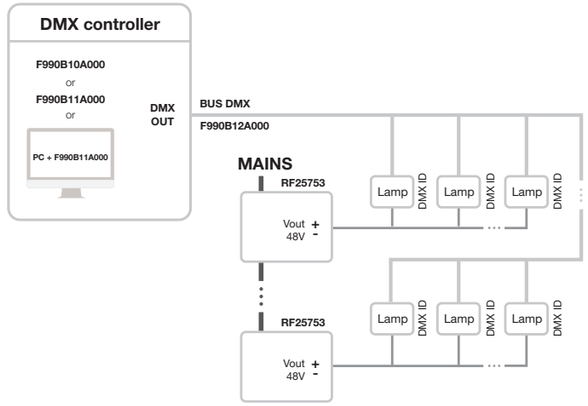

Schaltplan und Beispielinstallation / Wiring Diagram and sample installation.

n.8

Hinweis

Verkabelung von LED-Leuchten, die mit Konstantstrom betrieben werden und in Reihe geschaltet sind (Schema 1, 3 und 5): Schließen Sie die Leuchte niemals an eine eingeschaltete Stromversorgung an.
Schließen Sie die Leuchten immer an die Stromgversorgung an, und zwar erst, nachdem Sie die Stromversorgung mit dem Netz verbunden haben.

Anschlusspläne: Leuchten mit konstantem Strom müssen immer in Reihe geschaltet werden; Leuchten mit konstanter Spannung müssen immer parallel geschaltet werden.
Achten Sie immer auf die Polarität entsprechend dem Gleichstromsystem.

Stromversorgungen müssen immer mit den Installationsmerkmalen übereinstimmen: Verwenden Sie niemals ein Konstantstromversorgung für eine Leuchte mit konstanter Spannung und umgekehrt.
Bei der Wahl der Stromversorgung muss der tatsächliche Stromverbrauch der Leuchte (Angaben im Katalog) mit einem Zuschlag von 20 % berücksichtigt werden, um eventuelle Verluste bei der Installation zu vermeiden.

LED-Leuchten und -Stromversorgungen sind gegen Störungen auf der Leitung geschützt. Es wird jedoch dringend empfohlen, spezielle Versorgungsleitungen einzurichten, um mögliche plötzliche und starke Störungen (induktive Lasten wie Pumpen oder Entladungslampen) zu vermeiden, die das LED-Modul beschädigen könnten.

Attention

Wiring of LED luminaires run in constant current and connected in series (schemes 1,3 and 5): Never connect the luminaire to a switched on power supply.
Always connect luminaires to the power supply, and only after connect the power supply to the mains.

Connection schemes: Luminaires in constant current must always be connected in series; luminaires in constant tension must always be connected in parallel.
Always respect polarity according to the DC system.

Power Supplies must always match installation features: Never use a constant current power supply on a constant tension luminaire and vice versa.

The choice of the power supply must take into account the real power consumption of the luminaire (data shown in the catalogue) with a 20% increase to face any potential loss on the installation.

LED Luminaires and power supplies are protected against interferences on the line, it is anyway highly recommended to set dedicated feeding lines to avoid any potential sudden and severe interference (inductive loads like pumps or discharge lamps) that are likely to damage the LED module.

Alphabetical Index

45	246	I - Ron	228
A-Rise	344	IC_Light	98
A-Round	334	In Vitro	46
Aimer	568	Kirk	548
Bellhop	158	Klein Pro	208
Belvedere	196	Landlord	140
C-Me	390	Leila	536
Camouflage	272	Lighting In The Rain	132
Casting	170	Marco	316
Caule	106	Mile	56
Cielo	476	My Way	264
Climber	282	Outgraze	414
Dooku	648	Perseo	624
Eclipse	488	Platter	508
Emma	520	Pointbreak	16
Fenestra	326	Real Matter	254
Flauta	122	Spock	556
Captain Flint	90	Talia	236
Franco	602	Tau	464
Gobi	368	Walkstick	182
Heavy Metal	294	Zefiro	218
Hyperion	498		

Gewährleistung

ARES s.r.l. garantiert dem Käufer die zufriedenstellende Funktion seiner Produkte für einen Zeitraum von zwei Jahren ab dem Kaufdatum (Rechnungsdatum).

Innerhalb der Garantiezeit werden alle Mängel an ARES s.r.l. -Produkten, die auf Material- oder Verarbeitungsfehler zurückzuführen sind, kostenlos behoben.

ARES s.r.l. behält sich das Recht vor, den Fehler durch Reparatur, Austausch oder Ersatz zu beheben.

Die Garantie deckt nicht ab und der Hersteller haftet nicht für:

Teile und Materialien, die einem ständigen Verschleiß unterliegen;
Probleme, die auf äußere Ursachen zurückzuführen sind, wie z. B. Unfall, Missbrauch, Fehlgebrauch, falsche Handhabung, Fahrlässigkeit, Feuer, Diebstahl, Vandalismus, Aufruhr, Explosion, Naturkatastrophen oder andere äußere Ursachen, die nicht mit einem Produktfehler zusammenhängen;
Bedingungen, die auf eine fehlerhafte Installation, falsche Anwendung, extreme Umgebungsbedingungen, die über die in der Produktspezifikation definierten Bedingungen hinausgehen, Unter- oder Überspannungssituationen, Nichteinhaltung der geltenden Anweisungen, unsachgemäße oder unzureichende Handhabung, Versand, Wartung, Fahrlässigkeit, Unfall oder Manipulationen hinweisen;
Inkompatibilität, unsachgemäße Konstruktion, Herstellung, Installation, Betrieb oder Wartung von Produkten, die nicht vom Hersteller geliefert wurden;
Situationen, in denen Betriebsgeräte, Leuchten oder sonstige Teile des Herstellers durch Teile anderer Hersteller ersetzt werden;
Die Qualität der Installation von Produkten des Herstellers hängt vom Installateur dieser Produkte ab. So würden die oben genannten Garantien beispielsweise keine Probleme abdecken, die sich aus den Installationsmethoden eines solchen Installateurs ergeben.
Kleine Mängel, die den Wert oder den Betrieb nur unwesentlich beeinträchtigen.

Die Garantie gilt nicht für andere Ansprüche (z. B. zusätzliche Kosten, die dem Kunden entstehen), es sei denn, sie wurden vom Hersteller schriftlich vereinbart und anerkannt.

Warranty

ARES s.r.l. warrants to the Buyer the satisfactory operation of its products for the period of two years from date of Purchaser's purchase (the invoice date).

Within the warranty period any defects with ARES s.r.l. products as a result of faulty materials or workmanship will be rectified free of charge.

ARES s.r.l. reserves the right to rectify the fault by repair, exchange or replacement.

The warranty does not cover and the manufacturer will not be liable for:

Parts and materials subject to continuous wear;
Problems resulting from external causes such us accident, abuse, misuse, mishandling, negligence, fire, theft, vandalism, riot, explosion, natural disaster, or other external causes unrelated to product defect;
Conditions demonstrating faulty installation, misapplication, extreme environmental conditions beyond those defined in the product specification, under/over voltage situations, lack of compliance with applicable instructions, improper or inadequate handling, shipping, maintenance, negligence, accident, or tampering;
Incompatibility, improper design, manufacture, installation, operation or maintenance of products not supplied by Manufacturer;
Situations in which manufacturer's control gears fixtures and or any parts are replaced with those from other manufacturers;
The quality of the installation on Manufacturer products by the installer of those products. For example, the above warranties would not cover problems resulting from such an installer's installation methods.
Small defects having a negligible effect in value or operation.

The warranty does not apply to any other claims (for instance additional cost incurred by the customer) unless agreed and accepted by the manufacturer in writing.

Page	Reference	Page	Reference	Page	Reference	Page	Reference	Page	Reference
202	F001A21A001	202	F001B21B001	203	F001C23A001	204	F001D22B001	204	F001D41B001
202	F001A21A006	202	F001B21B006	203	F001C23A006	204	F001D22B006	204	F001D41B006
202	F001A21A012	202	F001B21B012	203	F001C23A012	204	F001D22B012	204	F001D41B012
202	F001A21A018	202	F001B21B018	203	F001C23A018	204	F001D22B018	204	F001D41B018
202	F001A21A030	202	F001B21B030	203	F001C23A030	204	F001D22B030	204	F001D41B030
202	F001A21A033	202	F001B21B033	203	F001C23A033	204	F001D22B033	204	F001D41B033
202	F001A21B001	202	F001B21D001	203	F001C31A001	204	F001D23A001	204	F001D42A001
202	F001A21B006	202	F001B21D006	203	F001C31A006	204	F001D23A006	204	F001D42A006
202	F001A21B012	202	F001B21D012	203	F001C31A012	204	F001D23A012	204	F001D42A012
202	F001A21B018	202	F001B21D018	203	F001C31A018	204	F001D23A018	204	F001D42A018
202	F001A21B030	202	F001B21D030	203	F001C31A030	204	F001D23A030	204	F001D42A030
202	F001A21B033	202	F001B21D033	203	F001C31A033	204	F001D23A033	204	F001D42A033
202	F001A21D001	202	F001B31A001	203	F001C32A001	204	F001D23B001	204	F001D42B001
202	F001A21D006	202	F001B31A006	203	F001C32A006	204	F001D23B006	204	F001D42B006
202	F001A21D012	202	F001B31A012	203	F001C32A012	204	F001D23B012	204	F001D42B012
202	F001A21D018	202	F001B31A018	203	F001C32A018	204	F001D23B018	204	F001D42B018
202	F001A21D030	202	F001B31A030	203	F001C32A030	204	F001D23B030	204	F001D42B030
202	F001A21D033	202	F001B31A033	203	F001C32A033	204	F001D23B033	204	F001D42B033
202	F001A31A001	202	F001B31B001	203	F001C33A001	204	F001D31A001	204	F001D43A001
202	F001A31A006	202	F001B31B006	203	F001C33A006	204	F001D31A006	204	F001D43A006
202	F001A31A012	202	F001B31B012	203	F001C33A012	204	F001D31A012	204	F001D43A012
202	F001A31A018	202	F001B31B018	203	F001C33A018	204	F001D31A018	204	F001D43A018
202	F001A31A030	202	F001B31B030	203	F001C33A030	204	F001D31A030	204	F001D43A030
202	F001A31A033	202	F001B31B033	203	F001C33A033	204	F001D31A033	204	F001D43A033
202	F001A31B001	202	F001B31D001	203	F001C41A001	204	F001D31B001	204	F001D43B001
202	F001A31B006	202	F001B31D006	203	F001C41A006	204	F001D31B006	204	F001D43B006
202	F001A31B012	202	F001B31D012	203	F001C41A012	204	F001D31B012	204	F001D43B012
202	F001A31B018	202	F001B31D018	203	F001C41A018	204	F001D31B018	204	F001D43B018
202	F001A31B030	202	F001B31D030	203	F001C41A030	204	F001D31B030	204	F001D43B030
202	F001A31B033	202	F001B31D033	203	F001C41A033	204	F001D31B033	204	F001D43B033
202	F001A31D001	202	F001B41A001	203	F001C42A001	204	F001D32A001	205	F001E21A001
202	F001A31D006	202	F001B41A006	203	F001C42A006	204	F001D32A006	205	F001E21A006
202	F001A31D012	202	F001B41A012	203	F001C42A012	204	F001D32A012	205	F001E21A012
202	F001A31D018	202	F001B41A018	203	F001C42A018	204	F001D32A018	205	F001E21A018
202	F001A31D030	202	F001B41A030	203	F001C42A030	204	F001D32A030	205	F001E21A030
202	F001A31D033	202	F001B41A033	203	F001C42A033	204	F001D32A033	205	F001E21A033
202	F001A41A001	202	F001B41B001	203	F001C43A001	204	F001D32B001	205	F001E21B001
202	F001A41A006	202	F001B41B006	203	F001C43A006	204	F001D32B006	205	F001E21B006
202	F001A41A012	202	F001B41B012	203	F001C43A012	204	F001D32B012	205	F001E21B012
202	F001A41A018	202	F001B41B018	203	F001C43A018	204	F001D32B018	205	F001E21B018
202	F001A41A030	202	F001B41B030	203	F001C43A030	204	F001D32B030	205	F001E21B030
202	F001A41A033	202	F001B41B033	203	F001C43A033	204	F001D32B033	205	F001E21B033
202	F001A41B001	202	F001B41D001	204	F001D21A001	204	F001D33A001	205	F001E21D001
202	F001A41B006	202	F001B41D006	204	F001D21A006	204	F001D33A006	205	F001E21D006
202	F001A41B012	202	F001B41D012	204	F001D21A012	204	F001D33A012	205	F001E21D012
202	F001A41B018	202	F001B41D018	204	F001D21A018	204	F001D33A018	205	F001E21D018
202	F001A41B030	202	F001B41D030	204	F001D21A030	204	F001D33A030	205	F001E21D030
202	F001A41B033	202	F001B41D033	204	F001D21A033	204	F001D33A033	205	F001E21D033
202	F001A41D001	203	F001C21A001	204	F001D21B001	204	F001D33B001	205	F001E22A001
202	F001A41D006	203	F001C21A006	204	F001D21B006	204	F001D33B006	205	F001E22A006
202	F001A41D012	203	F001C21A012	204	F001D21B012	204	F001D33B012	205	F001E22A012
202	F001A41D018	203	F001C21A018	204	F001D21B018	204	F001D33B018	205	F001E22A018
202	F001A41D030	203	F001C21A030	204	F001D21B030	204	F001D33B030	205	F001E22A030
202	F001A41D033	203	F001C21A033	204	F001D21B033	204	F001D33B033	205	F001E22A033
202	F001B21A001	203	F001C22A001	204	F001D22A001	204	F001D41A001	205	F001E22B001
202	F001B21A006	203	F001C22A006	204	F001D22A006	204	F001D41A006	205	F001E22B006
202	F001B21A012	203	F001C22A012	204	F001D22A012	204	F001D41A012	205	F001E22B012
202	F001B21A018	203	F001C22A018	204	F001D22A018	204	F001D41A018	205	F001E22B018
202	F001B21A030	203	F001C22A030	204	F001D22A030	204	F001D41A030	205	F001E22B030
202	F001B21A033	203	F001C22A033	204	F001D22A033	204	F001D41A033	205	F001E22B033

Page	Reference	Page	Reference	Page	Reference	Page	Reference	Page	Reference
205	F001E22D001	205	F001E33A001	205	F001E43B001	206	F001F43A001	207	F001Z010000
205	F001E22D006	205	F001E33A006	205	F001E43B006	206	F001F43A006	195	F001Z020000
205	F001E22D012	205	F001E33A012	205	F001E43B012	206	F001F43A012	207	F001Z030000
205	F001E22D018	205	F001E33A018	205	F001E43B018	206	F001F43A018	207	F001Z040000
205	F001E22D030	205	F001E33A030	205	F001E43B030	206	F001F43A030	214	F002A20A001.A
205	F001E22D033	205	F001E33A033	205	F001E43B033	206	F001F43A033	214	F002A20A006.A
205	F001E23A001	205	F001E33B001	205	F001E43D001	207	F001G21A001	214	F002A20A012.A
205	F001E23A006	205	F001E33B006	205	F001E43D006	207	F001G21A006	214	F002A20A018.A
205	F001E23A012	205	F001E33B012	205	F001E43D012	207	F001G21A012	214	F002A20A030.A
205	F001E23A018	205	F001E33B018	205	F001E43D018	207	F001G21A018	214	F002A20A033.A
205	F001E23A030	205	F001E33B030	205	F001E43D030	207	F001G21A030	214	F002A20B001.A
205	F001E23A033	205	F001E33B033	205	F001E43D033	207	F001G21A033	214	F002A20B006.A
205	F001E23B001	205	F001E33D001	206	F001F21A001	207	F001G22A001	214	F002A20B012.A
205	F001E23B006	205	F001E33D006	206	F001F21A006	207	F001G22A006	214	F002A20B018.A
205	F001E23B012	205	F001E33D012	206	F001F21A012	207	F001G22A012	214	F002A20B030.A
205	F001E23B018	205	F001E33D018	206	F001F21A018	207	F001G22A018	214	F002A20B033.A
205	F001E23B030	205	F001E33D030	206	F001F21A030	207	F001G22A030	214	F002A20D001.A
205	F001E23B033	205	F001E33D033	206	F001F21A033	207	F001G22A033	214	F002A20D006.A
205	F001E23D001	205	F001E41A001	206	F001F22A001	207	F001G23A001	214	F002A20D012.A
205	F001E23D006	205	F001E41A006	206	F001F22A006	207	F001G23A006	214	F002A20D018.A
205	F001E23D012	205	F001E41A012	206	F001F22A012	207	F001G23A012	214	F002A20D030.A
205	F001E23D018	205	F001E41A018	206	F001F22A018	207	F001G23A018	214	F002A20D033.A
205	F001E23D030	205	F001E41A030	206	F001F22A030	207	F001G23A030	214	F002A21A070.A
205	F001E23D033	205	F001E41A033	206	F001F22A033	207	F001G23A033	214	F002A21A071.A
205	F001E31A001	205	F001E41B001	206	F001F23A001	207	F001G31A001	214	F002A21B070.A
205	F001E31A006	205	F001E41B006	206	F001F23A006	207	F001G31A006	214	F002A21B071.A
205	F001E31A012	205	F001E41B012	206	F001F23A012	207	F001G31A012	214	F002A21D070.A
205	F001E31A018	205	F001E41B018	206	F001F23A018	207	F001G31A018	214	F002A21D071.A
205	F001E31A030	205	F001E41B030	206	F001F23A030	207	F001G31A030	214	F002A30A001.A
205	F001E31A033	205	F001E41B033	206	F001F23A033	207	F001G31A033	214	F002A30A006.A
205	F001E31B001	205	F001E41D001	206	F001F31A001	207	F001G32A001	214	F002A30A012.A
205	F001E31B006	205	F001E41D006	206	F001F31A006	207	F001G32A006	214	F002A30A018.A
205	F001E31B012	205	F001E41D012	206	F001F31A012	207	F001G32A012	214	F002A30A030.A
205	F001E31B018	205	F001E41D018	206	F001F31A018	207	F001G32A018	214	F002A30A033.A
205	F001E31B030	205	F001E41D030	206	F001F31A030	207	F001G32A030	214	F002A30B001.A
205	F001E31B033	205	F001E41D033	206	F001F31A033	207	F001G32A033	214	F002A30B006.A
205	F001E31D001	205	F001E42A001	206	F001F32A001	207	F001G33A001	214	F002A30B012.A
205	F001E31D006	205	F001E42A006	206	F001F32A006	207	F001G33A006	214	F002A30B018.A
205	F001E31D012	205	F001E42A012	206	F001F32A012	207	F001G33A012	214	F002A30B030.A
205	F001E31D018	205	F001E42A018	206	F001F32A018	207	F001G33A018	214	F002A30B033.A
205	F001E31D030	205	F001E42A030	206	F001F32A030	207	F001G33A030	214	F002A30D001.A
205	F001E31D033	205	F001E42A033	206	F001F32A033	207	F001G33A033	214	F002A30D006.A
205	F001E32A001	205	F001E42B001	206	F001F33A001	207	F001G41A001	214	F002A30D012.A
205	F001E32A006	205	F001E42B006	206	F001F33A006	207	F001G41A006	214	F002A30D018.A
205	F001E32A012	205	F001E42B012	206	F001F33A012	207	F001G41A012	214	F002A30D030.A
205	F001E32A018	205	F001E42B018	206	F001F33A018	207	F001G41A018	214	F002A30D033.A
205	F001E32A030	205	F001E42B030	206	F001F33A030	207	F001G41A030	214	F002A31A070.A
205	F001E32A033	205	F001E42B033	206	F001F33A033	207	F001G41A033	214	F002A31A071.A
205	F001E32B001	205	F001E42D001	206	F001F41A001	207	F001G42A001	214	F002A31B070.A
205	F001E32B006	205	F001E42D006	206	F001F41A006	207	F001G42A006	214	F002A31B071.A
205	F001E32B012	205	F001E42D012	206	F001F41A012	207	F001G42A012	214	F002A31D070.A
205	F001E32B018	205	F001E42D018	206	F001F41A018	207	F001G42A018	214	F002A31D071.A
205	F001E32B030	205	F001E42D030	206	F001F41A030	207	F001G42A030	214	F002A40A001.A
205	F001E32B033	205	F001E42D033	206	F001F41A033	207	F001G42A033	214	F002A40A006.A
205	F001E32D001	205	F001E43A001	206	F001F42A001	207	F001G43A001	214	F002A40A012.A
205	F001E32D006	205	F001E43A006	206	F001F42A006	207	F001G43A006	214	F002A40A018.A
205	F001E32D012	205	F001E43A012	206	F001F42A012	207	F001G43A012	214	F002A40A030.A
205	F001E32D018	205	F001E43A018	206	F001F42A018	207	F001G43A018	214	F002A40A033.A
205	F001E32D030	205	F001E43A030	206	F001F42A030	207	F001G43A030	214	F002A40B001.A
205	F001E32D033	205	F001E43A033	206	F001F42A033	207	F001G43A033	214	F002A40B006.A

Page	Reference	Page	Reference	Page	Reference	Page	Reference	Page	Reference
214	F002A40B012.A	215	F002B31B070.A	165	F003A21D030	166	F003B21D006	164	F003C21B033
214	F002A40B018.A	215	F002B31B071.A	165	F003A21D033	166	F003B21D012	164	F003C21B056
214	F002A40B030.A	215	F002B31D070.A	165	F003A21D056	166	F003B21D018	164	F003C21D001
214	F002A40B033.A	215	F002B31D071.A	165	F003A31A001	166	F003B21D030	164	F003C21D006
214	F002A40D001.A	215	F002B40A001.A	165	F003A31A006	166	F003B21D033	164	F003C21D012
214	F002A40D006.A	215	F002B40A006.A	165	F003A31A012	166	F003B21D056	164	F003C21D018
214	F002A40D012.A	215	F002B40A012.A	165	F003A31A018	166	F003B31A001	164	F003C21D030
214	F002A40D018.A	215	F002B40A018.A	165	F003A31A030	166	F003B31A006	164	F003C21D033
214	F002A40D030.A	215	F002B40A030.A	165	F003A31A033	166	F003B31A012	164	F003C21D056
214	F002A40D033.A	215	F002B40A033.A	165	F003A31A056	166	F003B31A018	164	F003C31A001
214	F002A41A070.A	215	F002B40B001.A	165	F003A31B001	166	F003B31A030	164	F003C31A006
214	F002A41A071.A	215	F002B40B006.A	165	F003A31B006	166	F003B31A033	164	F003C31A012
214	F002A41B070.A	215	F002B40B012.A	165	F003A31B012	166	F003B31A056	164	F003C31A018
214	F002A41B071.A	215	F002B40B018.A	165	F003A31B018	166	F003B31B001	164	F003C31A030
214	F002A41D070.A	215	F002B40B030.A	165	F003A31B030	166	F003B31B006	164	F003C31A033
214	F002A41D071.A	215	F002B40B033.A	165	F003A31B033	166	F003B31B012	164	F003C31A056
215	F002B20A001.A	215	F002B40D001.A	165	F003A31B056	166	F003B31B018	164	F003C31B001
215	F002B20A006.A	215	F002B40D006.A	165	F003A31D001	166	F003B31B030	164	F003C31B006
215	F002B20A012.A	215	F002B40D012.A	165	F003A31D006	166	F003B31B033	164	F003C31B012
215	F002B20A018.A	215	F002B40D018.A	165	F003A31D012	166	F003B31B056	164	F003C31B018
215	F002B20A030.A	215	F002B40D030.A	165	F003A31D018	166	F003B31D001	164	F003C31B030
215	F002B20A033.A	215	F002B40D033.A	165	F003A31D030	166	F003B31D006	164	F003C31B033
215	F002B20B001.A	215	F002B41A070.A	165	F003A31D033	166	F003B31D012	164	F003C31B056
215	F002B20B006.A	215	F002B41A071.A	165	F003A31D056	166	F003B31D018	164	F003C31D001
215	F002B20B012.A	215	F002B41B070.A	165	F003A41A001	166	F003B31D030	164	F003C31D006
215	F002B20B018.A	215	F002B41B071.A	165	F003A41A006	166	F003B31D033	164	F003C31D012
215	F002B20B030.A	215	F002B41D070.A	165	F003A41A012	166	F003B31D056	164	F003C31D018
215	F002B20B033.A	215	F002B41D071.A	165	F003A41A018	166	F003B41A001	164	F003C31D030
215	F002B20D001.A	216	F002Z010001.A	165	F003A41A030	166	F003B41A006	164	F003C31D033
215	F002B20D006.A	216	F002Z010006.A	165	F003A41A033	166	F003B41A012	164	F003C31D056
215	F002B20D012.A	216	F002Z010012.A	165	F003A41A056	166	F003B41A018	164	F003C41A001
215	F002B20D018.A	216	F002Z010018.A	165	F003A41B001	166	F003B41A030	164	F003C41A006
215	F002B20D030.A	216	F002Z010030.A	165	F003A41B006	166	F003B41A033	164	F003C41A012
215	F002B20D033.A	216	F002Z010033.A	165	F003A41B012	166	F003B41A056	164	F003C41A018
215	F002B21A070.A	216	F002Z020000	165	F003A41B018	166	F003B41B001	164	F003C41A030
215	F002B21A071.A	216	F002Z030000.A	165	F003A41B030	166	F003B41B006	164	F003C41A033
215	F002B21B070.A	216	F002Z040070.A	165	F003A41B033	166	F003B41B012	164	F003C41A056
215	F002B21B071.A	216	F002Z040071.A	165	F003A41B056	166	F003B41B018	164	F003C41B001
215	F002B21D070.A	216	F002Z040073.A	165	F003A41D001	166	F003B41B030	164	F003C41B006
215	F002B21D071.A	216	F002Z050070.A	165	F003A41D006	166	F003B41B033	164	F003C41B012
215	F002B30A001.A	216	F002Z050071.A	165	F003A41D012	166	F003B41B056	164	F003C41B018
215	F002B30A006.A	216	F002Z050073.A	165	F003A41D018	166	F003B41D001	164	F003C41B030
215	F002B30A012.A	165	F003A21A001	165	F003A41D030	166	F003B41D006	164	F003C41B033
215	F002B30A018.A	165	F003A21A006	165	F003A41D033	166	F003B41D012	164	F003C41B056
215	F002B30A030.A	165	F003A21A012	165	F003A41D056	166	F003B41D018	164	F003C41D001
215	F002B30A033.A	165	F003A21A018	166	F003B21A001	166	F003B41D030	164	F003C41D006
215	F002B30B001.A	165	F003A21A030	166	F003B21A006	166	F003B41D033	164	F003C41D012
215	F002B30B006.A	165	F003A21A033	166	F003B21A012	166	F003B41D056	164	F003C41D018
215	F002B30B012.A	165	F003A21A056	166	F003B21A018	164	F003C21A001	164	F003C41D030
215	F002B30B018.A	165	F003A21B001	166	F003B21A030	164	F003C21A006	164	F003C41D033
215	F002B30B030.A	165	F003A21B006	166	F003B21A033	164	F003C21A012	164	F003C41D056
215	F002B30B033.A	165	F003A21B012	166	F003B21A056	164	F003C21A018	168	F003G21A006
215	F002B30D001.A	165	F003A21B018	166	F003B21B001	164	F003C21A030	168	F003G21A018
215	F002B30D006.A	165	F003A21B030	166	F003B21B006	164	F003C21A033	168	F003G21A033
215	F002B30D012.A	165	F003A21B033	166	F003B21B012	164	F003C21A056	168	F003G21B006
215	F002B30D018.A	165	F003A21B056	166	F003B21B018	164	F003C21B001	168	F003G21B018
215	F002B30D030.A	165	F003A21D001	166	F003B21B030	164	F003C21B006	168	F003G21B033
215	F002B30D033.A	165	F003A21D006	166	F003B21B033	164	F003C21B012	168	F003G21D006
215	F002B31A070.A	165	F003A21D012	166	F003B21B056	164	F003C21B018	168	F003G21D018
215	F002B31A071.A	165	F003A21D018	166	F003B21D001	164	F003C21B030	168	F003G21D033

Page	Reference	Page	Reference	Page	Reference	Page	Reference	Page	Reference
168	F003G31A006	168	F003K31D006	153	F004A35A056	149	F004C30A012	147	F004E31A012
168	F003G31A018	168	F003K31D018	153	F004A35H056	149	F004C30A018	147	F004E31A018
168	F003G31A033	168	F003K31D033	152	F004A36A05601	149	F004C30A030	147	F004E31A030
168	F003G31B006	168	F003K41A006	152	F004A37A05602	149	F004C30A033	147	F004E31A033
168	F003G31B018	168	F003K41A018	152	F004A41A056	149	F004C40A001	147	F004E32A001
168	F003G31B033	168	F003K41A033	152	F004A41H056	149	F004C40A006	147	F004E32A006
168	F003G31D006	168	F003K41B006	152	F004A42A056	149	F004C40A012	147	F004E32A012
168	F003G31D018	168	F003K41B018	152	F004A42H056	149	F004C40A018	147	F004E32A018
168	F003G31D033	168	F003K41B033	152	F004A43A056	149	F004C40A030	147	F004E32A030
168	F003G41A006	168	F003K41D006	152	F004A43H056	149	F004C40A033	147	F004E32A033
168	F003G41A018	168	F003K41D018	153	F004A44A056	146	F004D21A001	147	F004E41A001
168	F003G41A033	168	F003K41D033	153	F004A44H056	146	F004D21A006	147	F004E41A006
168	F003G41B006	167	F003L21A006	153	F004A45A056	146	F004D21A012	147	F004E41A012
168	F003G41B018	167	F003L21A018	153	F004A45H056	146	F004D21A018	147	F004E41A018
168	F003G41B033	167	F003L21A033	152	F004A46A05601	146	F004D21A030	147	F004E41A030
168	F003G41D006	167	F003L21B006	152	F004A47A05602	146	F004D21A033	147	F004E41A033
168	F003G41D018	167	F003L21B018	154	F004B21A056	146	F004D22A001	147	F004E42A001
168	F003G41D033	167	F003L21B033	154	F004B21H056	146	F004D22A006	147	F004E42A006
167	F003H21A006	167	F003L21D006	154	F004B22A056	146	F004D22A012	147	F004E42A012
167	F003H21A018	167	F003L21D018	154	F004B22H056	146	F004D22A018	147	F004E42A018
167	F003H21A033	167	F003L21D033	154	F004B23A056	146	F004D22A030	147	F004E42A030
167	F003H21B006	167	F003L31A006	154	F004B23H056	146	F004D22A033	147	F004E42A033
167	F003H21B018	167	F003L31A018	155	F004B24A056	146	F004D31A001	146	F004F21A071
167	F003H21B033	167	F003L31A033	155	F004B24H056	146	F004D31A006	146	F004F22A071
167	F003H21D006	167	F003L31B006	155	F004B25A056	146	F004D31A012	146	F004F31A071
167	F003H21D018	167	F003L31B018	155	F004B25H056	146	F004D31A018	146	F004F32A071
167	F003H21D033	167	F003L31B033	154	F004B26A05601	146	F004D31A030	146	F004F41A071
167	F003H31A006	167	F003L31D006	154	F004B27A05602	146	F004D31A033	146	F004F42A071
167	F003H31A018	167	F003L31D018	154	F004B31A056	146	F004D32A001	147	F004G21A071
167	F003H31A033	167	F003L31D033	154	F004B31H056	146	F004D32A006	147	F004G22A071
167	F003H31B006	167	F003L41A006	154	F004B32A056	146	F004D32A012	147	F004G31A071
167	F003H31B018	167	F003L41A018	154	F004B32H056	146	F004D32A018	147	F004G32A071
167	F003H31B033	167	F003L41A033	154	F004B33A056	146	F004D32A030	147	F004G41A071
167	F003H31D006	167	F003L41B006	154	F004B33H056	146	F004D32A033	147	F004G42A071
167	F003H31D018	167	F003L41B018	155	F004B34A056	146	F004D41A001	149	F004H20A071
167	F003H31D033	167	F003L41B033	155	F004B34H056	146	F004D41A006	149	F004H30A071
167	F003H41A006	167	F003L41D006	155	F004B35A056	146	F004D41A012	149	F004H40A071
167	F003H41A018	167	F003L41D018	155	F004B35H056	146	F004D41A018	148	F004Z010001
167	F003H41A033	167	F003L41D033	154	F004B36A05601	146	F004D41A030	148	F004Z010006
167	F003H41B006	166	F003Z010000	154	F004B37A05602	146	F004D41A033	148	F004Z010012
167	F003H41B018	152	F004A21A056	154	F004B41A056	146	F004D42A001	148	F004Z010018
167	F003H41B033	152	F004A21H056	154	F004B41H056	146	F004D42A006	148	F004Z010030
167	F003H41D006	152	F004A22A056	154	F004B42A056	146	F004D42A012	148	F004Z010033
167	F003H41D018	152	F004A22H056	154	F004B42H056	146	F004D42A018	148	F004Z020001
167	F003H41D033	152	F004A23A056	154	F004B43A056	146	F004D42A030	148	F004Z020006
168	F003K21A006	152	F004A23H056	154	F004B43H056	146	F004D42A033	148	F004Z020012
168	F003K21A018	153	F004A24A056	155	F004B44A056	147	F004E21A001	148	F004Z020018
168	F003K21A033	153	F004A24H056	155	F004B44H056	147	F004E21A006	148	F004Z020030
168	F003K21B006	153	F004A25A056	155	F004B45A056	147	F004E21A012	148	F004Z020033
168	F003K21B018	153	F004A25H056	155	F004B45H056	147	F004E21A018	148	F004Z030001
168	F003K21B033	152	F004A26A05601	154	F004B46A05601	147	F004E21A030	148	F004Z030006
168	F003K21D006	152	F004A27A05602	154	F004B47A05602	147	F004E21A033	148	F004Z030012
168	F003K21D018	152	F004A31A056	149	F004C20A001	147	F004E22A001	148	F004Z030018
168	F003K21D033	152	F004A31H056	149	F004C20A006	147	F004E22A006	148	F004Z030030
168	F003K31A006	152	F004A32A056	149	F004C20A012	147	F004E22A012	148	F004Z030033
168	F003K31A018	152	F004A32H056	149	F004C20A018	147	F004E22A018	148	F004Z040001
168	F003K31A033	152	F004A33A056	149	F004C20A030	147	F004E22A030	148	F004Z040006
168	F003K31B006	152	F004A33H056	149	F004C20A033	147	F004E22A033	148	F004Z040012
168	F003K31B018	153	F004A34A056	149	F004C30A001	147	F004E31A001	148	F004Z040018
168	F003K31B033	153	F004A34H056	149	F004C30A006	147	F004E31A006	148	F004Z040030

Page	Reference	Page	Reference	Page	Reference	Page	Reference	Page	Reference
148	F004Z040033	193	F010B22B001	193	F010B42B001	194	F010C42D001	192	F010J31A001
148	F004Z060000	193	F010B22B006	193	F010B42B006	194	F010C42D006	192	F010J31A006
148	F004Z070000	193	F010B22B012	193	F010B42B012	194	F010C42D012	192	F010J31A012
148	F004Z0A0071	193	F010B22B018	193	F010B42B018	194	F010C42D018	192	F010J31A018
148	F004Z0B0000	193	F010B22B030	193	F010B42B030	194	F010C42D030	192	F010J31A030
148	F004Z0C0000	193	F010B22B033	193	F010B42B033	194	F010C42D033	192	F010J31A033
148	F004Z0D0071	193	F010B22D001	193	F010B42D001	192	F010H21A001	192	F010J31B001
148	F004Z0E0071	193	F010B22D006	193	F010B42D006	192	F010H21A006	192	F010J31B006
148	F004Z0F0071	193	F010B22D012	193	F010B42D012	192	F010H21A012	192	F010J31B012
148	F004Z0H0000	193	F010B22D018	193	F010B42D018	192	F010H21A018	192	F010J31B018
153	F004Z0J0000	193	F010B22D030	193	F010B42D030	192	F010H21A030	192	F010J31B030
155	F004Z0K0000	193	F010B22D033	193	F010B42D033	192	F010H21A033	192	F010J31B033
148	F004Z0L0000	193	F010B31A001	194	F010C22A001	192	F010H21B001	192	F010J31D001
253	F0056030	193	F010B31A006	194	F010C22A006	192	F010H21B006	192	F010J31D006
253	F0057000	193	F010B31A012	194	F010C22A012	192	F010H21B012	192	F010J31D012
253	F0058000	193	F010B31A018	194	F010C22A018	192	F010H21B018	192	F010J31D018
252	F0070030	193	F010B31A030	194	F010C22A030	192	F010H21B030	192	F010J31D030
252	F0070054	193	F010B31A033	194	F010C22A033	192	F010H21B033	192	F010J31D033
252	F0071030	193	F010B31B001	194	F010C22B001	192	F010H31A001	192	F010J41A001
252	F0071054	193	F010B31B006	194	F010C22B006	192	F010H31A006	192	F010J41A006
253	F0072030	193	F010B31B012	194	F010C22B012	192	F010H31A012	192	F010J41A012
253	F0072054	193	F010B31B018	194	F010C22B018	192	F010H31A018	192	F010J41A018
253	F0074000	193	F010B31B030	194	F010C22B030	192	F010H31A030	192	F010J41A030
253	F0074071	193	F010B31B033	194	F010C22B033	192	F010H31A033	192	F010J41A033
190	F010A20H001	193	F010B32A001	194	F010C22D001	192	F010H31B001	192	F010J41B001
190	F010A20H006	193	F010B32A006	194	F010C22D006	192	F010H31B006	192	F010J41B006
190	F010A20H012	193	F010B32A012	194	F010C22D012	192	F010H31B012	192	F010J41B012
190	F010A20H018	193	F010B32A018	194	F010C22D018	192	F010H31B018	192	F010J41B018
190	F010A20H030	193	F010B32A030	194	F010C22D030	192	F010H31B030	192	F010J41B030
190	F010A20H033	193	F010B32A033	194	F010C22D033	192	F010H31B033	192	F010J41B033
190	F010A30H001	193	F010B32B001	194	F010C32A001	192	F010H41A001	192	F010J41D001
190	F010A30H006	193	F010B32B006	194	F010C32A006	192	F010H41A006	192	F010J41D006
190	F010A30H012	193	F010B32B012	194	F010C32A012	192	F010H41A012	192	F010J41D012
190	F010A30H018	193	F010B32B018	194	F010C32A018	192	F010H41A018	192	F010J41D018
190	F010A30H030	193	F010B32B030	194	F010C32A030	192	F010H41A030	192	F010J41D030
190	F010A30H033	193	F010B32B033	194	F010C32A033	192	F010H41A033	192	F010J41D033
190	F010A40H001	193	F010B32D001	194	F010C32B001	192	F010H41B001	96	F011A21F018
190	F010A40H006	193	F010B32D006	194	F010C32B006	192	F010H41B006	96	F011A22F030
190	F010A40H012	193	F010B32D012	194	F010C32B012	192	F010H41B012	96	F011A22F037
190	F010A40H018	193	F010B32D018	194	F010C32B018	192	F010H41B018	96	F011A23F059
190	F010A40H030	193	F010B32D030	194	F010C32B030	192	F010H41B030	96	F011A24F055
190	F010A40H033	193	F010B32D033	194	F010C32B033	192	F010H41B033	96	F011A31F018
193	F010B21A001	193	F010B41A001	194	F010C32D001	192	F010J21A001	96	F011A32F030
193	F010B21A006	193	F010B41A006	194	F010C32D006	192	F010J21A006	96	F011A32F037
193	F010B21A012	193	F010B41A012	194	F010C32D012	192	F010J21A012	96	F011A33F059
193	F010B21A018	193	F010B41A018	194	F010C32D018	192	F010J21A018	96	F011A34F055
193	F010B21A030	193	F010B41A030	194	F010C32D030	192	F010J21A030	96	F011A41F018
193	F010B21A033	193	F010B41A033	194	F010C32D033	192	F010J21A033	96	F011A42F030
193	F010B21B001	193	F010B41B001	194	F010C42A001	192	F010J21B001	96	F011A42F037
193	F010B21B006	193	F010B41B006	194	F010C42A006	192	F010J21B006	96	F011A43F059
193	F010B21B012	193	F010B41B012	194	F010C42A012	192	F010J21B012	96	F011A44F055
193	F010B21B018	193	F010B41B018	194	F010C42A018	192	F010J21B018	97	F011W20A018
193	F010B21B030	193	F010B41B030	194	F010C42A030	192	F010J21B030	97	F011W20A030
193	F010B21B033	193	F010B41B033	194	F010C42A033	192	F010J21B033	97	F011W20A037
193	F010B22A001	193	F010B42A001	194	F010C42B001	192	F010J21D001	97	F011W20A055
193	F010B22A006	193	F010B42A006	194	F010C42B006	192	F010J21D006	97	F011W20A059
193	F010B22A012	193	F010B42A012	194	F010C42B012	192	F010J21D012	97	F011W20B018
193	F010B22A018	193	F010B42A018	194	F010C42B018	192	F010J21D018	97	F011W20B030
193	F010B22A030	193	F010B42A030	194	F010C42B030	192	F010J21D030	97	F011W20B037
193	F010B22A033	193	F010B42A033	194	F010C42B033	192	F010J21D033	97	F011W20B055

Page	Reference	Page	Reference	Page	Reference	Page	Reference	Page	Reference
97	F011W20B059	72	F015A21A018	73	F015B21A001	74	F015B43A030	76	F015D22D006
97	F011W20D018	72	F015A21A030	73	F015B21A006	74	F015B43A033	76	F015D22D012
97	F011W20D030	72	F015A21A033	73	F015B21A012	75	F015C24A000	76	F015D22D018
97	F011W20D037	72	F015A22A000	73	F015B21A018	75	F015C24A001	76	F015D22D030
97	F011W20D055	72	F015A22A001	73	F015B21A030	75	F015C24A006	76	F015D22D033
97	F011W20D059	72	F015A22A006	73	F015B21A033	75	F015C24A012	79	F015D23A000
97	F011W30A018	72	F015A22A012	73	F015B22A000	75	F015C24A018	79	F015D23A001
97	F011W30A030	72	F015A22A018	73	F015B22A001	75	F015C24A030	79	F015D23A006
97	F011W30A037	72	F015A22A030	73	F015B22A006	75	F015C24A033	79	F015D23A012
97	F011W30A055	72	F015A22A033	73	F015B22A012	75	F015C34A000	79	F015D23A018
97	F011W30A059	74	F015A23A000	73	F015B22A018	75	F015C34A001	79	F015D23A030
97	F011W30B018	74	F015A23A001	73	F015B22A030	75	F015C34A006	79	F015D23A033
97	F011W30B030	74	F015A23A006	73	F015B22A033	75	F015C34A012	79	F015D23B000
97	F011W30B037	74	F015A23A012	74	F015B23A000	75	F015C34A018	79	F015D23B001
97	F011W30B055	74	F015A23A018	74	F015B23A001	75	F015C34A030	79	F015D23B006
97	F011W30B059	74	F015A23A030	74	F015B23A006	75	F015C34A033	79	F015D23B012
97	F011W30D018	74	F015A23A033	74	F015B23A012	75	F015C44A000	79	F015D23B018
97	F011W30D030	72	F015A31A000	74	F015B23A018	75	F015C44A001	79	F015D23B030
97	F011W30D037	72	F015A31A001	74	F015B23A030	75	F015C44A006	79	F015D23B033
97	F011W30D055	72	F015A31A006	74	F015B23A033	75	F015C44A012	79	F015D23D000
97	F011W30D059	72	F015A31A012	73	F015B31A000	75	F015C44A018	79	F015D23D001
97	F011W40A018	72	F015A31A018	73	F015B31A001	75	F015C44A030	79	F015D23D006
97	F011W40A030	72	F015A31A030	73	F015B31A006	75	F015C44A033	79	F015D23D012
97	F011W40A037	72	F015A31A033	73	F015B31A012	75	F015D21A000	79	F015D23D018
97	F011W40A055	72	F015A32A000	73	F015B31A018	75	F015D21A001	79	F015D23D030
97	F011W40A059	72	F015A32A001	73	F015B31A030	75	F015D21A006	79	F015D23D033
97	F011W40B018	72	F015A32A006	73	F015B31A033	75	F015D21A012	75	F015D31A000
97	F011W40B030	72	F015A32A012	73	F015B32A000	75	F015D21A018	75	F015D31A001
97	F011W40B037	72	F015A32A018	73	F015B32A001	75	F015D21A030	75	F015D31A006
97	F011W40B055	72	F015A32A030	73	F015B32A006	75	F015D21A033	75	F015D31A012
97	F011W40B059	72	F015A32A033	73	F015B32A012	75	F015D21B000	75	F015D31A018
97	F011W40D018	74	F015A33A000	73	F015B32A018	75	F015D21B001	75	F015D31A030
97	F011W40D030	74	F015A33A001	73	F015B32A030	75	F015D21B006	75	F015D31A033
97	F011W40D037	74	F015A33A006	73	F015B32A033	75	F015D21B012	75	F015D31B000
97	F011W40D055	74	F015A33A012	74	F015B33A000	75	F015D21B018	75	F015D31B001
97	F011W40D059	74	F015A33A018	74	F015B33A001	75	F015D21B030	75	F015D31B006
105	F012A01C018	74	F015A33A030	74	F015B33A006	75	F015D21B033	75	F015D31B012
105	F012A02C030	74	F015A33A033	74	F015B33A012	75	F015D21D000	75	F015D31B018
105	F012A02C037	72	F015A41A000	74	F015B33A018	75	F015D21D001	75	F015D31B030
105	F012A03C059	72	F015A41A001	74	F015B33A030	75	F015D21D006	75	F015D31B033
105	F012A04C055	72	F015A41A006	74	F015B33A033	75	F015D21D012	75	F015D31D000
105	F012B01C018	72	F015A41A012	73	F015B41A000	75	F015D21D018	75	F015D31D001
105	F012B02C030	72	F015A41A018	73	F015B41A001	75	F015D21D030	75	F015D31D006
105	F012B02C037	72	F015A41A030	73	F015B41A006	75	F015D21D033	75	F015D31D012
105	F012B03C059	72	F015A41A033	73	F015B41A012	76	F015D22A000	75	F015D31D018
105	F012B04C055	72	F015A42A000	73	F015B41A018	76	F015D22A001	75	F015D31D030
104	F012H00C018	72	F015A42A001	73	F015B41A030	76	F015D22A006	75	F015D31D033
104	F012H00C030	72	F015A42A006	73	F015B41A033	76	F015D22A012	76	F015D32A000
104	F012H00C037	72	F015A42A012	73	F015B42A000	76	F015D22A018	76	F015D32A001
104	F012H00C055	72	F015A42A018	73	F015B42A001	76	F015D22A030	76	F015D32A006
104	F012H00C059	72	F015A42A030	73	F015B42A006	76	F015D22A033	76	F015D32A012
104	F012J00C018	72	F015A42A033	73	F015B42A012	76	F015D22B000	76	F015D32A018
104	F012J00C030	74	F015A43A000	73	F015B42A018	76	F015D22B001	76	F015D32A030
104	F012J00C037	74	F015A43A001	73	F015B42A030	76	F015D22B006	76	F015D32A033
104	F012J00C055	74	F015A43A006	73	F015B42A033	76	F015D22B012	76	F015D32B000
104	F012J00C059	74	F015A43A012	74	F015B43A000	76	F015D22B018	76	F015D32B001
72	F015A21A000	74	F015A43A018	74	F015B43A001	76	F015D22B030	76	F015D32B006
72	F015A21A001	74	F015A43A030	74	F015B43A006	76	F015D22B033	76	F015D32B012
72	F015A21A006	74	F015A43A033	74	F015B43A012	76	F015D22D000	76	F015D32B018
72	F015A21A012	73	F015B21A000	74	F015B43A018	76	F015D22D001	76	F015D32B030

Page	Reference	Page	Reference	Page	Reference	Page	Reference	Page	Reference
76	F015D32B033	76	F015D42B012	78	F015E22B000	78	F015E32A018	78	F015E42A001
76	F015D32D000	76	F015D42B018	78	F015E22B001	78	F015E32A030	78	F015E42A006
76	F015D32D001	76	F015D42B030	78	F015E22B006	78	F015E32A033	78	F015E42A012
76	F015D32D006	76	F015D42B033	78	F015E22B012	78	F015E32B000	78	F015E42A018
76	F015D32D012	76	F015D42D000	78	F015E22B018	78	F015E32B001	78	F015E42A030
76	F015D32D018	76	F015D42D001	78	F015E22B030	78	F015E32B006	78	F015E42A033
76	F015D32D030	76	F015D42D006	78	F015E22B033	78	F015E32B012	78	F015E42B000
76	F015D32D033	76	F015D42D012	78	F015E22D000	78	F015E32B018	78	F015E42B001
79	F015D33A000	76	F015D42D018	78	F015E22D001	78	F015E32B030	78	F015E42B006
79	F015D33A001	76	F015D42D030	78	F015E22D006	78	F015E32B033	78	F015E42B012
79	F015D33A006	76	F015D42D033	78	F015E22D012	78	F015E32D000	78	F015E42B018
79	F015D33A012	79	F015D43A000	78	F015E22D018	78	F015E32D001	78	F015E42B030
79	F015D33A018	79	F015D43A001	78	F015E22D030	78	F015E32D006	78	F015E42B033
79	F015D33A030	79	F015D43A006	78	F015E22D033	78	F015E32D012	78	F015E42D000
79	F015D33A033	79	F015D43A012	80	F015E23A000	78	F015E32D018	78	F015E42D001
79	F015D33B000	79	F015D43A018	80	F015E23A001	78	F015E32D030	78	F015E42D006
79	F015D33B001	79	F015D43A030	80	F015E23A006	78	F015E32D033	78	F015E42D012
79	F015D33B006	79	F015D43A033	80	F015E23A012	80	F015E33A000	78	F015E42D018
79	F015D33B012	79	F015D43B000	80	F015E23A018	80	F015E33A001	78	F015E42D030
79	F015D33B018	79	F015D43B001	80	F015E23A030	80	F015E33A006	78	F015E42D033
79	F015D33B030	79	F015D43B006	80	F015E23A033	80	F015E33A012	80	F015E43A000
79	F015D33B033	79	F015D43B012	80	F015E23B000	80	F015E33A018	80	F015E43A001
79	F015D33D000	79	F015D43B018	80	F015E23B001	80	F015E33A030	80	F015E43A006
79	F015D33D001	79	F015D43B030	80	F015E23B006	80	F015E33A033	80	F015E43A012
79	F015D33D006	79	F015D43B033	80	F015E23B012	80	F015E33B000	80	F015E43A018
79	F015D33D012	79	F015D43D000	80	F015E23B018	80	F015E33B001	80	F015E43A030
79	F015D33D018	79	F015D43D001	80	F015E23B030	80	F015E33B006	80	F015E43A033
79	F015D33D030	79	F015D43D006	80	F015E23B033	80	F015E33B012	80	F015E43B000
79	F015D33D033	79	F015D43D012	80	F015E23D000	80	F015E33B018	80	F015E43B001
75	F015D41A000	79	F015D43D018	80	F015E23D001	80	F015E33B030	80	F015E43B006
75	F015D41A001	79	F015D43D030	80	F015E23D006	80	F015E33B033	80	F015E43B012
75	F015D41A006	79	F015D43D033	80	F015E23D012	80	F015E33D000	80	F015E43B018
75	F015D41A012	77	F015E21A000	80	F015E23D018	80	F015E33D001	80	F015E43B030
75	F015D41A018	77	F015E21A001	80	F015E23D030	80	F015E33D006	80	F015E43B033
75	F015D41A030	77	F015E21A006	80	F015E23D033	80	F015E33D012	80	F015E43D000
75	F015D41A033	77	F015E21A012	77	F015E31A000	80	F015E33D018	80	F015E43D001
75	F015D41B000	77	F015E21A018	77	F015E31A001	80	F015E33D030	80	F015E43D006
75	F015D41B001	77	F015E21A030	77	F015E31A006	80	F015E33D033	80	F015E43D012
75	F015D41B006	77	F015E21A033	77	F015E31A012	77	F015E41A000	80	F015E43D018
75	F015D41B012	77	F015E21B000	77	F015E31A018	77	F015E41A001	80	F015E43D030
75	F015D41B018	77	F015E21B001	77	F015E31A030	77	F015E41A006	80	F015E43D033
75	F015D41B030	77	F015E21B006	77	F015E31A033	77	F015E41A012	81	F015F24A000
75	F015D41B033	77	F015E21B012	77	F015E31B000	77	F015E41A018	81	F015F24A001
75	F015D41D000	77	F015E21B018	77	F015E31B001	77	F015E41A030	81	F015F24A006
75	F015D41D001	77	F015E21B030	77	F015E31B006	77	F015E41A033	81	F015F24A012
75	F015D41D006	77	F015E21B033	77	F015E31B012	77	F015E41B000	81	F015F24A018
75	F015D41D012	77	F015E21D000	77	F015E31B018	77	F015E41B001	81	F015F24A030
75	F015D41D018	77	F015E21D001	77	F015E31B030	77	F015E41B006	81	F015F24A033
75	F015D41D030	77	F015E21D006	77	F015E31B033	77	F015E41B012	81	F015F24B000
75	F015D41D033	77	F015E21D012	77	F015E31D000	77	F015E41B018	81	F015F24B001
76	F015D42A000	77	F015E21D018	77	F015E31D001	77	F015E41B030	81	F015F24B006
76	F015D42A001	77	F015E21D030	77	F015E31D006	77	F015E41B033	81	F015F24B012
76	F015D42A006	77	F015E21D033	77	F015E31D012	77	F015E41D000	81	F015F24B018
76	F015D42A012	78	F015E22A000	77	F015E31D018	77	F015E41D001	81	F015F24B030
76	F015D42A018	78	F015E22A001	77	F015E31D030	77	F015E41D006	81	F015F24B033
76	F015D42A030	78	F015E22A006	77	F015E31D033	77	F015E41D012	81	F015F24D000
76	F015D42A033	78	F015E22A012	78	F015E32A000	77	F015E41D018	81	F015F24D001
76	F015D42B000	78	F015E22A018	78	F015E32A001	77	F015E41D030	81	F015F24D006
76	F015D42B001	78	F015E22A030	78	F015E32A006	77	F015E41D033	81	F015F24D012
76	F015D42B006	78	F015E22A033	78	F015E32A012	78	F015E42A000	81	F015F24D018

Page	Reference	Page	Reference	Page	Reference	Page	Reference	Page	Reference
81	F015F24D030	64	F015G31A030	66	F015J21A030	67	F015J32B030	68	F015K21D030
81	F015F24D033	64	F015G31A033	66	F015J21A033	67	F015J32B033	68	F015K21D033
81	F015F34A000	64	F015G32A001	66	F015J21B001	67	F015J32D001	69	F015K22A001
81	F015F34A001	64	F015G32A006	66	F015J21B006	67	F015J32D006	69	F015K22A006
81	F015F34A006	64	F015G32A012	66	F015J21B012	67	F015J32D012	69	F015K22A012
81	F015F34A012	64	F015G32A018	66	F015J21B018	67	F015J32D018	69	F015K22A018
81	F015F34A018	64	F015G32A030	66	F015J21B030	67	F015J32D030	69	F015K22A030
81	F015F34A030	64	F015G32A033	66	F015J21B033	67	F015J32D033	69	F015K22A033
81	F015F34A033	64	F015G41A001	66	F015J21D001	66	F015J41A001	69	F015K22B001
81	F015F34B000	64	F015G41A006	66	F015J21D006	66	F015J41A006	69	F015K22B006
81	F015F34B001	64	F015G41A012	66	F015J21D012	66	F015J41A012	69	F015K22B012
81	F015F34B006	64	F015G41A018	66	F015J21D018	66	F015J41A018	69	F015K22B018
81	F015F34B012	64	F015G41A030	66	F015J21D030	66	F015J41A030	69	F015K22B030
81	F015F34B018	64	F015G41A033	66	F015J21D033	66	F015J41A033	69	F015K22B033
81	F015F34B030	64	F015G42A001	67	F015J22A001	66	F015J41B001	69	F015K22D001
81	F015F34B033	64	F015G42A006	67	F015J22A006	66	F015J41B006	69	F015K22D006
81	F015F34D000	64	F015G42A012	67	F015J22A012	66	F015J41B012	69	F015K22D012
81	F015F34D001	64	F015G42A018	67	F015J22A018	66	F015J41B018	69	F015K22D018
81	F015F34D006	64	F015G42A030	67	F015J22A030	66	F015J41B030	69	F015K22D030
81	F015F34D012	64	F015G42A033	67	F015J22A033	66	F015J41B033	69	F015K22D033
81	F015F34D018	65	F015H21A001	67	F015J22B001	66	F015J41D001	68	F015K31A001
81	F015F34D030	65	F015H21A006	67	F015J22B006	66	F015J41D006	68	F015K31A006
81	F015F34D033	65	F015H21A012	67	F015J22B012	66	F015J41D012	68	F015K31A012
81	F015F44A000	65	F015H21A018	67	F015J22B018	66	F015J41D018	68	F015K31A018
81	F015F44A001	65	F015H21A030	67	F015J22B030	66	F015J41D030	68	F015K31A030
81	F015F44A006	65	F015H21A033	67	F015J22B033	66	F015J41D033	68	F015K31A033
81	F015F44A012	65	F015H22A001	67	F015J22D001	67	F015J42A001	68	F015K31B001
81	F015F44A018	65	F015H22A006	67	F015J22D006	67	F015J42A006	68	F015K31B006
81	F015F44A030	65	F015H22A012	67	F015J22D012	67	F015J42A012	68	F015K31B012
81	F015F44A033	65	F015H22A018	67	F015J22D018	67	F015J42A018	68	F015K31B018
81	F015F44B000	65	F015H22A030	67	F015J22D030	67	F015J42A030	68	F015K31B030
81	F015F44B001	65	F015H22A033	67	F015J22D033	67	F015J42A033	68	F015K31B033
81	F015F44B006	65	F015H31A001	66	F015J31A001	67	F015J42B001	68	F015K31D001
81	F015F44B012	65	F015H31A006	66	F015J31A006	67	F015J42B006	68	F015K31D006
81	F015F44B018	65	F015H31A012	66	F015J31A012	67	F015J42B012	68	F015K31D012
81	F015F44B030	65	F015H31A018	66	F015J31A018	67	F015J42B018	68	F015K31D018
81	F015F44B033	65	F015H31A030	66	F015J31A030	67	F015J42B030	68	F015K31D030
81	F015F44D000	65	F015H31A033	66	F015J31A033	67	F015J42B033	68	F015K31D033
81	F015F44D001	65	F015H32A001	66	F015J31B001	67	F015J42D001	69	F015K32A001
81	F015F44D006	65	F015H32A006	66	F015J31B006	67	F015J42D006	69	F015K32A006
81	F015F44D012	65	F015H32A012	66	F015J31B012	67	F015J42D012	69	F015K32A012
81	F015F44D018	65	F015H32A018	66	F015J31B018	67	F015J42D018	69	F015K32A018
81	F015F44D030	65	F015H32A030	66	F015J31B030	67	F015J42D030	69	F015K32A030
81	F015F44D033	65	F015H32A033	66	F015J31B033	67	F015J42D033	69	F015K32A033
64	F015G21A001	65	F015H41A001	66	F015J31D001	68	F015K21A001	69	F015K32B001
64	F015G21A006	65	F015H41A006	66	F015J31D006	68	F015K21A006	69	F015K32B006
64	F015G21A012	65	F015H41A012	66	F015J31D012	68	F015K21A012	69	F015K32B012
64	F015G21A018	65	F015H41A018	66	F015J31D018	68	F015K21A018	69	F015K32B018
64	F015G21A030	65	F015H41A030	66	F015J31D030	68	F015K21A030	69	F015K32B030
64	F015G21A033	65	F015H41A033	66	F015J31D033	68	F015K21A033	69	F015K32B033
64	F015G22A001	65	F015H42A001	67	F015J32A001	68	F015K21B001	69	F015K32D001
64	F015G22A006	65	F015H42A006	67	F015J32A006	68	F015K21B006	69	F015K32D006
64	F015G22A012	65	F015H42A012	67	F015J32A012	68	F015K21B012	69	F015K32D012
64	F015G22A018	65	F015H42A018	67	F015J32A018	68	F015K21B018	69	F015K32D018
64	F015G22A030	65	F015H42A030	67	F015J32A030	68	F015K21B030	69	F015K32D030
64	F015G22A033	65	F015H42A033	67	F015J32A033	68	F015K21B033	69	F015K32D033
64	F015G31A001	66	F015J21A001	67	F015J32B001	68	F015K21D001	68	F015K41A001
64	F015G31A006	66	F015J21A006	67	F015J32B006	68	F015K21D006	68	F015K41A006
64	F015G31A012	66	F015J21A012	67	F015J32B012	68	F015K21D012	68	F015K41A012
64	F015G31A018	66	F015J21A018	67	F015J32B018	68	F015K21D018	68	F015K41A018

Page	Reference	Page	Reference	Page	Reference	Page	Reference	Page	Reference
68	F015K41A030	71	F015M20B000	116	F016A21A012	116	F016A31B012	116	F016A41D012
68	F015K41A033	71	F015M20B001	116	F016A21A018	116	F016A31B018	116	F016A41D018
68	F015K41B001	71	F015M20B006	116	F016A21A030	116	F016A31B030	116	F016A41D030
68	F015K41B006	71	F015M20B012	116	F016A21A033	116	F016A31B033	116	F016A41D033
68	F015K41B012	71	F015M20B018	116	F016A21B001	116	F016A31D001	118	F016A42A001
68	F015K41B018	71	F015M20B030	116	F016A21B006	116	F016A31D006	118	F016A42A006
68	F015K41B030	71	F015M20B033	116	F016A21B012	116	F016A31D012	118	F016A42A012
68	F015K41B033	71	F015M20D000	116	F016A21B018	116	F016A31D018	118	F016A42A018
68	F015K41D001	71	F015M20D001	116	F016A21B030	116	F016A31D030	118	F016A42A030
68	F015K41D006	71	F015M20D006	116	F016A21B033	116	F016A31D033	118	F016A42A033
68	F015K41D012	71	F015M20D012	116	F016A21D001	118	F016A32A001	118	F016A42B001
68	F015K41D018	71	F015M20D018	116	F016A21D006	118	F016A32A006	118	F016A42B006
68	F015K41D030	71	F015M20D030	116	F016A21D012	118	F016A32A012	118	F016A42B012
68	F015K41D033	71	F015M20D033	116	F016A21D018	118	F016A32A018	118	F016A42B018
69	F015K42A001	71	F015M30A000	116	F016A21D030	118	F016A32A030	118	F016A42B030
69	F015K42A006	71	F015M30A001	116	F016A21D033	118	F016A32A033	118	F016A42B033
69	F015K42A012	71	F015M30A006	118	F016A22A001	118	F016A32B001	118	F016A42D001
69	F015K42A018	71	F015M30A012	118	F016A22A006	118	F016A32B006	118	F016A42D006
69	F015K42A030	71	F015M30A018	118	F016A22A012	118	F016A32B012	118	F016A42D012
69	F015K42A033	71	F015M30A030	118	F016A22A018	118	F016A32B018	118	F016A42D018
69	F015K42B001	71	F015M30A033	118	F016A22A030	118	F016A32B030	118	F016A42D030
69	F015K42B006	71	F015M30B000	118	F016A22A033	118	F016A32B033	118	F016A42D033
69	F015K42B012	71	F015M30B001	118	F016A22B001	118	F016A32D001	120	F016A43A001
69	F015K42B018	71	F015M30B006	118	F016A22B006	118	F016A32D006	120	F016A43A006
69	F015K42B030	71	F015M30B012	118	F016A22B012	118	F016A32D012	120	F016A43A012
69	F015K42B033	71	F015M30B018	118	F016A22B018	118	F016A32D018	120	F016A43A018
69	F015K42D001	71	F015M30B030	118	F016A22B030	118	F016A32D030	120	F016A43A030
69	F015K42D006	71	F015M30B033	118	F016A22B033	118	F016A32D033	120	F016A43A033
69	F015K42D012	71	F015M30D000	118	F016A22D001	120	F016A33A001	120	F016A43B001
69	F015K42D018	71	F015M30D001	118	F016A22D006	120	F016A33A006	120	F016A43B006
69	F015K42D030	71	F015M30D006	118	F016A22D012	120	F016A33A012	120	F016A43B012
69	F015K42D033	71	F015M30D012	118	F016A22D018	120	F016A33A018	120	F016A43B018
70	F015L20A000	71	F015M30D018	118	F016A22D030	120	F016A33A030	120	F016A43B030
70	F015L20A001	71	F015M30D030	118	F016A22D033	120	F016A33A033	120	F016A43B033
70	F015L20A006	71	F015M30D033	120	F016A23A001	120	F016A33B001	120	F016A43D001
70	F015L20A012	71	F015M40A000	120	F016A23A006	120	F016A33B006	120	F016A43D006
70	F015L20A018	71	F015M40A001	120	F016A23A012	120	F016A33B012	120	F016A43D012
70	F015L20A030	71	F015M40A006	120	F016A23A018	120	F016A33B018	120	F016A43D018
70	F015L20A033	71	F015M40A012	120	F016A23A030	120	F016A33B030	120	F016A43D030
70	F015L30A000	71	F015M40A018	120	F016A23A033	120	F016A33B033	120	F016A43D033
70	F015L30A001	71	F015M40A030	120	F016A23B001	120	F016A33D001	117	F016B21A001
70	F015L30A006	71	F015M40A033	120	F016A23B006	120	F016A33D006	117	F016B21A006
70	F015L30A012	71	F015M40B000	120	F016A23B012	120	F016A33D012	117	F016B21A012
70	F015L30A018	71	F015M40B001	120	F016A23B018	120	F016A33D018	117	F016B21A018
70	F015L30A030	71	F015M40B006	120	F016A23B030	120	F016A33D030	117	F016B21A030
70	F015L30A033	71	F015M40B012	120	F016A23B033	120	F016A33D033	117	F016B21A033
70	F015L40A000	71	F015M40B018	120	F016A23D001	116	F016A41A001	117	F016B21B001
70	F015L40A001	71	F015M40B030	120	F016A23D006	116	F016A41A006	117	F016B21B006
70	F015L40A006	71	F015M40B033	120	F016A23D012	116	F016A41A012	117	F016B21B012
70	F015L40A012	71	F015M40D000	120	F016A23D018	116	F016A41A018	117	F016B21B018
70	F015L40A018	71	F015M40D001	120	F016A23D030	116	F016A41A030	117	F016B21B030
70	F015L40A030	71	F015M40D006	120	F016A23D033	116	F016A41A033	117	F016B21B033
70	F015L40A033	71	F015M40D012	116	F016A31A001	116	F016A41B001	117	F016B21D001
71	F015M20A000	71	F015M40D018	116	F016A31A006	116	F016A41B006	117	F016B21D006
71	F015M20A001	71	F015M40D030	116	F016A31A012	116	F016A41B012	117	F016B21D012
71	F015M20A006	71	F015M40D033	116	F016A31A018	116	F016A41B018	117	F016B21D018
71	F015M20A012	69	F015Z000000	116	F016A31A030	116	F016A41B030	117	F016B21D030
71	F015M20A018	69	F015Z010000	116	F016A31A033	116	F016A41B033	117	F016B21D033
71	F015M20A030	116	F016A21A001	116	F016A31B001	116	F016A41D001	119	F016B22A001
71	F015M20A033	116	F016A21A006	116	F016A31B006	116	F016A41D006	119	F016B22A006

Page	Reference	Page	Reference	Page	Reference	Page	Reference	Page	Reference
119	F016B22A012	119	F016B32B012	119	F016B42D012	113	F016M32K012	113	F016N22K012
119	F016B22A018	119	F016B32B018	119	F016B42D018	113	F016M32K018	113	F016N22K018
119	F016B22A030	119	F016B32B030	119	F016B42D030	113	F016M32K030	113	F016N22K030
119	F016B22A033	119	F016B32B033	119	F016B42D033	113	F016M32K033	113	F016N22K033
119	F016B22B001	119	F016B32D001	121	F016B43A001	114	F016M33K001	114	F016N23K001
119	F016B22B006	119	F016B32D006	121	F016B43A006	114	F016M33K006	114	F016N23K006
119	F016B22B012	119	F016B32D012	121	F016B43A012	114	F016M33K012	114	F016N23K012
119	F016B22B018	119	F016B32D018	121	F016B43A018	114	F016M33K018	114	F016N23K018
119	F016B22B030	119	F016B32D030	121	F016B43A030	114	F016M33K030	114	F016N23K030
119	F016B22B033	119	F016B32D033	121	F016B43A033	114	F016M33K033	114	F016N23K033
119	F016B22D001	121	F016B33A001	121	F016B43B001	115	F016M34K001	112	F016N31K001
119	F016B22D006	121	F016B33A006	121	F016B43B006	115	F016M34K006	112	F016N31K006
119	F016B22D012	121	F016B33A012	121	F016B43B012	115	F016M34K012	112	F016N31K012
119	F016B22D018	121	F016B33A018	121	F016B43B018	115	F016M34K018	112	F016N31K018
119	F016B22D030	121	F016B33A030	121	F016B43B030	115	F016M34K030	112	F016N31K030
119	F016B22D033	121	F016B33A033	121	F016B43B033	115	F016M34K033	112	F016N31K033
121	F016B23A001	121	F016B33B001	121	F016B43D001	115	F016M35K001	113	F016N32K001
121	F016B23A006	121	F016B33B006	121	F016B43D006	115	F016M35K006	113	F016N32K006
121	F016B23A012	121	F016B33B012	121	F016B43D012	115	F016M35K012	113	F016N32K012
121	F016B23A018	121	F016B33B018	121	F016B43D018	115	F016M35K018	113	F016N32K018
121	F016B23A030	121	F016B33B030	121	F016B43D030	115	F016M35K030	113	F016N32K030
121	F016B23A033	121	F016B33B033	121	F016B43D033	115	F016M35K033	113	F016N32K033
121	F016B23B001	121	F016B33D001	112	F016M21K001	112	F016M41K001	114	F016N33K001
121	F016B23B006	121	F016B33D006	112	F016M21K006	112	F016M41K006	114	F016N33K006
121	F016B23B012	121	F016B33D012	112	F016M21K012	112	F016M41K012	114	F016N33K012
121	F016B23B018	121	F016B33D018	112	F016M21K018	112	F016M41K018	114	F016N33K018
121	F016B23B030	121	F016B33D030	112	F016M21K030	112	F016M41K030	114	F016N33K030
121	F016B23B033	121	F016B33D033	112	F016M21K033	112	F016M41K033	114	F016N33K033
121	F016B23D001	117	F016B41A001	113	F016M22K001	113	F016M42K001	112	F016N41K001
121	F016B23D006	117	F016B41A006	113	F016M22K006	113	F016M42K006	112	F016N41K006
121	F016B23D012	117	F016B41A012	113	F016M22K012	113	F016M42K012	112	F016N41K012
121	F016B23D018	117	F016B41A018	113	F016M22K018	113	F016M42K018	112	F016N41K018
121	F016B23D030	117	F016B41A030	113	F016M22K030	113	F016M42K030	112	F016N41K030
121	F016B23D033	117	F016B41A033	113	F016M22K033	113	F016M42K033	112	F016N41K033
117	F016B31A001	117	F016B41B001	114	F016M23K001	114	F016M43K001	113	F016N42K001
117	F016B31A006	117	F016B41B006	114	F016M23K006	114	F016M43K006	113	F016N42K006
117	F016B31A012	117	F016B41B012	114	F016M23K012	114	F016M43K012	113	F016N42K012
117	F016B31A018	117	F016B41B018	114	F016M23K018	114	F016M43K018	113	F016N42K018
117	F016B31A030	117	F016B41B030	114	F016M23K030	114	F016M43K030	113	F016N42K030
117	F016B31A033	117	F016B41B033	114	F016M23K033	114	F016M43K033	113	F016N42K033
117	F016B31B001	117	F016B41D001	115	F016M24K001	115	F016M44K001	114	F016N43K001
117	F016B31B006	117	F016B41D006	115	F016M24K006	115	F016M44K006	114	F016N43K006
117	F016B31B012	117	F016B41D012	115	F016M24K012	115	F016M44K012	114	F016N43K012
117	F016B31B018	117	F016B41D018	115	F016M24K018	115	F016M44K018	114	F016N43K018
117	F016B31B030	117	F016B41D030	115	F016M24K030	115	F016M44K030	114	F016N43K030
117	F016B31B033	117	F016B41D033	115	F016M24K033	115	F016M44K033	114	F016N43K033
117	F016B31D001	119	F016B42A001	115	F016M25K001	115	F016M45K001	121	F016Z000000
117	F016B31D006	119	F016B42A006	115	F016M25K006	115	F016M45K006	52	F018A21A001
117	F016B31D012	119	F016B42A012	115	F016M25K012	115	F016M45K012	52	F018A21A012
117	F016B31D018	119	F016B42A018	115	F016M25K018	115	F016M45K018	52	F018A21A013
117	F016B31D030	119	F016B42A030	115	F016M25K030	115	F016M45K030	52	F018A21A018
117	F016B31D033	119	F016B42A033	115	F016M25K033	115	F016M45K033	52	F018A21A025
119	F016B32A001	119	F016B42B001	112	F016M31K001	112	F016N21K001	52	F018A21A030
119	F016B32A006	119	F016B42B006	112	F016M31K006	112	F016N21K006	52	F018A21A033
119	F016B32A012	119	F016B42B012	112	F016M31K012	112	F016N21K012	52	F018A21B001
119	F016B32A018	119	F016B42B018	112	F016M31K018	112	F016N21K018	52	F018A21B012
119	F016B32A030	119	F016B42B030	112	F016M31K030	112	F016N21K030	52	F018A21B013
119	F016B32A033	119	F016B42B033	112	F016M31K033	112	F016N21K033	52	F018A21B018
119	F016B32B001	119	F016B42D001	113	F016M32K001	113	F016N22K001	52	F018A21B025
119	F016B32B006	119	F016B42D006	113	F016M32K006	113	F016N22K006	52	F018A21B030

Page	Reference	Page	Reference	Page	Reference	Page	Reference	Page	Reference
52	F018A21B033	52	F018A31B018	54	F018B22B001	54	F018C35A025	52	F018E21K012
52	F018A21D001	52	F018A31B025	54	F018B22B012	54	F018C35A030	52	F018E21K013
52	F018A21D012	52	F018A31B030	54	F018B22B013	54	F018C35A033	52	F018E21K018
52	F018A21D013	52	F018A31B033	54	F018B22B018	54	F018C35B001	52	F018E21K025
52	F018A21D018	52	F018A31D001	54	F018B22B025	54	F018C35B012	52	F018E21K030
52	F018A21D025	52	F018A31D012	54	F018B22B030	54	F018C35B013	52	F018E21K033
52	F018A21D030	52	F018A31D013	54	F018B22B033	54	F018C35B018	52	F018E31K001
52	F018A21D033	52	F018A31D018	54	F018B22D001	54	F018C35B025	52	F018E31K012
53	F018A22A001	52	F018A31D025	54	F018B22D012	54	F018C35B030	52	F018E31K013
53	F018A22A012	52	F018A31D030	54	F018B22D013	54	F018C35B033	52	F018E31K018
53	F018A22A013	52	F018A31D033	54	F018B22D018	54	F018C35D001	52	F018E31K025
53	F018A22A018	53	F018A32A001	54	F018B22D025	54	F018C35D012	52	F018E31K030
53	F018A22A025	53	F018A32A012	54	F018B22D030	54	F018C35D013	52	F018E31K033
53	F018A22A030	53	F018A32A013	54	F018B22D033	54	F018C35D018	55	F018Z000000
53	F018A22A033	53	F018A32A018	54	F018B32A001	54	F018C35D025	128	F019A21D001
53	F018A22B001	53	F018A32A025	54	F018B32A012	54	F018C35D030	128	F019A21D006
53	F018A22B012	53	F018A32A030	54	F018B32A013	54	F018C35D033	128	F019A21D012
53	F018A22B013	53	F018A32A033	54	F018B32A018	55	F018D25A001	128	F019A21D018
53	F018A22B018	53	F018A32B001	54	F018B32A025	55	F018D25A012	128	F019A21D030
53	F018A22B025	53	F018A32B012	54	F018B32A030	55	F018D25A013	128	F019A21D033
53	F018A22B030	53	F018A32B013	54	F018B32A033	55	F018D25A018	128	F019A22D001
53	F018A22B033	53	F018A32B018	54	F018B32B001	55	F018D25A025	128	F019A22D006
53	F018A22D001	53	F018A32B025	54	F018B32B012	55	F018D25A030	128	F019A22D012
53	F018A22D012	53	F018A32B030	54	F018B32B013	55	F018D25A033	128	F019A22D018
53	F018A22D013	53	F018A32B033	54	F018B32B018	55	F018D25B001	128	F019A22D030
53	F018A22D018	53	F018A32D001	54	F018B32B025	55	F018D25B012	128	F019A22D033
53	F018A22D025	53	F018A32D012	54	F018B32B030	55	F018D25B013	130	F019A23D001
53	F018A22D030	53	F018A32D013	54	F018B32B033	55	F018D25B018	130	F019A23D006
53	F018A22D033	53	F018A32D018	54	F018B32D001	55	F018D25B025	130	F019A23D012
53	F018A23A001	53	F018A32D025	54	F018B32D012	55	F018D25B030	130	F019A23D018
53	F018A23A012	53	F018A32D030	54	F018B32D013	55	F018D25B033	130	F019A23D030
53	F018A23A013	53	F018A32D033	54	F018B32D018	55	F018D25D001	130	F019A23D033
53	F018A23A018	53	F018A33A001	54	F018B32D025	55	F018D25D012	128	F019A31D001
53	F018A23A025	53	F018A33A012	54	F018B32D030	55	F018D25D013	128	F019A31D006
53	F018A23A030	53	F018A33A013	54	F018B32D033	55	F018D25D018	128	F019A31D012
53	F018A23A033	53	F018A33A018	54	F018C25A001	55	F018D25D025	128	F019A31D018
53	F018A23B001	53	F018A33A025	54	F018C25A012	55	F018D25D030	128	F019A31D030
53	F018A23B012	53	F018A33A030	54	F018C25A013	55	F018D25D033	128	F019A31D033
53	F018A23B013	53	F018A33A033	54	F018C25A018	55	F018D35A001	128	F019A32D001
53	F018A23B018	53	F018A33B001	54	F018C25A025	55	F018D35A012	128	F019A32D006
53	F018A23B025	53	F018A33B012	54	F018C25A030	55	F018D35A013	128	F019A32D012
53	F018A23B030	53	F018A33B013	54	F018C25A033	55	F018D35A018	128	F019A32D018
53	F018A23B033	53	F018A33B018	54	F018C25B001	55	F018D35A025	128	F019A32D030
53	F018A23D001	53	F018A33B025	54	F018C25B012	55	F018D35A030	128	F019A32D033
53	F018A23D012	53	F018A33B030	54	F018C25B013	55	F018D35A033	130	F019A33D001
53	F018A23D013	53	F018A33B033	54	F018C25B018	55	F018D35B001	130	F019A33D006
53	F018A23D018	53	F018A33D001	54	F018C25B025	55	F018D35B012	130	F019A33D012
53	F018A23D025	53	F018A33D012	54	F018C25B030	55	F018D35B013	130	F019A33D018
53	F018A23D030	53	F018A33D013	54	F018C25B033	55	F018D35B018	130	F019A33D030
53	F018A23D033	53	F018A33D018	54	F018C25D001	55	F018D35B025	130	F019A33D033
52	F018A31A001	53	F018A33D025	54	F018C25D012	55	F018D35B030	128	F019A41D001
52	F018A31A012	53	F018A33D030	54	F018C25D013	55	F018D35B033	128	F019A41D006
52	F018A31A013	53	F018A33D033	54	F018C25D018	55	F018D35D001	128	F019A41D012
52	F018A31A018	54	F018B22A001	54	F018C25D025	55	F018D35D012	128	F019A41D018
52	F018A31A025	54	F018B22A012	54	F018C25D030	55	F018D35D013	128	F019A41D030
52	F018A31A030	54	F018B22A013	54	F018C25D033	55	F018D35D018	128	F019A41D033
52	F018A31A033	54	F018B22A018	54	F018C35A001	55	F018D35D025	128	F019A42D001
52	F018A31B001	54	F018B22A025	54	F018C35A012	55	F018D35D030	128	F019A42D006
52	F018A31B012	54	F018B22A030	54	F018C35A013	55	F018D35D033	128	F019A42D012
52	F018A31B013	54	F018B22A033	54	F018C35A018	52	F018E21K001	128	F019A42D018

Page	Reference	Page	Reference	Page	Reference	Page	Reference	Page	Reference
128	F019A42D030	131	F019B43D030	425	F020A2BH030	429	F020A2MH030	425	F020A3BH030
128	F019A42D033	131	F019B43D033	425	F020A2BH033	429	F020A2MH033	425	F020A3BH033
130	F019A43D001	422	F020A21H001	427	F020A2CH001	422	F020A31H001	427	F020A3CH001
130	F019A43D006	422	F020A21H006	427	F020A2CH006	422	F020A31H006	427	F020A3CH006
130	F019A43D012	422	F020A21H012	427	F020A2CH012	422	F020A31H012	427	F020A3CH012
130	F019A43D018	422	F020A21H018	427	F020A2CH018	422	F020A31H018	427	F020A3CH018
130	F019A43D030	422	F020A21H030	427	F020A2CH030	422	F020A31H030	427	F020A3CH030
130	F019A43D033	422	F020A21H033	427	F020A2CH033	422	F020A31H033	427	F020A3CH033
129	F019B21D001	424	F020A22H001	429	F020A2DH001	424	F020A32H001	429	F020A3DH001
129	F019B21D006	424	F020A22H006	429	F020A2DH006	424	F020A32H006	429	F020A3DH006
129	F019B21D012	424	F020A22H012	429	F020A2DH012	424	F020A32H012	429	F020A3DH012
129	F019B21D018	424	F020A22H018	429	F020A2DH018	424	F020A32H018	429	F020A3DH018
129	F019B21D030	424	F020A22H030	429	F020A2DH030	424	F020A32H030	429	F020A3DH030
129	F019B21D033	424	F020A22H033	429	F020A2DH033	424	F020A32H033	429	F020A3DH033
129	F019B22D001	426	F020A23H001	423	F020A2EH001	426	F020A33H001	423	F020A3EH001
129	F019B22D006	426	F020A23H006	423	F020A2EH006	426	F020A33H006	423	F020A3EH006
129	F019B22D012	426	F020A23H012	423	F020A2EH012	426	F020A33H012	423	F020A3EH012
129	F019B22D018	426	F020A23H018	423	F020A2EH018	426	F020A33H018	423	F020A3EH018
129	F019B22D030	426	F020A23H030	423	F020A2EH030	426	F020A33H030	423	F020A3EH030
129	F019B22D033	426	F020A23H033	423	F020A2EH033	426	F020A33H033	423	F020A3EH033
131	F019B23D001	428	F020A24H001	425	F020A2FH001	428	F020A34H001	425	F020A3FH001
131	F019B23D006	428	F020A24H006	425	F020A2FH006	428	F020A34H006	425	F020A3FH006
131	F019B23D012	428	F020A24H012	425	F020A2FH012	428	F020A34H012	425	F020A3FH012
131	F019B23D018	428	F020A24H018	425	F020A2FH018	428	F020A34H018	425	F020A3FH018
131	F019B23D030	428	F020A24H030	425	F020A2FH030	428	F020A34H030	425	F020A3FH030
131	F019B23D033	428	F020A24H033	425	F020A2FH033	428	F020A34H033	425	F020A3FH033
129	F019B31D001	422	F020A25H001	427	F020A2GH001	422	F020A35H001	427	F020A3GH001
129	F019B31D006	422	F020A25H006	427	F020A2GH006	422	F020A35H006	427	F020A3GH006
129	F019B31D012	422	F020A25H012	427	F020A2GH012	422	F020A35H012	427	F020A3GH012
129	F019B31D018	422	F020A25H018	427	F020A2GH018	422	F020A35H018	427	F020A3GH018
129	F019B31D030	422	F020A25H030	427	F020A2GH030	422	F020A35H030	427	F020A3GH030
129	F019B31D033	422	F020A25H033	427	F020A2GH033	422	F020A35H033	427	F020A3GH033
129	F019B32D001	424	F020A26H001	429	F020A2HH001	424	F020A36H001	429	F020A3HH001
129	F019B32D006	424	F020A26H006	429	F020A2HH006	424	F020A36H006	429	F020A3HH006
129	F019B32D012	424	F020A26H012	429	F020A2HH012	424	F020A36H012	429	F020A3HH012
129	F019B32D018	424	F020A26H018	429	F020A2HH018	424	F020A36H018	429	F020A3HH018
129	F019B32D030	424	F020A26H030	429	F020A2HH030	424	F020A36H030	429	F020A3HH030
129	F019B32D033	424	F020A26H033	429	F020A2HH033	424	F020A36H033	429	F020A3HH033
131	F019B33D001	426	F020A27H001	423	F020A2JH001	426	F020A37H001	423	F020A3JH001
131	F019B33D006	426	F020A27H006	423	F020A2JH006	426	F020A37H006	423	F020A3JH006
131	F019B33D012	426	F020A27H012	423	F020A2JH012	426	F020A37H012	423	F020A3JH012
131	F019B33D018	426	F020A27H018	423	F020A2JH018	426	F020A37H018	423	F020A3JH018
131	F019B33D030	426	F020A27H030	423	F020A2JH030	426	F020A37H030	423	F020A3JH030
131	F019B33D033	426	F020A27H033	423	F020A2JH033	426	F020A37H033	423	F020A3JH033
129	F019B41D001	428	F020A28H001	425	F020A2KH001	428	F020A38H001	425	F020A3KH001
129	F019B41D006	428	F020A28H006	425	F020A2KH006	428	F020A38H006	425	F020A3KH006
129	F019B41D012	428	F020A28H012	425	F020A2KH012	428	F020A38H012	425	F020A3KH012
129	F019B41D018	428	F020A28H018	425	F020A2KH018	428	F020A38H018	425	F020A3KH018
129	F019B41D030	428	F020A28H030	425	F020A2KH030	428	F020A38H030	425	F020A3KH030
129	F019B41D033	428	F020A28H033	425	F020A2KH033	428	F020A38H033	425	F020A3KH033
129	F019B42D001	422	F020A2AH001	427	F020A2LH001	422	F020A3AH001	427	F020A3LH001
129	F019B42D006	422	F020A2AH006	427	F020A2LH006	422	F020A3AH006	427	F020A3LH006
129	F019B42D012	422	F020A2AH012	427	F020A2LH012	422	F020A3AH012	427	F020A3LH012
129	F019B42D018	422	F020A2AH018	427	F020A2LH018	422	F020A3AH018	427	F020A3LH018
129	F019B42D030	422	F020A2AH030	427	F020A2LH030	422	F020A3AH030	427	F020A3LH030
129	F019B42D033	422	F020A2AH033	427	F020A2LH033	422	F020A3AH033	427	F020A3LH033
131	F019B43D001	425	F020A2BH001	429	F020A2MH001	425	F020A3BH001	429	F020A3MH001
131	F019B43D006	425	F020A2BH006	429	F020A2MH006	425	F020A3BH006	429	F020A3MH006
131	F019B43D012	425	F020A2BH012	429	F020A2MH012	425	F020A3BH012	429	F020A3MH012
131	F019B43D018	425	F020A2BH018	429	F020A2MH018	425	F020A3BH018	429	F020A3MH018

Page	Reference	Page	Reference	Page	Reference	Page	Reference	Page	Reference
429	F020A3MH030	425	F020A4BH030	429	F020A4MH030	425	F020B2BH030	429	F020B2MH030
429	F020A3MH033	425	F020A4BH033	429	F020A4MH033	425	F020B2BH033	429	F020B2MH033
422	F020A41H001	427	F020A4CH001	422	F020B21H001	427	F020B2CH001	422	F020B31H001
422	F020A41H006	427	F020A4CH006	422	F020B21H006	427	F020B2CH006	422	F020B31H006
422	F020A41H012	427	F020A4CH012	422	F020B21H012	427	F020B2CH012	422	F020B31H012
422	F020A41H018	427	F020A4CH018	422	F020B21H018	427	F020B2CH018	422	F020B31H018
422	F020A41H030	427	F020A4CH030	422	F020B21H030	427	F020B2CH030	422	F020B31H030
422	F020A41H033	427	F020A4CH033	422	F020B21H033	427	F020B2CH033	422	F020B31H033
424	F020A42H001	429	F020A4DH001	424	F020B22H001	429	F020B2DH001	424	F020B32H001
424	F020A42H006	429	F020A4DH006	424	F020B22H006	429	F020B2DH006	424	F020B32H006
424	F020A42H012	429	F020A4DH012	424	F020B22H012	429	F020B2DH012	424	F020B32H012
424	F020A42H018	429	F020A4DH018	424	F020B22H018	429	F020B2DH018	424	F020B32H018
424	F020A42H030	429	F020A4DH030	424	F020B22H030	429	F020B2DH030	424	F020B32H030
424	F020A42H033	429	F020A4DH033	424	F020B22H033	429	F020B2DH033	424	F020B32H033
426	F020A43H001	423	F020A4EH001	426	F020B23H001	423	F020B2EH001	426	F020B33H001
426	F020A43H006	423	F020A4EH006	426	F020B23H006	423	F020B2EH006	426	F020B33H006
426	F020A43H012	423	F020A4EH012	426	F020B23H012	423	F020B2EH012	426	F020B33H012
426	F020A43H018	423	F020A4EH018	426	F020B23H018	423	F020B2EH018	426	F020B33H018
426	F020A43H030	423	F020A4EH030	426	F020B23H030	423	F020B2EH030	426	F020B33H030
426	F020A43H033	423	F020A4EH033	426	F020B23H033	423	F020B2EH033	426	F020B33H033
428	F020A44H001	425	F020A4FH001	428	F020B24H001	425	F020B2FH001	428	F020B34H001
428	F020A44H006	425	F020A4FH006	428	F020B24H006	425	F020B2FH006	428	F020B34H006
428	F020A44H012	425	F020A4FH012	428	F020B24H012	425	F020B2FH012	428	F020B34H012
428	F020A44H018	425	F020A4FH018	428	F020B24H018	425	F020B2FH018	428	F020B34H018
428	F020A44H030	425	F020A4FH030	428	F020B24H030	425	F020B2FH030	428	F020B34H030
428	F020A44H033	425	F020A4FH033	428	F020B24H033	425	F020B2FH033	428	F020B34H033
422	F020A45H001	427	F020A4GH001	422	F020B25H001	427	F020B2GH001	422	F020B35H001
422	F020A45H006	427	F020A4GH006	422	F020B25H006	427	F020B2GH006	422	F020B35H006
422	F020A45H012	427	F020A4GH012	422	F020B25H012	427	F020B2GH012	422	F020B35H012
422	F020A45H018	427	F020A4GH018	422	F020B25H018	427	F020B2GH018	422	F020B35H018
422	F020A45H030	427	F020A4GH030	422	F020B25H030	427	F020B2GH030	422	F020B35H030
422	F020A45H033	427	F020A4GH033	422	F020B25H033	427	F020B2GH033	422	F020B35H033
424	F020A46H001	429	F020A4HH001	424	F020B26H001	429	F020B2HH001	424	F020B36H001
424	F020A46H006	429	F020A4HH006	424	F020B26H006	429	F020B2HH006	424	F020B36H006
424	F020A46H012	429	F020A4HH012	424	F020B26H012	429	F020B2HH012	424	F020B36H012
424	F020A46H018	429	F020A4HH018	424	F020B26H018	429	F020B2HH018	424	F020B36H018
424	F020A46H030	429	F020A4HH030	424	F020B26H030	429	F020B2HH030	424	F020B36H030
424	F020A46H033	429	F020A4HH033	424	F020B26H033	429	F020B2HH033	424	F020B36H033
426	F020A47H001	423	F020A4JH001	426	F020B27H001	423	F020B2JH001	426	F020B37H001
426	F020A47H006	423	F020A4JH006	426	F020B27H006	423	F020B2JH006	426	F020B37H006
426	F020A47H012	423	F020A4JH012	426	F020B27H012	423	F020B2JH012	426	F020B37H012
426	F020A47H018	423	F020A4JH018	426	F020B27H018	423	F020B2JH018	426	F020B37H018
426	F020A47H030	423	F020A4JH030	426	F020B27H030	423	F020B2JH030	426	F020B37H030
426	F020A47H033	423	F020A4JH033	426	F020B27H033	423	F020B2JH033	426	F020B37H033
428	F020A48H001	425	F020A4KH001	428	F020B28H001	425	F020B2KH001	428	F020B38H001
428	F020A48H006	425	F020A4KH006	428	F020B28H006	425	F020B2KH006	428	F020B38H006
428	F020A48H012	425	F020A4KH012	428	F020B28H012	425	F020B2KH012	428	F020B38H012
428	F020A48H018	425	F020A4KH018	428	F020B28H018	425	F020B2KH018	428	F020B38H018
428	F020A48H030	425	F020A4KH030	428	F020B28H030	425	F020B2KH030	428	F020B38H030
428	F020A48H033	425	F020A4KH033	428	F020B28H033	425	F020B2KH033	428	F020B38H033
422	F020A4AH001	427	F020A4LH001	422	F020B2AH001	427	F020B2LH001	422	F020B3AH001
422	F020A4AH006	427	F020A4LH006	422	F020B2AH006	427	F020B2LH006	422	F020B3AH006
422	F020A4AH012	427	F020A4LH012	422	F020B2AH012	427	F020B2LH012	422	F020B3AH012
422	F020A4AH018	427	F020A4LH018	422	F020B2AH018	427	F020B2LH018	422	F020B3AH018
422	F020A4AH030	427	F020A4LH030	422	F020B2AH030	427	F020B2LH030	422	F020B3AH030
422	F020A4AH033	427	F020A4LH033	422	F020B2AH033	427	F020B2LH033	422	F020B3AH033
425	F020A4BH001	429	F020A4MH001	425	F020B2BH001	429	F020B2MH001	425	F020B3BH001
425	F020A4BH006	429	F020A4MH006	425	F020B2BH006	429	F020B2MH006	425	F020B3BH006
425	F020A4BH012	429	F020A4MH012	425	F020B2BH012	429	F020B2MH012	425	F020B3BH012
425	F020A4BH018	429	F020A4MH018	425	F020B2BH018	429	F020B2MH018	425	F020B3BH018

Page	Reference	Page	Reference	Page	Reference	Page	Reference	Page	Reference
425	F020B3BH030	429	F020B3MH030	425	F020B4BH030	429	F020B4MH030	425	F020C2FH030
425	F020B3BH033	429	F020B3MH033	425	F020B4BH033	429	F020B4MH033	425	F020C2FH033
427	F020B3CH001	422	F020B41H001	427	F020B4CH001	424	F020C22H001	427	F020C2GH001
427	F020B3CH006	422	F020B41H006	427	F020B4CH006	424	F020C22H006	427	F020C2GH006
427	F020B3CH012	422	F020B41H012	427	F020B4CH012	424	F020C22H012	427	F020C2GH012
427	F020B3CH018	422	F020B41H018	427	F020B4CH018	424	F020C22H018	427	F020C2GH018
427	F020B3CH030	422	F020B41H030	427	F020B4CH030	424	F020C22H030	427	F020C2GH030
427	F020B3CH033	422	F020B41H033	427	F020B4CH033	424	F020C22H033	427	F020C2GH033
429	F020B3DH001	424	F020B42H001	429	F020B4DH001	426	F020C23H001	429	F020C2HH001
429	F020B3DH006	424	F020B42H006	429	F020B4DH006	426	F020C23H006	429	F020C2HH006
429	F020B3DH012	424	F020B42H012	429	F020B4DH012	426	F020C23H012	429	F020C2HH012
429	F020B3DH018	424	F020B42H018	429	F020B4DH018	426	F020C23H018	429	F020C2HH018
429	F020B3DH030	424	F020B42H030	429	F020B4DH030	426	F020C23H030	429	F020C2HH030
429	F020B3DH033	424	F020B42H033	429	F020B4DH033	426	F020C23H033	429	F020C2HH033
423	F020B3EH001	426	F020B43H001	423	F020B4EH001	428	F020C24H001	425	F020C2KH001
423	F020B3EH006	426	F020B43H006	423	F020B4EH006	428	F020C24H006	425	F020C2KH006
423	F020B3EH012	426	F020B43H012	423	F020B4EH012	428	F020C24H012	425	F020C2KH012
423	F020B3EH018	426	F020B43H018	423	F020B4EH018	428	F020C24H018	425	F020C2KH018
423	F020B3EH030	426	F020B43H030	423	F020B4EH030	428	F020C24H030	425	F020C2KH030
423	F020B3EH033	426	F020B43H033	423	F020B4EH033	428	F020C24H033	425	F020C2KH033
425	F020B3FH001	428	F020B44H001	425	F020B4FH001	424	F020C26H001	427	F020C2LH001
425	F020B3FH006	428	F020B44H006	425	F020B4FH006	424	F020C26H006	427	F020C2LH006
425	F020B3FH012	428	F020B44H012	425	F020B4FH012	424	F020C26H012	427	F020C2LH012
425	F020B3FH018	428	F020B44H018	425	F020B4FH018	424	F020C26H018	427	F020C2LH018
425	F020B3FH030	428	F020B44H030	425	F020B4FH030	424	F020C26H030	427	F020C2LH030
425	F020B3FH033	428	F020B44H033	425	F020B4FH033	424	F020C26H033	427	F020C2LH033
427	F020B3GH001	422	F020B45H001	427	F020B4GH001	426	F020C27H001	429	F020C2MH001
427	F020B3GH006	422	F020B45H006	427	F020B4GH006	426	F020C27H006	429	F020C2MH006
427	F020B3GH012	422	F020B45H012	427	F020B4GH012	426	F020C27H012	429	F020C2MH012
427	F020B3GH018	422	F020B45H018	427	F020B4GH018	426	F020C27H018	429	F020C2MH018
427	F020B3GH030	422	F020B45H030	427	F020B4GH030	426	F020C27H030	429	F020C2MH030
427	F020B3GH033	422	F020B45H033	427	F020B4GH033	426	F020C27H033	429	F020C2MH033
429	F020B3HH001	424	F020B46H001	429	F020B4HH001	428	F020C28H001	424	F020C32H001
429	F020B3HH006	424	F020B46H006	429	F020B4HH006	428	F020C28H006	424	F020C32H006
429	F020B3HH012	424	F020B46H012	429	F020B4HH012	428	F020C28H012	424	F020C32H012
429	F020B3HH018	424	F020B46H018	429	F020B4HH018	428	F020C28H018	424	F020C32H018
429	F020B3HH030	424	F020B46H030	429	F020B4HH030	428	F020C28H030	424	F020C32H030
429	F020B3HH033	424	F020B46H033	429	F020B4HH033	428	F020C28H033	424	F020C32H033
423	F020B3JH001	426	F020B47H001	423	F020B4JH001	425	F020C2BH001	426	F020C33H001
423	F020B3JH006	426	F020B47H006	423	F020B4JH006	425	F020C2BH006	426	F020C33H006
423	F020B3JH012	426	F020B47H012	423	F020B4JH012	425	F020C2BH012	426	F020C33H012
423	F020B3JH018	426	F020B47H018	423	F020B4JH018	425	F020C2BH018	426	F020C33H018
423	F020B3JH030	426	F020B47H030	423	F020B4JH030	425	F020C2BH030	426	F020C33H030
423	F020B3JH033	426	F020B47H033	423	F020B4JH033	425	F020C2BH033	426	F020C33H033
425	F020B3KH001	428	F020B48H001	425	F020B4KH001	427	F020C2CH001	428	F020C34H001
425	F020B3KH006	428	F020B48H006	425	F020B4KH006	427	F020C2CH006	428	F020C34H006
425	F020B3KH012	428	F020B48H012	425	F020B4KH012	427	F020C2CH012	428	F020C34H012
425	F020B3KH018	428	F020B48H018	425	F020B4KH018	427	F020C2CH018	428	F020C34H018
425	F020B3KH030	428	F020B48H030	425	F020B4KH030	427	F020C2CH030	428	F020C34H030
425	F020B3KH033	428	F020B48H033	425	F020B4KH033	427	F020C2CH033	428	F020C34H033
427	F020B3LH001	422	F020B4AH001	427	F020B4LH001	429	F020C2DH001	424	F020C36H001
427	F020B3LH006	422	F020B4AH006	427	F020B4LH006	429	F020C2DH006	424	F020C36H006
427	F020B3LH012	422	F020B4AH012	427	F020B4LH012	429	F020C2DH012	424	F020C36H012
427	F020B3LH018	422	F020B4AH018	427	F020B4LH018	429	F020C2DH018	424	F020C36H018
427	F020B3LH030	422	F020B4AH030	427	F020B4LH030	429	F020C2DH030	424	F020C36H030
427	F020B3LH033	422	F020B4AH033	427	F020B4LH033	429	F020C2DH033	424	F020C36H033
429	F020B3MH001	425	F020B4BH001	429	F020B4MH001	425	F020C2FH001	426	F020C37H001
429	F020B3MH006	425	F020B4BH006	429	F020B4MH006	425	F020C2FH006	426	F020C37H006
429	F020B3MH012	425	F020B4BH012	429	F020B4MH012	425	F020C2FH012	426	F020C37H012
429	F020B3MH018	425	F020B4BH018	429	F020B4MH018	425	F020C2FH018	426	F020C37H018

Page	Reference	Page	Reference	Page	Reference	Page	Reference	Page	Reference
426	F020C37H030	429	F020C3MH030	425	F020C4FH030	430	F020G3JH030	432	F020GTLH030
426	F020C37H033	429	F020C3MH033	425	F020C4FH033	430	F020G3JH033	432	F020GTLH033
428	F020C38H001	424	F020C42H001	427	F020C4GH001	431	F020G3KH001	433	F020GTMH001
428	F020C38H006	424	F020C42H006	427	F020C4GH006	431	F020G3KH006	433	F020GTMH006
428	F020C38H012	424	F020C42H012	427	F020C4GH012	431	F020G3KH012	433	F020GTMH012
428	F020C38H018	424	F020C42H018	427	F020C4GH018	431	F020G3KH018	433	F020GTMH018
428	F020C38H030	424	F020C42H030	427	F020C4GH030	431	F020G3KH030	433	F020GTMH030
428	F020C38H033	424	F020C42H033	427	F020C4GH033	431	F020G3KH033	433	F020GTMH033
425	F020C3BH001	426	F020C43H001	429	F020C4HH001	432	F020G3LH001	430	F020H2JH001
425	F020C3BH006	426	F020C43H006	429	F020C4HH006	432	F020G3LH006	430	F020H2JH006
425	F020C3BH012	426	F020C43H012	429	F020C4HH012	432	F020G3LH012	430	F020H2JH012
425	F020C3BH018	426	F020C43H018	429	F020C4HH018	432	F020G3LH018	430	F020H2JH018
425	F020C3BH030	426	F020C43H030	429	F020C4HH030	432	F020G3LH030	430	F020H2JH030
425	F020C3BH033	426	F020C43H033	429	F020C4HH033	432	F020G3LH033	430	F020H2JH033
427	F020C3CH001	428	F020C44H001	425	F020C4KH001	433	F020G3MH001	431	F020H2KH001
427	F020C3CH006	428	F020C44H006	425	F020C4KH006	433	F020G3MH006	431	F020H2KH006
427	F020C3CH012	428	F020C44H012	425	F020C4KH012	433	F020G3MH012	431	F020H2KH012
427	F020C3CH018	428	F020C44H018	425	F020C4KH018	433	F020G3MH018	431	F020H2KH018
427	F020C3CH030	428	F020C44H030	425	F020C4KH030	433	F020G3MH030	431	F020H2KH030
427	F020C3CH033	428	F020C44H033	425	F020C4KH033	433	F020G3MH033	431	F020H2KH033
429	F020C3DH001	424	F020C46H001	427	F020C4LH001	430	F020G4JH001	432	F020H2LH001
429	F020C3DH006	424	F020C46H006	427	F020C4LH006	430	F020G4JH006	432	F020H2LH006
429	F020C3DH012	424	F020C46H012	427	F020C4LH012	430	F020G4JH012	432	F020H2LH012
429	F020C3DH018	424	F020C46H018	427	F020C4LH018	430	F020G4JH018	432	F020H2LH018
429	F020C3DH030	424	F020C46H030	427	F020C4LH030	430	F020G4JH030	432	F020H2LH030
429	F020C3DH033	424	F020C46H033	427	F020C4LH033	430	F020G4JH033	432	F020H2LH033
425	F020C3FH001	426	F020C47H001	429	F020C4MH001	431	F020G4KH001	433	F020H2MH001
425	F020C3FH006	426	F020C47H006	429	F020C4MH006	431	F020G4KH006	433	F020H2MH006
425	F020C3FH012	426	F020C47H012	429	F020C4MH012	431	F020G4KH012	433	F020H2MH012
425	F020C3FH018	426	F020C47H018	429	F020C4MH018	431	F020G4KH018	433	F020H2MH018
425	F020C3FH030	426	F020C47H030	429	F020C4MH030	431	F020G4KH030	433	F020H2MH030
425	F020C3FH033	426	F020C47H033	429	F020C4MH033	431	F020G4KH033	433	F020H2MH033
427	F020C3GH001	428	F020C48H001	430	F020G2JH001	432	F020G4LH001	430	F020H3JH001
427	F020C3GH006	428	F020C48H006	430	F020G2JH006	432	F020G4LH006	430	F020H3JH006
427	F020C3GH012	428	F020C48H012	430	F020G2JH012	432	F020G4LH012	430	F020H3JH012
427	F020C3GH018	428	F020C48H018	430	F020G2JH018	432	F020G4LH018	430	F020H3JH018
427	F020C3GH030	428	F020C48H030	430	F020G2JH030	432	F020G4LH030	430	F020H3JH030
427	F020C3GH033	428	F020C48H033	430	F020G2JH033	432	F020G4LH033	430	F020H3JH033
429	F020C3HH001	425	F020C4BH001	431	F020G2KH001	433	F020G4MH001	431	F020H3KH001
429	F020C3HH006	425	F020C4BH006	431	F020G2KH006	433	F020G4MH006	431	F020H3KH006
429	F020C3HH012	425	F020C4BH012	431	F020G2KH012	433	F020G4MH012	431	F020H3KH012
429	F020C3HH018	425	F020C4BH018	431	F020G2KH018	433	F020G4MH018	431	F020H3KH018
429	F020C3HH030	425	F020C4BH030	431	F020G2KH030	433	F020G4MH030	431	F020H3KH030
429	F020C3HH033	425	F020C4BH033	431	F020G2KH033	433	F020G4MH033	431	F020H3KH033
425	F020C3KH001	427	F020C4CH001	432	F020G2LH001	430	F020GTJH001	432	F020H3LH001
425	F020C3KH006	427	F020C4CH006	432	F020G2LH006	430	F020GTJH006	432	F020H3LH006
425	F020C3KH012	427	F020C4CH012	432	F020G2LH012	430	F020GTJH012	432	F020H3LH012
425	F020C3KH018	427	F020C4CH018	432	F020G2LH018	430	F020GTJH018	432	F020H3LH018
425	F020C3KH030	427	F020C4CH030	432	F020G2LH030	430	F020GTJH030	432	F020H3LH030
425	F020C3KH033	427	F020C4CH033	432	F020G2LH033	430	F020GTJH033	432	F020H3LH033
427	F020C3LH001	429	F020C4DH001	433	F020G2MH001	431	F020GTKH001	433	F020H3MH001
427	F020C3LH006	429	F020C4DH006	433	F020G2MH006	431	F020GTKH006	433	F020H3MH006
427	F020C3LH012	429	F020C4DH012	433	F020G2MH012	431	F020GTKH012	433	F020H3MH012
427	F020C3LH018	429	F020C4DH018	433	F020G2MH018	431	F020GTKH018	433	F020H3MH018
427	F020C3LH030	429	F020C4DH030	433	F020G2MH030	431	F020GTKH030	433	F020H3MH030
427	F020C3LH033	429	F020C4DH033	433	F020G2MH033	431	F020GTKH033	433	F020H3MH033
429	F020C3MH001	425	F020C4FH001	430	F020G3JH001	432	F020GTLH001	430	F020H4JH001
429	F020C3MH006	425	F020C4FH006	430	F020G3JH006	432	F020GTLH006	430	F020H4JH006
429	F020C3MH012	425	F020C4FH012	430	F020G3JH012	432	F020GTLH012	430	F020H4JH012
429	F020C3MH018	425	F020C4FH018	430	F020G3JH018	432	F020GTLH018	430	F020H4JH018

Page	Reference	Page	Reference	Page	Reference	Page	Reference	Page	Reference
430	F020H4JH030	433	F020J2MH030	438	F021A21A030	443	F021A2CA030	438	F021A31A030
430	F020H4JH033	433	F020J2MH033	438	F021A21A033	443	F021A2CA033	438	F021A31A033
431	F020H4KH001	431	F020J3KH001	440	F021A22A001	445	F021A2DA001	440	F021A32A001
431	F020H4KH006	431	F020J3KH006	440	F021A22A006	445	F021A2DA006	440	F021A32A006
431	F020H4KH012	431	F020J3KH012	440	F021A22A012	445	F021A2DA012	440	F021A32A012
431	F020H4KH018	431	F020J3KH018	440	F021A22A018	445	F021A2DA018	440	F021A32A018
431	F020H4KH030	431	F020J3KH030	440	F021A22A030	445	F021A2DA030	440	F021A32A030
431	F020H4KH033	431	F020J3KH033	440	F021A22A033	445	F021A2DA033	440	F021A32A033
432	F020H4LH001	432	F020J3LH001	442	F021A23A001	439	F021A2EA001	442	F021A33A001
432	F020H4LH006	432	F020J3LH006	442	F021A23A006	439	F021A2EA006	442	F021A33A006
432	F020H4LH012	432	F020J3LH012	442	F021A23A012	439	F021A2EA012	442	F021A33A012
432	F020H4LH018	432	F020J3LH018	442	F021A23A018	439	F021A2EA018	442	F021A33A018
432	F020H4LH030	432	F020J3LH030	442	F021A23A030	439	F021A2EA030	442	F021A33A030
432	F020H4LH033	432	F020J3LH033	442	F021A23A033	439	F021A2EA033	442	F021A33A033
433	F020H4MH001	433	F020J3MH001	444	F021A24A001	441	F021A2FA001	444	F021A34A001
433	F020H4MH006	433	F020J3MH006	444	F021A24A006	441	F021A2FA006	444	F021A34A006
433	F020H4MH012	433	F020J3MH012	444	F021A24A012	441	F021A2FA012	444	F021A34A012
433	F020H4MH018	433	F020J3MH018	444	F021A24A018	441	F021A2FA018	444	F021A34A018
433	F020H4MH030	433	F020J3MH030	444	F021A24A030	441	F021A2FA030	444	F021A34A030
433	F020H4MH033	433	F020J3MH033	444	F021A24A033	441	F021A2FA033	444	F021A34A033
430	F020HTJH001	431	F020J4KH001	438	F021A25A001	443	F021A2GA001	438	F021A35A001
430	F020HTJH006	431	F020J4KH006	438	F021A25A006	443	F021A2GA006	438	F021A35A006
430	F020HTJH012	431	F020J4KH012	438	F021A25A012	443	F021A2GA012	438	F021A35A012
430	F020HTJH018	431	F020J4KH018	438	F021A25A018	443	F021A2GA018	438	F021A35A018
430	F020HTJH030	431	F020J4KH030	438	F021A25A030	443	F021A2GA030	438	F021A35A030
430	F020HTJH033	431	F020J4KH033	438	F021A25A033	443	F021A2GA033	438	F021A35A033
431	F020HTKH001	432	F020J4LH001	440	F021A26A001	445	F021A2HA001	440	F021A36A001
431	F020HTKH006	432	F020J4LH006	440	F021A26A006	445	F021A2HA006	440	F021A36A006
431	F020HTKH012	432	F020J4LH012	440	F021A26A012	445	F021A2HA012	440	F021A36A012
431	F020HTKH018	432	F020J4LH018	440	F021A26A018	445	F021A2HA018	440	F021A36A018
431	F020HTKH030	432	F020J4LH030	440	F021A26A030	445	F021A2HA030	440	F021A36A030
431	F020HTKH033	432	F020J4LH033	440	F021A26A033	445	F021A2HA033	440	F021A36A033
432	F020HTLH001	433	F020J4MH001	442	F021A27A001	439	F021A2JA001	442	F021A37A001
432	F020HTLH006	433	F020J4MH006	442	F021A27A006	439	F021A2JA006	442	F021A37A006
432	F020HTLH012	433	F020J4MH012	442	F021A27A012	439	F021A2JA012	442	F021A37A012
432	F020HTLH018	433	F020J4MH018	442	F021A27A018	439	F021A2JA018	442	F021A37A018
432	F020HTLH030	433	F020J4MH030	442	F021A27A030	439	F021A2JA030	442	F021A37A030
432	F020HTLH033	433	F020J4MH033	442	F021A27A033	439	F021A2JA033	442	F021A37A033
433	F020HTMH001	431	F020JTKH001	444	F021A28A001	441	F021A2KA001	444	F021A38A001
433	F020HTMH006	431	F020JTKH006	444	F021A28A006	441	F021A2KA006	444	F021A38A006
433	F020HTMH012	431	F020JTKH012	444	F021A28A012	441	F021A2KA012	444	F021A38A012
433	F020HTMH018	431	F020JTKH018	444	F021A28A018	441	F021A2KA018	444	F021A38A018
433	F020HTMH030	431	F020JTKH030	444	F021A28A030	441	F021A2KA030	444	F021A38A030
433	F020HTMH033	431	F020JTKH033	444	F021A28A033	441	F021A2KA033	444	F021A38A033
431	F020J2KH001	432	F020JTLH001	438	F021A2AA001	443	F021A2LA001	438	F021A3AA001
431	F020J2KH006	432	F020JTLH006	438	F021A2AA006	443	F021A2LA006	438	F021A3AA006
431	F020J2KH012	432	F020JTLH012	438	F021A2AA012	443	F021A2LA012	438	F021A3AA012
431	F020J2KH018	432	F020JTLH018	438	F021A2AA018	443	F021A2LA018	438	F021A3AA018
431	F020J2KH030	432	F020JTLH030	438	F021A2AA030	443	F021A2LA030	438	F021A3AA030
431	F020J2KH033	432	F020JTLH033	438	F021A2AA033	443	F021A2LA033	438	F021A3AA033
432	F020J2LH001	433	F020JTMH001	441	F021A2BA001	445	F021A2MA001	441	F021A3BA001
432	F020J2LH006	433	F020JTMH006	441	F021A2BA006	445	F021A2MA006	441	F021A3BA006
432	F020J2LH012	433	F020JTMH012	441	F021A2BA012	445	F021A2MA012	441	F021A3BA012
432	F020J2LH018	433	F020JTMH018	441	F021A2BA018	445	F021A2MA018	441	F021A3BA018
432	F020J2LH030	433	F020JTMH030	441	F021A2BA030	445	F021A2MA030	441	F021A3BA030
432	F020J2LH033	433	F020JTMH033	441	F021A2BA033	445	F021A2MA033	441	F021A3BA033
433	F020J2MH001	438	F021A21A001	443	F021A2CA001	438	F021A31A001	443	F021A3CA001
433	F020J2MH006	438	F021A21A006	443	F021A2CA006	438	F021A31A006	443	F021A3CA006
433	F020J2MH012	438	F021A21A012	443	F021A2CA012	438	F021A31A012	443	F021A3CA012
433	F020J2MH018	438	F021A21A018	443	F021A2CA018	438	F021A31A018	443	F021A3CA018

Page	Reference	Page	Reference	Page	Reference	Page	Reference	Page	Reference
443	F021A3CA030	438	F021A41A030	443	F021A4CA030	438	F021B21A030	442	F021B27A030
443	F021A3CA033	438	F021A41A033	443	F021A4CA033	438	F021B21A033	442	F021B27A033
445	F021A3DA001	440	F021A42A001	445	F021A4DA001	440	F021B22A001	448	F021B27D001
445	F021A3DA006	440	F021A42A006	445	F021A4DA006	440	F021B22A006	448	F021B27D006
445	F021A3DA012	440	F021A42A012	445	F021A4DA012	440	F021B22A012	448	F021B27D012
445	F021A3DA018	440	F021A42A018	445	F021A4DA018	440	F021B22A018	448	F021B27D018
445	F021A3DA030	440	F021A42A030	445	F021A4DA030	440	F021B22A030	448	F021B27D030
445	F021A3DA033	440	F021A42A033	445	F021A4DA033	440	F021B22A033	448	F021B27D033
439	F021A3EA001	442	F021A43A001	439	F021A4EA001	446	F021B22D001	444	F021B28A001
439	F021A3EA006	442	F021A43A006	439	F021A4EA006	446	F021B22D006	444	F021B28A006
439	F021A3EA012	442	F021A43A012	439	F021A4EA012	446	F021B22D012	444	F021B28A012
439	F021A3EA018	442	F021A43A018	439	F021A4EA018	446	F021B22D018	444	F021B28A018
439	F021A3EA030	442	F021A43A030	439	F021A4EA030	446	F021B22D030	444	F021B28A030
439	F021A3EA033	442	F021A43A033	439	F021A4EA033	446	F021B22D033	444	F021B28A033
441	F021A3FA001	444	F021A44A001	441	F021A4FA001	442	F021B23A001	450	F021B28D001
441	F021A3FA006	444	F021A44A006	441	F021A4FA006	442	F021B23A006	450	F021B28D006
441	F021A3FA012	444	F021A44A012	441	F021A4FA012	442	F021B23A012	450	F021B28D012
441	F021A3FA018	444	F021A44A018	441	F021A4FA018	442	F021B23A018	450	F021B28D018
441	F021A3FA030	444	F021A44A030	441	F021A4FA030	442	F021B23A030	450	F021B28D030
441	F021A3FA033	444	F021A44A033	441	F021A4FA033	442	F021B23A033	450	F021B28D033
443	F021A3GA001	438	F021A45A001	443	F021A4GA001	448	F021B23D001	438	F021B2AA001
443	F021A3GA006	438	F021A45A006	443	F021A4GA006	448	F021B23D006	438	F021B2AA006
443	F021A3GA012	438	F021A45A012	443	F021A4GA012	448	F021B23D012	438	F021B2AA012
443	F021A3GA018	438	F021A45A018	443	F021A4GA018	448	F021B23D018	438	F021B2AA018
443	F021A3GA030	438	F021A45A030	443	F021A4GA030	448	F021B23D030	438	F021B2AA030
443	F021A3GA033	438	F021A45A033	443	F021A4GA033	448	F021B23D033	438	F021B2AA033
445	F021A3HA001	440	F021A46A001	445	F021A4HA001	444	F021B24A001	441	F021B2BA001
445	F021A3HA006	440	F021A46A006	445	F021A4HA006	444	F021B24A006	441	F021B2BA006
445	F021A3HA012	440	F021A46A012	445	F021A4HA012	444	F021B24A012	441	F021B2BA012
445	F021A3HA018	440	F021A46A018	445	F021A4HA018	444	F021B24A018	441	F021B2BA018
445	F021A3HA030	440	F021A46A030	445	F021A4HA030	444	F021B24A030	441	F021B2BA030
445	F021A3HA033	440	F021A46A033	445	F021A4HA033	444	F021B24A033	441	F021B2BA033
439	F021A3JA001	442	F021A47A001	439	F021A4JA001	450	F021B24D001	446	F021B2BD001
439	F021A3JA006	442	F021A47A006	439	F021A4JA006	450	F021B24D006	446	F021B2BD006
439	F021A3JA012	442	F021A47A012	439	F021A4JA012	450	F021B24D012	446	F021B2BD012
439	F021A3JA018	442	F021A47A018	439	F021A4JA018	450	F021B24D018	446	F021B2BD018
439	F021A3JA030	442	F021A47A030	439	F021A4JA030	450	F021B24D030	446	F021B2BD030
439	F021A3JA033	442	F021A47A033	439	F021A4JA033	450	F021B24D033	446	F021B2BD033
441	F021A3KA001	444	F021A48A001	441	F021A4KA001	438	F021B25A001	443	F021B2CA001
441	F021A3KA006	444	F021A48A006	441	F021A4KA006	438	F021B25A006	443	F021B2CA006
441	F021A3KA012	444	F021A48A012	441	F021A4KA012	438	F021B25A012	443	F021B2CA012
441	F021A3KA018	444	F021A48A018	441	F021A4KA018	438	F021B25A018	443	F021B2CA018
441	F021A3KA030	444	F021A48A030	441	F021A4KA030	438	F021B25A030	443	F021B2CA030
441	F021A3KA033	444	F021A48A033	441	F021A4KA033	438	F021B25A033	443	F021B2CA033
443	F021A3LA001	438	F021A4AA001	443	F021A4LA001	440	F021B26A001	448	F021B2CD001
443	F021A3LA006	438	F021A4AA006	443	F021A4LA006	440	F021B26A006	448	F021B2CD006
443	F021A3LA012	438	F021A4AA012	443	F021A4LA012	440	F021B26A012	448	F021B2CD012
443	F021A3LA018	438	F021A4AA018	443	F021A4LA018	440	F021B26A018	448	F021B2CD018
443	F021A3LA030	438	F021A4AA030	443	F021A4LA030	440	F021B26A030	448	F021B2CD030
443	F021A3LA033	438	F021A4AA033	443	F021A4LA033	440	F021B26A033	448	F021B2CD033
445	F021A3MA001	441	F021A4BA001	445	F021A4MA001	446	F021B26D001	445	F021B2DA001
445	F021A3MA006	441	F021A4BA006	445	F021A4MA006	446	F021B26D006	445	F021B2DA006
445	F021A3MA012	441	F021A4BA012	445	F021A4MA012	446	F021B26D012	445	F021B2DA012
445	F021A3MA018	441	F021A4BA018	445	F021A4MA018	446	F021B26D018	445	F021B2DA018
445	F021A3MA030	441	F021A4BA030	445	F021A4MA030	446	F021B26D030	445	F021B2DA030
445	F021A3MA033	441	F021A4BA033	445	F021A4MA033	446	F021B26D033	445	F021B2DA033
438	F021A41A001	443	F021A4CA001	438	F021B21A001	442	F021B27A001	450	F021B2DD001
438	F021A41A006	443	F021A4CA006	438	F021B21A006	442	F021B27A006	450	F021B2DD006
438	F021A41A012	443	F021A4CA012	438	F021B21A012	442	F021B27A012	450	F021B2DD012
438	F021A41A018	443	F021A4CA018	438	F021B21A018	442	F021B27A018	450	F021B2DD018

Page	Reference	Page	Reference	Page	Reference	Page	Reference	Page	Reference
450	F021B2DD030	447	F021B2KD030	444	F021B34A030	441	F021B3BA030	449	F021B3GD030
450	F021B2DD033	447	F021B2KD033	444	F021B34A033	441	F021B3BA033	449	F021B3GD033
439	F021B2EA001	443	F021B2LA001	450	F021B34D001	446	F021B3BD001	445	F021B3HA001
439	F021B2EA006	443	F021B2LA006	450	F021B34D006	446	F021B3BD006	445	F021B3HA006
439	F021B2EA012	443	F021B2LA012	450	F021B34D012	446	F021B3BD012	445	F021B3HA012
439	F021B2EA018	443	F021B2LA018	450	F021B34D018	446	F021B3BD018	445	F021B3HA018
439	F021B2EA030	443	F021B2LA030	450	F021B34D030	446	F021B3BD030	445	F021B3HA030
439	F021B2EA033	443	F021B2LA033	450	F021B34D033	446	F021B3BD033	445	F021B3HA033
441	F021B2FA001	449	F021B2LD001	438	F021B35A001	443	F021B3CA001	451	F021B3HD001
441	F021B2FA006	449	F021B2LD006	438	F021B35A006	443	F021B3CA006	451	F021B3HD006
441	F021B2FA012	449	F021B2LD012	438	F021B35A012	443	F021B3CA012	451	F021B3HD012
441	F021B2FA018	449	F021B2LD018	438	F021B35A018	443	F021B3CA018	451	F021B3HD018
441	F021B2FA030	449	F021B2LD030	438	F021B35A030	443	F021B3CA030	451	F021B3HD030
441	F021B2FA033	449	F021B2LD033	438	F021B35A033	443	F021B3CA033	451	F021B3HD033
447	F021B2FD001	445	F021B2MA001	440	F021B36A001	448	F021B3CD001	439	F021B3JA001
447	F021B2FD006	445	F021B2MA006	440	F021B36A006	448	F021B3CD006	439	F021B3JA006
447	F021B2FD012	445	F021B2MA012	440	F021B36A012	448	F021B3CD012	439	F021B3JA012
447	F021B2FD018	445	F021B2MA018	440	F021B36A018	448	F021B3CD018	439	F021B3JA018
447	F021B2FD030	445	F021B2MA030	440	F021B36A030	448	F021B3CD030	439	F021B3JA030
447	F021B2FD033	445	F021B2MA033	440	F021B36A033	448	F021B3CD033	439	F021B3JA033
443	F021B2GA001	451	F021B2MD001	446	F021B36D001	445	F021B3DA001	441	F021B3KA001
443	F021B2GA006	451	F021B2MD006	446	F021B36D006	445	F021B3DA006	441	F021B3KA006
443	F021B2GA012	451	F021B2MD012	446	F021B36D012	445	F021B3DA012	441	F021B3KA012
443	F021B2GA018	451	F021B2MD018	446	F021B36D018	445	F021B3DA018	441	F021B3KA018
443	F021B2GA030	451	F021B2MD030	446	F021B36D030	445	F021B3DA030	441	F021B3KA030
443	F021B2GA033	451	F021B2MD033	446	F021B36D033	445	F021B3DA033	441	F021B3KA033
449	F021B2GD001	438	F021B31A001	442	F021B37A001	450	F021B3DD001	447	F021B3KD001
449	F021B2GD006	438	F021B31A006	442	F021B37A006	450	F021B3DD006	447	F021B3KD006
449	F021B2GD012	438	F021B31A012	442	F021B37A012	450	F021B3DD012	447	F021B3KD012
449	F021B2GD018	438	F021B31A018	442	F021B37A018	450	F021B3DD018	447	F021B3KD018
449	F021B2GD030	438	F021B31A030	442	F021B37A030	450	F021B3DD030	447	F021B3KD030
449	F021B2GD033	438	F021B31A033	442	F021B37A033	450	F021B3DD033	447	F021B3KD033
445	F021B2HA001	440	F021B32A001	448	F021B37D001	439	F021B3EA001	443	F021B3LA001
445	F021B2HA006	440	F021B32A006	448	F021B37D006	439	F021B3EA006	443	F021B3LA006
445	F021B2HA012	440	F021B32A012	448	F021B37D012	439	F021B3EA012	443	F021B3LA012
445	F021B2HA018	440	F021B32A018	448	F021B37D018	439	F021B3EA018	443	F021B3LA018
445	F021B2HA030	440	F021B32A030	448	F021B37D030	439	F021B3EA030	443	F021B3LA030
445	F021B2HA033	440	F021B32A033	448	F021B37D033	439	F021B3EA033	443	F021B3LA033
451	F021B2HD001	446	F021B32D001	444	F021B38A001	441	F021B3FA001	449	F021B3LD001
451	F021B2HD006	446	F021B32D006	444	F021B38A006	441	F021B3FA006	449	F021B3LD006
451	F021B2HD012	446	F021B32D012	444	F021B38A012	441	F021B3FA012	449	F021B3LD012
451	F021B2HD018	446	F021B32D018	444	F021B38A018	441	F021B3FA018	449	F021B3LD018
451	F021B2HD030	446	F021B32D030	444	F021B38A030	441	F021B3FA030	449	F021B3LD030
451	F021B2HD033	446	F021B32D033	444	F021B38A033	441	F021B3FA033	449	F021B3LD033
439	F021B2JA001	442	F021B33A001	450	F021B38D001	447	F021B3FD001	445	F021B3MA001
439	F021B2JA006	442	F021B33A006	450	F021B38D006	447	F021B3FD006	445	F021B3MA006
439	F021B2JA012	442	F021B33A012	450	F021B38D012	447	F021B3FD012	445	F021B3MA012
439	F021B2JA018	442	F021B33A018	450	F021B38D018	447	F021B3FD018	445	F021B3MA018
439	F021B2JA030	442	F021B33A030	450	F021B38D030	447	F021B3FD030	445	F021B3MA030
439	F021B2JA033	442	F021B33A033	450	F021B38D033	447	F021B3FD033	445	F021B3MA033
441	F021B2KA001	448	F021B33D001	438	F021B3AA001	443	F021B3GA001	451	F021B3MD001
441	F021B2KA006	448	F021B33D006	438	F021B3AA006	443	F021B3GA006	451	F021B3MD006
441	F021B2KA012	448	F021B33D012	438	F021B3AA012	443	F021B3GA012	451	F021B3MD012
441	F021B2KA018	448	F021B33D018	438	F021B3AA018	443	F021B3GA018	451	F021B3MD018
441	F021B2KA030	448	F021B33D030	438	F021B3AA030	443	F021B3GA030	451	F021B3MD030
441	F021B2KA033	448	F021B33D033	438	F021B3AA033	443	F021B3GA033	451	F021B3MD033
447	F021B2KD001	444	F021B34A001	441	F021B3BA001	449	F021B3GD001	438	F021B41A001
447	F021B2KD006	444	F021B34A006	441	F021B3BA006	449	F021B3GD006	438	F021B41A006
447	F021B2KD012	444	F021B34A012	441	F021B3BA012	449	F021B3GD012	438	F021B41A012
447	F021B2KD018	444	F021B34A018	441	F021B3BA018	449	F021B3GD018	438	F021B41A018

Page	Reference	Page	Reference	Page	Reference	Page	Reference	Page	Reference
438	F021B41A030	442	F021B47A030	450	F021B4DD030	447	F021B4KD030	450	F021C24D030
438	F021B41A033	442	F021B47A033	450	F021B4DD033	447	F021B4KD033	450	F021C24D033
440	F021B42A001	448	F021B47D001	439	F021B4EA001	443	F021B4LA001	440	F021C26A001
440	F021B42A006	448	F021B47D006	439	F021B4EA006	443	F021B4LA006	440	F021C26A006
440	F021B42A012	448	F021B47D012	439	F021B4EA012	443	F021B4LA012	440	F021C26A012
440	F021B42A018	448	F021B47D018	439	F021B4EA018	443	F021B4LA018	440	F021C26A018
440	F021B42A030	448	F021B47D030	439	F021B4EA030	443	F021B4LA030	440	F021C26A030
440	F021B42A033	448	F021B47D033	439	F021B4EA033	443	F021B4LA033	440	F021C26A033
446	F021B42D001	444	F021B48A001	441	F021B4FA001	449	F021B4LD001	446	F021C26D001
446	F021B42D006	444	F021B48A006	441	F021B4FA006	449	F021B4LD006	446	F021C26D006
446	F021B42D012	444	F021B48A012	441	F021B4FA012	449	F021B4LD012	446	F021C26D012
446	F021B42D018	444	F021B48A018	441	F021B4FA018	449	F021B4LD018	446	F021C26D018
446	F021B42D030	444	F021B48A030	441	F021B4FA030	449	F021B4LD030	446	F021C26D030
446	F021B42D033	444	F021B48A033	441	F021B4FA033	449	F021B4LD033	446	F021C26D033
442	F021B43A001	450	F021B48D001	447	F021B4FD001	445	F021B4MA001	442	F021C27A001
442	F021B43A006	450	F021B48D006	447	F021B4FD006	445	F021B4MA006	442	F021C27A006
442	F021B43A012	450	F021B48D012	447	F021B4FD012	445	F021B4MA012	442	F021C27A012
442	F021B43A018	450	F021B48D018	447	F021B4FD018	445	F021B4MA018	442	F021C27A018
442	F021B43A030	450	F021B48D030	447	F021B4FD030	445	F021B4MA030	442	F021C27A030
442	F021B43A033	450	F021B48D033	447	F021B4FD033	445	F021B4MA033	442	F021C27A033
448	F021B43D001	438	F021B4AA001	443	F021B4GA001	451	F021B4MD001	448	F021C27D001
448	F021B43D006	438	F021B4AA006	443	F021B4GA006	451	F021B4MD006	448	F021C27D006
448	F021B43D012	438	F021B4AA012	443	F021B4GA012	451	F021B4MD012	448	F021C27D012
448	F021B43D018	438	F021B4AA018	443	F021B4GA018	451	F021B4MD018	448	F021C27D018
448	F021B43D030	438	F021B4AA030	443	F021B4GA030	451	F021B4MD030	448	F021C27D030
448	F021B43D033	438	F021B4AA033	443	F021B4GA033	451	F021B4MD033	448	F021C27D033
444	F021B44A001	441	F021B4BA001	449	F021B4GD001	440	F021C22A001	444	F021C28A001
444	F021B44A006	441	F021B4BA006	449	F021B4GD006	440	F021C22A006	444	F021C28A006
444	F021B44A012	441	F021B4BA012	449	F021B4GD012	440	F021C22A012	444	F021C28A012
444	F021B44A018	441	F021B4BA018	449	F021B4GD018	440	F021C22A018	444	F021C28A018
444	F021B44A030	441	F021B4BA030	449	F021B4GD030	440	F021C22A030	444	F021C28A030
444	F021B44A033	441	F021B4BA033	449	F021B4GD033	440	F021C22A033	444	F021C28A033
450	F021B44D001	446	F021B4BD001	445	F021B4HA001	446	F021C22D001	450	F021C28D001
450	F021B44D006	446	F021B4BD006	445	F021B4HA006	446	F021C22D006	450	F021C28D006
450	F021B44D012	446	F021B4BD012	445	F021B4HA012	446	F021C22D012	450	F021C28D012
450	F021B44D018	446	F021B4BD018	445	F021B4HA018	446	F021C22D018	450	F021C28D018
450	F021B44D030	446	F021B4BD030	445	F021B4HA030	446	F021C22D030	450	F021C28D030
450	F021B44D033	446	F021B4BD033	445	F021B4HA033	446	F021C22D033	450	F021C28D033
438	F021B45A001	443	F021B4CA001	451	F021B4HD001	442	F021C23A001	441	F021C2BA001
438	F021B45A006	443	F021B4CA006	451	F021B4HD006	442	F021C23A006	441	F021C2BA006
438	F021B45A012	443	F021B4CA012	451	F021B4HD012	442	F021C23A012	441	F021C2BA012
438	F021B45A018	443	F021B4CA018	451	F021B4HD018	442	F021C23A018	441	F021C2BA018
438	F021B45A030	443	F021B4CA030	451	F021B4HD030	442	F021C23A030	441	F021C2BA030
438	F021B45A033	443	F021B4CA033	451	F021B4HD033	442	F021C23A033	441	F021C2BA033
440	F021B46A001	448	F021B4CD001	439	F021B4JA001	448	F021C23D001	446	F021C2BD001
440	F021B46A006	448	F021B4CD006	439	F021B4JA006	448	F021C23D006	446	F021C2BD006
440	F021B46A012	448	F021B4CD012	439	F021B4JA012	448	F021C23D012	446	F021C2BD012
440	F021B46A018	448	F021B4CD018	439	F021B4JA018	448	F021C23D018	446	F021C2BD018
440	F021B46A030	448	F021B4CD030	439	F021B4JA030	448	F021C23D030	446	F021C2BD030
440	F021B46A033	448	F021B4CD033	439	F021B4JA033	448	F021C23D033	446	F021C2BD033
446	F021B46D001	445	F021B4DA001	441	F021B4KA001	444	F021C24A001	443	F021C2CA001
446	F021B46D006	445	F021B4DA006	441	F021B4KA006	444	F021C24A006	443	F021C2CA006
446	F021B46D012	445	F021B4DA012	441	F021B4KA012	444	F021C24A012	443	F021C2CA012
446	F021B46D018	445	F021B4DA018	441	F021B4KA018	444	F021C24A018	443	F021C2CA018
446	F021B46D030	445	F021B4DA030	441	F021B4KA030	444	F021C24A030	443	F021C2CA030
446	F021B46D033	445	F021B4DA033	441	F021B4KA033	444	F021C24A033	443	F021C2CA033
442	F021B47A001	450	F021B4DD001	447	F021B4KD001	450	F021C24D001	448	F021C2CD001
442	F021B47A006	450	F021B4DD006	447	F021B4KD006	450	F021C24D006	448	F021C2CD006
442	F021B47A012	450	F021B4DD012	447	F021B4KD012	450	F021C24D012	448	F021C2CD012
442	F021B47A018	450	F021B4DD018	447	F021B4KD018	450	F021C24D018	448	F021C2CD018

Page	Reference	Page	Reference	Page	Reference	Page	Reference	Page	Reference
448	F021C2CD030	447	F021C2KD030	450	F021C34D030	448	F021C3CD030	447	F021C3KD030
448	F021C2CD033	447	F021C2KD033	450	F021C34D033	448	F021C3CD033	447	F021C3KD033
445	F021C2DA001	443	F021C2LA001	440	F021C36A001	445	F021C3DA001	443	F021C3LA001
445	F021C2DA006	443	F021C2LA006	440	F021C36A006	445	F021C3DA006	443	F021C3LA006
445	F021C2DA012	443	F021C2LA012	440	F021C36A012	445	F021C3DA012	443	F021C3LA012
445	F021C2DA018	443	F021C2LA018	440	F021C36A018	445	F021C3DA018	443	F021C3LA018
445	F021C2DA030	443	F021C2LA030	440	F021C36A030	445	F021C3DA030	443	F021C3LA030
445	F021C2DA033	443	F021C2LA033	440	F021C36A033	445	F021C3DA033	443	F021C3LA033
450	F021C2DD001	449	F021C2LD001	446	F021C36D001	450	F021C3DD001	449	F021C3LD001
450	F021C2DD006	449	F021C2LD006	446	F021C36D006	450	F021C3DD006	449	F021C3LD006
450	F021C2DD012	449	F021C2LD012	446	F021C36D012	450	F021C3DD012	449	F021C3LD012
450	F021C2DD018	449	F021C2LD018	446	F021C36D018	450	F021C3DD018	449	F021C3LD018
450	F021C2DD030	449	F021C2LD030	446	F021C36D030	450	F021C3DD030	449	F021C3LD030
450	F021C2DD033	449	F021C2LD033	446	F021C36D033	450	F021C3DD033	449	F021C3LD033
441	F021C2FA001	445	F021C2MA001	442	F021C37A001	441	F021C3FA001	445	F021C3MA001
441	F021C2FA006	445	F021C2MA006	442	F021C37A006	441	F021C3FA006	445	F021C3MA006
441	F021C2FA012	445	F021C2MA012	442	F021C37A012	441	F021C3FA012	445	F021C3MA012
441	F021C2FA018	445	F021C2MA018	442	F021C37A018	441	F021C3FA018	445	F021C3MA018
441	F021C2FA030	445	F021C2MA030	442	F021C37A030	441	F021C3FA030	445	F021C3MA030
441	F021C2FA033	445	F021C2MA033	442	F021C37A033	441	F021C3FA033	445	F021C3MA033
447	F021C2FD001	451	F021C2MD001	448	F021C37D001	447	F021C3FD001	451	F021C3MD001
447	F021C2FD006	451	F021C2MD006	448	F021C37D006	447	F021C3FD006	451	F021C3MD006
447	F021C2FD012	451	F021C2MD012	448	F021C37D012	447	F021C3FD012	451	F021C3MD012
447	F021C2FD018	451	F021C2MD018	448	F021C37D018	447	F021C3FD018	451	F021C3MD018
447	F021C2FD030	451	F021C2MD030	448	F021C37D030	447	F021C3FD030	451	F021C3MD030
447	F021C2FD033	451	F021C2MD033	448	F021C37D033	447	F021C3FD033	451	F021C3MD033
443	F021C2GA001	440	F021C32A001	444	F021C38A001	443	F021C3GA001	440	F021C42A001
443	F021C2GA006	440	F021C32A006	444	F021C38A006	443	F021C3GA006	440	F021C42A006
443	F021C2GA012	440	F021C32A012	444	F021C38A012	443	F021C3GA012	440	F021C42A012
443	F021C2GA018	440	F021C32A018	444	F021C38A018	443	F021C3GA018	440	F021C42A018
443	F021C2GA030	440	F021C32A030	444	F021C38A030	443	F021C3GA030	440	F021C42A030
443	F021C2GA033	440	F021C32A033	444	F021C38A033	443	F021C3GA033	440	F021C42A033
449	F021C2GD001	446	F021C32D001	450	F021C38D001	449	F021C3GD001	446	F021C42D001
449	F021C2GD006	446	F021C32D006	450	F021C38D006	449	F021C3GD006	446	F021C42D006
449	F021C2GD012	446	F021C32D012	450	F021C38D012	449	F021C3GD012	446	F021C42D012
449	F021C2GD018	446	F021C32D018	450	F021C38D018	449	F021C3GD018	446	F021C42D018
449	F021C2GD030	446	F021C32D030	450	F021C38D030	449	F021C3GD030	446	F021C42D030
449	F021C2GD033	446	F021C32D033	450	F021C38D033	449	F021C3GD033	446	F021C42D033
445	F021C2HA001	442	F021C33A001	441	F021C3BA001	445	F021C3HA001	442	F021C43A001
445	F021C2HA006	442	F021C33A006	441	F021C3BA006	445	F021C3HA006	442	F021C43A006
445	F021C2HA012	442	F021C33A012	441	F021C3BA012	445	F021C3HA012	442	F021C43A012
445	F021C2HA018	442	F021C33A018	441	F021C3BA018	445	F021C3HA018	442	F021C43A018
445	F021C2HA030	442	F021C33A030	441	F021C3BA030	445	F021C3HA030	442	F021C43A030
445	F021C2HA033	442	F021C33A033	441	F021C3BA033	445	F021C3HA033	442	F021C43A033
451	F021C2HD001	448	F021C33D001	446	F021C3BD001	451	F021C3HD001	448	F021C43D001
451	F021C2HD006	448	F021C33D006	446	F021C3BD006	451	F021C3HD006	448	F021C43D006
451	F021C2HD012	448	F021C33D012	446	F021C3BD012	451	F021C3HD012	448	F021C43D012
451	F021C2HD018	448	F021C33D018	446	F021C3BD018	451	F021C3HD018	448	F021C43D018
451	F021C2HD030	448	F021C33D030	446	F021C3BD030	451	F021C3HD030	448	F021C43D030
451	F021C2HD033	448	F021C33D033	446	F021C3BD033	451	F021C3HD033	448	F021C43D033
441	F021C2KA001	444	F021C34A001	443	F021C3CA001	441	F021C3KA001	444	F021C44A001
441	F021C2KA006	444	F021C34A006	443	F021C3CA006	441	F021C3KA006	444	F021C44A006
441	F021C2KA012	444	F021C34A012	443	F021C3CA012	441	F021C3KA012	444	F021C44A012
441	F021C2KA018	444	F021C34A018	443	F021C3CA018	441	F021C3KA018	444	F021C44A018
441	F021C2KA030	444	F021C34A030	443	F021C3CA030	441	F021C3KA030	444	F021C44A030
441	F021C2KA033	444	F021C34A033	443	F021C3CA033	441	F021C3KA033	444	F021C44A033
447	F021C2KD001	450	F021C34D001	448	F021C3CD001	447	F021C3KD001	450	F021C44D001
447	F021C2KD006	450	F021C34D006	448	F021C3CD006	447	F021C3KD006	450	F021C44D006
447	F021C2KD012	450	F021C34D012	448	F021C3CD012	447	F021C3KD012	450	F021C44D012
447	F021C2KD018	450	F021C34D018	448	F021C3CD018	447	F021C3KD018	450	F021C44D018

Page	Reference	Page	Reference	Page	Reference	Page	Reference	Page	Reference
450	F021C44D030	448	F021C4CD030	447	F021C4KD030	455	F021G2MA030	454	F021G4KA030
450	F021C44D033	448	F021C4CD033	447	F021C4KD033	455	F021G2MA033	454	F021G4KA033
440	F021C46A001	445	F021C4DA001	443	F021C4LA001	457	F021G2MD001	456	F021G4KD001
440	F021C46A006	445	F021C4DA006	443	F021C4LA006	457	F021G2MD006	456	F021G4KD006
440	F021C46A012	445	F021C4DA012	443	F021C4LA012	457	F021G2MD012	456	F021G4KD012
440	F021C46A018	445	F021C4DA018	443	F021C4LA018	457	F021G2MD018	456	F021G4KD018
440	F021C46A030	445	F021C4DA030	443	F021C4LA030	457	F021G2MD030	456	F021G4KD030
440	F021C46A033	445	F021C4DA033	443	F021C4LA033	457	F021G2MD033	456	F021G4KD033
446	F021C46D001	450	F021C4DD001	449	F021C4LD001	454	F021G3JA001	455	F021G4LA001
446	F021C46D006	450	F021C4DD006	449	F021C4LD006	454	F021G3JA006	455	F021G4LA006
446	F021C46D012	450	F021C4DD012	449	F021C4LD012	454	F021G3JA012	455	F021G4LA012
446	F021C46D018	450	F021C4DD018	449	F021C4LD018	454	F021G3JA018	455	F021G4LA018
446	F021C46D030	450	F021C4DD030	449	F021C4LD030	454	F021G3JA030	455	F021G4LA030
446	F021C46D033	450	F021C4DD033	449	F021C4LD033	454	F021G3JA033	455	F021G4LA033
442	F021C47A001	441	F021C4FA001	445	F021C4MA001	454	F021G3KA001	456	F021G4LD001
442	F021C47A006	441	F021C4FA006	445	F021C4MA006	454	F021G3KA006	456	F021G4LD006
442	F021C47A012	441	F021C4FA012	445	F021C4MA012	454	F021G3KA012	456	F021G4LD012
442	F021C47A018	441	F021C4FA018	445	F021C4MA018	454	F021G3KA018	456	F021G4LD018
442	F021C47A030	441	F021C4FA030	445	F021C4MA030	454	F021G3KA030	456	F021G4LD030
442	F021C47A033	441	F021C4FA033	445	F021C4MA033	454	F021G3KA033	456	F021G4LD033
448	F021C47D001	447	F021C4FD001	451	F021C4MD001	456	F021G3KD001	455	F021G4MA001
448	F021C47D006	447	F021C4FD006	451	F021C4MD006	456	F021G3KD006	455	F021G4MA006
448	F021C47D012	447	F021C4FD012	451	F021C4MD012	456	F021G3KD012	455	F021G4MA012
448	F021C47D018	447	F021C4FD018	451	F021C4MD018	456	F021G3KD018	455	F021G4MA018
448	F021C47D030	447	F021C4FD030	451	F021C4MD030	456	F021G3KD030	455	F021G4MA030
448	F021C47D033	447	F021C4FD033	451	F021C4MD033	456	F021G3KD033	455	F021G4MA033
444	F021C48A001	443	F021C4GA001	454	F021G2JA001	455	F021G3LA001	457	F021G4MD001
444	F021C48A006	443	F021C4GA006	454	F021G2JA006	455	F021G3LA006	457	F021G4MD006
444	F021C48A012	443	F021C4GA012	454	F021G2JA012	455	F021G3LA012	457	F021G4MD012
444	F021C48A018	443	F021C4GA018	454	F021G2JA018	455	F021G3LA018	457	F021G4MD018
444	F021C48A030	443	F021C4GA030	454	F021G2JA030	455	F021G3LA030	457	F021G4MD030
444	F021C48A033	443	F021C4GA033	454	F021G2JA033	455	F021G3LA033	457	F021G4MD033
450	F021C48D001	449	F021C4GD001	454	F021G2KA001	456	F021G3LD001	454	F021H2JA001
450	F021C48D006	449	F021C4GD006	454	F021G2KA006	456	F021G3LD006	454	F021H2JA006
450	F021C48D012	449	F021C4GD012	454	F021G2KA012	456	F021G3LD012	454	F021H2JA012
450	F021C48D018	449	F021C4GD018	454	F021G2KA018	456	F021G3LD018	454	F021H2JA018
450	F021C48D030	449	F021C4GD030	454	F021G2KA030	456	F021G3LD030	454	F021H2JA030
450	F021C48D033	449	F021C4GD033	454	F021G2KA033	456	F021G3LD033	454	F021H2JA033
441	F021C4BA001	445	F021C4HA001	456	F021G2KD001	455	F021G3MA001	454	F021H2KA001
441	F021C4BA006	445	F021C4HA006	456	F021G2KD006	455	F021G3MA006	454	F021H2KA006
441	F021C4BA012	445	F021C4HA012	456	F021G2KD012	455	F021G3MA012	454	F021H2KA012
441	F021C4BA018	445	F021C4HA018	456	F021G2KD018	455	F021G3MA018	454	F021H2KA018
441	F021C4BA030	445	F021C4HA030	456	F021G2KD030	455	F021G3MA030	454	F021H2KA030
441	F021C4BA033	445	F021C4HA033	456	F021G2KD033	455	F021G3MA033	454	F021H2KA033
446	F021C4BD001	451	F021C4HD001	455	F021G2LA001	457	F021G3MD001	455	F021H2LA001
446	F021C4BD006	451	F021C4HD006	455	F021G2LA006	457	F021G3MD006	455	F021H2LA006
446	F021C4BD012	451	F021C4HD012	455	F021G2LA012	457	F021G3MD012	455	F021H2LA012
446	F021C4BD018	451	F021C4HD018	455	F021G2LA018	457	F021G3MD018	455	F021H2LA018
446	F021C4BD030	451	F021C4HD030	455	F021G2LA030	457	F021G3MD030	455	F021H2LA030
446	F021C4BD033	451	F021C4HD033	455	F021G2LA033	457	F021G3MD033	455	F021H2LA033
443	F021C4CA001	441	F021C4KA001	456	F021G2LD001	454	F021G4JA001	455	F021H2MA001
443	F021C4CA006	441	F021C4KA006	456	F021G2LD006	454	F021G4JA006	455	F021H2MA006
443	F021C4CA012	441	F021C4KA012	456	F021G2LD012	454	F021G4JA012	455	F021H2MA012
443	F021C4CA018	441	F021C4KA018	456	F021G2LD018	454	F021G4JA018	455	F021H2MA018
443	F021C4CA030	441	F021C4KA030	456	F021G2LD030	454	F021G4JA030	455	F021H2MA030
443	F021C4CA033	441	F021C4KA033	456	F021G2LD033	454	F021G4JA033	455	F021H2MA033
448	F021C4CD001	447	F021C4KD001	455	F021G2MA001	454	F021G4KA001	454	F021H3JA001
448	F021C4CD006	447	F021C4KD006	455	F021G2MA006	454	F021G4KA006	454	F021H3JA006
448	F021C4CD012	447	F021C4KD012	455	F021G2MA012	454	F021G4KA012	454	F021H3JA012
448	F021C4CD018	447	F021C4KD018	455	F021G2MA018	454	F021G4KA018	454	F021H3JA018

Page	Reference	Page	Reference	Page	Reference	Page	Reference	Page	Reference
454	F021H3JA030	455	F021J2LA030	454	F021J4KA030	458	F021LTKD030	453	F021PTLD030
454	F021H3JA033	455	F021J2LA033	454	F021J4KA033	458	F021LTKD033	453	F021PTLD033
454	F021H3KA001	456	F021J2LD001	456	F021J4KD001	458	F021LTLD001	453	F021PTMD001
454	F021H3KA006	456	F021J2LD006	456	F021J4KD006	458	F021LTLD006	453	F021PTMD006
454	F021H3KA012	456	F021J2LD012	456	F021J4KD012	458	F021LTLD012	453	F021PTMD012
454	F021H3KA018	456	F021J2LD018	456	F021J4KD018	458	F021LTLD018	453	F021PTMD018
454	F021H3KA030	456	F021J2LD030	456	F021J4KD030	458	F021LTLD030	453	F021PTMD030
454	F021H3KA033	456	F021J2LD033	456	F021J4KD033	458	F021LTLD033	453	F021PTMD033
455	F021H3LA001	455	F021J2MA001	455	F021J4LA001	458	F021LTMD001	453	F021QTKD001
455	F021H3LA006	455	F021J2MA006	455	F021J4LA006	458	F021LTMD006	453	F021QTKD006
455	F021H3LA012	455	F021J2MA012	455	F021J4LA012	458	F021LTMD012	453	F021QTKD012
455	F021H3LA018	455	F021J2MA018	455	F021J4LA018	458	F021LTMD018	453	F021QTKD018
455	F021H3LA030	455	F021J2MA030	455	F021J4LA030	458	F021LTMD030	453	F021QTKD030
455	F021H3LA033	455	F021J2MA033	455	F021J4LA033	458	F021LTMD033	453	F021QTKD033
455	F021H3MA001	457	F021J2MD001	456	F021J4LD001	452	F021MRKJ001	453	F021QTLD001
455	F021H3MA006	457	F021J2MD006	456	F021J4LD006	452	F021MRKJ006	453	F021QTLD006
455	F021H3MA012	457	F021J2MD012	456	F021J4LD012	452	F021MRKJ012	453	F021QTLD012
455	F021H3MA018	457	F021J2MD018	456	F021J4LD018	452	F021MRKJ018	453	F021QTLD018
455	F021H3MA030	457	F021J2MD030	456	F021J4LD030	452	F021MRKJ030	453	F021QTLD030
455	F021H3MA033	457	F021J2MD033	456	F021J4LD033	452	F021MRKJ033	453	F021QTLD033
454	F021H4JA001	454	F021J3KA001	455	F021J4MA001	452	F021MRLJ001	453	F021QTMD001
454	F021H4JA006	454	F021J3KA006	455	F021J4MA006	452	F021MRLJ006	453	F021QTMD006
454	F021H4JA012	454	F021J3KA012	455	F021J4MA012	452	F021MRLJ012	453	F021QTMD012
454	F021H4JA018	454	F021J3KA018	455	F021J4MA018	452	F021MRLJ018	453	F021QTMD018
454	F021H4JA030	454	F021J3KA030	455	F021J4MA030	452	F021MRLJ030	453	F021QTMD030
454	F021H4JA033	454	F021J3KA033	455	F021J4MA033	452	F021MRLJ033	453	F021QTMD033
454	F021H4KA001	456	F021J3KD001	457	F021J4MD001	452	F021MRMJ001	434	F021Z010000
454	F021H4KA006	456	F021J3KD006	457	F021J4MD006	452	F021MRMJ006	459	F021Z020000
454	F021H4KA012	456	F021J3KD012	457	F021J4MD012	452	F021MRMJ012	459	F021Z030000
454	F021H4KA018	456	F021J3KD018	457	F021J4MD018	452	F021MRMJ018	460	F021Z040000
454	F021H4KA030	456	F021J3KD030	457	F021J4MD030	452	F021MRMJ030	460	F021Z050000
454	F021H4KA033	456	F021J3KD033	457	F021J4MD033	452	F021MRMJ033	460	F021Z060000
455	F021H4LA001	455	F021J3LA001	458	F021KTJD001	452	F021MWKJ001	434	F021Z070000
455	F021H4LA006	455	F021J3LA006	458	F021KTJD006	452	F021MWKJ006	434	F021Z090000
455	F021H4LA012	455	F021J3LA012	458	F021KTJD012	452	F021MWKJ012	434	F021Z100000
455	F021H4LA018	455	F021J3LA018	458	F021KTJD018	452	F021MWKJ018	30	F023B2AA001
455	F021H4LA030	455	F021J3LA030	458	F021KTJD030	452	F021MWKJ030	30	F023B2AA006
455	F021H4LA033	455	F021J3LA033	458	F021KTJD033	452	F021MWKJ033	30	F023B2AA012
455	F021H4MA001	456	F021J3LD001	458	F021KTKD001	452	F021MWLJ001	30	F023B2AA018
455	F021H4MA006	456	F021J3LD006	458	F021KTKD006	452	F021MWLJ006	30	F023B2AA030
455	F021H4MA012	456	F021J3LD012	458	F021KTKD012	452	F021MWLJ012	30	F023B2AA033
455	F021H4MA018	456	F021J3LD018	458	F021KTKD018	452	F021MWLJ018	30	F023B2AB001
455	F021H4MA030	456	F021J3LD030	458	F021KTKD030	452	F021MWLJ030	30	F023B2AB006
455	F021H4MA033	456	F021J3LD033	458	F021KTKD033	452	F021MWLJ033	30	F023B2AB012
454	F021J2KA001	455	F021J3MA001	458	F021KTLD001	452	F021MWMJ001	30	F023B2AB018
454	F021J2KA006	455	F021J3MA006	458	F021KTLD006	452	F021MWMJ006	30	F023B2AB030
454	F021J2KA012	455	F021J3MA012	458	F021KTLD012	452	F021MWMJ012	30	F023B2AB033
454	F021J2KA018	455	F021J3MA018	458	F021KTLD018	452	F021MWMJ018	30	F023B2AD001
454	F021J2KA030	455	F021J3MA030	458	F021KTLD030	452	F021MWMJ030	30	F023B2AD006
454	F021J2KA033	455	F021J3MA033	458	F021KTLD033	452	F021MWMJ033	30	F023B2AD012
456	F021J2KD001	457	F021J3MD001	458	F021KTMD001	453	F021PTKD001	30	F023B2AD018
456	F021J2KD006	457	F021J3MD006	458	F021KTMD006	453	F021PTKD006	30	F023B2AD030
456	F021J2KD012	457	F021J3MD012	458	F021KTMD012	453	F021PTKD012	30	F023B2AD033
456	F021J2KD018	457	F021J3MD018	458	F021KTMD018	453	F021PTKD018	30	F023B2BA001
456	F021J2KD030	457	F021J3MD030	458	F021KTMD030	453	F021PTKD030	30	F023B2BA006
456	F021J2KD033	457	F021J3MD033	458	F021KTMD033	453	F021PTKD033	30	F023B2BA012
455	F021J2LA001	454	F021J4KA001	458	F021LTKD001	453	F021PTLD001	30	F023B2BA018
455	F021J2LA006	454	F021J4KA006	458	F021LTKD006	453	F021PTLD006	30	F023B2BA030
455	F021J2LA012	454	F021J4KA012	458	F021LTKD012	453	F021PTLD012	30	F023B2BA033
455	F021J2LA018	454	F021J4KA018	458	F021LTKD018	453	F021PTLD018	30	F023B2BB001

Page	Reference	Page	Reference	Page	Reference	Page	Reference	Page	Reference
30	F023B2BB006	30	F023B4AD006	31	F023C3CA006	31	F023C4DB006	25	F023E2CD006
30	F023B2BB012	30	F023B4AD012	31	F023C3CA012	31	F023C4DB012	25	F023E2CD012
30	F023B2BB018	30	F023B4AD018	31	F023C3CA018	31	F023C4DB018	25	F023E2CD018
30	F023B2BB030	30	F023B4AD030	31	F023C3CA030	31	F023C4DB030	25	F023E2CD030
30	F023B2BB033	30	F023B4AD033	31	F023C3CA033	31	F023C4DB033	25	F023E2CD033
30	F023B2BD001	30	F023B4BA001	31	F023C3CB001	31	F023C4DD001	24	F023E3AA001
30	F023B2BD006	30	F023B4BA006	31	F023C3CB006	31	F023C4DD006	24	F023E3AA006
30	F023B2BD012	30	F023B4BA012	31	F023C3CB012	31	F023C4DD012	24	F023E3AA012
30	F023B2BD018	30	F023B4BA018	31	F023C3CB018	31	F023C4DD018	24	F023E3AA018
30	F023B2BD030	30	F023B4BA030	31	F023C3CB030	31	F023C4DD030	24	F023E3AA030
30	F023B2BD033	30	F023B4BA033	31	F023C3CB033	31	F023C4DD033	24	F023E3AA033
30	F023B3AA001	30	F023B4BB001	31	F023C3CD001	24	F023E2AA001	24	F023E3AB001
30	F023B3AA006	30	F023B4BB006	31	F023C3CD006	24	F023E2AA006	24	F023E3AB006
30	F023B3AA012	30	F023B4BB012	31	F023C3CD012	24	F023E2AA012	24	F023E3AB012
30	F023B3AA018	30	F023B4BB018	31	F023C3CD018	24	F023E2AA018	24	F023E3AB018
30	F023B3AA030	30	F023B4BB030	31	F023C3CD030	24	F023E2AA030	24	F023E3AB030
30	F023B3AA033	30	F023B4BB033	31	F023C3CD033	24	F023E2AA033	24	F023E3AB033
30	F023B3AB001	30	F023B4BD001	31	F023C3DA001	24	F023E2AB001	24	F023E3AD001
30	F023B3AB006	30	F023B4BD006	31	F023C3DA006	24	F023E2AB006	24	F023E3AD006
30	F023B3AB012	30	F023B4BD012	31	F023C3DA012	24	F023E2AB012	24	F023E3AD012
30	F023B3AB018	30	F023B4BD018	31	F023C3DA018	24	F023E2AB018	24	F023E3AD018
30	F023B3AB030	30	F023B4BD030	31	F023C3DA030	24	F023E2AB030	24	F023E3AD030
30	F023B3AB033	30	F023B4BD033	31	F023C3DA033	24	F023E2AB033	24	F023E3AD033
30	F023B3AD001	31	F023C2CA001	31	F023C3DB001	24	F023E2AD001	24	F023E3BA001
30	F023B3AD006	31	F023C2CA006	31	F023C3DB006	24	F023E2AD006	24	F023E3BA006
30	F023B3AD012	31	F023C2CA012	31	F023C3DB012	24	F023E2AD012	24	F023E3BA012
30	F023B3AD018	31	F023C2CA018	31	F023C3DB018	24	F023E2AD018	24	F023E3BA018
30	F023B3AD030	31	F023C2CA030	31	F023C3DB030	24	F023E2AD030	24	F023E3BA030
30	F023B3AD033	31	F023C2CA033	31	F023C3DB033	24	F023E2AD033	24	F023E3BA033
30	F023B3BA001	31	F023C2CB001	31	F023C3DD001	24	F023E2BA001	24	F023E3BB001
30	F023B3BA006	31	F023C2CB006	31	F023C3DD006	24	F023E2BA006	24	F023E3BB006
30	F023B3BA012	31	F023C2CB012	31	F023C3DD012	24	F023E2BA012	24	F023E3BB012
30	F023B3BA018	31	F023C2CB018	31	F023C3DD018	24	F023E2BA018	24	F023E3BB018
30	F023B3BA030	31	F023C2CB030	31	F023C3DD030	24	F023E2BA030	24	F023E3BB030
30	F023B3BA033	31	F023C2CB033	31	F023C3DD033	24	F023E2BA033	24	F023E3BB033
30	F023B3BB001	31	F023C2CD001	31	F023C4CA001	24	F023E2BB001	24	F023E3BD001
30	F023B3BB006	31	F023C2CD006	31	F023C4CA006	24	F023E2BB006	24	F023E3BD006
30	F023B3BB012	31	F023C2CD012	31	F023C4CA012	24	F023E2BB012	24	F023E3BD012
30	F023B3BB018	31	F023C2CD018	31	F023C4CA018	24	F023E2BB018	24	F023E3BD018
30	F023B3BB030	31	F023C2CD030	31	F023C4CA030	24	F023E2BB030	24	F023E3BD030
30	F023B3BB033	31	F023C2CD033	31	F023C4CA033	24	F023E2BB033	24	F023E3BD033
30	F023B3BD001	31	F023C2DA001	31	F023C4CB001	24	F023E2BD001	25	F023E3CA001
30	F023B3BD006	31	F023C2DA006	31	F023C4CB006	24	F023E2BD006	25	F023E3CA006
30	F023B3BD012	31	F023C2DA012	31	F023C4CB012	24	F023E2BD012	25	F023E3CA012
30	F023B3BD018	31	F023C2DA018	31	F023C4CB018	24	F023E2BD018	25	F023E3CA018
30	F023B3BD030	31	F023C2DA030	31	F023C4CB030	24	F023E2BD030	25	F023E3CA030
30	F023B3BD033	31	F023C2DA033	31	F023C4CB033	24	F023E2BD033	25	F023E3CA033
30	F023B4AA001	31	F023C2DB001	31	F023C4CD001	25	F023E2CA001	25	F023E3CB001
30	F023B4AA006	31	F023C2DB006	31	F023C4CD006	25	F023E2CA006	25	F023E3CB006
30	F023B4AA012	31	F023C2DB012	31	F023C4CD012	25	F023E2CA012	25	F023E3CB012
30	F023B4AA018	31	F023C2DB018	31	F023C4CD018	25	F023E2CA018	25	F023E3CB018
30	F023B4AA030	31	F023C2DB030	31	F023C4CD030	25	F023E2CA030	25	F023E3CB030
30	F023B4AA033	31	F023C2DB033	31	F023C4CD033	25	F023E2CA033	25	F023E3CB033
30	F023B4AB001	31	F023C2DD001	31	F023C4DA001	25	F023E2CB001	25	F023E3CD001
30	F023B4AB006	31	F023C2DD006	31	F023C4DA006	25	F023E2CB006	25	F023E3CD006
30	F023B4AB012	31	F023C2DD012	31	F023C4DA012	25	F023E2CB012	25	F023E3CD012
30	F023B4AB018	31	F023C2DD018	31	F023C4DA018	25	F023E2CB018	25	F023E3CD018
30	F023B4AB030	31	F023C2DD030	31	F023C4DA030	25	F023E2CB030	25	F023E3CD030
30	F023B4AB033	31	F023C2DD033	31	F023C4DA033	25	F023E2CB033	25	F023E3CD033
30	F023B4AD001	31	F023C3CA001	31	F023C4DB001	25	F023E2CD001	24	F023E4AA001

Page	Reference	Page	Reference	Page	Reference	Page	Reference	Page	Reference
24	F023E4AA006	27	F023F2AB006	27	F023F3AD006	27	F023F4BA006	32	F023G2FA006
24	F023E4AA012	27	F023F2AB012	27	F023F3AD012	27	F023F4BA012	32	F023G2FA012
24	F023E4AA018	27	F023F2AB018	27	F023F3AD018	27	F023F4BA018	32	F023G2FA018
24	F023E4AA030	27	F023F2AB030	27	F023F3AD030	27	F023F4BA030	32	F023G2FA030
24	F023E4AA033	27	F023F2AB033	27	F023F3AD033	27	F023F4BA033	32	F023G2FA033
24	F023E4AB001	27	F023F2AD001	27	F023F3BA001	27	F023F4BB001	32	F023G2GA001
24	F023E4AB006	27	F023F2AD006	27	F023F3BA006	27	F023F4BB006	32	F023G2GA006
24	F023E4AB012	27	F023F2AD012	27	F023F3BA012	27	F023F4BB012	32	F023G2GA012
24	F023E4AB018	27	F023F2AD018	27	F023F3BA018	27	F023F4BB018	32	F023G2GA018
24	F023E4AB030	27	F023F2AD030	27	F023F3BA030	27	F023F4BB030	32	F023G2GA030
24	F023E4AB033	27	F023F2AD033	27	F023F3BA033	27	F023F4BB033	32	F023G2GA033
24	F023E4AD001	27	F023F2BA001	27	F023F3BB001	27	F023F4BD001	33	F023G2JA001
24	F023E4AD006	27	F023F2BA006	27	F023F3BB006	27	F023F4BD006	33	F023G2JA006
24	F023E4AD012	27	F023F2BA012	27	F023F3BB012	27	F023F4BD012	33	F023G2JA012
24	F023E4AD018	27	F023F2BA018	27	F023F3BB018	27	F023F4BD018	33	F023G2JA018
24	F023E4AD030	27	F023F2BA030	27	F023F3BB030	27	F023F4BD030	33	F023G2JA030
24	F023E4AD033	27	F023F2BA033	27	F023F3BB033	27	F023F4BD033	33	F023G2JA033
24	F023E4BA001	27	F023F2BB001	27	F023F3BD001	28	F023F4CA001	33	F023G2KA001
24	F023E4BA006	27	F023F2BB006	27	F023F3BD006	28	F023F4CA006	33	F023G2KA006
24	F023E4BA012	27	F023F2BB012	27	F023F3BD012	28	F023F4CA012	33	F023G2KA012
24	F023E4BA018	27	F023F2BB018	27	F023F3BD018	28	F023F4CA018	33	F023G2KA018
24	F023E4BA030	27	F023F2BB030	27	F023F3BD030	28	F023F4CA030	33	F023G2KA030
24	F023E4BA033	27	F023F2BB033	27	F023F3BD033	28	F023F4CA033	33	F023G2KA033
24	F023E4BB001	27	F023F2BD001	28	F023F3CA001	28	F023F4CB001	33	F023G2LA001
24	F023E4BB006	27	F023F2BD006	28	F023F3CA006	28	F023F4CB006	33	F023G2LA006
24	F023E4BB012	27	F023F2BD012	28	F023F3CA012	28	F023F4CB012	33	F023G2LA012
24	F023E4BB018	27	F023F2BD018	28	F023F3CA018	28	F023F4CB018	33	F023G2LA018
24	F023E4BB030	27	F023F2BD030	28	F023F3CA030	28	F023F4CB030	33	F023G2LA030
24	F023E4BB033	27	F023F2BD033	28	F023F3CA033	28	F023F4CB033	33	F023G2LA033
24	F023E4BD001	28	F023F2CA001	28	F023F3CB001	28	F023F4CD001	34	F023G35A001
24	F023E4BD006	28	F023F2CA006	28	F023F3CB006	28	F023F4CD006	34	F023G35A006
24	F023E4BD012	28	F023F2CA012	28	F023F3CB012	28	F023F4CD012	34	F023G35A012
24	F023E4BD018	28	F023F2CA018	28	F023F3CB018	28	F023F4CD018	34	F023G35A018
24	F023E4BD030	28	F023F2CA030	28	F023F3CB030	28	F023F4CD030	34	F023G35A030
24	F023E4BD033	28	F023F2CA033	28	F023F3CB033	28	F023F4CD033	34	F023G35A033
25	F023E4CA001	28	F023F2CB001	28	F023F3CD001	34	F023G25A001	34	F023G36A001
25	F023E4CA006	28	F023F2CB006	28	F023F3CD006	34	F023G25A006	34	F023G36A006
25	F023E4CA012	28	F023F2CB012	28	F023F3CD012	34	F023G25A012	34	F023G36A012
25	F023E4CA018	28	F023F2CB018	28	F023F3CD018	34	F023G25A018	34	F023G36A018
25	F023E4CA030	28	F023F2CB030	28	F023F3CD030	34	F023G25A030	34	F023G36A030
25	F023E4CA033	28	F023F2CB033	28	F023F3CD033	34	F023G25A033	34	F023G36A033
25	F023E4CB001	28	F023F2CD001	27	F023F4AA001	34	F023G26A001	34	F023G37A001
25	F023E4CB006	28	F023F2CD006	27	F023F4AA006	34	F023G26A006	34	F023G37A006
25	F023E4CB012	28	F023F2CD012	27	F023F4AA012	34	F023G26A012	34	F023G37A012
25	F023E4CB018	28	F023F2CD018	27	F023F4AA018	34	F023G26A018	34	F023G37A018
25	F023E4CB030	28	F023F2CD030	27	F023F4AA030	34	F023G26A030	34	F023G37A030
25	F023E4CB033	28	F023F2CD033	27	F023F4AA033	34	F023G26A033	34	F023G37A033
25	F023E4CD001	27	F023F3AA001	27	F023F4AB001	34	F023G27A001	32	F023G3EA001
25	F023E4CD006	27	F023F3AA006	27	F023F4AB006	34	F023G27A006	32	F023G3EA006
25	F023E4CD012	27	F023F3AA012	27	F023F4AB012	34	F023G27A012	32	F023G3EA012
25	F023E4CD018	27	F023F3AA018	27	F023F4AB018	34	F023G27A018	32	F023G3EA018
25	F023E4CD030	27	F023F3AA030	27	F023F4AB030	34	F023G27A030	32	F023G3EA030
25	F023E4CD033	27	F023F3AA033	27	F023F4AB033	34	F023G27A033	32	F023G3EA033
27	F023F2AA001	27	F023F3AB001	27	F023F4AD001	32	F023G2EA001	32	F023G3FA001
27	F023F2AA006	27	F023F3AB006	27	F023F4AD006	32	F023G2EA006	32	F023G3FA006
27	F023F2AA012	27	F023F3AB012	27	F023F4AD012	32	F023G2EA012	32	F023G3FA012
27	F023F2AA018	27	F023F3AB018	27	F023F4AD018	32	F023G2EA018	32	F023G3FA018
27	F023F2AA030	27	F023F3AB030	27	F023F4AD030	32	F023G2EA030	32	F023G3FA030
27	F023F2AA033	27	F023F3AB033	27	F023F4AD033	32	F023G2EA033	32	F023G3FA033
27	F023F2AB001	27	F023F3AD001	27	F023F4BA001	32	F023G2FA001	32	F023G3GA001

Page	Reference	Page	Reference	Page	Reference	Page	Reference	Page	Reference
32	F023G3GA006	33	F023G4JA006	36	F023H26B006	36	F023H35D006	36	F023H45A006
32	F023G3GA012	33	F023G4JA012	36	F023H26B012	36	F023H35D012	36	F023H45A012
32	F023G3GA018	33	F023G4JA018	36	F023H26B018	36	F023H35D018	36	F023H45A018
32	F023G3GA030	33	F023G4JA030	36	F023H26B030	36	F023H35D030	36	F023H45A030
32	F023G3GA033	33	F023G4JA033	36	F023H26B033	36	F023H35D033	36	F023H45A033
33	F023G3JA001	33	F023G4KA001	36	F023H26D001	36	F023H36A001	36	F023H45B001
33	F023G3JA006	33	F023G4KA006	36	F023H26D006	36	F023H36A006	36	F023H45B006
33	F023G3JA012	33	F023G4KA012	36	F023H26D012	36	F023H36A012	36	F023H45B012
33	F023G3JA018	33	F023G4KA018	36	F023H26D018	36	F023H36A018	36	F023H45B018
33	F023G3JA030	33	F023G4KA030	36	F023H26D030	36	F023H36A030	36	F023H45B030
33	F023G3JA033	33	F023G4KA033	36	F023H26D033	36	F023H36A033	36	F023H45B033
33	F023G3KA001	33	F023G4LA001	37	F023H27A001	36	F023H36B001	36	F023H45D001
33	F023G3KA006	33	F023G4LA006	37	F023H27A006	36	F023H36B006	36	F023H45D006
33	F023G3KA012	33	F023G4LA012	37	F023H27A012	36	F023H36B012	36	F023H45D012
33	F023G3KA018	33	F023G4LA018	37	F023H27A018	36	F023H36B018	36	F023H45D018
33	F023G3KA030	33	F023G4LA030	37	F023H27A030	36	F023H36B030	36	F023H45D030
33	F023G3KA033	33	F023G4LA033	37	F023H27A033	36	F023H36B033	36	F023H45D033
33	F023G3LA001	35	F023H21A001	37	F023H27B001	36	F023H36D001	36	F023H46A001
33	F023G3LA006	35	F023H21A006	37	F023H27B006	36	F023H36D006	36	F023H46A006
33	F023G3LA012	35	F023H21A012	37	F023H27B012	36	F023H36D012	36	F023H46A012
33	F023G3LA018	35	F023H21A018	37	F023H27B018	36	F023H36D018	36	F023H46A018
33	F023G3LA030	35	F023H21A030	37	F023H27B030	36	F023H36D030	36	F023H46A030
33	F023G3LA033	35	F023H21A033	37	F023H27B033	36	F023H36D033	36	F023H46A033
34	F023G45A001	35	F023H22A001	37	F023H27D001	37	F023H37A001	36	F023H46B001
34	F023G45A006	35	F023H22A006	37	F023H27D006	37	F023H37A006	36	F023H46B006
34	F023G45A012	35	F023H22A012	37	F023H27D012	37	F023H37A012	36	F023H46B012
34	F023G45A018	35	F023H22A018	37	F023H27D018	37	F023H37A018	36	F023H46B018
34	F023G45A030	35	F023H22A030	37	F023H27D030	37	F023H37A030	36	F023H46B030
34	F023G45A033	35	F023H22A033	37	F023H27D033	37	F023H37A033	36	F023H46B033
34	F023G46A001	35	F023H23A001	35	F023H31A001	37	F023H37B001	36	F023H46D001
34	F023G46A006	35	F023H23A006	35	F023H31A006	37	F023H37B006	36	F023H46D006
34	F023G46A012	35	F023H23A012	35	F023H31A012	37	F023H37B012	36	F023H46D012
34	F023G46A018	35	F023H23A018	35	F023H31A018	37	F023H37B018	36	F023H46D018
34	F023G46A030	35	F023H23A030	35	F023H31A030	37	F023H37B030	36	F023H46D030
34	F023G46A033	35	F023H23A033	35	F023H31A033	37	F023H37B033	36	F023H46D033
34	F023G47A001	36	F023H25A001	35	F023H32A001	37	F023H37D001	37	F023H47A001
34	F023G47A006	36	F023H25A006	35	F023H32A006	37	F023H37D006	37	F023H47A006
34	F023G47A012	36	F023H25A012	35	F023H32A012	37	F023H37D012	37	F023H47A012
34	F023G47A018	36	F023H25A018	35	F023H32A018	37	F023H37D018	37	F023H47A018
34	F023G47A030	36	F023H25A030	35	F023H32A030	37	F023H37D030	37	F023H47A030
34	F023G47A033	36	F023H25A033	35	F023H32A033	37	F023H37D033	37	F023H47A033
32	F023G4EA001	36	F023H25B001	35	F023H33A001	35	F023H41A001	37	F023H47B001
32	F023G4EA006	36	F023H25B006	35	F023H33A006	35	F023H41A006	37	F023H47B006
32	F023G4EA012	36	F023H25B012	35	F023H33A012	35	F023H41A012	37	F023H47B012
32	F023G4EA018	36	F023H25B018	35	F023H33A018	35	F023H41A018	37	F023H47B018
32	F023G4EA030	36	F023H25B030	35	F023H33A030	35	F023H41A030	37	F023H47B030
32	F023G4EA033	36	F023H25B033	35	F023H33A033	35	F023H41A033	37	F023H47B033
32	F023G4FA001	36	F023H25D001	36	F023H35A001	35	F023H42A001	37	F023H47D001
32	F023G4FA006	36	F023H25D006	36	F023H35A006	35	F023H42A006	37	F023H47D006
32	F023G4FA012	36	F023H25D012	36	F023H35A012	35	F023H42A012	37	F023H47D012
32	F023G4FA018	36	F023H25D018	36	F023H35A018	35	F023H42A018	37	F023H47D018
32	F023G4FA030	36	F023H25D030	36	F023H35A030	35	F023H42A030	37	F023H47D030
32	F023G4FA033	36	F023H25D033	36	F023H35A033	35	F023H42A033	37	F023H47D033
32	F023G4GA001	36	F023H26A001	36	F023H35B001	35	F023H43A001	38	F023J21A001
32	F023G4GA006	36	F023H26A006	36	F023H35B006	35	F023H43A006	38	F023J21A006
32	F023G4GA012	36	F023H26A012	36	F023H35B012	35	F023H43A012	38	F023J21A012
32	F023G4GA018	36	F023H26A018	36	F023H35B018	35	F023H43A018	38	F023J21A018
32	F023G4GA030	36	F023H26A030	36	F023H35B030	35	F023H43A030	38	F023J21A030
32	F023G4GA033	36	F023H26A033	36	F023H35B033	35	F023H43A033	38	F023J21A033
33	F023G4JA001	36	F023H26B001	36	F023H35D001	36	F023H45A001	38	F023J21B001

Page	Reference	Page	Reference	Page	Reference	Page	Reference	Page	Reference
38	F023J21B006	40	F023J25D006	38	F023J32A006	40	F023J36B006	38	F023J42D006
38	F023J21B012	40	F023J25D012	38	F023J32A012	40	F023J36B012	38	F023J42D012
38	F023J21B018	40	F023J25D018	38	F023J32A018	40	F023J36B018	38	F023J42D018
38	F023J21B030	40	F023J25D030	38	F023J32A030	40	F023J36B030	38	F023J42D030
38	F023J21B033	40	F023J25D033	38	F023J32A033	40	F023J36B033	38	F023J42D033
38	F023J21D001	40	F023J26A001	38	F023J32B001	40	F023J36D001	39	F023J43A001
38	F023J21D006	40	F023J26A006	38	F023J32B006	40	F023J36D006	39	F023J43A006
38	F023J21D012	40	F023J26A012	38	F023J32B012	40	F023J36D012	39	F023J43A012
38	F023J21D018	40	F023J26A018	38	F023J32B018	40	F023J36D018	39	F023J43A018
38	F023J21D030	40	F023J26A030	38	F023J32B030	40	F023J36D030	39	F023J43A030
38	F023J21D033	40	F023J26A033	38	F023J32B033	40	F023J36D033	39	F023J43A033
38	F023J22A001	40	F023J26B001	38	F023J32D001	41	F023J37A001	39	F023J43B001
38	F023J22A006	40	F023J26B006	38	F023J32D006	41	F023J37A006	39	F023J43B006
38	F023J22A012	40	F023J26B012	38	F023J32D012	41	F023J37A012	39	F023J43B012
38	F023J22A018	40	F023J26B018	38	F023J32D018	41	F023J37A018	39	F023J43B018
38	F023J22A030	40	F023J26B030	38	F023J32D030	41	F023J37A030	39	F023J43B030
38	F023J22A033	40	F023J26B033	38	F023J32D033	41	F023J37A033	39	F023J43B033
38	F023J22B001	40	F023J26D001	39	F023J33A001	41	F023J37B001	39	F023J43D001
38	F023J22B006	40	F023J26D006	39	F023J33A006	41	F023J37B006	39	F023J43D006
38	F023J22B012	40	F023J26D012	39	F023J33A012	41	F023J37B012	39	F023J43D012
38	F023J22B018	40	F023J26D018	39	F023J33A018	41	F023J37B018	39	F023J43D018
38	F023J22B030	40	F023J26D030	39	F023J33A030	41	F023J37B030	39	F023J43D030
38	F023J22B033	40	F023J26D033	39	F023J33A033	41	F023J37B033	39	F023J43D033
38	F023J22D001	41	F023J27A001	39	F023J33B001	41	F023J37D001	40	F023J45A001
38	F023J22D006	41	F023J27A006	39	F023J33B006	41	F023J37D006	40	F023J45A006
38	F023J22D012	41	F023J27A012	39	F023J33B012	41	F023J37D012	40	F023J45A012
38	F023J22D018	41	F023J27A018	39	F023J33B018	41	F023J37D018	40	F023J45A018
38	F023J22D030	41	F023J27A030	39	F023J33B030	41	F023J37D030	40	F023J45A030
38	F023J22D033	41	F023J27A033	39	F023J33B033	41	F023J37D033	40	F023J45A033
39	F023J23A001	41	F023J27B001	39	F023J33D001	38	F023J41A001	40	F023J45B001
39	F023J23A006	41	F023J27B006	39	F023J33D006	38	F023J41A006	40	F023J45B006
39	F023J23A012	41	F023J27B012	39	F023J33D012	38	F023J41A012	40	F023J45B012
39	F023J23A018	41	F023J27B018	39	F023J33D018	38	F023J41A018	40	F023J45B018
39	F023J23A030	41	F023J27B030	39	F023J33D030	38	F023J41A030	40	F023J45B030
39	F023J23A033	41	F023J27B033	39	F023J33D033	38	F023J41A033	40	F023J45B033
39	F023J23B001	41	F023J27D001	40	F023J35A001	38	F023J41B001	40	F023J45D001
39	F023J23B006	41	F023J27D006	40	F023J35A006	38	F023J41B006	40	F023J45D006
39	F023J23B012	41	F023J27D012	40	F023J35A012	38	F023J41B012	40	F023J45D012
39	F023J23B018	41	F023J27D018	40	F023J35A018	38	F023J41B018	40	F023J45D018
39	F023J23B030	41	F023J27D030	40	F023J35A030	38	F023J41B030	40	F023J45D030
39	F023J23B033	41	F023J27D033	40	F023J35A033	38	F023J41B033	40	F023J45D033
39	F023J23D001	38	F023J31A001	40	F023J35B001	38	F023J41D001	40	F023J46A001
39	F023J23D006	38	F023J31A006	40	F023J35B006	38	F023J41D006	40	F023J46A006
39	F023J23D012	38	F023J31A012	40	F023J35B012	38	F023J41D012	40	F023J46A012
39	F023J23D018	38	F023J31A018	40	F023J35B018	38	F023J41D018	40	F023J46A018
39	F023J23D030	38	F023J31A030	40	F023J35B030	38	F023J41D030	40	F023J46A030
39	F023J23D033	38	F023J31A033	40	F023J35B033	38	F023J41D033	40	F023J46A033
40	F023J25A001	38	F023J31B001	40	F023J35D001	38	F023J42A001	40	F023J46B001
40	F023J25A006	38	F023J31B006	40	F023J35D006	38	F023J42A006	40	F023J46B006
40	F023J25A012	38	F023J31B012	40	F023J35D012	38	F023J42A012	40	F023J46B012
40	F023J25A018	38	F023J31B018	40	F023J35D018	38	F023J42A018	40	F023J46B018
40	F023J25A030	38	F023J31B030	40	F023J35D030	38	F023J42A030	40	F023J46B030
40	F023J25A033	38	F023J31B033	40	F023J35D033	38	F023J42A033	40	F023J46B033
40	F023J25B001	38	F023J31D001	40	F023J36A001	38	F023J42B001	40	F023J46D001
40	F023J25B006	38	F023J31D006	40	F023J36A006	38	F023J42B006	40	F023J46D006
40	F023J25B012	38	F023J31D012	40	F023J36A012	38	F023J42B012	40	F023J46D012
40	F023J25B018	38	F023J31D018	40	F023J36A018	38	F023J42B018	40	F023J46D018
40	F023J25B030	38	F023J31D030	40	F023J36A030	38	F023J42B030	40	F023J46D030
40	F023J25B033	38	F023J31D033	40	F023J36A033	38	F023J42B033	40	F023J46D033
40	F023J25D001	38	F023J32A001	40	F023J36B001	38	F023J42D001	41	F023J47A001

Page	Reference	Page	Reference	Page	Reference	Page	Reference	Page	Reference
41	F023J47A006	42	F023K42A006	43	F023L43A006	44	F023M31A006	44	F023M41B006
41	F023J47A012	42	F023K42A012	43	F023L43A012	44	F023M31A012	44	F023M41B012
41	F023J47A018	42	F023K42A018	43	F023L43A018	44	F023M31A018	44	F023M41B018
41	F023J47A030	42	F023K42A030	43	F023L43A030	44	F023M31A030	44	F023M41B030
41	F023J47A033	42	F023K42A033	43	F023L43A033	44	F023M31A033	44	F023M41B033
41	F023J47B001	42	F023K43A001	44	F023M21A001	44	F023M31B001	44	F023M41D001
41	F023J47B006	42	F023K43A006	44	F023M21A006	44	F023M31B006	44	F023M41D006
41	F023J47B012	42	F023K43A012	44	F023M21A012	44	F023M31B012	44	F023M41D012
41	F023J47B018	42	F023K43A018	44	F023M21A018	44	F023M31B018	44	F023M41D018
41	F023J47B030	42	F023K43A030	44	F023M21A030	44	F023M31B030	44	F023M41D030
41	F023J47B033	42	F023K43A033	44	F023M21A033	44	F023M31B033	44	F023M41D033
41	F023J47D001	43	F023L21A001	44	F023M21B001	44	F023M31D001	44	F023M42A001
41	F023J47D006	43	F023L21A006	44	F023M21B006	44	F023M31D006	44	F023M42A006
41	F023J47D012	43	F023L21A012	44	F023M21B012	44	F023M31D012	44	F023M42A012
41	F023J47D018	43	F023L21A018	44	F023M21B018	44	F023M31D018	44	F023M42A018
41	F023J47D030	43	F023L21A030	44	F023M21B030	44	F023M31D030	44	F023M42A030
41	F023J47D033	43	F023L21A033	44	F023M21B033	44	F023M31D033	44	F023M42A033
42	F023K21A001	43	F023L22A001	44	F023M21D001	44	F023M32A001	44	F023M42B001
42	F023K21A006	43	F023L22A006	44	F023M21D006	44	F023M32A006	44	F023M42B006
42	F023K21A012	43	F023L22A012	44	F023M21D012	44	F023M32A012	44	F023M42B012
42	F023K21A018	43	F023L22A018	44	F023M21D018	44	F023M32A018	44	F023M42B018
42	F023K21A030	43	F023L22A030	44	F023M21D030	44	F023M32A030	44	F023M42B030
42	F023K21A033	43	F023L22A033	44	F023M21D033	44	F023M32A033	44	F023M42B033
42	F023K22A001	43	F023L23A001	44	F023M22A001	44	F023M32B001	44	F023M42D001
42	F023K22A006	43	F023L23A006	44	F023M22A006	44	F023M32B006	44	F023M42D006
42	F023K22A012	43	F023L23A012	44	F023M22A012	44	F023M32B012	44	F023M42D012
42	F023K22A018	43	F023L23A018	44	F023M22A018	44	F023M32B018	44	F023M42D018
42	F023K22A030	43	F023L23A030	44	F023M22A030	44	F023M32B030	44	F023M42D030
42	F023K22A033	43	F023L23A033	44	F023M22A033	44	F023M32B033	44	F023M42D033
42	F023K23A001	43	F023L31A001	44	F023M22B001	44	F023M32D001	45	F023M43A001
42	F023K23A006	43	F023L31A006	44	F023M22B006	44	F023M32D006	45	F023M43A006
42	F023K23A012	43	F023L31A012	44	F023M22B012	44	F023M32D012	45	F023M43A012
42	F023K23A018	43	F023L31A018	44	F023M22B018	44	F023M32D018	45	F023M43A018
42	F023K23A030	43	F023L31A030	44	F023M22B030	44	F023M32D030	45	F023M43A030
42	F023K23A033	43	F023L31A033	44	F023M22B033	44	F023M32D033	45	F023M43A033
42	F023K31A001	43	F023L32A001	44	F023M22D001	45	F023M33A001	45	F023M43B001
42	F023K31A006	43	F023L32A006	44	F023M22D006	45	F023M33A006	45	F023M43B006
42	F023K31A012	43	F023L32A012	44	F023M22D012	45	F023M33A012	45	F023M43B012
42	F023K31A018	43	F023L32A018	44	F023M22D018	45	F023M33A018	45	F023M43B018
42	F023K31A030	43	F023L32A030	44	F023M22D030	45	F023M33A030	45	F023M43B030
42	F023K31A033	43	F023L32A033	44	F023M22D033	45	F023M33A033	45	F023M43B033
42	F023K32A001	43	F023L33A001	45	F023M23A001	45	F023M33B001	45	F023M43D001
42	F023K32A006	43	F023L33A006	45	F023M23A006	45	F023M33B006	45	F023M43D006
42	F023K32A012	43	F023L33A012	45	F023M23A012	45	F023M33B012	45	F023M43D012
42	F023K32A018	43	F023L33A018	45	F023M23A018	45	F023M33B018	45	F023M43D018
42	F023K32A030	43	F023L33A030	45	F023M23A030	45	F023M33B030	45	F023M43D030
42	F023K32A033	43	F023L33A033	45	F023M23A033	45	F023M33B033	45	F023M43D033
42	F023K33A001	43	F023L41A001	45	F023M23B001	45	F023M33D001	30	F023Z020000
42	F023K33A006	43	F023L41A006	45	F023M23B006	45	F023M33D006	31	F023Z030000
42	F023K33A012	43	F023L41A012	45	F023M23B012	45	F023M33D012	31	F023Z040000
42	F023K33A018	43	F023L41A018	45	F023M23B018	45	F023M33D018	26	F023Z050000
42	F023K33A030	43	F023L41A030	45	F023M23B030	45	F023M33D030	29	F023Z060000
42	F023K33A033	43	F023L41A033	45	F023M23B033	45	F023M33D033	82	F030A21A000
42	F023K41A001	43	F023L42A001	45	F023M23D001	44	F023M41A001	82	F030A21A001
42	F023K41A006	43	F023L42A006	45	F023M23D006	44	F023M41A006	82	F030A21A006
42	F023K41A012	43	F023L42A012	45	F023M23D012	44	F023M41A012	82	F030A21A012
42	F023K41A018	43	F023L42A018	45	F023M23D018	44	F023M41A018	82	F030A21A018
42	F023K41A030	43	F023L42A030	45	F023M23D030	44	F023M41A030	82	F030A21A030
42	F023K41A033	43	F023L42A033	45	F023M23D033	44	F023M41A033	82	F030A21A033
42	F023K42A001	43	F023L43A001	44	F023M31A001	44	F023M41B001	82	F030A21B000

Page	Reference	Page	Reference	Page	Reference	Page	Reference	Page	Reference
82	F030A21B001	82	F030A31A030	82	F030A41A006	83	F030A43D033	87	F030B23D012
82	F030A21B006	82	F030A31A033	82	F030A41A012	86	F030B21A000	87	F030B23D018
82	F030A21B012	82	F030A31B000	82	F030A41A018	86	F030B21A001	87	F030B23D030
82	F030A21B018	82	F030A31B001	82	F030A41A030	86	F030B21A006	87	F030B23D033
82	F030A21B030	82	F030A31B006	82	F030A41A033	86	F030B21A012	86	F030B31A000
82	F030A21B033	82	F030A31B012	82	F030A41B000	86	F030B21A018	86	F030B31A001
82	F030A21D000	82	F030A31B018	82	F030A41B001	86	F030B21A030	86	F030B31A006
82	F030A21D001	82	F030A31B030	82	F030A41B006	86	F030B21A033	86	F030B31A012
82	F030A21D006	82	F030A31B033	82	F030A41B012	86	F030B21B000	86	F030B31A018
82	F030A21D012	82	F030A31D000	82	F030A41B018	86	F030B21B001	86	F030B31A030
82	F030A21D018	82	F030A31D001	82	F030A41B030	86	F030B21B006	86	F030B31A033
82	F030A21D030	82	F030A31D006	82	F030A41B033	86	F030B21B012	86	F030B31B000
82	F030A21D033	82	F030A31D012	82	F030A41D000	86	F030B21B018	86	F030B31B001
82	F030A22A000	82	F030A31D018	82	F030A41D001	86	F030B21B030	86	F030B31B006
82	F030A22A001	82	F030A31D030	82	F030A41D006	86	F030B21B033	86	F030B31B012
82	F030A22A006	82	F030A31D033	82	F030A41D012	86	F030B21D000	86	F030B31B018
82	F030A22A012	82	F030A32A000	82	F030A41D018	86	F030B21D001	86	F030B31B030
82	F030A22A018	82	F030A32A001	82	F030A41D030	86	F030B21D006	86	F030B31B033
82	F030A22A030	82	F030A32A006	82	F030A41D033	86	F030B21D012	86	F030B31D000
82	F030A22A033	82	F030A32A012	82	F030A42A000	86	F030B21D018	86	F030B31D001
82	F030A22B000	82	F030A32A018	82	F030A42A001	86	F030B21D030	86	F030B31D006
82	F030A22B001	82	F030A32A030	82	F030A42A006	86	F030B21D033	86	F030B31D012
82	F030A22B006	82	F030A32A033	82	F030A42A012	86	F030B22A000	86	F030B31D018
82	F030A22B012	82	F030A32B000	82	F030A42A018	86	F030B22A001	86	F030B31D030
82	F030A22B018	82	F030A32B001	82	F030A42A030	86	F030B22A006	86	F030B31D033
82	F030A22B030	82	F030A32B006	82	F030A42A033	86	F030B22A012	86	F030B32A000
82	F030A22B033	82	F030A32B012	82	F030A42B000	86	F030B22A018	86	F030B32A001
82	F030A22D000	82	F030A32B018	82	F030A42B001	86	F030B22A030	86	F030B32A006
82	F030A22D001	82	F030A32B030	82	F030A42B006	86	F030B22A033	86	F030B32A012
82	F030A22D006	82	F030A32B033	82	F030A42B012	86	F030B22B000	86	F030B32A018
82	F030A22D012	82	F030A32D000	82	F030A42B018	86	F030B22B001	86	F030B32A030
82	F030A22D018	82	F030A32D001	82	F030A42B030	86	F030B22B006	86	F030B32A033
82	F030A22D030	82	F030A32D006	82	F030A42B033	86	F030B22B012	86	F030B32B000
82	F030A22D033	82	F030A32D012	82	F030A42D000	86	F030B22B018	86	F030B32B001
83	F030A23A000	82	F030A32D018	82	F030A42D001	86	F030B22B030	86	F030B32B006
83	F030A23A001	82	F030A32D030	82	F030A42D006	86	F030B22B033	86	F030B32B012
83	F030A23A006	82	F030A32D033	82	F030A42D012	86	F030B22D000	86	F030B32B018
83	F030A23A012	83	F030A33A000	82	F030A42D018	86	F030B22D001	86	F030B32B030
83	F030A23A018	83	F030A33A001	82	F030A42D030	86	F030B22D006	86	F030B32B033
83	F030A23A030	83	F030A33A006	82	F030A42D033	86	F030B22D012	86	F030B32D000
83	F030A23A033	83	F030A33A012	83	F030A43A000	86	F030B22D018	86	F030B32D001
83	F030A23B000	83	F030A33A018	83	F030A43A001	86	F030B22D030	86	F030B32D006
83	F030A23B001	83	F030A33A030	83	F030A43A006	86	F030B22D033	86	F030B32D012
83	F030A23B006	83	F030A33A033	83	F030A43A012	87	F030B23A000	86	F030B32D018
83	F030A23B012	83	F030A33B000	83	F030A43A018	87	F030B23A001	86	F030B32D030
83	F030A23B018	83	F030A33B001	83	F030A43A030	87	F030B23A006	86	F030B32D033
83	F030A23B030	83	F030A33B006	83	F030A43A033	87	F030B23A012	87	F030B33A000
83	F030A23B033	83	F030A33B012	83	F030A43B000	87	F030B23A018	87	F030B33A001
83	F030A23D000	83	F030A33B018	83	F030A43B001	87	F030B23A030	87	F030B33A006
83	F030A23D001	83	F030A33B030	83	F030A43B006	87	F030B23A033	87	F030B33A012
83	F030A23D006	83	F030A33B033	83	F030A43B012	87	F030B23B000	87	F030B33A018
83	F030A23D012	83	F030A33D000	83	F030A43B018	87	F030B23B001	87	F030B33A030
83	F030A23D018	83	F030A33D001	83	F030A43B030	87	F030B23B006	87	F030B33A033
83	F030A23D030	83	F030A33D006	83	F030A43B033	87	F030B23B012	87	F030B33B000
83	F030A23D033	83	F030A33D012	83	F030A43D000	87	F030B23B018	87	F030B33B001
82	F030A31A000	83	F030A33D018	83	F030A43D001	87	F030B23B030	87	F030B33B006
82	F030A31A001	83	F030A33D030	83	F030A43D006	87	F030B23B033	87	F030B33B012
82	F030A31A006	83	F030A33D033	83	F030A43D012	87	F030B23D000	87	F030B33B018
82	F030A31A012	82	F030A41A000	83	F030A43D018	87	F030B23D001	87	F030B33B030
82	F030A31A018	82	F030A41A001	83	F030A43D030	87	F030B23D006	87	F030B33B033

Page	Reference	Page	Reference	Page	Reference	Page	Reference	Page	Reference
87	F030B33D000	87	F030B43B018	85	F030C23B001	85	F030C33A030	85	F030C43A006
87	F030B33D001	87	F030B43B030	85	F030C23B006	85	F030C33A033	85	F030C43A012
87	F030B33D006	87	F030B43B033	85	F030C23B012	85	F030C33B000	85	F030C43A018
87	F030B33D012	87	F030B43D000	85	F030C23B018	85	F030C33B001	85	F030C43A030
87	F030B33D018	87	F030B43D001	85	F030C23B030	85	F030C33B006	85	F030C43A033
87	F030B33D030	87	F030B43D006	85	F030C23B033	85	F030C33B012	85	F030C43B000
87	F030B33D033	87	F030B43D012	85	F030C23D000	85	F030C33B018	85	F030C43B001
86	F030B41A000	87	F030B43D018	85	F030C23D001	85	F030C33B030	85	F030C43B006
86	F030B41A001	87	F030B43D030	85	F030C23D006	85	F030C33B033	85	F030C43B012
86	F030B41A006	87	F030B43D033	85	F030C23D012	85	F030C33D000	85	F030C43B018
86	F030B41A012	84	F030C21A000	85	F030C23D018	85	F030C33D001	85	F030C43B030
86	F030B41A018	84	F030C21A001	85	F030C23D030	85	F030C33D006	85	F030C43B033
86	F030B41A030	84	F030C21A006	85	F030C23D033	85	F030C33D012	85	F030C43D000
86	F030B41A033	84	F030C21A012	84	F030C31A000	85	F030C33D018	85	F030C43D001
86	F030B41B000	84	F030C21A018	84	F030C31A001	85	F030C33D030	85	F030C43D006
86	F030B41B001	84	F030C21A030	84	F030C31A006	85	F030C33D033	85	F030C43D012
86	F030B41B006	84	F030C21A033	84	F030C31A012	84	F030C41A000	85	F030C43D018
86	F030B41B012	84	F030C21B000	84	F030C31A018	84	F030C41A001	85	F030C43D030
86	F030B41B018	84	F030C21B001	84	F030C31A030	84	F030C41A006	85	F030C43D033
86	F030B41B030	84	F030C21B006	84	F030C31A033	84	F030C41A012	88	F030D21A000
86	F030B41B033	84	F030C21B012	84	F030C31B000	84	F030C41A018	88	F030D21A001
86	F030B41D000	84	F030C21B018	84	F030C31B001	84	F030C41A030	88	F030D21A006
86	F030B41D001	84	F030C21B030	84	F030C31B006	84	F030C41A033	88	F030D21A012
86	F030B41D006	84	F030C21B033	84	F030C31B012	84	F030C41B000	88	F030D21A018
86	F030B41D012	84	F030C21D000	84	F030C31B018	84	F030C41B001	88	F030D21A030
86	F030B41D018	84	F030C21D001	84	F030C31B030	84	F030C41B006	88	F030D21A033
86	F030B41D030	84	F030C21D006	84	F030C31B033	84	F030C41B012	88	F030D21B000
86	F030B41D033	84	F030C21D012	84	F030C31D000	84	F030C41B018	88	F030D21B001
86	F030B42A000	84	F030C21D018	84	F030C31D001	84	F030C41B030	88	F030D21B006
86	F030B42A001	84	F030C21D030	84	F030C31D006	84	F030C41B033	88	F030D21B012
86	F030B42A006	84	F030C21D033	84	F030C31D012	84	F030C41D000	88	F030D21B018
86	F030B42A012	84	F030C22A000	84	F030C31D018	84	F030C41D001	88	F030D21B030
86	F030B42A018	84	F030C22A001	84	F030C31D030	84	F030C41D006	88	F030D21B033
86	F030B42A030	84	F030C22A006	84	F030C31D033	84	F030C41D012	88	F030D21D000
86	F030B42A033	84	F030C22A012	84	F030C32A000	84	F030C41D018	88	F030D21D001
86	F030B42B000	84	F030C22A018	84	F030C32A001	84	F030C41D030	88	F030D21D006
86	F030B42B001	84	F030C22A030	84	F030C32A006	84	F030C41D033	88	F030D21D012
86	F030B42B006	84	F030C22A033	84	F030C32A012	84	F030C42A000	88	F030D21D018
86	F030B42B012	84	F030C22B000	84	F030C32A018	84	F030C42A001	88	F030D21D030
86	F030B42B018	84	F030C22B001	84	F030C32A030	84	F030C42A006	88	F030D21D033
86	F030B42B030	84	F030C22B006	84	F030C32A033	84	F030C42A012	88	F030D22A000
86	F030B42B033	84	F030C22B012	84	F030C32B000	84	F030C42A018	88	F030D22A001
86	F030B42D000	84	F030C22B018	84	F030C32B001	84	F030C42A030	88	F030D22A006
86	F030B42D001	84	F030C22B030	84	F030C32B006	84	F030C42A033	88	F030D22A012
86	F030B42D006	84	F030C22B033	84	F030C32B012	84	F030C42B000	88	F030D22A018
86	F030B42D012	84	F030C22D000	84	F030C32B018	84	F030C42B001	88	F030D22A030
86	F030B42D018	84	F030C22D001	84	F030C32B030	84	F030C42B006	88	F030D22A033
86	F030B42D030	84	F030C22D006	84	F030C32B033	84	F030C42B012	88	F030D22B000
86	F030B42D033	84	F030C22D012	84	F030C32D000	84	F030C42B018	88	F030D22B001
87	F030B43A000	84	F030C22D018	84	F030C32D001	84	F030C42B030	88	F030D22B006
87	F030B43A001	84	F030C22D030	84	F030C32D006	84	F030C42B033	88	F030D22B012
87	F030B43A006	84	F030C22D033	84	F030C32D012	84	F030C42D000	88	F030D22B018
87	F030B43A012	85	F030C23A000	84	F030C32D018	84	F030C42D001	88	F030D22B030
87	F030B43A018	85	F030C23A001	84	F030C32D030	84	F030C42D006	88	F030D22B033
87	F030B43A030	85	F030C23A006	84	F030C32D033	84	F030C42D012	88	F030D22D000
87	F030B43A033	85	F030C23A012	85	F030C33A000	84	F030C42D018	88	F030D22D001
87	F030B43B000	85	F030C23A018	85	F030C33A001	84	F030C42D030	88	F030D22D006
87	F030B43B001	85	F030C23A030	85	F030C33A006	84	F030C42D033	88	F030D22D012
87	F030B43B006	85	F030C23A033	85	F030C33A012	85	F030C43A000	88	F030D22D018
87	F030B43B012	85	F030C23B000	85	F030C33A018	85	F030C43A001	88	F030D22D030

Page	Reference	Page	Reference	Page	Reference	Page	Reference	Page	Reference
88	F030D22D033	88	F030D32D012	88	F030D42D000	288	F1111030	288	F1115001
89	F030D23A000	88	F030D32D018	88	F030D42D001	288	F1111030-300	288	F1115001-300
89	F030D23A001	88	F030D32D030	88	F030D42D006	288	F1111030-310	288	F1115001-310
89	F030D23A006	88	F030D32D033	88	F030D42D012	288	F1111033	288	F1115006
89	F030D23A012	89	F030D33A000	88	F030D42D018	288	F1111033-300	288	F1115006-300
89	F030D23A018	89	F030D33A001	88	F030D42D030	288	F1111033-310	288	F1115006-310
89	F030D23A030	89	F030D33A006	88	F030D42D033	288	F1112001	288	F1115012
89	F030D23A033	89	F030D33A012	89	F030D43A000	288	F1112001-300	288	F1115012-300
89	F030D23B000	89	F030D33A018	89	F030D43A001	288	F1112001-310	288	F1115012-310
89	F030D23B001	89	F030D33A030	89	F030D43A006	288	F1112006	288	F1115018
89	F030D23B006	89	F030D33A033	89	F030D43A012	288	F1112006-300	288	F1115018-300
89	F030D23B012	89	F030D33B000	89	F030D43A018	288	F1112006-310	288	F1115018-310
89	F030D23B018	89	F030D33B001	89	F030D43A030	288	F1112012	288	F1115030
89	F030D23B030	89	F030D33B006	89	F030D43A033	288	F1112012-300	288	F1115030-300
89	F030D23B033	89	F030D33B012	89	F030D43B000	288	F1112012-310	288	F1115030-310
89	F030D23D000	89	F030D33B018	89	F030D43B001	288	F1112018	288	F1115033
89	F030D23D001	89	F030D33B030	89	F030D43B006	288	F1112018-300	288	F1115033-300
89	F030D23D006	89	F030D33B033	89	F030D43B012	288	F1112018-310	288	F1115033-310
89	F030D23D012	89	F030D33D000	89	F030D43B018	288	F1112030	289	F1116001
89	F030D23D018	89	F030D33D001	89	F030D43B030	288	F1112030-300	289	F1116001-300
89	F030D23D030	89	F030D33D006	89	F030D43B033	288	F1112030-310	289	F1116001-310
89	F030D23D033	89	F030D33D012	89	F030D43D000	288	F1112033	289	F1116006
88	F030D31A000	89	F030D33D018	89	F030D43D001	288	F1112033-300	289	F1116006-300
88	F030D31A001	89	F030D33D030	89	F030D43D006	288	F1112033-310	289	F1116006-310
88	F030D31A006	89	F030D33D033	89	F030D43D012	288	F1113001	289	F1116012
88	F030D31A012	88	F030D41A000	89	F030D43D018	288	F1113001-300	289	F1116012-300
88	F030D31A018	88	F030D41A001	89	F030D43D030	288	F1113001-310	289	F1116012-310
88	F030D31A030	88	F030D41A006	89	F030D43D033	288	F1113006	289	F1116018
88	F030D31A033	88	F030D41A012	87	F030Z010000	288	F1113006-300	289	F1116018-300
88	F030D31B000	88	F030D41A018	89	F030Z020000	288	F1113006-310	289	F1116018-310
88	F030D31B001	88	F030D41A030	288	F1110001	288	F1113012	289	F1116030
88	F030D31B006	88	F030D41A033	288	F1110001-300	288	F1113012-300	289	F1116030-300
88	F030D31B012	88	F030D41B000	288	F1110001-310	288	F1113012-310	289	F1116030-310
88	F030D31B018	88	F030D41B001	288	F1110006	288	F1113018	289	F1116033
88	F030D31B030	88	F030D41B006	288	F1110006-300	288	F1113018-300	289	F1116033-300
88	F030D31B033	88	F030D41B012	288	F1110006-310	288	F1113018-310	289	F1116033-310
88	F030D31D000	88	F030D41B018	288	F1110012	288	F1113030	289	F1117001
88	F030D31D001	88	F030D41B030	288	F1110012-300	288	F1113030-300	289	F1117001-300
88	F030D31D006	88	F030D41B033	288	F1110012-310	288	F1113030-310	289	F1117001-310
88	F030D31D012	88	F030D41D000	288	F1110018	288	F1113033	289	F1117006
88	F030D31D018	88	F030D41D001	288	F1110018-300	288	F1113033-300	289	F1117006-300
88	F030D31D030	88	F030D41D006	288	F1110018-310	288	F1113033-310	289	F1117006-310
88	F030D31D033	88	F030D41D012	288	F1110030	288	F1114001	289	F1117012
88	F030D32A000	88	F030D41D018	288	F1110030-300	288	F1114001-300	289	F1117012-300
88	F030D32A001	88	F030D41D030	288	F1110030-310	288	F1114001-310	289	F1117012-310
88	F030D32A006	88	F030D41D033	288	F1110033	288	F1114006	289	F1117018
88	F030D32A012	88	F030D42A000	288	F1110033-300	288	F1114006-300	289	F1117018-300
88	F030D32A018	88	F030D42A001	288	F1110033-310	288	F1114006-310	289	F1117018-310
88	F030D32A030	88	F030D42A006	288	F1111001	288	F1114012	289	F1117030
88	F030D32A033	88	F030D42A012	288	F1111001-300	288	F1114012-300	289	F1117030-300
88	F030D32B000	88	F030D42A018	288	F1111001-310	288	F1114012-310	289	F1117030-310
88	F030D32B001	88	F030D42A030	288	F1111006	288	F1114018	289	F1117033
88	F030D32B006	88	F030D42A033	288	F1111006-300	288	F1114018-300	289	F1117033-300
88	F030D32B012	88	F030D42B000	288	F1111006-310	288	F1114018-310	289	F1117033-310
88	F030D32B018	88	F030D42B001	288	F1111012	288	F1114030	289	F1118001
88	F030D32B030	88	F030D42B006	288	F1111012-300	288	F1114030-300	289	F1118001-300
88	F030D32B033	88	F030D42B012	288	F1111012-310	288	F1114030-310	289	F1118001-310
88	F030D32D000	88	F030D42B018	288	F1111018	288	F1114033	289	F1118006
88	F030D32D001	88	F030D42B030	288	F1111018-300	288	F1114033-300	289	F1118006-300
88	F030D32D006	88	F030D42B033	288	F1111018-310	288	F1114033-310	289	F1118006-310

Page	Reference	Page	Reference	Page	Reference	Page	Reference	Page	Reference
289	F1118012	289	F1121030	290	F1143001	291	F1146012	291	F1149030
289	F1118012-300	289	F1121030-300	290	F1143001-300	291	F1146012-300	291	F1149030-300
289	F1118012-310	289	F1121030-310	290	F1143001-310	291	F1146012-310	291	F1149030-310
289	F1118018	289	F1121033	290	F1143006	291	F1146018	291	F1149033
289	F1118018-300	289	F1121033-300	290	F1143006-300	291	F1146018-300	291	F1149033-300
289	F1118018-310	289	F1121033-310	290	F1143006-310	291	F1146018-310	291	F1149033-310
289	F1118030	290	F1140001	290	F1143012	291	F1146030	291	F1150001
289	F1118030-300	290	F1140001-300	290	F1143012-300	291	F1146030-300	291	F1150001-300
289	F1118030-310	290	F1140001-310	290	F1143012-310	291	F1146030-310	291	F1150001-310
289	F1118033	290	F1140006	290	F1143018	291	F1146033	291	F1150006
289	F1118033-300	290	F1140006-300	290	F1143018-300	291	F1146033-300	291	F1150006-300
289	F1118033-310	290	F1140006-310	290	F1143018-310	291	F1146033-310	291	F1150006-310
289	F1119001	290	F1140012	290	F1143030	291	F1147001	291	F1150012
289	F1119001-300	290	F1140012-300	290	F1143030-300	291	F1147001-300	291	F1150012-300
289	F1119001-310	290	F1140012-310	290	F1143030-310	291	F1147001-310	291	F1150012-310
289	F1119006	290	F1140018	290	F1143033	291	F1147006	291	F1150018
289	F1119006-300	290	F1140018-300	290	F1143033-300	291	F1147006-300	291	F1150018-300
289	F1119006-310	290	F1140018-310	290	F1143033-310	291	F1147006-310	291	F1150018-310
289	F1119012	290	F1140030	290	F1144001	291	F1147012	291	F1150030
289	F1119012-300	290	F1140030-300	290	F1144001-300	291	F1147012-300	291	F1150030-300
289	F1119012-310	290	F1140030-310	290	F1144001-310	291	F1147012-310	291	F1150030-310
289	F1119018	290	F1140033	290	F1144006	291	F1147018	291	F1150033
289	F1119018-300	290	F1140033-300	290	F1144006-300	291	F1147018-300	291	F1150033-300
289	F1119018-310	290	F1140033-310	290	F1144006-310	291	F1147018-310	291	F1150033-310
289	F1119030	290	F1141001	290	F1144012	291	F1147030	291	F1151001
289	F1119030-300	290	F1141001-300	290	F1144012-300	291	F1147030-300	291	F1151001-300
289	F1119030-310	290	F1141001-310	290	F1144012-310	291	F1147030-310	291	F1151001-310
289	F1119033	290	F1141006	290	F1144018	291	F1147033	291	F1151006
289	F1119033-300	290	F1141006-300	290	F1144018-300	291	F1147033-300	291	F1151006-300
289	F1119033-310	290	F1141006-310	290	F1144018-310	291	F1147033-310	291	F1151006-310
289	F1120001	290	F1141012	290	F1144030	291	F1148001	291	F1151012
289	F1120001-300	290	F1141012-300	290	F1144030-300	291	F1148001-300	291	F1151012-300
289	F1120001-310	290	F1141012-310	290	F1144030-310	291	F1148001-310	291	F1151012-310
289	F1120006	290	F1141018	290	F1144033	291	F1148006	291	F1151018
289	F1120006-300	290	F1141018-300	290	F1144033-300	291	F1148006-300	291	F1151018-300
289	F1120006-310	290	F1141018-310	290	F1144033-310	291	F1148006-310	291	F1151018-310
289	F1120012	290	F1141030	290	F1145001	291	F1148012	291	F1151030
289	F1120012-300	290	F1141030-300	290	F1145001-300	291	F1148012-300	291	F1151030-300
289	F1120012-310	290	F1141030-310	290	F1145001-310	291	F1148012-310	291	F1151030-310
289	F1120018	290	F1141033	290	F1145006	291	F1148018	291	F1151033
289	F1120018-300	290	F1141033-300	290	F1145006-300	291	F1148018-300	291	F1151033-300
289	F1120018-310	290	F1141033-310	290	F1145006-310	291	F1148018-310	291	F1151033-310
289	F1120030	290	F1142001	290	F1145012	291	F1148030	292	F1170001
289	F1120030-300	290	F1142001-300	290	F1145012-300	291	F1148030-300	292	F1170001-300
289	F1120030-310	290	F1142001-310	290	F1145012-310	291	F1148030-310	292	F1170001-310
289	F1120033	290	F1142006	290	F1145018	291	F1148033	292	F1170006
289	F1120033-300	290	F1142006-300	290	F1145018-300	291	F1148033-300	292	F1170006-300
289	F1120033-310	290	F1142006-310	290	F1145018-310	291	F1148033-310	292	F1170006-310
289	F1121001	290	F1142012	290	F1145030	291	F1149001	292	F1170012
289	F1121001-300	290	F1142012-300	290	F1145030-300	291	F1149001-300	292	F1170012-300
289	F1121001-310	290	F1142012-310	290	F1145030-310	291	F1149001-310	292	F1170012-310
289	F1121006	290	F1142018	290	F1145033	291	F1149006	292	F1170018
289	F1121006-300	290	F1142018-300	290	F1145033-300	291	F1149006-300	292	F1170018-300
289	F1121006-310	290	F1142018-310	290	F1145033-310	291	F1149006-310	292	F1170018-310
289	F1121012	290	F1142030	291	F1146001	291	F1149012	292	F1170030
289	F1121012-300	290	F1142030-300	291	F1146001-300	291	F1149012-300	292	F1170030-300
289	F1121012-310	290	F1142030-310	291	F1146001-310	291	F1149012-310	292	F1170030-310
289	F1121018	290	F1142033	291	F1146006	291	F1149018	292	F1170033
289	F1121018-300	290	F1142033-300	291	F1146006-300	291	F1149018-300	292	F1170033-300
289	F1121018-310	290	F1142033-310	291	F1146006-310	291	F1149018-310	292	F1170033-310

Page	Reference	Page	Reference	Page	Reference	Page	Reference	Page	Reference
292	F1171001	292	F1174012	293	F1177030	293	F1181001	177	F1214018
292	F1171001-300	292	F1174012-300	293	F1177030-300	293	F1181001-300	177	F1214030
292	F1171001-310	292	F1174012-310	293	F1177030-310	293	F1181001-310	177	F1214033
292	F1171006	292	F1174018	293	F1177033	293	F1181006	177	F1215001
292	F1171006-300	292	F1174018-300	293	F1177033-300	293	F1181006-300	177	F1215006
292	F1171006-310	292	F1174018-310	293	F1177033-310	293	F1181006-310	177	F1215012
292	F1171012	292	F1174030	293	F1178001	293	F1181012	177	F1215018
292	F1171012-300	292	F1174030-300	293	F1178001-300	293	F1181012-300	177	F1215030
292	F1171012-310	292	F1174030-310	293	F1178001-310	293	F1181012-310	177	F1215033
292	F1171018	292	F1174033	293	F1178006	293	F1181018	177	F1216001
292	F1171018-300	292	F1174033-300	293	F1178006-300	293	F1181018-300	177	F1216006
292	F1171018-310	292	F1174033-310	293	F1178006-310	293	F1181018-310	177	F1216012
292	F1171030	292	F1175001	293	F1178012	293	F1181030	177	F1216018
292	F1171030-300	292	F1175001-300	293	F1178012-300	293	F1181030-300	177	F1216030
292	F1171030-310	292	F1175001-310	293	F1178012-310	293	F1181030-310	177	F1216033
292	F1171033	292	F1175006	293	F1178018	293	F1181033	177	F1217001
292	F1171033-300	292	F1175006-300	293	F1178018-300	293	F1181033-300	177	F1217006
292	F1171033-310	292	F1175006-310	293	F1178018-310	293	F1181033-310	177	F1217012
292	F1172001	292	F1175012	293	F1178030	434	F1203001	177	F1217018
292	F1172001-300	292	F1175012-300	293	F1178030-300	434	F1203006	177	F1217030
292	F1172001-310	292	F1175012-310	293	F1178030-310	434	F1203012	177	F1217033
292	F1172006	292	F1175018	293	F1178033	434	F1203018	177	F1218001
292	F1172006-300	292	F1175018-300	293	F1178033-300	434	F1203030	177	F1218006
292	F1172006-310	292	F1175018-310	293	F1178033-310	434	F1203033	177	F1218012
292	F1172012	292	F1175030	293	F1179001	434	F1204001	177	F1218018
292	F1172012-300	292	F1175030-300	293	F1179001-300	434	F1204006	177	F1218030
292	F1172012-310	292	F1175030-310	293	F1179001-310	434	F1204012	177	F1218033
292	F1172018	292	F1175033	293	F1179006	434	F1204018	178	F1230001
292	F1172018-300	292	F1175033-300	293	F1179006-300	434	F1204030	178	F1230001-300
292	F1172018-310	292	F1175033-310	293	F1179006-310	434	F1204033	178	F1230001-310
292	F1172030	293	F1176001	293	F1179012	181	F1207000	178	F1230006
292	F1172030-300	293	F1176001-300	293	F1179012-300	181	F1208000	178	F1230006-300
292	F1172030-310	293	F1176001-310	293	F1179012-310	176	F1209000	178	F1230006-310
292	F1172033	293	F1176006	293	F1179018	177	F1210001	178	F1230012
292	F1172033-300	293	F1176006-300	293	F1179018-300	177	F1210006	178	F1230012-300
292	F1172033-310	293	F1176006-310	293	F1179018-310	177	F1210012	178	F1230012-310
292	F1173001	293	F1176012	293	F1179030	177	F1210018	178	F1230018
292	F1173001-300	293	F1176012-300	293	F1179030-300	177	F1210030	178	F1230018-300
292	F1173001-310	293	F1176012-310	293	F1179030-310	177	F1210033	178	F1230018-310
292	F1173006	293	F1176018	293	F1179033	177	F1211001	178	F1230030
292	F1173006-300	293	F1176018-300	293	F1179033-300	177	F1211006	178	F1230030-300
292	F1173006-310	293	F1176018-310	293	F1179033-310	177	F1211012	178	F1230030-310
292	F1173012	293	F1176030	293	F1180001	177	F1211018	178	F1230033
292	F1173012-300	293	F1176030-300	293	F1180001-300	177	F1211030	178	F1230033-300
292	F1173012-310	293	F1176030-310	293	F1180001-310	177	F1211033	178	F1230033-310
292	F1173018	293	F1176033	293	F1180006	177	F1212001	178	F1231001
292	F1173018-300	293	F1176033-300	293	F1180006-300	177	F1212006	178	F1231001-300
292	F1173018-310	293	F1176033-310	293	F1180006-310	177	F1212012	178	F1231001-310
292	F1173030	293	F1177001	293	F1180012	177	F1212018	178	F1231006
292	F1173030-300	293	F1177001-300	293	F1180012-300	177	F1212030	178	F1231006-300
292	F1173030-310	293	F1177001-310	293	F1180012-310	177	F1212033	178	F1231006-310
292	F1173033	293	F1177006	293	F1180018	177	F1213001	178	F1231012
292	F1173033-300	293	F1177006-300	293	F1180018-300	177	F1213006	178	F1231012-300
292	F1173033-310	293	F1177006-310	293	F1180018-310	177	F1213012	178	F1231012-310
292	F1174001	293	F1177012	293	F1180030	177	F1213018	178	F1231018
292	F1174001-300	293	F1177012-300	293	F1180030-300	177	F1213030	178	F1231018-300
292	F1174001-310	293	F1177012-310	293	F1180030-310	177	F1213033	178	F1231018-310
292	F1174006	293	F1177018	293	F1180033	177	F1214001	178	F1231030
292	F1174006-300	293	F1177018-300	293	F1180033-300	177	F1214006	178	F1231030-300
292	F1174006-310	293	F1177018-310	293	F1180033-310	177	F1214012	178	F1231030-310

Page	Reference	Page	Reference	Page	Reference	Page	Reference	Page	Reference
178	F1231033	178	F1235006	178	F1238018	179	F1258018	180	F1273006
178	F1231033-300	178	F1235006-300	178	F1238018-300	179	F1258030	180	F1273006-300
178	F1231033-310	178	F1235006-310	178	F1238018-310	179	F1258033	180	F1273006-310
178	F1232001	178	F1235012	178	F1238030	180	F1270001	180	F1273012
178	F1232001-300	178	F1235012-300	178	F1238030-300	180	F1270001-300	180	F1273012-300
178	F1232001-310	178	F1235012-310	178	F1238030-310	180	F1270001-310	180	F1273012-310
178	F1232006	178	F1235018	178	F1238033	180	F1270006	180	F1273018
178	F1232006-300	178	F1235018-300	178	F1238033-300	180	F1270006-300	180	F1273018-300
178	F1232006-310	178	F1235018-310	178	F1238033-310	180	F1270006-310	180	F1273018-310
178	F1232012	178	F1235030	179	F1250001	180	F1270012	180	F1273030
178	F1232012-300	178	F1235030-300	179	F1250006	180	F1270012-300	180	F1273030-300
178	F1232012-310	178	F1235030-310	179	F1250012	180	F1270012-310	180	F1273030-310
178	F1232018	178	F1235033	179	F1250018	180	F1270018	180	F1273033
178	F1232018-300	178	F1235033-300	179	F1250030	180	F1270018-300	180	F1273033-300
178	F1232018-310	178	F1235033-310	179	F1250033	180	F1270018-310	180	F1273033-310
178	F1232030	178	F1236001	179	F1251001	180	F1270030	180	F1274001
178	F1232030-300	178	F1236001-300	179	F1251006	180	F1270030-300	180	F1274001-300
178	F1232030-310	178	F1236001-310	179	F1251012	180	F1270030-310	180	F1274001-310
178	F1232033	178	F1236006	179	F1251018	180	F1270033	180	F1274006
178	F1232033-300	178	F1236006-300	179	F1251030	180	F1270033-300	180	F1274006-300
178	F1232033-310	178	F1236006-310	179	F1251033	180	F1270033-310	180	F1274006-310
178	F1233001	178	F1236012	179	F1252001	180	F1271001	180	F1274012
178	F1233001-300	178	F1236012-300	179	F1252006	180	F1271001-300	180	F1274012-300
178	F1233001-310	178	F1236012-310	179	F1252012	180	F1271001-310	180	F1274012-310
178	F1233006	178	F1236018	179	F1252018	180	F1271006	180	F1274018
178	F1233006-300	178	F1236018-300	179	F1252030	180	F1271006-300	180	F1274018-300
178	F1233006-310	178	F1236018-310	179	F1252033	180	F1271006-310	180	F1274018-310
178	F1233012	178	F1236030	179	F1253001	180	F1271012	180	F1274030
178	F1233012-300	178	F1236030-300	179	F1253006	180	F1271012-300	180	F1274030-300
178	F1233012-310	178	F1236030-310	179	F1253012	180	F1271012-310	180	F1274030-310
178	F1233018	178	F1236033	179	F1253018	180	F1271018	180	F1274033
178	F1233018-300	178	F1236033-300	179	F1253030	180	F1271018-300	180	F1274033-300
178	F1233018-310	178	F1236033-310	179	F1253033	180	F1271018-310	180	F1274033-310
178	F1233030	178	F1237001	179	F1254001	180	F1271030	180	F1275001
178	F1233030-300	178	F1237001-300	179	F1254006	180	F1271030-300	180	F1275001-300
178	F1233030-310	178	F1237001-310	179	F1254012	180	F1271030-310	180	F1275001-310
178	F1233033	178	F1237006	179	F1254018	180	F1271033	180	F1275006
178	F1233033-300	178	F1237006-300	179	F1254030	180	F1271033-300	180	F1275006-300
178	F1233033-310	178	F1237006-310	179	F1254033	180	F1271033-310	180	F1275006-310
178	F1234001	178	F1237012	179	F1255001	180	F1272001	180	F1275012
178	F1234001-300	178	F1237012-300	179	F1255006	180	F1272001-300	180	F1275012-300
178	F1234001-310	178	F1237012-310	179	F1255012	180	F1272001-310	180	F1275012-310
178	F1234006	178	F1237018	179	F1255018	180	F1272006	180	F1275018
178	F1234006-300	178	F1237018-300	179	F1255030	180	F1272006-300	180	F1275018-300
178	F1234006-310	178	F1237018-310	179	F1255033	180	F1272006-310	180	F1275018-310
178	F1234012	178	F1237030	179	F1256001	180	F1272012	180	F1275030
178	F1234012-300	178	F1237030-300	179	F1256006	180	F1272012-300	180	F1275030-300
178	F1234012-310	178	F1237030-310	179	F1256012	180	F1272012-310	180	F1275030-310
178	F1234018	178	F1237033	179	F1256018	180	F1272018	180	F1275033
178	F1234018-300	178	F1237033-300	179	F1256030	180	F1272018-300	180	F1275033-300
178	F1234018-310	178	F1237033-310	179	F1256033	180	F1272018-310	180	F1275033-310
178	F1234030	178	F1238001	179	F1257001	180	F1272030	180	F1276001
178	F1234030-300	178	F1238001-300	179	F1257006	180	F1272030-300	180	F1276001-300
178	F1234030-310	178	F1238001-310	179	F1257012	180	F1272030-310	180	F1276001-310
178	F1234033	178	F1238006	179	F1257018	180	F1272033	180	F1276006
178	F1234033-300	178	F1238006-300	179	F1257030	180	F1272033-300	180	F1276006-300
178	F1234033-310	178	F1238006-310	179	F1257033	180	F1272033-310	180	F1276006-310
178	F1235001	178	F1238012	179	F1258001	180	F1273001	180	F1276012
178	F1235001-300	178	F1238012-300	179	F1258006	180	F1273001-300	180	F1276012-300
178	F1235001-310	178	F1238012-310	179	F1258012	180	F1273001-310	180	F1276012-310

Page	Reference	Page	Reference	Page	Reference	Page	Reference	Page	Reference
180	F1276018	278	F1311030	278	F1316030	332	F2251033	270	F4353030-310
180	F1276018-300	278	F1311033	278	F1316030-300	332	F2252001	270	F4353033
180	F1276018-310	278	F1311087	278	F1316030-310	332	F2252006	270	F4353033-300
180	F1276030	278	F1311089	278	F1316033	332	F2252012	270	F4353033-310
180	F1276030-300	278	F1311090	278	F1316033-300	332	F2252018	270	F4354001
180	F1276030-310	278	F1312000	278	F1316033-310	332	F2252030	270	F4354001-300
180	F1276033	278	F1312001	278	F1316087	332	F2252033	270	F4354001-310
180	F1276033-300	278	F1312006	278	F1316087-300	332	F2260001	270	F4354006
180	F1276033-310	278	F1312012	278	F1316087-310	332	F2260006	270	F4354006-300
180	F1277001	278	F1312018	278	F1316089	332	F2260012	270	F4354006-310
180	F1277001-300	278	F1312030	278	F1316089-300	332	F2260018	270	F4354012
180	F1277001-310	278	F1312033	278	F1316089-310	332	F2260030	270	F4354012-300
180	F1277006	278	F1312087	278	F1316090	332	F2260033	270	F4354012-310
180	F1277006-300	278	F1312089	278	F1316090-300	332	F2261001	270	F4354018
180	F1277006-310	278	F1312090	278	F1316090-310	332	F2261006	270	F4354018-300
180	F1277012	278	F1315000	278	F1317000	332	F2261012	270	F4354018-310
180	F1277012-300	278	F1315000-300	278	F1317000-300	332	F2261018	270	F4354030
180	F1277012-310	278	F1315000-310	278	F1317000-310	332	F2261030	270	F4354030-300
180	F1277018	278	F1315001	278	F1317001	332	F2261033	270	F4354030-310
180	F1277018-300	278	F1315001-300	278	F1317001-300	332	F2262001	270	F4354033
180	F1277018-310	278	F1315001-310	278	F1317001-310	332	F2262006	270	F4354033-300
180	F1277030	278	F1315006	278	F1317006	332	F2262012	270	F4354033-310
180	F1277030-300	278	F1315006-300	278	F1317006-300	332	F2262018	270	F4355001
180	F1277030-310	278	F1315006-310	278	F1317006-310	332	F2262030	270	F4355001-300
180	F1277033	278	F1315012	278	F1317012	332	F2262033	270	F4355001-310
180	F1277033-300	278	F1315012-300	278	F1317012-300	271	F4301000	270	F4355006
180	F1277033-310	278	F1315012-310	278	F1317012-310	271	F4302000	270	F4355006-300
180	F1278001	278	F1315018	278	F1317018	271	F4303000	270	F4355006-310
180	F1278001-300	278	F1315018-300	278	F1317018-300	270	F4350001	270	F4355012
180	F1278001-310	278	F1315018-310	278	F1317018-310	270	F4350006	270	F4355012-300
180	F1278006	278	F1315030	278	F1317030	270	F4350012	270	F4355012-310
180	F1278006-300	278	F1315030-300	278	F1317030-300	270	F4350018	270	F4355018
180	F1278006-310	278	F1315030-310	278	F1317030-310	270	F4350030	270	F4355018-300
180	F1278012	278	F1315033	278	F1317033	270	F4350033	270	F4355018-310
180	F1278012-300	278	F1315033-300	278	F1317033-300	270	F4351001	270	F4355030
180	F1278012-310	278	F1315033-310	278	F1317033-310	270	F4351006	270	F4355030-300
180	F1278018	278	F1315087	278	F1317087	270	F4351012	270	F4355030-310
180	F1278018-300	278	F1315087-300	278	F1317087-300	270	F4351018	270	F4355033
180	F1278018-310	278	F1315087-310	278	F1317087-310	270	F4351030	270	F4355033-300
180	F1278030	278	F1315089	278	F1317089	270	F4351033	270	F4355033-310
180	F1278030-300	278	F1315089-300	278	F1317089-300	270	F4352001	271	F4356001
180	F1278030-310	278	F1315089-310	278	F1317089-310	270	F4352006	271	F4356001-300
180	F1278033	278	F1315090	278	F1317090	270	F4352012	271	F4356001-310
180	F1278033-300	278	F1315090-300	278	F1317090-300	270	F4352018	271	F4356006
180	F1278033-310	278	F1315090-310	278	F1317090-310	270	F4352030	271	F4356006-300
278	F1310000	278	F1316000	279	F1318000	270	F4352033	271	F4356006-310
278	F1310001	278	F1316000-300	176	F1330089	270	F4353001	271	F4356012
278	F1310006	278	F1316000-310	176	F1331089	270	F4353001-300	271	F4356012-300
278	F1310012	278	F1316001	176	F1332089	270	F4353001-310	271	F4356012-310
278	F1310018	278	F1316001-300	332	F2250001	270	F4353006	271	F4356018
278	F1310030	278	F1316001-310	332	F2250006	270	F4353006-300	271	F4356018-300
278	F1310033	278	F1316006	332	F2250012	270	F4353006-310	271	F4356018-310
278	F1310087	278	F1316006-300	332	F2250018	270	F4353012	271	F4356030
278	F1310089	278	F1316006-310	332	F2250030	270	F4353012-300	271	F4356030-300
278	F1310090	278	F1316012	332	F2250033	270	F4353012-310	271	F4356030-310
278	F1311000	278	F1316012-300	332	F2251001	270	F4353018	271	F4356033
278	F1311001	278	F1316012-310	332	F2251006	270	F4353018-300	271	F4356033-300
278	F1311006	278	F1316018	332	F2251012	270	F4353018-310	271	F4356033-310
278	F1311012	278	F1316018-300	332	F2251018	270	F4353030	271	F4357001
278	F1311018	278	F1316018-310	332	F2251030	270	F4353030-300	271	F4357001-300

Page	Reference	Page	Reference	Page	Reference	Page	Reference	Page	Reference
271	F4357001-310	342	F4575045	341	F4582056-310	341	F4587056-310	340	F4592056-310
271	F4357006	342	F4575048	341	F4582065	341	F4587065	340	F4592065
271	F4357006-300	342	F4575056	341	F4582065-300	341	F4587065-300	340	F4592065-300
271	F4357006-310	342	F4575065	341	F4582065-310	341	F4587065-310	340	F4592065-310
271	F4357012	342	F4576045	341	F4583045	340	F4588045	340	F4593045
271	F4357012-300	342	F4576048	341	F4583045-300	340	F4588045-300	340	F4593045-300
271	F4357012-310	342	F4576056	341	F4583045-310	340	F4588045-310	340	F4593045-310
271	F4357018	342	F4576065	341	F4583048	340	F4588048	340	F4593048
271	F4357018-300	342	F4577045	341	F4583048-300	340	F4588048-300	340	F4593048-300
271	F4357018-310	342	F4577048	341	F4583048-310	340	F4588048-310	340	F4593048-310
271	F4357030	342	F4577056	341	F4583056	340	F4588056	340	F4593056
271	F4357030-300	342	F4577065	341	F4583056-300	340	F4588056-300	340	F4593056-300
271	F4357030-310	342	F4578045	341	F4583056-310	340	F4588056-310	340	F4593056-310
271	F4357033	342	F4578048	341	F4583065	340	F4588065	340	F4593065
271	F4357033-300	342	F4578056	341	F4583065-300	340	F4588065-300	340	F4593065-300
271	F4357033-310	342	F4578065	341	F4583065-310	340	F4588065-310	340	F4593065-310
271	F4358001	341	F4579045	341	F4584045	340	F4589045	340	F4594045
271	F4358001-300	341	F4579045-300	341	F4584045-300	340	F4589045-300	340	F4594045-300
271	F4358001-310	341	F4579045-310	341	F4584045-310	340	F4589045-310	340	F4594045-310
271	F4358006	341	F4579048	341	F4584048	340	F4589048	340	F4594048
271	F4358006-300	341	F4579048-300	341	F4584048-300	340	F4589048-300	340	F4594048-300
271	F4358006-310	341	F4579048-310	341	F4584048-310	340	F4589048-310	340	F4594048-310
271	F4358012	341	F4579056	341	F4584056	340	F4589056	340	F4594056
271	F4358012-300	341	F4579056-300	341	F4584056-300	340	F4589056-300	340	F4594056-300
271	F4358012-310	341	F4579056-310	341	F4584056-310	340	F4589056-310	340	F4594056-310
271	F4358018	341	F4579065	341	F4584065	340	F4589065	340	F4594065
271	F4358018-300	341	F4579065-300	341	F4584065-300	340	F4589065-300	340	F4594065-300
271	F4358018-310	341	F4579065-310	341	F4584065-310	340	F4589065-310	340	F4594065-310
271	F4358030	341	F4580045	341	F4585045	340	F4590045	340	F4595045
271	F4358030-300	341	F4580045-300	341	F4585045-300	340	F4590045-300	340	F4595045-300
271	F4358030-310	341	F4580045-310	341	F4585045-310	340	F4590045-310	340	F4595045-310
271	F4358033	341	F4580048	341	F4585048	340	F4590048	340	F4595048
271	F4358033-300	341	F4580048-300	341	F4585048-300	340	F4590048-300	340	F4595048-300
271	F4358033-310	341	F4580048-310	341	F4585048-310	340	F4590048-310	340	F4595048-310
343	F4555000	341	F4580056	341	F4585056	340	F4590056	340	F4595056
343	F4556000	341	F4580056-300	341	F4585056-300	340	F4590056-300	340	F4595056-300
343	F4557000	341	F4580056-310	341	F4585056-310	340	F4590056-310	340	F4595056-310
343	F4558000	341	F4580065	341	F4585065	340	F4590065	340	F4595065
343	F4559000	341	F4580065-300	341	F4585065-300	340	F4590065-300	340	F4595065-300
343	F4560000	341	F4580065-310	341	F4585065-310	340	F4590065-310	340	F4595065-310
342	F4570045	341	F4581045	341	F4586045	340	F4591045	340	F4596045
342	F4570048	341	F4581045-300	341	F4586045-300	340	F4591045-300	340	F4596045-300
342	F4570056	341	F4581045-310	341	F4586045-310	340	F4591045-310	340	F4596045-310
342	F4570065	341	F4581048	341	F4586048	340	F4591048	340	F4596048
342	F4571045	341	F4581048-300	341	F4586048-300	340	F4591048-300	340	F4596048-300
342	F4571048	341	F4581048-310	341	F4586048-310	340	F4591048-310	340	F4596048-310
342	F4571056	341	F4581056	341	F4586056	340	F4591056	340	F4596056
342	F4571065	341	F4581056-300	341	F4586056-300	340	F4591056-300	340	F4596056-300
342	F4572045	341	F4581056-310	341	F4586056-310	340	F4591056-310	340	F4596056-310
342	F4572048	341	F4581065	341	F4586065	340	F4591065	340	F4596065
342	F4572056	341	F4581065-300	341	F4586065-300	340	F4591065-300	340	F4596065-300
342	F4572065	341	F4581065-310	341	F4586065-310	340	F4591065-310	340	F4596065-310
342	F4573045	341	F4582045	341	F4587045	340	F4592045	343	F4597000
342	F4573048	341	F4582045-300	341	F4587045-300	340	F4592045-300	343	F4598000
342	F4573056	341	F4582045-310	341	F4587045-310	340	F4592045-310	343	F4599000
342	F4573065	341	F4582048	341	F4587048	340	F4592048	260	F5960044
342	F4574045	341	F4582048-300	341	F4587048-300	340	F4592048-300	260	F5960047
342	F4574048	341	F4582048-310	341	F4587048-310	340	F4592048-310	260	F5960055
342	F4574056	341	F4582056	341	F4587056	340	F4592056	260	F5960066
342	F4574065	341	F4582056-300	341	F4587056-300	340	F4592056-300	260	F5961044

Page	Reference	Page	Reference	Page	Reference	Page	Reference	Page	Reference
260	F5961047	402	FA100174132	505	FA1022290006	579	FA1051072233	578	FA1051721201
260	F5961055	398	FA10017440	505	FA1022290012	579	FA1051072270	578	FA1051721206
260	F5961066	402	FA10017441	505	FA1022290018	576	FA1051440001	578	FA1051721212
261	F5962000	396	FA100176118	505	FA1022290030	576	FA1051440006	578	FA1051721218
260	F5970044	396	FA10017612	505	FA1022290033	576	FA1051440012	578	FA1051721230
260	F5970047	400	FA100176124	505	FA102950001	576	FA1051440018	578	FA1051721233
260	F5970055	400	FA100176133	505	FA102950006	576	FA1051440030	578	FA1051721270
260	F5970066	396	FA10017640	505	FA102950012	576	FA1051440033	597	FA10517214457
260	F5971044	400	FA10017641	505	FA102950018	576	FA1051440070	597	FA10517214657
260	F5971047	396	FA100177118	505	FA102950030	576	FA1051441201	577	FA1051730001
260	F5971055	396	FA10017712	505	FA102950033	576	FA1051441206	577	FA1051730006
260	F5971066	400	FA100177124	505	FA102960001	576	FA1051441212	577	FA1051730012
260	F5980044	400	FA100177133	505	FA102960006	576	FA1051441218	577	FA1051730018
260	F5980047	396	FA10017740	505	FA102960012	576	FA1051441230	577	FA1051730030
260	F5980055	400	FA10017741	505	FA102960018	576	FA1051441233	577	FA1051730033
260	F5980066	397	FA10017912	505	FA102960030	576	FA1051441270	577	FA1051730070
260	F5981044	398	FA100179122	505	FA102960033	576	FA1051442001	596	FA10517314357
260	F5981047	402	FA100179125	234	FA1041040090	576	FA1051442006	580	FA1051740001
260	F5981055	401	FA100179130	234	FA1041060090	576	FA1051442012	580	FA1051740006
260	F5981066	401	FA100179132	234	FA1041970090	576	FA1051442018	580	FA1051740012
139	F6268022	397	FA10017930	579	FA1051070001	576	FA1051442030	580	FA1051740018
139	F6268041	397	FA10017940	579	FA1051070006	576	FA1051442033	580	FA1051740030
139	F6367022	401	FA10017941	579	FA1051070012	576	FA1051442070	580	FA1051740033
139	F6367041	397	FA10018012	579	FA1051070018	576	FA1051442201	580	FA1051740070
138	F6468022	398	FA100180122	579	FA1051070030	576	FA1051442206	580	FA1051741201
138	F6468041	402	FA100180125	579	FA1051070033	576	FA1051442212	580	FA1051741206
138	F6469022	401	FA100180130	579	FA1051070070	576	FA1051442218	580	FA1051741212
138	F6469041	401	FA100180132	579	FA1051071101	576	FA1051442230	580	FA1051741218
156	F990B00A000	397	FA10018030	579	FA1051071106	576	FA1051442233	580	FA1051741230
156	F990B01A000	397	FA10018040	579	FA1051071112	576	FA1051442270	580	FA1051741233
156	F990B02A000	401	FA10018041	579	FA1051071118	576	FA1051710001	580	FA1051741270
156	F990B03A000	396	FA100181118	579	FA1051071130	576	FA1051710006	597	FA10517414457
156	F990B04A000	396	FA10018112	579	FA1051071133	576	FA1051710012	579	FA1051900001
156	F990B05A000	400	FA100181124	579	FA1051071170	576	FA1051710018	579	FA1051900006
435	F990B07A000	400	FA100181133	579	FA1051071201	576	FA1051710030	579	FA1051900012
434	F990B08A000	396	FA10018140	579	FA1051071206	576	FA1051710033	579	FA1051900018
435	F990B09A000	400	FA10018141	579	FA1051071212	576	FA1051710070	579	FA1051900030
405	F990B10A000	397	FA10018212	579	FA1051071218	576	FA1051711201	579	FA1051900033
405	F990B11A000	398	FA100182122	579	FA1051071230	576	FA1051711206	579	FA1051900070
460	F990B11A000	402	FA100182125	579	FA1051071233	576	FA1051711212	579	FA1051901101
405	F990B12A000	401	FA100182130	579	FA1051071270	576	FA1051711218	579	FA1051901106
460	F990B12A000	401	FA100182132	579	FA1051072001	576	FA1051711230	579	FA1051901112
405	F990B13A000	397	FA10018230	579	FA1051072006	576	FA1051711233	579	FA1051901118
435	F990B14A000	397	FA10018240	579	FA1051072012	576	FA1051711270	579	FA1051901130
434	F990B15A000	401	FA10018241	579	FA1051072018	596	FA10517114357	579	FA1051901133
313	F990B21A000	610	FA100501	579	FA1051072030	596	FA10517114557	579	FA1051901170
405	F990B22A000	610	FA100506	579	FA1051072033	578	FA1051720001	579	FA1051901201
157	F990B23AZ00	610	FA100512	579	FA1051072070	578	FA1051720006	579	FA1051901206
26	F990C00A000	610	FA100518	579	FA1051072101	578	FA1051720012	579	FA1051901212
26	F990C010000	610	FA100530	579	FA1051072106	578	FA1051720018	579	FA1051901218
26	F990C030000	610	FA100533	579	FA1051072112	578	FA1051720030	579	FA1051901230
531	F990C040000	610	FA100901	579	FA1051072118	578	FA1051720033	579	FA1051901233
156	F990C050000	610	FA100906	579	FA1051072130	578	FA1051720070	579	FA1051901270
26	F990C080000	610	FA100912	579	FA1051072133	578	FA1051721101	598	FA10521114557
555	F990E00A000	610	FA100918	579	FA1051072170	578	FA1051721106	598	FA10521114757
167	F990G300000	610	FA100930	579	FA1051072201	578	FA1051721112	582	FA1052510001
191	F990H010000	610	FA100933	579	FA1051072206	578	FA1051721118	582	FA1052510006
398	FA10017412	403	FA101	579	FA1051072212	578	FA1051721130	582	FA1052510012
399	FA100174122	403	FA102	579	FA1051072218	578	FA1051721133	582	FA1052510018
403	FA100174125	505	FA1022290001	579	FA1051072230	578	FA1051721170	582	FA1052510030

Page	Reference	Page	Reference	Page	Reference	Page	Reference	Page	Reference
582	FA1052510033	581	FA1052551212	578	FA105562018	323	FA1072314401	323	FA1072794401
582	FA1052510070	581	FA1052551218	578	FA105562030	323	FA1072314406	323	FA1072794406
582	FA1052511201	581	FA1052551230	578	FA105562033	323	FA1072314412	323	FA1072794412
582	FA1052511206	581	FA1052551233	578	FA105562070	323	FA1072314418	323	FA1072794418
582	FA1052511212	581	FA1052551270	578	FA105562101	323	FA1072314430	323	FA1072794430
582	FA1052511218	581	FA1052552001	578	FA105562106	323	FA1072314433	323	FA1072794433
582	FA1052511230	581	FA1052552006	578	FA105562112	323	FA1072315101	323	FA1072795101
582	FA1052511233	581	FA1052552012	578	FA105562118	323	FA1072315106	323	FA1072795106
582	FA1052511270	581	FA1052552018	578	FA105562130	323	FA1072315112	323	FA1072795112
582	FA1052520001	581	FA1052552030	578	FA105562133	323	FA1072315118	323	FA1072795118
582	FA1052520006	581	FA1052552033	578	FA105562170	323	FA1072315130	323	FA1072795130
582	FA1052520012	581	FA1052552070	578	FA105562201	323	FA1072315133	323	FA1072795133
582	FA1052520018	581	FA1052552201	578	FA105562206	323	FA1072315301	324	FA107924501
582	FA1052520030	581	FA1052552206	578	FA105562212	323	FA1072315306	324	FA107924506
582	FA1052520033	581	FA1052552212	578	FA105562218	323	FA1072315312	324	FA107924512
582	FA1052520070	581	FA1052552218	578	FA105562230	323	FA1072315318	324	FA107924518
582	FA1052521201	581	FA1052552230	578	FA105562233	323	FA1072315330	324	FA107924530
582	FA1052521206	581	FA1052552233	578	FA105562270	323	FA1072315333	324	FA107924533
582	FA1052521212	581	FA1052552270	322	FA1071164301	324	FA1072324501	324	FA107925201
582	FA1052521218	583	FA1052560001	322	FA1071164306	324	FA1072324506	324	FA107925206
582	FA1052521230	583	FA1052560006	322	FA1071164312	324	FA1072324512	324	FA107925212
582	FA1052521233	583	FA1052560012	322	FA1071164318	324	FA1072324518	324	FA107925218
582	FA1052521270	583	FA1052560018	322	FA1071164330	324	FA1072324530	324	FA107925230
582	FA1052522001	583	FA1052560030	322	FA1071164333	324	FA1072324533	324	FA107925233
582	FA1052522006	583	FA1052560033	322	FA1071165001	324	FA1072325201	235	FA109
582	FA1052522012	583	FA1052560070	322	FA1071165006	324	FA1072325206	610	FA110501
582	FA1052522018	583	FA1052561201	322	FA1071165012	324	FA1072325212	610	FA110506
582	FA1052522030	583	FA1052561206	322	FA1071165018	324	FA1072325218	610	FA110512
582	FA1052522033	583	FA1052561212	322	FA1071165030	324	FA1072325230	610	FA110518
582	FA1052522070	583	FA1052561218	322	FA1071165033	324	FA1072325233	610	FA110530
582	FA1052522201	583	FA1052561230	323	FA1071194401	324	FA1072724701	610	FA110533
582	FA1052522206	583	FA1052561233	323	FA1071194406	324	FA1072724706	610	FA110901
582	FA1052522212	583	FA1052561270	323	FA1071194412	324	FA1072724712	610	FA110906
582	FA1052522218	599	FA10525614557	323	FA1071194418	324	FA1072724718	610	FA110912
582	FA1052522230	598	FA10526614557	323	FA1071194430	324	FA1072724730	610	FA110918
582	FA1052522233	598	FA10526614757	323	FA1071194433	324	FA1072724733	610	FA110930
582	FA1052522270	578	FA105560001	323	FA1071195101	324	FA1072724901	610	FA110933
581	FA1052540001	578	FA105560006	323	FA1071195106	324	FA1072724906	617	FA11206
581	FA1052540006	578	FA105560012	323	FA1071195112	324	FA1072724912	617	FA11233
581	FA1052540012	578	FA105560018	323	FA1071195118	324	FA1072724918	617	FA11306
581	FA1052540018	578	FA105560030	323	FA1071195130	324	FA1072724930	617	FA11333
581	FA1052540030	578	FA105560033	323	FA1071195133	324	FA1072724933	617	FA11406
581	FA1052540033	578	FA105560070	323	FA1071225301	323	FA1072725301	617	FA11433
581	FA1052540070	578	FA105561101	323	FA1071225306	323	FA1072725306	617	FA11506
581	FA1052541201	578	FA105561106	323	FA1071225312	323	FA1072725312	617	FA11533
581	FA1052541206	578	FA105561112	323	FA1071225318	323	FA1072725318	612	FA116
581	FA1052541212	578	FA105561118	323	FA1071225330	323	FA1072725330	528	FA11617211301
581	FA1052541218	578	FA105561130	323	FA1071225333	323	FA1072725333	528	FA11617211306
581	FA1052541230	578	FA105561133	322	FA1072304301	322	FA1072764301	528	FA11617211312
581	FA1052541233	578	FA105561170	322	FA1072304306	322	FA1072764306	528	FA11617211318
581	FA1052541270	578	FA105561201	322	FA1072304312	322	FA1072764312	528	FA11617211330
581	FA1052550001	578	FA105561206	322	FA1072304318	322	FA1072764318	528	FA11617211333
581	FA1052550006	578	FA105561212	322	FA1072304330	322	FA1072764330	527	FA1161721201
581	FA1052550012	578	FA105561218	322	FA1072304333	322	FA1072764333	527	FA1161721206
581	FA1052550018	578	FA105561230	322	FA1072305001	322	FA1072765001	527	FA1161721212
581	FA1052550030	578	FA105561233	322	FA1072305006	322	FA1072765006	527	FA1161721218
581	FA1052550033	578	FA105561270	322	FA1072305012	322	FA1072765012	527	FA1161721230
581	FA1052550070	578	FA105562001	322	FA1072305018	322	FA1072765018	527	FA1161721233
581	FA1052551201	578	FA105562006	322	FA1072305030	322	FA1072765030	527	FA1161722101
581	FA1052551206	578	FA105562012	322	FA1072305033	322	FA1072765033	527	FA1161722106

Page	Reference	Page	Reference	Page	Reference	Page	Reference	Page	Reference
527	FA1161722112	527	FA116562112	529	FA11726914930	530	FA11827215112	506	FA160
527	FA1161722118	527	FA116562118	529	FA11726914933	530	FA11827215118	633	FA16101
527	FA1161722130	527	FA116562130	529	FA11727914601	530	FA11827215130	609	FA161011201
527	FA1161722133	527	FA116562133	529	FA11727914606	530	FA11827215133	609	FA161011206
528	FA1161724201	528	FA116564201	529	FA11727914612	530	FA11827215201	609	FA161011212
528	FA1161724206	528	FA116564206	529	FA11727914618	530	FA11827215206	609	FA161011218
528	FA1161724212	528	FA116564212	529	FA11727914630	530	FA11827215212	609	FA161011230
528	FA1161724218	528	FA116564218	529	FA11727914633	530	FA11827215218	609	FA161011233
528	FA1161724230	528	FA116564230	529	FA11727914701	530	FA11827215230	609	FA161011301
528	FA1161724233	528	FA116564233	529	FA11727914706	530	FA11827215233	609	FA161011306
528	FA1162711301	610	FA11701	529	FA11727914712	530	FA11827215301	609	FA161011312
528	FA1162711306	610	FA11706	529	FA11727914718	530	FA11827215306	609	FA161011318
528	FA1162711312	610	FA11712	529	FA11727914730	530	FA11827215312	609	FA161011330
528	FA1162711318	610	FA11718	529	FA11727914733	530	FA11827215318	609	FA161011333
528	FA1162711330	529	FA11726814601	529	FA11727914801	530	FA11827215330	609	FA161012201
528	FA1162711333	529	FA11726814606	529	FA11727914806	530	FA11827215333	609	FA161012206
527	FA116271201	529	FA11726814612	529	FA11727914812	530	FA11828215001	609	FA161012212
527	FA116271206	529	FA11726814618	529	FA11727914818	530	FA11828215006	609	FA161012218
527	FA116271212	529	FA11726814630	529	FA11727914830	530	FA11828215012	609	FA161012230
527	FA116271218	529	FA11726814633	529	FA11727914833	530	FA11828215018	609	FA161012233
527	FA116271230	529	FA11726814701	529	FA11727914901	530	FA11828215030	609	FA161012301
527	FA116271233	529	FA11726814706	529	FA11727914906	530	FA11828215033	609	FA161012306
527	FA116272101	529	FA11726814712	529	FA11727914912	530	FA11828215101	609	FA161012312
527	FA116272106	529	FA11726814718	529	FA11727914918	530	FA11828215106	609	FA161012318
527	FA116272112	529	FA11726814730	529	FA11727914930	530	FA11828215112	609	FA161012330
527	FA116272118	529	FA11726814733	529	FA11727914933	530	FA11828215118	609	FA161012333
527	FA116272130	529	FA11726814801	610	FA11730	530	FA11828215130	633	FA16106
527	FA116272133	529	FA11726814806	610	FA11733	530	FA11828215133	633	FA16112
528	FA116274201	529	FA11726814812	530	FA11827115001	530	FA11828215201	633	FA16118
528	FA116274206	529	FA11726814818	530	FA11827115006	530	FA11828215206	633	FA16130
528	FA116274212	529	FA11726814830	530	FA11827115012	530	FA11828215212	633	FA16133
528	FA116274218	529	FA11726814833	530	FA11827115018	530	FA11828215218	633	FA16201
528	FA116274230	529	FA11726814901	530	FA11827115030	530	FA11828215230	633	FA16206
528	FA116274233	529	FA11726814906	530	FA11827115033	530	FA11828215233	633	FA16212
527	FA116282101	529	FA11726814912	530	FA11827115101	530	FA11828215301	633	FA16218
527	FA116282106	529	FA11726814918	530	FA11827115106	530	FA11828215306	609	FA162241201
527	FA116282112	529	FA11726814930	530	FA11827115112	530	FA11828215312	609	FA162241206
527	FA116282118	529	FA11726814933	530	FA11827115118	530	FA11828215318	609	FA162241212
527	FA116282130	529	FA11726914601	530	FA11827115130	530	FA11828215330	609	FA162241218
527	FA116282133	529	FA11726914606	530	FA11827115133	530	FA11828215333	609	FA162241230
528	FA116284201	529	FA11726914612	530	FA11827115201	584	FA129	609	FA162241233
528	FA116284206	529	FA11726914618	530	FA11827115206	584	FA135	609	FA162241301
528	FA116284212	529	FA11726914630	530	FA11827115212	303	FA136	609	FA162241306
528	FA116284218	529	FA11726914633	530	FA11827115218	244	FA139	609	FA162241312
528	FA116284230	529	FA11726914701	530	FA11827115230	413	FA148	609	FA162241318
528	FA116284233	529	FA11726914706	530	FA11827115233	412	FA151	609	FA162241330
528	FA1165611301	529	FA11726914712	530	FA11827115301	412	FA152	609	FA162241333
528	FA1165611306	529	FA11726914718	530	FA11827115306	412	FA153	633	FA16230
528	FA1165611312	529	FA11726914730	530	FA11827115312	631	FA15701	633	FA16233
528	FA1165611318	529	FA11726914733	530	FA11827115318	631	FA15706	608	FA162801301
528	FA1165611330	529	FA11726914801	530	FA11827115330	631	FA15712	608	FA162801306
528	FA1165611333	529	FA11726914806	530	FA11827115333	631	FA15718	608	FA162801312
527	FA116561201	529	FA11726914812	530	FA11827215001	631	FA15730	608	FA162801318
527	FA116561206	529	FA11726914818	530	FA11827215006	631	FA15733	608	FA162801330
527	FA116561212	529	FA11726914830	530	FA11827215012	631	FA15801	608	FA162801333
527	FA116561218	529	FA11726914833	530	FA11827215018	631	FA15806	608	FA162801401
527	FA116561230	529	FA11726914901	530	FA11827215030	631	FA15812	608	FA162801406
527	FA116561233	529	FA11726914906	530	FA11827215033	631	FA15818	608	FA162801412
527	FA116562101	529	FA11726914912	530	FA11827215101	631	FA15830	608	FA162801418
527	FA116562106	529	FA11726914918	530	FA11827215106	631	FA15833	608	FA162801430

Page	Reference	Page	Reference	Page	Reference	Page	Reference	Page	Reference
608	FA162801433	645	FA18130	506	FA24530	243	FA50301030	307	FA50701230
608	FA162811301	645	FA18133	506	FA24533	243	FA50301033	307	FA50701233
608	FA162811306	633	FA182	506	FA247	242	FA50301101	307	FA50701301
608	FA162811312	412	FA183	610	FA24806	242	FA50301106	307	FA50701306
608	FA162811318	584	FA184	610	FA24833	242	FA50301112	307	FA50701312
608	FA162811330	226	FA185	610	FA24906	242	FA50301118	307	FA50701318
608	FA162811333	380	FA192	610	FA24933	242	FA50301130	307	FA50701330
608	FA162811401	380	FA193	610	FA25006	242	FA50301133	307	FA50701333
608	FA162811406	380	FA194	610	FA25033	242	FA50301201	307	FA50701501
608	FA162811412	380	FA195	610	FA25106	242	FA50301206	307	FA50701506
608	FA162811418	546	FA196	610	FA25133	242	FA50301212	307	FA50701512
608	FA162811430	546	FA197	566	FA26130	242	FA50301218	307	FA50701518
608	FA162811433	546	FA198	566	FA26230	242	FA50301230	307	FA50701530
608	FA162812301	546	FA199	566	FA26330	242	FA50301233	307	FA50701533
608	FA162812306	567	FA203	555	FA264	243	FA50320201	308	FA50702201
608	FA162812312	566	FA20530	555	FA266	243	FA50320206	308	FA50702206
608	FA162812318	566	FA20630	555	FA268	243	FA50320212	308	FA50702212
608	FA162812330	566	FA20730	610	FA414006	243	FA50320218	308	FA50702218
608	FA162812333	566	FA20830	610	FA414033	243	FA50320230	308	FA50702230
608	FA162812401	566	FA20930	610	FA414506	243	FA50320233	308	FA50702233
608	FA162812406	226	FA21	610	FA414533	243	FA50320401	308	FA50702301
608	FA162812412	566	FA21030	610	FA415006	243	FA50320406	308	FA50702306
608	FA162812418	566	FA21130	610	FA415033	243	FA50320412	308	FA50702312
608	FA162812430	566	FA21230	610	FA415506	243	FA50320418	308	FA50702318
608	FA162812433	566	FA21330	610	FA415533	243	FA50320430	308	FA50702330
637	FA16530	585	FA218	357	FA50	243	FA50320433	308	FA50702333
637	FA16630	381	FA219	243	FA50300201	242	FA50320601	308	FA50702501
645	FA16730	381	FA220	243	FA50300206	242	FA50320606	308	FA50702506
645	FA16830	613	FA22106	243	FA50300212	242	FA50320612	308	FA50702512
474	FA172	613	FA22133	243	FA50300218	242	FA50320618	308	FA50702518
474	FA173	613	FA22206	243	FA50300230	242	FA50320630	308	FA50702530
474	FA174	613	FA22233	243	FA50300233	242	FA50320633	308	FA50702533
633	FA17701	613	FA22306	243	FA50300401	242	FA50320801	308	FA50703201
633	FA17706	613	FA22333	243	FA50300406	242	FA50320806	308	FA50703206
633	FA17712	613	FA22406	243	FA50300412	242	FA50320812	308	FA50703212
633	FA17718	613	FA22433	243	FA50300418	242	FA50320818	308	FA50703218
633	FA17730	612	FA22506	243	FA50300430	242	FA50320830	308	FA50703230
633	FA17733	612	FA22533	243	FA50300433	242	FA50320833	308	FA50703233
633	FA17801	612	FA22606	242	FA50300601	307	FA50700201	308	FA50703301
633	FA17806	612	FA22633	242	FA50300606	307	FA50700206	308	FA50703306
633	FA17812	612	FA22706	242	FA50300612	307	FA50700212	308	FA50703312
633	FA17818	612	FA22733	242	FA50300618	307	FA50700218	308	FA50703318
633	FA17830	612	FA22806	242	FA50300630	307	FA50700230	308	FA50703330
633	FA17833	612	FA22833	242	FA50300633	307	FA50700233	308	FA50703333
636	FA17901	613	FA22906	242	FA50300801	307	FA50700301	308	FA50703501
636	FA17906	613	FA22933	242	FA50300806	307	FA50700306	308	FA50703506
636	FA17912	613	FA23006	242	FA50300812	307	FA50700312	308	FA50703512
636	FA17918	613	FA23033	242	FA50300818	307	FA50700318	308	FA50703518
636	FA17930	613	FA23106	242	FA50300830	307	FA50700330	308	FA50703530
636	FA17933	613	FA23133	242	FA50300833	307	FA50700333	308	FA50703533
636	FA18001	613	FA23206	243	FA50300901	307	FA50700501	309	FA50710201
636	FA18006	613	FA23233	243	FA50300906	307	FA50700506	309	FA50710206
636	FA18012	595	FA235	243	FA50300912	307	FA50700512	309	FA50710212
636	FA18018	585	FA238	243	FA50300918	307	FA50700518	309	FA50710218
636	FA18030	585	FA239	243	FA50300930	307	FA50700530	309	FA50710230
636	FA18033	612	FA243	243	FA50300933	307	FA50700533	309	FA50710233
645	FA18101	506	FA24501	243	FA50301001	307	FA50701201	309	FA50710301
645	FA18106	506	FA24506	243	FA50301006	307	FA50701206	309	FA50710306
645	FA18112	506	FA24512	243	FA50301012	307	FA50701212	309	FA50710312
645	FA18118	506	FA24518	243	FA50301018	307	FA50701218	309	FA50710318

Page	Reference	Page	Reference	Page	Reference	Page	Reference	Page	Reference
309	FA50710330	310	FA50713530	305	FA50803230	301	FA50902330	302	FA50905530
309	FA50710333	310	FA50713533	305	FA50803233	301	FA50902333	302	FA50905533
309	FA50710501	304	FA50800201	305	FA50803301	301	FA50902501	302	FA50906201
309	FA50710506	304	FA50800206	305	FA50803306	301	FA50902506	302	FA50906206
309	FA50710512	304	FA50800212	305	FA50803312	301	FA50902512	302	FA50906212
309	FA50710518	304	FA50800218	305	FA50803318	301	FA50902518	302	FA50906218
309	FA50710530	304	FA50800230	305	FA50803330	301	FA50902530	302	FA50906230
309	FA50710533	304	FA50800233	305	FA50803333	301	FA50902533	302	FA50906233
309	FA50711201	304	FA50800301	305	FA50803501	301	FA50903201	302	FA50906301
309	FA50711206	304	FA50800306	305	FA50803506	301	FA50903206	302	FA50906306
309	FA50711212	304	FA50800312	305	FA50803512	301	FA50903212	302	FA50906312
309	FA50711218	304	FA50800318	305	FA50803518	301	FA50903218	302	FA50906318
309	FA50711230	304	FA50800330	305	FA50803530	301	FA50903230	302	FA50906330
309	FA50711233	304	FA50800333	305	FA50803533	301	FA50903233	302	FA50906333
309	FA50711301	304	FA50800501	300	FA50900201	301	FA50903301	302	FA50906501
309	FA50711306	304	FA50800506	300	FA50900206	301	FA50903306	302	FA50906506
309	FA50711312	304	FA50800512	300	FA50900212	301	FA50903312	302	FA50906512
309	FA50711318	304	FA50800518	300	FA50900218	301	FA50903318	302	FA50906518
309	FA50711330	304	FA50800530	300	FA50900230	301	FA50903330	302	FA50906530
309	FA50711333	304	FA50800533	300	FA50900233	301	FA50903333	302	FA50906533
309	FA50711501	304	FA50801201	300	FA50900301	301	FA50903501	312	FA51200201
309	FA50711506	304	FA50801206	300	FA50900306	301	FA50903506	312	FA51200206
309	FA50711512	304	FA50801212	300	FA50900312	301	FA50903512	312	FA51200212
309	FA50711518	304	FA50801218	300	FA50900318	301	FA50903518	312	FA51200218
309	FA50711530	304	FA50801230	300	FA50900330	301	FA50903530	312	FA51200230
309	FA50711533	304	FA50801233	300	FA50900333	301	FA50903533	312	FA51200233
310	FA50712201	304	FA50801301	300	FA50900501	302	FA50904201	312	FA51200301
310	FA50712206	304	FA50801306	300	FA50900506	302	FA50904206	312	FA51200306
310	FA50712212	304	FA50801312	300	FA50900512	302	FA50904212	312	FA51200312
310	FA50712218	304	FA50801318	300	FA50900518	302	FA50904218	312	FA51200318
310	FA50712230	304	FA50801330	300	FA50900530	302	FA50904230	312	FA51200330
310	FA50712233	304	FA50801333	300	FA50900533	302	FA50904233	312	FA51200333
310	FA50712301	304	FA50801501	300	FA50901201	302	FA50904301	312	FA51200501
310	FA50712306	304	FA50801506	300	FA50901206	302	FA50904306	312	FA51200506
310	FA50712312	304	FA50801512	300	FA50901212	302	FA50904312	312	FA51200512
310	FA50712318	304	FA50801518	300	FA50901218	302	FA50904318	312	FA51200518
310	FA50712330	304	FA50801530	300	FA50901230	302	FA50904330	312	FA51200530
310	FA50712333	304	FA50801533	300	FA50901233	302	FA50904333	312	FA51200533
310	FA50712501	305	FA50802201	300	FA50901301	302	FA50904501	312	FA51201201
310	FA50712506	305	FA50802206	300	FA50901306	302	FA50904506	312	FA51201206
310	FA50712512	305	FA50802212	300	FA50901312	302	FA50904512	312	FA51201212
310	FA50712518	305	FA50802218	300	FA50901318	302	FA50904518	312	FA51201218
310	FA50712530	305	FA50802230	300	FA50901330	302	FA50904530	312	FA51201230
310	FA50712533	305	FA50802233	300	FA50901333	302	FA50904533	312	FA51201233
310	FA50713201	305	FA50802301	300	FA50901501	302	FA50905201	312	FA51201301
310	FA50713206	305	FA50802306	300	FA50901506	302	FA50905206	312	FA51201306
310	FA50713212	305	FA50802312	300	FA50901512	302	FA50905212	312	FA51201312
310	FA50713218	305	FA50802318	300	FA50901518	302	FA50905218	312	FA51201318
310	FA50713230	305	FA50802330	300	FA50901530	302	FA50905230	312	FA51201330
310	FA50713233	305	FA50802333	300	FA50901533	302	FA50905233	312	FA51201333
310	FA50713301	305	FA50802501	301	FA50902201	302	FA50905301	312	FA51201501
310	FA50713306	305	FA50802506	301	FA50902206	302	FA50905306	312	FA51201506
310	FA50713312	305	FA50802512	301	FA50902212	302	FA50905312	312	FA51201512
310	FA50713318	305	FA50802518	301	FA50902218	302	FA50905318	312	FA51201518
310	FA50713330	305	FA50802530	301	FA50902230	302	FA50905330	312	FA51201530
310	FA50713333	305	FA50802533	301	FA50902233	302	FA50905333	312	FA51201533
310	FA50713501	305	FA50803201	301	FA50902301	302	FA50905501	584	FA5130
310	FA50713506	305	FA50803206	301	FA50902306	302	FA50905506	588	FA51300201
310	FA50713512	305	FA50803212	301	FA50902312	302	FA50905512	588	FA51300206
310	FA50713518	305	FA50803218	301	FA50902318	302	FA50905518	588	FA51300212

Page	Reference	Page	Reference	Page	Reference	Page	Reference	Page	Reference
588	FA51300218	590	FA51303818	593	FA51306518	591	FA51309218	386	FA51702530
588	FA51300230	590	FA51303830	593	FA51306530	591	FA51309230	386	FA51702533
588	FA51300233	590	FA51303833	593	FA51306533	591	FA51309233	386	FA51702556
588	FA51300301	590	FA51303901	593	FA51306601	591	FA51309401	386	FA51703201
588	FA51300306	590	FA51303906	593	FA51306606	591	FA51309406	386	FA51703206
588	FA51300312	590	FA51303912	593	FA51306612	591	FA51309412	386	FA51703212
588	FA51300318	590	FA51303918	593	FA51306618	591	FA51309418	386	FA51703218
588	FA51300330	590	FA51303930	593	FA51306630	591	FA51309430	386	FA51703230
588	FA51300333	590	FA51303933	593	FA51306633	591	FA51309433	386	FA51703233
588	FA51301201	591	FA51304701	593	FA51306801	592	FA51309601	386	FA51703256
588	FA51301206	591	FA51304706	593	FA51306806	592	FA51309606	386	FA51703301
588	FA51301212	591	FA51304712	593	FA51306812	592	FA51309612	386	FA51703306
588	FA51301218	591	FA51304718	593	FA51306818	592	FA51309618	386	FA51703312
588	FA51301230	591	FA51304730	593	FA51306830	592	FA51309630	386	FA51703318
588	FA51301233	591	FA51304733	593	FA51306833	592	FA51309633	386	FA51703330
588	FA51301301	591	FA51304801	593	FA51306901	592	FA51309801	386	FA51703333
588	FA51301306	591	FA51304806	593	FA51306906	592	FA51309806	386	FA51703356
588	FA51301312	591	FA51304812	593	FA51306912	592	FA51309812	386	FA51703501
588	FA51301318	591	FA51304818	593	FA51306918	592	FA51309818	386	FA51703506
588	FA51301330	591	FA51304830	593	FA51306930	592	FA51309830	386	FA51703512
588	FA51301333	591	FA51304833	593	FA51306933	592	FA51309833	386	FA51703518
589	FA51302201	591	FA51305001	588	FA51308001	593	FA51310001	386	FA51703530
589	FA51302206	591	FA51305006	588	FA51308006	593	FA51310006	386	FA51703533
589	FA51302212	591	FA51305012	588	FA51308012	593	FA51310012	386	FA51703556
589	FA51302218	591	FA51305018	588	FA51308018	593	FA51310018	387	FA51704201
589	FA51302230	591	FA51305030	588	FA51308030	593	FA51310030	387	FA51704206
589	FA51302233	591	FA51305033	588	FA51308033	593	FA51310033	387	FA51704212
589	FA51302301	591	FA51305101	588	FA51308201	593	FA51310201	387	FA51704218
589	FA51302306	591	FA51305106	588	FA51308206	593	FA51310206	387	FA51704230
589	FA51302312	591	FA51305112	588	FA51308212	593	FA51310212	387	FA51704233
589	FA51302318	591	FA51305118	588	FA51308218	593	FA51310218	387	FA51704256
589	FA51302330	591	FA51305130	588	FA51308230	593	FA51310230	387	FA51704301
589	FA51302333	591	FA51305133	588	FA51308233	593	FA51310233	387	FA51704306
589	FA51303201	592	FA51305901	589	FA51308401	365	FA51700256	387	FA51704312
589	FA51303206	592	FA51305906	589	FA51308406	365	FA51700356	387	FA51704318
589	FA51303212	592	FA51305912	589	FA51308412	365	FA51700556	387	FA51704330
589	FA51303218	592	FA51305918	589	FA51308418	365	FA51701256	387	FA51704333
589	FA51303230	592	FA51305930	589	FA51308430	365	FA51701356	387	FA51704356
589	FA51303233	592	FA51305933	589	FA51308433	365	FA51701456	387	FA51704501
589	FA51303301	592	FA51306001	589	FA51308601	365	FA51701556	387	FA51704506
589	FA51303306	592	FA51306006	589	FA51308606	365	FA51701656	387	FA51704512
589	FA51303312	592	FA51306012	589	FA51308612	365	FA51701756	387	FA51704518
589	FA51303318	592	FA51306018	589	FA51308618	386	FA51702201	387	FA51704530
589	FA51303330	592	FA51306030	589	FA51308630	386	FA51702206	387	FA51704533
589	FA51303333	592	FA51306033	589	FA51308633	386	FA51702212	387	FA51704556
590	FA51303501	592	FA51306201	590	FA51308801	386	FA51702218	387	FA51705201
590	FA51303506	592	FA51306206	590	FA51308806	386	FA51702230	387	FA51705206
590	FA51303512	592	FA51306212	590	FA51308812	386	FA51702233	387	FA51705212
590	FA51303518	592	FA51306218	590	FA51308818	386	FA51702256	387	FA51705218
590	FA51303530	592	FA51306230	590	FA51308830	386	FA51702301	387	FA51705230
590	FA51303533	592	FA51306233	590	FA51308833	386	FA51702306	387	FA51705233
590	FA51303601	592	FA51306301	590	FA51309001	386	FA51702312	387	FA51705256
590	FA51303606	592	FA51306306	590	FA51309006	386	FA51702318	387	FA51705301
590	FA51303612	592	FA51306312	590	FA51309012	386	FA51702330	387	FA51705306
590	FA51303618	592	FA51306318	590	FA51309018	386	FA51702333	387	FA51705312
590	FA51303630	592	FA51306330	590	FA51309030	386	FA51702356	387	FA51705318
590	FA51303633	592	FA51306333	590	FA51309033	386	FA51702501	387	FA51705330
590	FA51303801	593	FA51306501	591	FA51309201	386	FA51702506	387	FA51705333
590	FA51303806	593	FA51306506	591	FA51309206	386	FA51702512	387	FA51705356
590	FA51303812	593	FA51306512	591	FA51309212	386	FA51702518	387	FA51705501

Page	Reference	Page	Reference	Page	Reference	Page	Reference	Page	Reference
387	FA51705506	382	FA51804312	384	FA51808356	473	FA523072	630	FA52501312
387	FA51705512	382	FA51804318	361	FA51820256	473	FA523073	630	FA52501318
387	FA51705518	382	FA51804330	360	FA51820556	470	FA523203	630	FA52501330
387	FA51705530	382	FA51804333	360	FA51820856	470	FA523213	630	FA52501333
387	FA51705533	382	FA51804356	361	FA51821256	471	FA523223	630	FA52502201
387	FA51705556	382	FA51805201	362	FA51821556	471	FA523233	630	FA52502206
388	FA51706201	382	FA51805206	362	FA51822256	472	FA523243	630	FA52502212
388	FA51706206	382	FA51805212	362	FA51822556	472	FA523253	630	FA52502218
388	FA51706212	382	FA51805218	362	FA51823256	473	FA523263	630	FA52502230
388	FA51706218	382	FA51805230	361	FA51823456	473	FA523273	630	FA52502233
388	FA51706230	382	FA51805233	382	FA51824201	407	FA524002	630	FA52502301
388	FA51706233	382	FA51805256	382	FA51824206	407	FA524003	630	FA52502306
388	FA51706256	382	FA51805301	382	FA51824212	407	FA524004	630	FA52502312
388	FA51706301	382	FA51805306	382	FA51824218	407	FA524005	630	FA52502318
388	FA51706306	382	FA51805312	382	FA51824230	406	FA524012	630	FA52502330
388	FA51706312	382	FA51805318	382	FA51824233	406	FA524013	630	FA52502333
388	FA51706318	382	FA51805330	382	FA51824256	406	FA524015	632	FA52503201
388	FA51706330	382	FA51805333	382	FA51825201	406	FA524022	632	FA52503206
388	FA51706333	382	FA51805356	382	FA51825206	406	FA524023	632	FA52503212
388	FA51706356	383	FA51806201	382	FA51825212	406	FA524025	632	FA52503218
388	FA51706501	383	FA51806206	382	FA51825218	411	FA524102	632	FA52503230
388	FA51706506	383	FA51806212	382	FA51825230	411	FA524103	632	FA52503233
388	FA51706512	383	FA51806218	382	FA51825233	411	FA524104	632	FA52503301
388	FA51706518	383	FA51806230	382	FA51825256	411	FA524105	632	FA52503306
388	FA51706530	383	FA51806233	383	FA51826201	410	FA524112	632	FA52503312
388	FA51706533	383	FA51806256	383	FA51826206	410	FA524113	632	FA52503318
388	FA51706556	383	FA51806301	383	FA51826212	410	FA524115	632	FA52503330
364	FA51711256	383	FA51806306	383	FA51826218	410	FA524122	632	FA52503333
364	FA51711356	383	FA51806312	383	FA51826230	410	FA524123	632	FA52504201
364	FA51711556	383	FA51806318	383	FA51826233	410	FA524125	632	FA52504206
364	FA51712256	383	FA51806330	383	FA51826256	409	FA524502	632	FA52504212
364	FA51712356	383	FA51806333	383	FA51827201	409	FA524503	632	FA52504218
364	FA51712556	383	FA51806356	383	FA51827206	409	FA524504	632	FA52504230
361	FA51800256	383	FA51807201	383	FA51827212	409	FA524505	632	FA52504233
361	FA51800356	383	FA51807206	383	FA51827218	408	FA524512	632	FA52504301
360	FA51800556	383	FA51807212	383	FA51827230	408	FA524513	632	FA52504306
360	FA51800656	383	FA51807218	383	FA51827233	408	FA524515	632	FA52504312
360	FA51800856	383	FA51807230	383	FA51827256	408	FA524522	632	FA52504318
360	FA51800956	383	FA51807233	384	FA51828201	408	FA524523	632	FA52504330
361	FA51801256	383	FA51807256	384	FA51828206	408	FA524525	632	FA52504333
361	FA51801356	383	FA51807301	384	FA51828212	630	FA52500201	632	FA52505201
362	FA51801556	383	FA51807306	384	FA51828218	630	FA52500206	632	FA52505206
362	FA51801656	383	FA51807312	384	FA51828230	630	FA52500212	632	FA52505212
362	FA51802256	383	FA51807318	384	FA51828233	630	FA52500218	632	FA52505218
362	FA51802356	383	FA51807330	384	FA51828256	630	FA52500230	632	FA52505230
362	FA51802556	383	FA51807333	584	FA5230	630	FA52500233	632	FA52505233
362	FA51802656	383	FA51807356	470	FA523002	630	FA52500301	632	FA52505301
362	FA51803256	384	FA51808201	470	FA523003	630	FA52500306	632	FA52505306
362	FA51803356	384	FA51808206	470	FA523012	630	FA52500312	632	FA52505312
361	FA51803456	384	FA51808212	470	FA523013	630	FA52500318	632	FA52505318
361	FA51803556	384	FA51808218	471	FA523022	630	FA52500330	632	FA52505330
382	FA51804201	384	FA51808230	471	FA523023	630	FA52500333	632	FA52505333
382	FA51804206	384	FA51808233	471	FA523032	630	FA52501201	635	FA52506201
382	FA51804212	384	FA51808256	471	FA523033	630	FA52501206	635	FA52506201-300
382	FA51804218	384	FA51808301	472	FA523042	630	FA52501212	635	FA52506201-310
382	FA51804230	384	FA51808306	472	FA523043	630	FA52501218	635	FA52506206
382	FA51804233	384	FA51808312	472	FA523052	630	FA52501230	635	FA52506206-300
382	FA51804256	384	FA51808318	472	FA523053	630	FA52501233	635	FA52506206-310
382	FA51804301	384	FA51808330	473	FA523062	630	FA52501301	635	FA52506212
382	FA51804306	384	FA51808333	473	FA523063	630	FA52501306	635	FA52506212-300

Page	Reference	Page	Reference	Page	Reference	Page	Reference	Page	Reference
635	FA52506212-310	635	FA52507330-310	634	FA52509301-310	641	FA52511212-310	640	FA52512330-310
635	FA52506218	635	FA52507333	634	FA52509306	641	FA52511218	640	FA52512333
635	FA52506218-300	635	FA52507333-300	634	FA52509306-300	641	FA52511218-300	640	FA52512333-300
635	FA52506218-310	635	FA52507333-310	634	FA52509306-310	641	FA52511218-310	640	FA52512333-310
635	FA52506230	634	FA52508201	634	FA52509312	641	FA52511230	642	FA52512401
635	FA52506230-300	634	FA52508201-300	634	FA52509312-300	641	FA52511230-300	642	FA52512406
635	FA52506230-310	634	FA52508201-310	634	FA52509312-310	641	FA52511230-310	642	FA52512412
635	FA52506233	634	FA52508206	634	FA52509318	641	FA52511233	642	FA52512418
635	FA52506233-300	634	FA52508206-300	634	FA52509318-300	641	FA52511233-300	642	FA52512430
635	FA52506233-310	634	FA52508206-310	634	FA52509318-310	641	FA52511233-310	642	FA52512433
635	FA52506301	634	FA52508212	634	FA52509330	641	FA52511301	640	FA52513201
635	FA52506301-300	634	FA52508212-300	634	FA52509330-300	641	FA52511301-300	640	FA52513201-300
635	FA52506301-310	634	FA52508212-310	634	FA52509330-310	641	FA52511301-310	640	FA52513201-310
635	FA52506306	634	FA52508218	634	FA52509333	641	FA52511306	640	FA52513206
635	FA52506306-300	634	FA52508218-300	634	FA52509333-300	641	FA52511306-300	640	FA52513206-300
635	FA52506306-310	634	FA52508218-310	634	FA52509333-310	641	FA52511306-310	640	FA52513206-310
635	FA52506312	634	FA52508230	641	FA52510201	641	FA52511312	640	FA52513212
635	FA52506312-300	634	FA52508230-300	641	FA52510201-300	641	FA52511312-300	640	FA52513212-300
635	FA52506312-310	634	FA52508230-310	641	FA52510201-310	641	FA52511312-310	640	FA52513212-310
635	FA52506318	634	FA52508233	641	FA52510206	641	FA52511318	640	FA52513218
635	FA52506318-300	634	FA52508233-300	641	FA52510206-300	641	FA52511318-300	640	FA52513218-300
635	FA52506318-310	634	FA52508233-310	641	FA52510206-310	641	FA52511318-310	640	FA52513218-310
635	FA52506330	634	FA52508301	641	FA52510212	641	FA52511330	640	FA52513230
635	FA52506330-300	634	FA52508301-300	641	FA52510212-300	641	FA52511330-300	640	FA52513230-300
635	FA52506330-310	634	FA52508301-310	641	FA52510212-310	641	FA52511330-310	640	FA52513230-310
635	FA52506333	634	FA52508306	641	FA52510218	641	FA52511333	640	FA52513233
635	FA52506333-300	634	FA52508306-300	641	FA52510218-300	641	FA52511333-300	640	FA52513233-300
635	FA52506333-310	634	FA52508306-310	641	FA52510218-310	641	FA52511333-310	640	FA52513233-310
635	FA52507201	634	FA52508312	641	FA52510230	640	FA52512201	640	FA52513301
635	FA52507201-300	634	FA52508312-300	641	FA52510230-300	640	FA52512201-300	640	FA52513301-300
635	FA52507201-310	634	FA52508312-310	641	FA52510230-310	640	FA52512201-310	640	FA52513301-310
635	FA52507206	634	FA52508318	641	FA52510233	640	FA52512206	640	FA52513306
635	FA52507206-300	634	FA52508318-300	641	FA52510233-300	640	FA52512206-300	640	FA52513306-300
635	FA52507206-310	634	FA52508318-310	641	FA52510233-310	640	FA52512206-310	640	FA52513306-310
635	FA52507212	634	FA52508330	641	FA52510301	640	FA52512212	640	FA52513312
635	FA52507212-300	634	FA52508330-300	641	FA52510301-300	640	FA52512212-300	640	FA52513312-300
635	FA52507212-310	634	FA52508330-310	641	FA52510301-310	640	FA52512212-310	640	FA52513312-310
635	FA52507218	634	FA52508333	641	FA52510306	640	FA52512218	640	FA52513318
635	FA52507218-300	634	FA52508333-300	641	FA52510306-300	640	FA52512218-300	640	FA52513318-300
635	FA52507218-310	634	FA52508333-310	641	FA52510306-310	640	FA52512218-310	640	FA52513318-310
635	FA52507230	634	FA52509201	641	FA52510312	640	FA52512230	640	FA52513330
635	FA52507230-300	634	FA52509201-300	641	FA52510312-300	640	FA52512230-300	640	FA52513330-300
635	FA52507230-310	634	FA52509201-310	641	FA52510312-310	640	FA52512230-310	640	FA52513330-310
635	FA52507233	634	FA52509206	641	FA52510318	640	FA52512233	640	FA52513333
635	FA52507233-300	634	FA52509206-300	641	FA52510318-300	640	FA52512233-300	640	FA52513333-300
635	FA52507233-310	634	FA52509206-310	641	FA52510318-310	640	FA52512233-310	640	FA52513333-310
635	FA52507301	634	FA52509212	641	FA52510330	640	FA52512301	630	FA52514001
635	FA52507301-300	634	FA52509212-300	641	FA52510330-300	640	FA52512301-300	630	FA52514006
635	FA52507301-310	634	FA52509212-310	641	FA52510330-310	640	FA52512301-310	630	FA52514012
635	FA52507306	634	FA52509218	641	FA52510333	640	FA52512306	630	FA52514018
635	FA52507306-300	634	FA52509218-300	641	FA52510333-300	640	FA52512306-300	630	FA52514030
635	FA52507306-310	634	FA52509218-310	641	FA52510333-310	640	FA52512306-310	630	FA52514033
635	FA52507312	634	FA52509230	641	FA52511201	640	FA52512312	630	FA52514201
635	FA52507312-300	634	FA52509230-300	641	FA52511201-300	640	FA52512312-300	630	FA52514206
635	FA52507312-310	634	FA52509230-310	641	FA52511201-310	640	FA52512312-310	630	FA52514212
635	FA52507318	634	FA52509233	641	FA52511206	640	FA52512318	630	FA52514218
635	FA52507318-300	634	FA52509233-300	641	FA52511206-300	640	FA52512318-300	630	FA52514230
635	FA52507318-310	634	FA52509233-310	641	FA52511206-310	640	FA52512318-310	630	FA52514233
635	FA52507330	634	FA52509301	641	FA52511212	640	FA52512330	630	FA52514401
635	FA52507330-300	634	FA52509301-300	641	FA52511212-300	640	FA52512330-300	630	FA52514406

Page	Reference	Page	Reference	Page	Reference	Page	Reference	Page	Reference
630	FA52514412	635	FA52515601-310	640	FA52516212-310	495	FA52600512	533	FA53100830
630	FA52514418	635	FA52515606	640	FA52516218	495	FA52600518	533	FA53100830-300
630	FA52514430	635	FA52515606-300	640	FA52516218-300	495	FA52600530	533	FA53100830-310
630	FA52514433	635	FA52515606-310	640	FA52516218-310	495	FA52600533	533	FA53100833
632	FA52514601	635	FA52515612	640	FA52516230	504	FA52700201	533	FA53100833-300
632	FA52514606	635	FA52515612-300	640	FA52516230-300	504	FA52700206	533	FA53100833-310
632	FA52514612	635	FA52515612-310	640	FA52516230-310	504	FA52700212	533	FA53100901
632	FA52514618	635	FA52515618	640	FA52516233	504	FA52700218	533	FA53100901-300
632	FA52514630	635	FA52515618-300	640	FA52516233-300	504	FA52700230	533	FA53100901-310
632	FA52514633	635	FA52515618-310	640	FA52516233-310	504	FA52700233	533	FA53100906
632	FA52514801	635	FA52515630	641	FA52516401	504	FA52700301	533	FA53100906-300
632	FA52514806	635	FA52515630-300	641	FA52516401-300	504	FA52700306	533	FA53100906-310
632	FA52514812	635	FA52515630-310	641	FA52516401-310	504	FA52700312	533	FA53100912
632	FA52514818	635	FA52515633	641	FA52516406	504	FA52700318	533	FA53100912-300
632	FA52514830	635	FA52515633-300	641	FA52516406-300	504	FA52700330	533	FA53100912-310
632	FA52514833	635	FA52515633-310	641	FA52516406-310	504	FA52700333	533	FA53100918
632	FA52515001	635	FA52515801	641	FA52516412	504	FA52700501	533	FA53100918-300
632	FA52515006	635	FA52515801-300	641	FA52516412-300	504	FA52700506	533	FA53100918-310
632	FA52515012	635	FA52515801-310	641	FA52516412-310	504	FA52700512	533	FA53100930
632	FA52515018	635	FA52515806	641	FA52516418	504	FA52700518	533	FA53100930-300
632	FA52515030	635	FA52515806-300	641	FA52516418-300	504	FA52700530	533	FA53100930-310
632	FA52515033	635	FA52515806-310	641	FA52516418-310	504	FA52700533	533	FA53100933
634	FA52515201	635	FA52515812	641	FA52516430	504	FA52701201	533	FA53100933-300
634	FA52515201-300	635	FA52515812-300	641	FA52516430-300	504	FA52701206	533	FA53100933-310
634	FA52515201-310	635	FA52515812-310	641	FA52516430-310	504	FA52701212	533	FA53101101
634	FA52515206	635	FA52515818	641	FA52516433	504	FA52701218	533	FA53101101-300
634	FA52515206-300	635	FA52515818-300	641	FA52516433-300	504	FA52701230	533	FA53101101-310
634	FA52515206-310	635	FA52515818-310	641	FA52516433-310	504	FA52701233	533	FA53101106
634	FA52515212	635	FA52515830	641	FA52516601	504	FA52701301	533	FA53101106-300
634	FA52515212-300	635	FA52515830-300	641	FA52516601-300	504	FA52701306	533	FA53101106-310
634	FA52515212-310	635	FA52515830-310	641	FA52516601-310	504	FA52701312	533	FA53101112
634	FA52515218	635	FA52515833	641	FA52516606	504	FA52701318	533	FA53101112-300
634	FA52515218-300	635	FA52515833-300	641	FA52516606-300	504	FA52701330	533	FA53101112-310
634	FA52515218-310	635	FA52515833-310	641	FA52516606-310	504	FA52701333	533	FA53101118
634	FA52515230	640	FA52516001	641	FA52516612	504	FA52701501	533	FA53101118-300
634	FA52515230-300	640	FA52516001-300	641	FA52516612-300	504	FA52701506	533	FA53101118-310
634	FA52515230-310	640	FA52516001-310	641	FA52516612-310	504	FA52701512	533	FA53101130
634	FA52515233	640	FA52516006	641	FA52516618	504	FA52701518	533	FA53101130-300
634	FA52515233-300	640	FA52516006-300	641	FA52516618-300	504	FA52701530	533	FA53101130-310
634	FA52515233-310	640	FA52516006-310	641	FA52516618-310	504	FA52701533	533	FA53101133
634	FA52515401	640	FA52516012	641	FA52516630	357	FA53000256	533	FA53101133-300
634	FA52515401-300	640	FA52516012-300	641	FA52516630-300	357	FA53000356	533	FA53101133-310
634	FA52515401-310	640	FA52516012-310	641	FA52516630-310	358	FA53000556	533	FA53101201
634	FA52515406	640	FA52516018	641	FA52516633	358	FA53000656	533	FA53101201-300
634	FA52515406-300	640	FA52516018-300	641	FA52516633-300	357	FA53000756	533	FA53101201-310
634	FA52515406-310	640	FA52516018-310	641	FA52516633-310	357	FA53000856	533	FA53101206
634	FA52515412	640	FA52516030	495	FA52600201	358	FA53000956	533	FA53101206-300
634	FA52515412-300	640	FA52516030-300	495	FA52600206	358	FA53001056	533	FA53101206-310
634	FA52515412-310	640	FA52516030-310	495	FA52600212	533	FA53100801	533	FA53101212
634	FA52515418	640	FA52516033	495	FA52600218	533	FA53100801-300	533	FA53101212-300
634	FA52515418-300	640	FA52516033-300	495	FA52600230	533	FA53100801-310	533	FA53101212-310
634	FA52515418-310	640	FA52516033-310	495	FA52600233	533	FA53100806	533	FA53101218
634	FA52515430	640	FA52516201	495	FA52600301	533	FA53100806-300	533	FA53101218-300
634	FA52515430-300	640	FA52516201-300	495	FA52600306	533	FA53100806-310	533	FA53101218-310
634	FA52515430-310	640	FA52516201-310	495	FA52600312	533	FA53100812	533	FA53101230
634	FA52515433	640	FA52516206	495	FA52600318	533	FA53100812-300	533	FA53101230-300
634	FA52515433-300	640	FA52516206-300	495	FA52600330	533	FA53100812-310	533	FA53101230-310
634	FA52515433-310	640	FA52516206-310	495	FA52600333	533	FA53100818	533	FA53101233
635	FA52515601	640	FA52516212	495	FA52600501	533	FA53100818-300	533	FA53101233-300
635	FA52515601-300	640	FA52516212-300	495	FA52600506	533	FA53100818-310	533	FA53101233-310

Page	Reference	Page	Reference	Page	Reference	Page	Reference	Page	Reference
535	FA53102001	535	FA53102512	533	FA53120901	535	FA53122412	224	FA53200501
535	FA53102001-300	535	FA53102512-300	533	FA53120901-300	535	FA53122412-300	224	FA53200501-300
535	FA53102001-310	535	FA53102512-310	533	FA53120901-310	535	FA53122412-310	224	FA53200501-310
535	FA53102006	535	FA53102518	533	FA53120906	535	FA53122418	224	FA53200506
535	FA53102006-300	535	FA53102518-300	533	FA53120906-300	535	FA53122418-300	224	FA53200506-300
535	FA53102006-310	535	FA53102518-310	533	FA53120906-310	535	FA53122418-310	224	FA53200506-310
535	FA53102012	535	FA53102530	533	FA53120912	535	FA53122430	224	FA53200512
535	FA53102012-300	535	FA53102530-300	533	FA53120912-300	535	FA53122430-300	224	FA53200512-300
535	FA53102012-310	535	FA53102530-310	533	FA53120912-310	535	FA53122430-310	224	FA53200512-310
535	FA53102018	535	FA53102533	533	FA53120918	535	FA53122433	224	FA53200518
535	FA53102018-300	535	FA53102533-300	533	FA53120918-300	535	FA53122433-300	224	FA53200518-300
535	FA53102018-310	535	FA53102533-310	533	FA53120918-310	535	FA53122433-310	224	FA53200518-310
535	FA53102030	532	FA53102901	533	FA53120930	532	FA53124201	224	FA53200530
535	FA53102030-300	532	FA53102906	533	FA53120930-300	532	FA53124206	224	FA53200530-300
535	FA53102030-310	532	FA53102912	533	FA53120930-310	532	FA53124212	224	FA53200530-310
535	FA53102033	532	FA53102918	533	FA53120933	532	FA53124218	224	FA53200533
535	FA53102033-300	532	FA53102930	533	FA53120933-300	532	FA53124230	224	FA53200533-300
535	FA53102033-310	532	FA53102933	533	FA53120933-310	532	FA53124233	224	FA53200533-310
535	FA53102101	532	FA53103001	533	FA53121201	532	FA53124401	224	FA53200601
535	FA53102101-300	532	FA53103006	533	FA53121201-300	532	FA53124406	224	FA53200601-300
535	FA53102101-310	532	FA53103012	533	FA53121201-310	532	FA53124412	224	FA53200601-310
535	FA53102106	532	FA53103018	533	FA53121206	532	FA53124418	224	FA53200606
535	FA53102106-300	532	FA53103030	533	FA53121206-300	532	FA53124430	224	FA53200606-300
535	FA53102106-310	532	FA53103033	533	FA53121206-310	532	FA53124433	224	FA53200606-310
535	FA53102112	534	FA53103101	533	FA53121212	224	FA53200201	224	FA53200612
535	FA53102112-300	534	FA53103106	533	FA53121212-300	224	FA53200201-300	224	FA53200612-300
535	FA53102112-310	534	FA53103112	533	FA53121212-310	224	FA53200201-310	224	FA53200612-310
535	FA53102118	534	FA53103118	533	FA53121218	224	FA53200206	224	FA53200618
535	FA53102118-300	534	FA53103130	533	FA53121218-300	224	FA53200206-300	224	FA53200618-300
535	FA53102118-310	534	FA53103133	533	FA53121218-310	224	FA53200206-310	224	FA53200618-310
535	FA53102130	534	FA53103201	533	FA53121230	224	FA53200212	224	FA53200630
535	FA53102130-300	534	FA53103206	533	FA53121230-300	224	FA53200212-300	224	FA53200630-300
535	FA53102130-310	534	FA53103212	533	FA53121230-310	224	FA53200212-310	224	FA53200630-310
535	FA53102133	534	FA53103218	533	FA53121233	224	FA53200218	224	FA53200633
535	FA53102133-300	534	FA53103230	533	FA53121233-300	224	FA53200218-300	224	FA53200633-300
535	FA53102133-310	534	FA53103233	533	FA53121233-310	224	FA53200218-310	224	FA53200633-310
535	FA53102401	532	FA53104101	535	FA53122101	224	FA53200230	225	FA53200801
535	FA53102401-300	532	FA53104106	535	FA53122101-300	224	FA53200230-300	225	FA53200801-300
535	FA53102401-310	532	FA53104112	535	FA53122101-310	224	FA53200230-310	225	FA53200801-310
535	FA53102406	532	FA53104118	535	FA53122106	224	FA53200233	225	FA53200806
535	FA53102406-300	532	FA53104130	535	FA53122106-300	224	FA53200233-300	225	FA53200806-300
535	FA53102406-310	532	FA53104133	535	FA53122106-310	224	FA53200233-310	225	FA53200806-310
535	FA53102412	532	FA53104201	535	FA53122112	224	FA53200301	225	FA53200812
535	FA53102412-300	532	FA53104206	535	FA53122112-300	224	FA53200301-300	225	FA53200812-300
535	FA53102412-310	532	FA53104212	535	FA53122112-310	224	FA53200301-310	225	FA53200812-310
535	FA53102418	532	FA53104218	535	FA53122118	224	FA53200306	225	FA53200818
535	FA53102418-300	532	FA53104230	535	FA53122118-300	224	FA53200306-300	225	FA53200818-300
535	FA53102418-310	532	FA53104233	535	FA53122118-310	224	FA53200306-310	225	FA53200818-310
535	FA53102430	532	FA53104301	535	FA53122130	224	FA53200312	225	FA53200830
535	FA53102430-300	532	FA53104306	535	FA53122130-300	224	FA53200312-300	225	FA53200830-300
535	FA53102430-310	532	FA53104312	535	FA53122130-310	224	FA53200312-310	225	FA53200830-310
535	FA53102433	532	FA53104318	535	FA53122133	224	FA53200318	225	FA53200833
535	FA53102433-300	532	FA53104330	535	FA53122133-300	224	FA53200318-300	225	FA53200833-300
535	FA53102433-310	532	FA53104333	535	FA53122133-310	224	FA53200318-310	225	FA53200833-310
535	FA53102501	532	FA53104401	535	FA53122401	224	FA53200330	225	FA53200901
535	FA53102501-300	532	FA53104406	535	FA53122401-300	224	FA53200330-300	225	FA53200901-300
535	FA53102501-310	532	FA53104412	535	FA53122401-310	224	FA53200330-310	225	FA53200901-310
535	FA53102506	532	FA53104418	535	FA53122406	224	FA53200333	225	FA53200906
535	FA53102506-300	532	FA53104430	535	FA53122406-300	224	FA53200333-300	225	FA53200906-300
535	FA53102506-310	532	FA53104433	535	FA53122406-310	224	FA53200333-310	225	FA53200906-310

Page	Reference	Page	Reference	Page	Reference	Page	Reference	Page	Reference
225	FA53200912	225	FA53202030	514	FA53302112	514	FA53305212	514	FA533421
225	FA53200912-300	225	FA53202030-300	514	FA53302112-300	514	FA53305212-300	514	FA533421-300
225	FA53200912-310	225	FA53202030-310	514	FA53302112-310	514	FA53305212-310	514	FA533421-310
225	FA53200918	225	FA53202033	514	FA53302118	514	FA53305218	515	FA533422
225	FA53200918-300	225	FA53202033-300	514	FA53302118-300	514	FA53305218-300	515	FA533422-300
225	FA53200918-310	225	FA53202033-310	514	FA53302118-310	514	FA53305218-310	515	FA533422-310
225	FA53200930	518	FA53300101	514	FA53302130	514	FA53305230	515	FA533423
225	FA53200930-300	518	FA53300106	514	FA53302130-300	514	FA53305230-300	515	FA533423-300
225	FA53200930-310	518	FA53300112	514	FA53302130-310	514	FA53305230-310	515	FA533423-310
225	FA53200933	518	FA53300118	514	FA53302133	514	FA53305233	515	FA533424
225	FA53200933-300	518	FA53300130	514	FA53302133-300	514	FA53305233-300	515	FA533424-300
225	FA53200933-310	518	FA53300133	514	FA53302133-310	514	FA53305233-310	515	FA533424-310
224	FA53201401	518	FA53300201	514	FA53302201	518	FA533221	514	FA533431
224	FA53201401-300	518	FA53300206	514	FA53302201-300	518	FA533222	514	FA533431-300
224	FA53201401-310	518	FA53300212	514	FA53302201-310	519	FA533223	514	FA533431-310
224	FA53201406	518	FA53300218	514	FA53302206	519	FA533224	515	FA533432
224	FA53201406-300	518	FA53300230	514	FA53302206-300	518	FA533231	515	FA533432-300
224	FA53201406-310	518	FA53300233	514	FA53302206-310	518	FA533232	515	FA533432-310
224	FA53201412	516	FA53301101	514	FA53302212	519	FA533233	515	FA533433
224	FA53201412-300	516	FA53301101-300	514	FA53302212-300	519	FA533234	515	FA533433-300
224	FA53201412-310	516	FA53301101-310	514	FA53302212-310	518	FA533241	515	FA533433-310
224	FA53201418	516	FA53301106	514	FA53302218	518	FA533242	515	FA533434
224	FA53201418-300	516	FA53301106-300	514	FA53302218-300	519	FA533243	515	FA533434-300
224	FA53201418-310	516	FA53301106-310	514	FA53302218-310	519	FA533244	515	FA533434-310
224	FA53201430	516	FA53301112	514	FA53302230	516	FA533321	514	FA533441
224	FA53201430-300	516	FA53301112-300	514	FA53302230-300	516	FA533321-300	514	FA533441-300
224	FA53201430-310	516	FA53301112-310	514	FA53302230-310	516	FA533321-310	514	FA533441-310
224	FA53201433	516	FA53301118	514	FA53302233	517	FA533322	515	FA533442
224	FA53201433-300	516	FA53301118-300	514	FA53302233-300	517	FA533322-300	515	FA533442-300
224	FA53201433-310	516	FA53301118-310	514	FA53302233-310	517	FA533322-310	515	FA533442-310
224	FA53201701	516	FA53301130	518	FA53305001	517	FA533323	515	FA533443
224	FA53201701-300	516	FA53301130-300	518	FA53305006	517	FA533323-300	515	FA533443-300
224	FA53201701-310	516	FA53301130-310	518	FA53305012	517	FA533323-310	515	FA533443-310
224	FA53201706	516	FA53301133	518	FA53305018	517	FA533324	515	FA533444
224	FA53201706-300	516	FA53301133-300	518	FA53305030	517	FA533324-300	515	FA533444-300
224	FA53201706-310	516	FA53301133-310	518	FA53305033	517	FA533324-310	515	FA533444-310
224	FA53201712	516	FA53301201	516	FA53305101	516	FA533331	354	FA53400256
224	FA53201712-300	516	FA53301201-300	516	FA53305101-300	516	FA533331-300	354	FA53400356
224	FA53201712-310	516	FA53301201-310	516	FA53305101-310	516	FA533331-310	354	FA53400556
224	FA53201718	516	FA53301206	516	FA53305106	517	FA533332	354	FA53400656
224	FA53201718-300	516	FA53301206-300	516	FA53305106-300	517	FA533332-300	354	FA53400856
224	FA53201718-310	516	FA53301206-310	516	FA53305106-310	517	FA533332-310	354	FA53400956
224	FA53201730	516	FA53301212	516	FA53305112	517	FA533333	355	FA53401156
224	FA53201730-300	516	FA53301212-300	516	FA53305112-300	517	FA533333-300	355	FA53401256
224	FA53201730-310	516	FA53301212-310	516	FA53305112-310	517	FA533333-310	355	FA53401456
224	FA53201733	516	FA53301218	516	FA53305118	517	FA533334	355	FA53401556
224	FA53201733-300	516	FA53301218-300	516	FA53305118-300	517	FA533334-300	355	FA53401756
224	FA53201733-310	516	FA53301218-310	516	FA53305118-310	517	FA533334-310	355	FA53401856
225	FA53202001	516	FA53301230	516	FA53305130	516	FA533341	352	FA53402056
225	FA53202001-300	516	FA53301230-300	516	FA53305130-300	516	FA533341-300	352	FA53402056-300
225	FA53202001-310	516	FA53301230-310	516	FA53305130-310	516	FA533341-310	352	FA53402056-310
225	FA53202006	516	FA53301233	516	FA53305133	517	FA533342	352	FA53402156
225	FA53202006-300	516	FA53301233-300	516	FA53305133-300	517	FA533342-300	352	FA53402156-300
225	FA53202006-310	516	FA53301233-310	516	FA53305133-310	517	FA533342-310	352	FA53402156-310
225	FA53202012	514	FA53302101	514	FA53305201	517	FA533343	352	FA53402356
225	FA53202012-300	514	FA53302101-300	514	FA53305201-300	517	FA533343-300	352	FA53402356-300
225	FA53202012-310	514	FA53302101-310	514	FA53305201-310	517	FA533343-310	352	FA53402356-310
225	FA53202018	514	FA53302106	514	FA53305206	517	FA533344	352	FA53402456
225	FA53202018-300	514	FA53302106-300	514	FA53305206-300	517	FA533344-300	352	FA53402456-300
225	FA53202018-310	514	FA53302106-310	514	FA53305206-310	517	FA533344-310	352	FA53402456-310

Page	Reference	Page	Reference	Page	Reference	Page	Reference	Page	Reference
352	FA53402656	352	FA53405756	379	FA53500818	377	FA53502318	375	FA53504118
352	FA53402656-300	352	FA53405756-300	379	FA53500830	377	FA53502330	375	FA53504130
352	FA53402656-310	352	FA53405756-310	379	FA53500833	377	FA53502333	375	FA53504133
352	FA53402756	352	FA53405856	379	FA53500901	377	FA53502401	375	FA53504201
352	FA53402756-300	352	FA53405856-300	379	FA53500906	377	FA53502406	375	FA53504206
352	FA53402756-310	352	FA53405856-310	379	FA53500912	377	FA53502412	375	FA53504212
353	FA53402956	352	FA53405956	379	FA53500918	377	FA53502418	375	FA53504218
353	FA53402956-300	352	FA53405956-300	379	FA53500930	377	FA53502430	375	FA53504230
353	FA53402956-310	352	FA53405956-310	379	FA53500933	377	FA53502433	375	FA53504233
353	FA53403056	353	FA53406056	374	FA53501101	379	FA53502601	377	FA53504301
353	FA53403056-300	353	FA53406056-300	374	FA53501106	379	FA53502606	377	FA53504306
353	FA53403056-310	353	FA53406056-310	374	FA53501112	379	FA53502612	377	FA53504312
353	FA53403156	353	FA53406156	374	FA53501118	379	FA53502618	377	FA53504318
353	FA53403156-300	353	FA53406156-300	374	FA53501130	379	FA53502630	377	FA53504330
353	FA53403156-310	353	FA53406156-310	374	FA53501133	379	FA53502633	377	FA53504333
353	FA53403256	353	FA53406256	374	FA53501201	379	FA53502701	377	FA53504401
353	FA53403256-300	353	FA53406256-300	374	FA53501206	379	FA53502706	377	FA53504406
353	FA53403256-310	353	FA53406256-310	374	FA53501212	379	FA53502712	377	FA53504412
353	FA53403356	350	FA53406356	374	FA53501218	379	FA53502718	377	FA53504418
353	FA53403356-300	350	FA53406356-300	374	FA53501230	379	FA53502730	377	FA53504430
353	FA53403356-310	350	FA53406356-310	374	FA53501233	379	FA53502733	377	FA53504433
353	FA53403456	350	FA53406456	376	FA53501401	374	FA53502901	379	FA53504501
353	FA53403456-300	350	FA53406456-300	376	FA53501406	374	FA53502906	379	FA53504506
353	FA53403456-310	350	FA53406456-310	376	FA53501412	374	FA53502912	379	FA53504512
350	FA53403656	350	FA53406556	376	FA53501418	374	FA53502918	379	FA53504518
350	FA53403656-300	350	FA53406556-300	376	FA53501430	374	FA53502930	379	FA53504530
350	FA53403656-310	350	FA53406556-310	376	FA53501433	374	FA53502933	379	FA53504533
350	FA53403756	351	FA53406656	376	FA53501501	374	FA53503001	379	FA53504601
350	FA53403756-300	351	FA53406656-300	376	FA53501506	374	FA53503006	379	FA53504606
350	FA53403756-310	351	FA53406656-310	376	FA53501512	374	FA53503012	379	FA53504612
350	FA53403956	351	FA53406756	376	FA53501518	374	FA53503018	379	FA53504618
350	FA53403956-300	351	FA53406756-300	376	FA53501530	374	FA53503030	379	FA53504630
350	FA53403956-310	351	FA53406756-310	376	FA53501533	374	FA53503033	379	FA53504633
350	FA53404056	375	FA53500201	378	FA53501701	376	FA53503201	374	FA53504701
350	FA53404056-300	375	FA53500206	378	FA53501706	376	FA53503206	374	FA53504706
350	FA53404056-310	375	FA53500212	378	FA53501712	376	FA53503212	374	FA53504712
350	FA53404256	375	FA53500218	378	FA53501718	376	FA53503218	374	FA53504718
350	FA53404256-300	375	FA53500230	378	FA53501730	376	FA53503230	374	FA53504730
350	FA53404256-310	375	FA53500233	378	FA53501733	376	FA53503233	374	FA53504733
350	FA53404356	375	FA53500301	378	FA53501801	376	FA53503301	374	FA53504801
350	FA53404356-300	375	FA53500306	378	FA53501806	376	FA53503306	374	FA53504806
350	FA53404356-310	375	FA53500312	378	FA53501812	376	FA53503312	374	FA53504812
351	FA53404556	375	FA53500318	378	FA53501818	376	FA53503318	374	FA53504818
351	FA53404556-300	375	FA53500330	378	FA53501830	376	FA53503330	374	FA53504830
351	FA53404556-310	375	FA53500333	378	FA53501833	376	FA53503333	374	FA53504833
351	FA53404656	377	FA53500501	375	FA53502001	378	FA53503501	376	FA53504901
351	FA53404656-300	377	FA53500506	375	FA53502006	378	FA53503506	376	FA53504906
351	FA53404656-310	377	FA53500512	375	FA53502012	378	FA53503512	376	FA53504912
351	FA53404756	377	FA53500518	375	FA53502018	378	FA53503518	376	FA53504918
351	FA53404756-300	377	FA53500530	375	FA53502030	378	FA53503530	376	FA53504930
351	FA53404756-310	377	FA53500533	375	FA53502033	378	FA53503533	376	FA53504933
351	FA53404856	377	FA53500601	375	FA53502101	378	FA53503601	376	FA53505001
351	FA53404856-300	377	FA53500606	375	FA53502106	378	FA53503606	376	FA53505006
351	FA53404856-310	377	FA53500612	375	FA53502112	378	FA53503612	376	FA53505012
354	FA53405156	377	FA53500618	375	FA53502118	378	FA53503618	376	FA53505018
354	FA53405256	377	FA53500630	375	FA53502130	378	FA53503630	376	FA53505030
354	FA53405356	377	FA53500633	375	FA53502133	378	FA53503633	376	FA53505033
355	FA53405456	379	FA53500801	377	FA53502301	375	FA53504101	378	FA53505101
355	FA53405556	379	FA53500806	377	FA53502306	375	FA53504106	378	FA53505106
355	FA53405656	379	FA53500812	377	FA53502312	375	FA53504112	378	FA53505112

Page	Reference	Page	Reference	Page	Reference	Page	Reference	Page	Reference
378	FA53505118	543	FA53602701-300	545	FA53604956-300	544	FA53613256	659	FA53900633
378	FA53505130	543	FA53602701-310	545	FA53604956-310	544	FA53613256-300	659	FA53900633-300
378	FA53505133	543	FA53602801	545	FA53605056	544	FA53613256-310	659	FA53900633-310
378	FA53505201	543	FA53602801-300	545	FA53605056-300	544	FA53613456	659	FA53900806
378	FA53505206	543	FA53602801-310	545	FA53605056-310	544	FA53613456-300	659	FA53900806-300
378	FA53505212	544	FA53602956	545	FA53605156	544	FA53613456-310	659	FA53900806-310
378	FA53505218	544	FA53602956-300	545	FA53605156-300	544	FA53613656	659	FA53900833
378	FA53505230	544	FA53602956-310	545	FA53605156-310	544	FA53613656-300	659	FA53900833-300
378	FA53505233	544	FA53603056	545	FA53605256	544	FA53613656-310	659	FA53900833-310
542	FA53600256	544	FA53603056-300	545	FA53605256-300	544	FA53613801	659	FA53900906
542	FA53600356	544	FA53603056-310	545	FA53605256-310	544	FA53613801-300	659	FA53900906-300
542	FA53600556	544	FA53603156	545	FA53605501	544	FA53613801-310	659	FA53900906-310
542	FA53600656	544	FA53603156-300	545	FA53605501-300	544	FA53614001	659	FA53900933
542	FA53600801	544	FA53603156-310	545	FA53605501-310	544	FA53614001-300	659	FA53900933-300
542	FA53600901	544	FA53603256	545	FA53605601	544	FA53614001-310	659	FA53900933-310
542	FA53601101	544	FA53603256-300	545	FA53605601-300	544	FA53614201	660	FA53901106
542	FA53601201	544	FA53603256-310	545	FA53605601-310	544	FA53614201-300	660	FA53901106-300
543	FA53601356	544	FA53603356	545	FA53605701	544	FA53614201-310	660	FA53901106-310
543	FA53601356-300	544	FA53603356-300	545	FA53605701-300	544	FA53614401	660	FA53901133
543	FA53601356-310	544	FA53603356-310	545	FA53605701-310	544	FA53614401-300	660	FA53901133-300
543	FA53601456	544	FA53603456	545	FA53605801	544	FA53614401-310	660	FA53901133-310
543	FA53601456-300	544	FA53603456-300	545	FA53605801-300	545	FA53614856	660	FA53901206
543	FA53601456-310	544	FA53603456-310	545	FA53605801-310	545	FA53614856-300	660	FA53901206-300
543	FA53601556	544	FA53603556	545	FA53605901	545	FA53614856-310	660	FA53901206-310
543	FA53601556-300	544	FA53603556-300	545	FA53605901-300	545	FA53615056	660	FA53901233
543	FA53601556-310	544	FA53603556-310	545	FA53605901-310	545	FA53615056-300	660	FA53901233-300
543	FA53601656	544	FA53603656	545	FA53606001	545	FA53615056-310	660	FA53901233-310
543	FA53601656-300	544	FA53603656-300	545	FA53606001-300	545	FA53615256	660	FA53901406
543	FA53601656-310	544	FA53603656-310	545	FA53606001-310	545	FA53615256-300	660	FA53901406-300
543	FA53601756	544	FA53603701	542	FA53610356	545	FA53615256-310	660	FA53901406-310
543	FA53601756-300	544	FA53603701-300	542	FA53610656	545	FA53615601	660	FA53901433
543	FA53601756-310	544	FA53603701-310	542	FA53610901	545	FA53615601-300	660	FA53901433-300
543	FA53601856	544	FA53603801	542	FA53611201	545	FA53615601-310	660	FA53901433-310
543	FA53601856-300	544	FA53603801-300	543	FA53611456	545	FA53615801	660	FA53901506
543	FA53601856-310	544	FA53603801-310	543	FA53611456-300	545	FA53615801-300	660	FA53901506-300
543	FA53601956	544	FA53603901	543	FA53611456-310	545	FA53615801-310	660	FA53901506-310
543	FA53601956-300	544	FA53603901-300	543	FA53611656	545	FA53616001	660	FA53901533
543	FA53601956-310	544	FA53603901-310	543	FA53611656-300	545	FA53616001-300	660	FA53901533-300
543	FA53602056	544	FA53604001	543	FA53611656-310	545	FA53616001-310	660	FA53901533-310
543	FA53602056-300	544	FA53604001-300	543	FA53611856	659	FA53900206	660	FA53901706
543	FA53602056-310	544	FA53604001-310	543	FA53611856-300	659	FA53900206-300	660	FA53901706-300
543	FA53602101	544	FA53604101	543	FA53611856-310	659	FA53900206-310	660	FA53901706-310
543	FA53602101-300	544	FA53604101-300	543	FA53612056	659	FA53900233	660	FA53901733
543	FA53602101-310	544	FA53604101-310	543	FA53612056-300	659	FA53900233-300	660	FA53901733-300
543	FA53602201	544	FA53604201	543	FA53612056-310	659	FA53900233-310	660	FA53901733-310
543	FA53602201-300	544	FA53604201-300	543	FA53612201	659	FA53900306	660	FA53901806
543	FA53602201-310	544	FA53604201-310	543	FA53612201-300	659	FA53900306-300	660	FA53901806-300
543	FA53602301	544	FA53604301	543	FA53612201-310	659	FA53900306-310	660	FA53901806-310
543	FA53602301-300	544	FA53604301-300	543	FA53612401	659	FA53900333	660	FA53901833
543	FA53602301-310	544	FA53604301-310	543	FA53612401-300	659	FA53900333-300	660	FA53901833-300
543	FA53602401	544	FA53604401	543	FA53612401-310	659	FA53900333-310	660	FA53901833-310
543	FA53602401-300	544	FA53604401-300	543	FA53612601	659	FA53900506	661	FA53902006
543	FA53602401-310	544	FA53604401-310	543	FA53612601-300	659	FA53900506-300	661	FA53902006-300
543	FA53602501	545	FA53604756	543	FA53612601-310	659	FA53900506-310	661	FA53902006-310
543	FA53602501-300	545	FA53604756-300	543	FA53612801	659	FA53900533	661	FA53902033
543	FA53602501-310	545	FA53604756-310	543	FA53612801-300	659	FA53900533-300	661	FA53902033-300
543	FA53602601	545	FA53604856	543	FA53612801-310	659	FA53900533-310	661	FA53902033-310
543	FA53602601-300	545	FA53604856-300	544	FA53613056	659	FA53900606	661	FA53902106
543	FA53602601-310	545	FA53604856-310	544	FA53613056-300	659	FA53900606-300	661	FA53902106-300
543	FA53602701	545	FA53604956	544	FA53613056-310	659	FA53900606-310	661	FA53902106-310

Page	Reference	Page	Reference	Page	Reference	Page	Reference	Page	Reference
661	FA53902133	662	FA53903633	656	FA53905133	658	FA53906633	655	FA53908233
661	FA53902133-300	662	FA53903633-300	656	FA53905133-300	658	FA53906633-300	655	FA53908233-300
661	FA53902133-310	662	FA53903633-310	656	FA53905133-310	658	FA53906633-310	655	FA53908233-310
661	FA53902306	655	FA53903806	656	FA53905306	658	FA53906806	656	FA53908406
661	FA53902306-300	655	FA53903806-300	656	FA53905306-300	658	FA53906806-300	656	FA53908406-300
661	FA53902306-310	655	FA53903806-310	656	FA53905306-310	658	FA53906806-310	656	FA53908406-310
661	FA53902333	655	FA53903833	656	FA53905333	658	FA53906833	656	FA53908433
661	FA53902333-300	655	FA53903833-300	656	FA53905333-300	658	FA53906833-300	656	FA53908433-300
661	FA53902333-310	655	FA53903833-310	656	FA53905333-310	658	FA53906833-310	656	FA53908433-310
661	FA53902406	655	FA53903906	656	FA53905406	658	FA53906906	656	FA53908606
661	FA53902406-300	655	FA53903906-300	656	FA53905406-300	658	FA53906906-300	656	FA53908606-300
661	FA53902406-310	655	FA53903906-310	656	FA53905406-310	658	FA53906906-310	656	FA53908606-310
661	FA53902433	655	FA53903933	656	FA53905433	658	FA53906933	656	FA53908633
661	FA53902433-300	655	FA53903933-300	656	FA53905433-300	658	FA53906933-300	656	FA53908633-300
661	FA53902433-310	655	FA53903933-310	656	FA53905433-310	658	FA53906933-310	656	FA53908633-310
661	FA53902606	655	FA53904106	657	FA53905606	658	FA53907106	656	FA53908806
661	FA53902606-300	655	FA53904106-300	657	FA53905606-300	658	FA53907106-300	656	FA53908806-300
661	FA53902606-310	655	FA53904106-310	657	FA53905606-310	658	FA53907106-310	656	FA53908806-310
661	FA53902633	655	FA53904133	657	FA53905633	658	FA53907133	656	FA53908833
661	FA53902633-300	655	FA53904133-300	657	FA53905633-300	658	FA53907133-300	656	FA53908833-300
661	FA53902633-310	655	FA53904133-310	657	FA53905633-310	658	FA53907133-310	656	FA53908833-310
661	FA53902706	655	FA53904206	657	FA53905706	658	FA53907206	657	FA53909006
661	FA53902706-300	655	FA53904206-300	657	FA53905706-300	658	FA53907206-300	657	FA53909006-300
661	FA53902706-310	655	FA53904206-310	657	FA53905706-310	658	FA53907206-310	657	FA53909006-310
661	FA53902733	655	FA53904233	657	FA53905733	658	FA53907233	657	FA53909033
661	FA53902733-300	655	FA53904233-300	657	FA53905733-300	658	FA53907233-300	657	FA53909033-300
661	FA53902733-310	655	FA53904233-310	657	FA53905733-310	658	FA53907233-310	657	FA53909033-310
662	FA53902906	655	FA53904406	657	FA53905906	654	FA53907406	657	FA53909206
662	FA53902906-300	655	FA53904406-300	657	FA53905906-300	654	FA53907406-300	657	FA53909206-300
662	FA53902906-310	655	FA53904406-310	657	FA53905906-310	654	FA53907406-310	657	FA53909206-310
662	FA53902933	655	FA53904433	657	FA53905933	654	FA53907433	657	FA53909233
662	FA53902933-300	655	FA53904433-300	657	FA53905933-300	654	FA53907433-300	657	FA53909233-300
662	FA53902933-310	655	FA53904433-310	657	FA53905933-310	654	FA53907433-310	657	FA53909233-310
662	FA53903006	655	FA53904506	657	FA53906006	654	FA53907506	657	FA53909406
662	FA53903006-300	655	FA53904506-300	657	FA53906006-300	654	FA53907506-300	657	FA53909406-300
662	FA53903006-310	655	FA53904506-310	657	FA53906006-310	654	FA53907506-310	657	FA53909406-310
662	FA53903033	655	FA53904533	657	FA53906033	654	FA53907533	657	FA53909433
662	FA53903033-300	655	FA53904533-300	657	FA53906033-300	654	FA53907533-300	657	FA53909433-300
662	FA53903033-310	655	FA53904533-310	657	FA53906033-310	654	FA53907533-310	657	FA53909433-310
662	FA53903206	656	FA53904706	657	FA53906206	654	FA53907606	658	FA53909606
662	FA53903206-300	656	FA53904706-300	657	FA53906206-300	654	FA53907606-300	658	FA53909606-300
662	FA53903206-310	656	FA53904706-310	657	FA53906206-310	654	FA53907606-310	658	FA53909606-310
662	FA53903233	656	FA53904733	657	FA53906233	654	FA53907633	658	FA53909633
662	FA53903233-300	656	FA53904733-300	657	FA53906233-300	654	FA53907633-300	658	FA53909633-300
662	FA53903233-310	656	FA53904733-310	657	FA53906233-310	654	FA53907633-310	658	FA53909633-310
662	FA53903306	656	FA53904806	657	FA53906306	655	FA53907806	658	FA53909806
662	FA53903306-300	656	FA53904806-300	657	FA53906306-300	655	FA53907806-300	658	FA53909806-300
662	FA53903306-310	656	FA53904806-310	657	FA53906306-310	655	FA53907806-310	658	FA53909806-310
662	FA53903333	656	FA53904833	657	FA53906333	655	FA53907833	658	FA53909833
662	FA53903333-300	656	FA53904833-300	657	FA53906333-300	655	FA53907833-300	658	FA53909833-300
662	FA53903333-310	656	FA53904833-310	657	FA53906333-310	655	FA53907833-310	658	FA53909833-310
662	FA53903506	656	FA53905006	658	FA53906506	655	FA53908006	658	FA53910006
662	FA53903506-300	656	FA53905006-300	658	FA53906506-300	655	FA53908006-300	658	FA53910006-300
662	FA53903506-310	656	FA53905006-310	658	FA53906506-310	655	FA53908006-310	658	FA53910006-310
662	FA53903533	656	FA53905033	658	FA53906533	655	FA53908033	658	FA53910033
662	FA53903533-300	656	FA53905033-300	658	FA53906533-300	655	FA53908033-300	658	FA53910033-300
662	FA53903533-310	656	FA53905033-310	658	FA53906533-310	655	FA53908033-310	658	FA53910033-310
662	FA53903606	656	FA53905106	658	FA53906606	655	FA53908206	659	FA53910206
662	FA53903606-300	656	FA53905106-300	658	FA53906606-300	655	FA53908206-300	659	FA53910206-300
662	FA53903606-310	656	FA53905106-310	658	FA53906606-310	655	FA53908206-310	659	FA53910206-310

Page	Reference	Page	Reference	Page	Reference	Page	Reference	Page	Reference
659	FA53910233	662	FA53912233	662	FA53914633	654	FA53916633	554	FA54000218
659	FA53910233-300	662	FA53912233-300	662	FA53914633-300	654	FA53916633-300	554	FA54000230
659	FA53910233-310	662	FA53912233-310	662	FA53914633-310	654	FA53916633-310	554	FA54000233
659	FA53910406	662	FA53912406	654	FA53914806	655	FA53916806	555	FA54000301
659	FA53910406-300	662	FA53912406-300	654	FA53914806-300	655	FA53916806-300	555	FA54000306
659	FA53910406-310	662	FA53912406-310	654	FA53914806-310	655	FA53916806-310	555	FA54000312
659	FA53910433	662	FA53912433	654	FA53914833	655	FA53916833	555	FA54000318
659	FA53910433-300	662	FA53912433-300	654	FA53914833-300	655	FA53916833-300	555	FA54000330
659	FA53910433-310	662	FA53912433-310	654	FA53914833-310	655	FA53916833-310	555	FA54000333
659	FA53910606	654	FA53913006	655	FA53915006	656	FA53917006	562	FA54100201
659	FA53910606-300	654	FA53913006-300	655	FA53915006-300	656	FA53917006-300	562	FA54100206
659	FA53910606-310	654	FA53913006-310	655	FA53915006-310	656	FA53917006-310	562	FA54100212
659	FA53910633	654	FA53913033	655	FA53915033	656	FA53917033	562	FA54100218
659	FA53910633-300	654	FA53913033-300	655	FA53915033-300	656	FA53917033-300	562	FA54100230
659	FA53910633-310	654	FA53913033-310	655	FA53915033-310	656	FA53917033-310	562	FA54100233
660	FA53910806	655	FA53913206	656	FA53915206	657	FA53917206	562	FA54100301
660	FA53910806-300	655	FA53913206-300	656	FA53915206-300	657	FA53917206-300	562	FA54100306
660	FA53910806-310	655	FA53913206-310	656	FA53915206-310	657	FA53917206-310	562	FA54100312
660	FA53910833	655	FA53913233	656	FA53915233	657	FA53917233	562	FA54100318
660	FA53910833-300	655	FA53913233-300	656	FA53915233-300	657	FA53917233-300	562	FA54100330
660	FA53910833-310	655	FA53913233-310	656	FA53915233-310	657	FA53917233-310	562	FA54100333
660	FA53911006	656	FA53913406	657	FA53915406	658	FA53917406	562	FA54100501
660	FA53911006-300	656	FA53913406-300	657	FA53915406-300	658	FA53917406-300	562	FA54100506
660	FA53911006-310	656	FA53913406-310	657	FA53915406-310	658	FA53917406-310	562	FA54100512
660	FA53911033	656	FA53913433	657	FA53915433	658	FA53917433	562	FA54100518
660	FA53911033-300	656	FA53913433-300	657	FA53915433-300	658	FA53917433-300	562	FA54100530
660	FA53911033-310	656	FA53913433-310	657	FA53915433-310	658	FA53917433-310	562	FA54100533
660	FA53911206	657	FA53913606	658	FA53915606	659	FA53917606	562	FA54100601
660	FA53911206-300	657	FA53913606-300	658	FA53915606-300	659	FA53917606-300	562	FA54100606
660	FA53911206-310	657	FA53913606-310	658	FA53915606-310	659	FA53917606-310	562	FA54100612
660	FA53911233	657	FA53913633	658	FA53915633	659	FA53917633	562	FA54100618
660	FA53911233-300	657	FA53913633-300	658	FA53915633-300	659	FA53917633-300	562	FA54100630
660	FA53911233-310	657	FA53913633-310	658	FA53915633-310	659	FA53917633-310	562	FA54100633
661	FA53911406	658	FA53913806	659	FA53915806	660	FA53917806	563	FA54100701
661	FA53911406-300	658	FA53913806-300	659	FA53915806-300	660	FA53917806-300	563	FA54100706
661	FA53911406-310	658	FA53913806-310	659	FA53915806-310	660	FA53917806-310	563	FA54100712
661	FA53911433	658	FA53913833	659	FA53915833	660	FA53917833	563	FA54100718
661	FA53911433-300	658	FA53913833-300	659	FA53915833-300	660	FA53917833-300	563	FA54100730
661	FA53911433-310	658	FA53913833-310	659	FA53915833-310	660	FA53917833-310	563	FA54100733
661	FA53911606	659	FA53914006	660	FA53916006	661	FA53918006	563	FA54100801
661	FA53911606-300	659	FA53914006-300	660	FA53916006-300	661	FA53918006-300	563	FA54100806
661	FA53911606-310	659	FA53914006-310	660	FA53916006-310	661	FA53918006-310	563	FA54100812
661	FA53911633	659	FA53914033	660	FA53916033	661	FA53918033	563	FA54100818
661	FA53911633-300	659	FA53914033-300	660	FA53916033-300	661	FA53918033-300	563	FA54100830
661	FA53911633-310	659	FA53914033-310	660	FA53916033-310	661	FA53918033-310	563	FA54100833
661	FA53911806	660	FA53914206	661	FA53916206	662	FA53918206	563	FA54100901
661	FA53911806-300	660	FA53914206-300	661	FA53916206-300	662	FA53918206-300	563	FA54100906
661	FA53911806-310	660	FA53914206-310	661	FA53916206-310	662	FA53918206-310	563	FA54100912
661	FA53911833	660	FA53914233	661	FA53916233	662	FA53918233	563	FA54100918
661	FA53911833-300	660	FA53914233-300	661	FA53916233-300	662	FA53918233-300	563	FA54100930
661	FA53911833-310	660	FA53914233-310	661	FA53916233-310	662	FA53918233-310	563	FA54100933
662	FA53912006	661	FA53914406	662	FA53916406	554	FA54000101	563	FA54101001
662	FA53912006-300	661	FA53914406-300	662	FA53916406-300	554	FA54000106	563	FA54101006
662	FA53912006-310	661	FA53914406-310	662	FA53916406-310	554	FA54000112	563	FA54101012
662	FA53912033	661	FA53914433	662	FA53916433	554	FA54000118	563	FA54101018
662	FA53912033-300	661	FA53914433-300	662	FA53916433-300	554	FA54000130	563	FA54101030
662	FA53912033-310	661	FA53914433-310	662	FA53916433-310	554	FA54000133	563	FA54101033
662	FA53912206	662	FA53914606	654	FA53916606	554	FA54000201	564	FA54101101
662	FA53912206-300	662	FA53914606-300	654	FA53916606-300	554	FA54000206	564	FA54101106
662	FA53912206-310	662	FA53914606-310	654	FA53916606-310	554	FA54000212	564	FA54101112

Page	Reference	Page	Reference	Page	Reference	Page	Reference	Page	Reference
564	FA54101118	565	FA54110018	526	FA844281101	482	FA9418613106-310	482	FA94831206
564	FA54101130	565	FA54110030	526	FA844281106	482	FA9418613133	482	FA94831206-300
564	FA54101133	565	FA54110033	526	FA844281112	482	FA9418613133-300	482	FA94831206-310
564	FA54101201	565	FA54110201	526	FA844281118	482	FA9418613133-310	482	FA94831233
564	FA54101206	565	FA54110206	526	FA844281130	482	FA941861333	482	FA94831233-300
564	FA54101212	565	FA54110212	526	FA844281133	482	FA941861333-300	482	FA94831233-310
564	FA54101218	565	FA54110218	526	FA844281201	482	FA941861333-310	482	FA94831306
564	FA54101230	565	FA54110230	526	FA844281206	483	FA941871306	482	FA94831306-300
564	FA54101233	565	FA54110233	526	FA844281212	483	FA941871333	482	FA94831306-310
564	FA54101301	494	FA54200201	526	FA844281218	484	FA941881206	482	FA948313106
564	FA54101306	494	FA54200206	526	FA844281230	484	FA941881206-300	482	FA948313106-300
564	FA54101312	494	FA54200212	526	FA844281233	484	FA941881206-310	482	FA948313106-310
564	FA54101318	494	FA54200218	526	FA844281301	484	FA941881233	482	FA948313133
564	FA54101330	494	FA54200230	526	FA844281306	484	FA941881233-300	482	FA948313133-300
564	FA54101333	494	FA54200233	526	FA844281312	484	FA941881233-310	482	FA948313133-310
564	FA54101401	494	FA54200301	526	FA844281318	484	FA941881306	482	FA94831333
564	FA54101406	494	FA54200306	526	FA844281330	484	FA941881306-300	482	FA94831333-300
564	FA54101412	494	FA54200312	526	FA844281333	484	FA941881306-310	482	FA94831333-310
564	FA54101418	494	FA54200318	526	FA844282101	484	FA9418813106	482	FA94851206
564	FA54101430	494	FA54200330	526	FA844282106	484	FA9418813106-300	482	FA94851206-300
564	FA54101433	494	FA54200333	526	FA844282112	484	FA9418813106-310	482	FA94851206-310
562	FA54102301	494	FA54200501	526	FA844282118	484	FA9418813133	482	FA94851233
562	FA54102306	494	FA54200506	526	FA844282130	484	FA9418813133-300	482	FA94851233-300
562	FA54102312	494	FA54200512	526	FA844282133	484	FA9418813133-310	482	FA94851233-310
562	FA54102318	494	FA54200518	526	FA844282201	484	FA941881333	482	FA94851306
562	FA54102330	494	FA54200530	526	FA844282206	484	FA941881333-300	482	FA94851306-300
562	FA54102333	494	FA54200533	526	FA844282212	484	FA941881333-310	482	FA94851306-310
562	FA54102601	494	FA54200601	526	FA844282218	485	FA941891306	482	FA948513106
562	FA54102606	494	FA54200606	526	FA844282230	485	FA941891333	482	FA948513106-300
562	FA54102612	494	FA54200612	526	FA844282233	618	FA942842401	482	FA948513106-310
562	FA54102618	494	FA54200618	526	FA844282301	618	FA942842406	482	FA948513133
562	FA54102630	494	FA54200630	526	FA844282306	618	FA942842412	482	FA948513133-300
562	FA54102633	494	FA54200633	526	FA844282312	618	FA942842418	482	FA948513133-310
563	FA54102801	494	FA54200701	526	FA844282318	618	FA942842430	482	FA94851333
563	FA54102806	494	FA54200706	526	FA844282330	618	FA942842433	482	FA94851333-300
563	FA54102812	494	FA54200712	526	FA844282333	618	FA942851401	482	FA94851333-310
563	FA54102818	494	FA54200718	612	FA8801	618	FA942851406	484	FA94861206
563	FA54102830	494	FA54200730	612	FA8806	618	FA942851412	484	FA94861206-300
563	FA54102833	494	FA54200733	612	FA8812	618	FA942851418	484	FA94861206-310
563	FA54103001	494	FA54200901	612	FA8818	618	FA942851430	484	FA94861233
563	FA54103006	494	FA54200906	612	FA8830	618	FA942851433	484	FA94861233-300
563	FA54103012	494	FA54200912	612	FA8833	616	FA9433	484	FA94861233-310
563	FA54103018	494	FA54200918	617	FA8906	484	FA94801206	484	FA94861306
563	FA54103030	494	FA54200930	617	FA8933	484	FA94801206-300	484	FA94861306-300
563	FA54103033	494	FA54200933	617	FA9006	484	FA94801206-310	484	FA94861306-310
564	FA54103201	584	FA68	617	FA9033	484	FA94801233	484	FA948613106
564	FA54103206	486	FA71	616	FA9306	484	FA94801233-300	484	FA948613106-300
564	FA54103212	486	FA72	616	FA9333	484	FA94801233-310	484	FA948613106-310
564	FA54103218	617	FA7806	616	FA9406	484	FA94801306	484	FA948613133
564	FA54103230	617	FA7833	482	FA941861206	484	FA94801306-300	484	FA948613133-300
564	FA54103233	617	FA7906	482	FA941861206-300	484	FA94801306-310	484	FA948613133-310
564	FA54103401	617	FA7933	482	FA941861206-310	484	FA948013106	484	FA94861333
564	FA54103406	486	FA81	482	FA941861233	484	FA948013106-300	484	FA94861333-300
564	FA54103412	486	FA82	482	FA941861233-300	484	FA948013106-310	484	FA94861333-310
564	FA54103418	526	FA84280001	482	FA941861233-310	484	FA948013133	616	FA9506
564	FA54103430	526	FA84280006	482	FA941861306	484	FA948013133-300	616	FA9533
564	FA54103433	526	FA84280012	482	FA941861306-300	484	FA948013133-310	616	FA9606
565	FA54110001	526	FA84280018	482	FA941861306-310	484	FA94801333	614	FA962821301
565	FA54110006	526	FA84280030	482	FA9418613106	484	FA94801333-300	614	FA962821306
565	FA54110012	526	FA84280033	482	FA9418613106-300	484	FA94801333-310	614	FA962821312

Page	Reference	Page	Reference	Page	Reference	Page	Reference	Page	Reference
614	FA962821318	619	FA972471412-310	619	FA972481330-310	104	RF32288		
614	FA962821330	619	FA972471418	619	FA972481333	104	RF32289		
614	FA962821333	619	FA972471418-300	619	FA972481333-300	104	RF32290		
614	FA962821401	619	FA972471418-310	619	FA972481333-310				
614	FA962821406	619	FA972471430	619	FA972481401				
614	FA962821412	619	FA972471430-300	619	FA972481401-300				
614	FA962821418	619	FA972471430-310	619	FA972481401-310				
614	FA962821430	619	FA972471433	619	FA972481406				
614	FA962821433	619	FA972471433-300	619	FA972481406-300				
614	FA962831301	619	FA972471433-310	619	FA972481406-310				
614	FA962831306	619	FA972472301	619	FA972481412				
614	FA962831312	619	FA972472301-300	619	FA972481412-300				
614	FA962831318	619	FA972472301-310	619	FA972481412-310				
614	FA962831330	619	FA972472306	619	FA972481418				
614	FA962831333	619	FA972472306-300	619	FA972481418-300				
614	FA962831401	619	FA972472306-310	619	FA972481418-310				
614	FA962831406	619	FA972472312	619	FA972481430				
614	FA962831412	619	FA972472312-300	619	FA972481430-300				
614	FA962831418	619	FA972472312-310	619	FA972481430-310				
614	FA962831430	619	FA972472318	619	FA972481433				
614	FA962831433	619	FA972472318-300	619	FA972481433-300				
614	FA962832301	619	FA972472318-310	619	FA972481433-310				
614	FA962832306	619	FA972472330	618	FA972841301				
614	FA962832312	619	FA972472330-300	618	FA972841306				
614	FA962832318	619	FA972472330-310	618	FA972841312				
614	FA962832330	619	FA972472333	618	FA972841318				
614	FA962832333	619	FA972472333-300	618	FA972841330				
614	FA962832401	619	FA972472333-310	618	FA972841333				
614	FA962832406	619	FA972472401	618	FA972841401				
614	FA962832412	619	FA972472401-300	618	FA972841406				
614	FA962832418	619	FA972472401-310	618	FA972841412				
614	FA962832430	619	FA972472406	618	FA972841418				
614	FA962832433	619	FA972472406-300	618	FA972841430				
616	FA9633	619	FA972472406-310	618	FA972841433				
619	FA972471301	619	FA972472412	618	FA972842301				
619	FA972471301-300	619	FA972472412-300	618	FA972842306				
619	FA972471301-310	619	FA972472412-310	618	FA972842312				
619	FA972471306	619	FA972472418	618	FA972842318				
619	FA972471306-300	619	FA972472418-300	618	FA972842330				
619	FA972471306-310	619	FA972472418-310	618	FA972842333				
619	FA972471312	619	FA972472430	618	FA972851301				
619	FA972471312-300	619	FA972472430-300	618	FA972851306				
619	FA972471312-310	619	FA972472430-310	618	FA972851312				
619	FA972471318	619	FA972472433	618	FA972851318				
619	FA972471318-300	619	FA972472433-300	618	FA972851330				
619	FA972471318-310	619	FA972472433-310	618	FA972851333				
619	FA972471330	619	FA972481301	403	FA98				
619	FA972471330-300	619	FA972481301-300	403	FA99				
619	FA972471330-310	619	FA972481301-310	435	RF25746				
619	FA972471333	619	FA972481306	157	RF25747				
619	FA972471333-300	619	FA972481306-300	157	RF25748				
619	FA972471333-310	619	FA972481306-310	191	RF25749				
619	FA972471401	619	FA972481312	263	RF25750				
619	FA972471401-300	619	FA972481312-300	262	RF25752				
619	FA972471401-310	619	FA972481312-310	435	RF25753				
619	FA972471406	619	FA972481318	157	RF25754				
619	FA972471406-300	619	FA972481318-300	157	RF25755				
619	FA972471406-310	619	FA972481318-310	262	RF25756				
619	FA972471412	619	FA972481330	157	RF25757				
619	FA972471412-300	619	FA972481330-300	263	RF26387				

FLOS

OUTDOOR

Pointbreak 16

Pointbreak Bollard
Pointbreak Balisage
Pointbreak Wall
Pointbreak Ceiling



In Vitro 46

In Vitro Bollard
In Vitro Wall
In Vitro Ceiling
In Vitro Suspended
In Vitro Unplugged



Mile 56

Mile Wall
Mile Bollard
Mile Path
Mile Ceiling
Mile Recessed



Captain Flint 90

Captain Flint Wall
Captain Flint Floor



IC Light 98

IC Wall
IC Floor



Caule 106

Caule Floor / Floor Nest
Caule Bollard / Bollard Nest



Flauta 122

Flauta Riga
Flauta Spiga



Lighting In The Rain 132

Romeo C3
KTribe F3
Superarchimoon



Landlord 140

Landlord Spot
Landlord Soft
Landlord Ground



Bellhop 158

Bellhop Wall
Bellhop Bollard
Bellhop Pole



Casting 170

Casting Concrete
Casting C
Casting T

Walkstick / Wallstick 182

Walkstick Pipe
Walkstick
Wallstick



Belvedere 196

Belvedere Clove
Belvedere Spot
Belvedere Wall



Klein Pro 208



Zefiro 218



I - Ron 228



Talia 236



45 246



Real Matter 254



My Way 264



Camouflage 272

Climber 282



Heavy Metal 294

Heavy Metal Spot
Heavy Metal Wall



Marco 316



Fenestra 326



A-Round 334



A-Rise 344



Gobi 368



C-Me 390

C-Me Round
C-Me Square
C-Me Rectangle
C-Me Line



Outgraze 414



Tau 464



Cielo 476



Eclipse 488

Eclipse
Eclipse Mini



Hyperion 498

Hyperion
Hyperion Mini



Platter 508



Emma 520

Emma Wall
Emma Ceiling



Leila 536



Kirk 548



Spock 556



Aimer 568

Aimer
Aimer Aqua



Franco 602

Franco
Franco Pole



Perseo 624

Perseo
Perseo Pole



Dooku 648



Credits 738

Contact Italy
Flos Spa
Via Angelo Faini, 2
25073 Bovezzo (Brescia)
Tel +39 0302438.1
Fax +39 0302438.250
info@flos.com

ARES s.r.l. - Socio Unico
Viale dell'Artigianato, 24
20881 Bernareggio
Monza Brianza, Italy
Tel +39 039 6900892
Fax +39 039 6901855
flos.outdoor@flos.com

Contact Spain
Antares Iluminación S.A.U.
Calle Mallorca, 1
Polígono Industrial Reva 46394
Ribarroja (Valencia)
Tel +34 96 166 95 20
Fax +34 96 166 82 86
flos.architectural@flos.com

Distribution Spain
Antares Iluminación s.A.U.
Calle Mallorca, 1
Polígono Industrial Reva
46394 Ribarroja (Valencia)
Tel +34 96 166 95 20
Fax +34 96 166 82 86
flos.architectural@flos.com

Distribution Belgium And Luxembourg
Flos Belux
M +32 474 739 080
flosbelux@flos.com

Distribution Norway
Drammensveien 120
0277 Oslo - Norway
Tel +47 (0) 2212 86 00
Fax +47 (0) 2212 86 08
info.norge@flos.com

Distribution Sweden
FLOS Sweden
Lützengatan 1
11520 Stockholm - Sweden
Tel +4686604405
info.se@flos.com

Distribution Denmark
FLOS Scandinavia A/S
Kuglegaardsvej 13-17
1434 Copenhagen K - Denmark
Tel +4533886000
info.dk@flos.com

Distribution Amsterdam
Cruquiusweg 109S
1019 AG Amsterdam
The Netherlands
Tel +31 (0) 20 560 50 60
flosnetherlands@flos.com

Distribution France
Flos France
20-22, Passage Dauphine
75006 Paris
Tel +33 (0) 1 40 64 17 44
flos.france@flos.com

Distribution Germany
Flos GmbH
Obermünsterstraße 18
93047 Regensburg,
Germany
Tel +49 941 630837 00
Fax +49 941 630837 60
info@flos-gmbh.de

Distribution United Kingdom
Atrium Ltd.
28 Leonard Street
EC2A 4BY London
Tel +44 (0) 20 7681 9933
Fax +44 (0) 20 7681 9943
flos@atrium.ltd.uk

International Projects
Boccia Giandonato
tel +44(0)20 7681 9933
giandonato.boccia@flos.com

Distribution Japan
Flos Co., Ltd.
PMC Building 9F
1-23-5 Higashiazabu
Minato-Ku Tokyo 104-0044
Tel +81 (0) 3 3582 1468
Fax +81 (0) 3 3582 097
flosjapan@flosjapan.com

Distribution Asia Pacifi
50 Raffles Place, #30-00
Singapore Land Tower
Singapore 048623
Tel +65 90056328
Tel +65 91267780
flosasia@flos.com

Distribution China
Flos Illumination
(Shanghai) Co. Ltd.
Unit 101, Floor 1, Building B9
No. 800 of Chang De road
Jing An District, Shanghai,
200040, China
Tel +86 021 62176187

(South China)
Tel +86 1392 9975 703
alan.wong@flos.com

Distribution Latin America
Flos LatAm
M +52 55 6960 1772
flos.latinoamerica@flos.com

Distribution India
Flos Representative Office
1, Commonwealth Lane
#08-12, 149544 Singapore
Tel +91 9999306667
Fax +65 (0) 6372 7607
flosindia@flos.com

Distribution U.S.A.
Flos USA Inc.
40-20 22nd Street - 3rd Floor
Long Island City, NY 11101
Tel +1 (800) 8414011
info@flosusa.com

Distribution Middle East
Flos Middle East
Dubai Design District
Building 1B, Office 303
P.O.Box number 333025
Dubai, United Arab Emirates
Tel: +971 4 566 0123
Mob: +971 543567356

Distribution Hong Kong
M +852 9307 3713
flosasia@flos.com

Showroom Stockholm
FLOS Sweden
Lützengatan 1
11520 Stockholm
Sweden
Tel +4686604405
info.se@flos.com

Showroom Copenaghen
FLOS Scandinavia A/S
Kuglegaardsvej 13-17
1434 Copenhagen K
Denmark
Tel +4533886000
info.dk@flos.com

Showroom Amsterdam
Cruquiusweg 109Q
1019 AG Amsterdam
The Netherlands
Tel +31 (0) 20 560 50 60
showroom.amsterdam@flos.com

Showroom Oslo
Drammensveien 120
0277 Oslo - Norway
Tel +47 (0) 2212 86 00
Fax +47 (0) 2212 86 08
info.norge@flos.com

Showroom Milano
Corso Monforte, 15
20122 Milano
Tel +39 02 79 84 57
Fax +39 02 89 78 56 41
showroom.milan@flos.com

Showroom Paris
20-22, Passage Dauphine
75006 Paris
Tel +33 (0) 1 40 64 17 44
flos.france@flos.com

Showroom Tokyo
Flos Japan
PMC Building 9F
1-23-5 Higashiazabu
Minato-Ku
Tokyo 104-0044
Tel +81 (0) 3 35 82 14 68
Fax +81 (0) 3 3582 0974
showroom.tokyo@flos.com

Flagship Store Milano
Corso Monforte, 9
20122- Milano
Tel +39 02 37011080
Fax +39 02 780833
shop.milan@flos.com

Flagship Store Roma
Via del Babuino, 85
00187 - Roma
Tel +39 06 3207631
Fax +39 06 3207690
flosroma@flos.com

Flagship Store New York
135 Madison Ave
New York, NY 10016
Tel +1 212 941 4760
Fax +1 212 941 4763
info@flosusa.com

Flagship Store Paris
15, Rue de Bourgogne
75007- Paris
Tel +33 (0) 1 53 85 49 93
Fax +33 (0) 1 53 85 49 99
flosparis@flos.com

Flagship Store LYON
17 Rue Jarente
69002 - Lyon
Tel +33 478621301
Fax +33 478622119
floslyon@flos.com

Flagship Store Stockholm
FLOS Sverige
Lützengatan 1
11520 Stockholm
Sweden
Tel +46086604405
info.se@flos.com

Art Direction and Graphic Design
Apartamento Studios

Art Photography
Nicholas Alan Cope

In-Place Photography
Tommaso Sartori

Still Life Photography
Piero Fasanotto

Layout
Flos Architectural Team

Printed
Graficart srl - Treviso (IT)

Edition
January 2022
Copyright © Flos 2022
All Rights Reserved

Acknowledgements
Arch. Ricardo Bofill
Mrs Natalia Chiner
Mrs Celia Lescouet
Apulia Exclusive Houses

99006594

Da unsere Welt in ständigem Fortschritt steht, stehen technische Verbesserungen in unserem Geschäft an der Tagesordnung.

Das Ziel von Flos ist es, die zuverlässigste verfügbare Technologie anzubieten, wobei unsere Produkte ständig überdacht und verbessert werden, sobald technologische Fortschritte Vorteile für unsere Partner und Kunden bringen.

Diese Philosophie bedeutet, dass unser technischer Katalog und die Produktdatenblätter auch in ständiger Entwicklung stehen, die Updates und ständige Überprüfungen erfordern.

Wenn Sie daher technische Details und die neuesten Produktinformationen benötigen, suchen Sie bitte den Produktabschnitt unserer offiziellen Webseite Flos.com durch: die Webseite wird täglich aktualisiert und dort finden sie die neuesten Produktdetails, alle verfügbaren Teilenummern und alle Produktdokumente, die für einen sofortigen Download verfügbar sind.

www.flos.com

As our world is in constant evolution, technical upgrades happens every day in our business.

Flos aim is to offer always the best reliable technology available, constantly reviewing our products and upgrading them as soon as technologic evolutions offers benefits for our partners and clients.

This philosophy means that our technical catalogue and product data sheets also are in constant evolution, requiring upgrades and constants reviewing.

Thus, when you need technical details and the most recent product information, please browse the product section of our Flos.com official website: it is updated daily, and there you'll find the latest product details, all available part numbers, all product documents available for immediate download.

www.flos.com





FLOS.COM