

Residential

ENGLISH

Outdoor Lighting

FLOS

Outdoor

FLOS

Outdoor

This guide has been created to inspire and support the design of exterior lighting around the home. Beyond technical choices, outdoor lighting is an opportunity to transform spaces, reveal architecture, and craft atmosphere after sunset. In the following pages, practical advice meets design inspiration —offering a clear, curated path through the essential areas of outdoor illumination, from entryways to gardens and terraces.

IN VITRO by Philippe Stark

CONTENTS

RESIDENTIAL

8. Entryways
16. Pathways and Steps
22. Wall and Façades
30. Gardens and Landscaping
40. Terraces and Patios

PRODUCT SELECCTION

48. Bellhop
54. Camouflage
60. Captain Flint
66. Casting
70. Caule
76. Flauta
80. Gobi
86. Hyperion
90. IC Lights
94. In Vitro
100. Landlord
108. Last Order
110. MayDay
112. Mile
118. My Way
122. Pointbreak
128. Real Matter
132. Wallstick / Walkstick

MATERIALS AND FINISHES

Entryways



IC LIGHTS by Michael Anastassiades



1

The entrance to a home is far more than a functional threshold: it is the beginning of an experience.

Here, light shapes the first impression through discreet solutions such as **Real Matter** and **Mile**, bringing clarity and definition with subtlety. **In Vitro** reinterprets the traditional lantern through a contemporary lens, while **Flauta** and **IC Lights Outdoor** add texture, warmth, and a human scale. Completing the composition, **Pointbreak**, by Piero Lissoni, guides arrival with a serene presence and a balanced visual rhythm.



2

1. **FLAUTA** by Patricia Urquiola
2. **IN VITRO** CEILING by Philippe Stark

MY WAY by Piero Lissoni



1



2

1. POINTBREAK WALL by Piero Lissoni
2. POINTBREAK CEILING by Piero Lissoni

Pathways and Steps

MY WAY by Piero Lissoni



As movement unfolds along pathways and steps, lighting becomes a choreography of safety and intention.

The precise glow of **Real Matter** clearly defines edges and treads, while **My Way** integrates discreetly into the architecture to guide circulation. Beyond the route, **Casting** and **Wallstick** add depth and orientation through carefully directed accents of light. Completing the composition, **Camouflage** enriches the landscape with an intuitive and almost imperceptible sense of direction.



CASTING by Vincent Van Duysen



1



2



3

1. **CASTING** by Vincent Van Duysen
2. **WALLSTICK** by Antonio Citterio
3. **CAMOUFLAGE** by Piero Lissoni

Walls and Façades

CLIMBER by Piero Lissoni



1

As night falls, the home's façades reveal their identity through light.

With a precise and restrained composition, **Climber** enhances lines, textures, and proportions, while **In Vitro** brings a welcoming lantern-inspired presence. **Mile** emphasizes verticality with defined beams, and **IC Light** introduces an elegant sculptural effect from ground level. Discreetly integrated, **Bellhop** and **Camouflage** establish a subtle dialogue between light and architecture, enriching surfaces with delicate grazing effects that highlight the materiality of the whole ensemble.



2

1. IC LIGHTS WALL by Michael Anastassiades
2. IN VITRO WALL by Philippe Starck



BELLHOP by Edward Barber and Jay Osgerby



1



2

1. CAMOUFLAGE by Piero Lissoni
2. MILE by Antonio Citterio

Gardens and Landscaping

CASTING by Vincent Van Duysen



CAULE FLOOR by Patricia Urquiola

In the garden, light accompanies nature with a subtle presence, respecting both darkness and the surrounding environment.

The versatility of **Landlord Spot** reveals the structure of trees, hedges, and plant forms, while **Caule** and **Captain Flint Bollard** integrate discreetly among the vegetation to define pathways and bring scale to the landscape. **Casting** and **Bellhop** complete the composition, naturally guiding movement while providing orientation and visual comfort through a warm, precise, and restrained light.



BELLHOP by Edward Barber and Jay Osgerby



1



1. LANDLORD TREE STRAP by Piero Lissoni

CAPTAIN FLINT BOLLARD by Michael Anastassiades

Terraces and Patios

CAULE FLOOR by Patricia Urquiola



Outdoor lighting creates a contemporary and relaxed atmosphere, where light integrates naturally into the landscape.

Caule brings an organic presence that defines the space with balance and subtlety, while **Mayday Outdoor**, **Last Order**, and **Bellhop** add flexibility, warmth, and precision to accompany different moments outdoors. Completing the composition, **Captain Flint** guides movement and gatherings with a welcoming directional light, creating an environment that invites long evenings spent outside.



1. **CAPTAIN FLINT** by Michael Anastassiades
2. **BELLHOP** by Edward Barber and Jay Osgerby



LAST ORDER by Michael Anastassiades





MAYDAY by Konstantin Grcic

Product Selection



Bellhop

Designed by Edward Barber and Jay Osgerby

Conceived by the duo Barber & Osgerby as a portable and rechargeable table lamp for the London Design Museum, the Bellhop family has expanded through the years. The simple archetype has been adapted to a series of lamps including outdoor wall and bollard models.

Materials: aluminum (painted versions), stainless steel (matte stainless steel version)
Power: 8W
Initial Lumens: from 551 lm to 580 lm - 2700K / 3000K - CRI 80 - IP65 Wall - IP66 Bollard
Finishes: White, Grey, Forest Green, Deep Brown, Black, Anthracite, Matt Stainless Steel



Radial

Flood

01 White



06 Grey



12 Forest Green



18 Deep Brown



30 Black



33 Anthracite



56 Matt Stainless Steel

BELLHOP WALL



Power LED
8W

BELLHOP BOLLARD



Power LED
8W

Discover Bellhop

How to specify

F	0	0	3	C	2	1	A	0	1	8
Part Number									Finish	

Bellhop Wall



100-240V power supply integrated. Direct wall installation.
Each luminaire is equipped with 200 mm lenght cable for connection inside the luminaire body.
Reccomended connection wit a 2 way terminal block 4 poles IP68 H2O Stop, to be ordered separately.

Bellhop Wall

Part Number	CCT*	Watts	Delivered Lumens	Control	CRI	Finish
F003C21A0	2700	8	551	Non Dimmable	80	**01** White
						06 Grey
						12 Forest Green
						18 Deep Brown
F003C31A0	3000		580			**30** Black
						33 Anthracite
						56 Matt Stainless Steel
F003C21B0	2700	8	551	1-10V	80	**01** White
						06 Grey
						12 Forest Green
						18 Deep Brown
F003C31B0	3000		580			**30** Black
						33 Anthracite
						56 Matt Stainless Steel
F003C21D0	2700	8	551	Dali	80	**01** White
						06 Grey
						12 Forest Green
						18 Deep Brown
F003C31D0	3000		580			**30** Black
						33 Anthracite
						56 Matt Stainless Steel

*2200K available on request

Bellhop Accessories

Part Number		Description
Bellhop Bollard Ø125 **F003Z010000**		Base plate with bolt.
F990E00A000		Surge protection device. 275Vac. Maximum discharge current 10KA (8/20us). Maximum operating current 5A. Suitable for series connection. IP66.
F990C00A000		Système de jonction IP68 H2O Stop anti-condensation à 2 voies 4 pôles. (Ø5,5÷12mm câble).



Bellhop Bollard

100-240V power supply included. Ready for installation on solid surface.
Each luminaire is equipped with 200 mm cable for connection inside the luminaire body. Reccomended connection wit a 2 way terminal block 4 poles IP68 H2O Stop, to be ordered separately. Anchor plate for installation on a concrete floor to be poured; the concrete plinth must be ordered separately.

Bellhop Bollard 380

Part Number	CCT*	Watts	Delivered Lumens	Control	CRI	Finish
F003A21A0	2700	8	551	Non Dimmable	80	**01** White
						06 Grey
						12 Forest Green
						18 Deep Brown
F003A31A0	3000		580			**30** Black
						33 Anthracite
						56 Matt Stainless Steel
F003A21B0	2700	8	551	1-10V	80	**01** White
						06 Grey
						12 Forest Green
						18 Deep Brown
F003A31B0	3000		580			**30** Black
						33 Anthracite
						56 Matt Stainless Steel
F003A21D0	2700	8	551	Dali	80	**01** White
						06 Grey
						12 Forest Green
						18 Deep Brown
F003A31D0	3000		580			**30** Black
						33 Anthracite
						56 Matt Stainless Steel

Bellhop Bollard 850

Part Number	CCT*	Watts	Delivered Lumens	Control	CRI	Finish
F003B21A0	2700	8	551	Non Dimmable	80	**01** White
						06 Grey
						12 Forest Green
						18 Deep Brown
F003B31A0	3000		580			**30** Black
						33 Anthracite
						56 Matt Stainless Steel
F003B21B0	2700	8	551	1-10V	80	**01** White
						06 Grey
						12 Forest Green
						18 Deep Brown
F003B31B0	3000		580			**30** Black
						33 Anthracite
						56 Matt Stainless Steel
F003B21D0	2700	8	551	Dali	80	**01** White
						06 Grey
						12 Forest Green
						18 Deep Brown
F003B31D0	3000		580			**30** Black
						33 Anthracite
						56 Matt Stainless Steel

*2200K available on request



Camouflage

Designed by Piero Lissoni

Switch off the light and, as if by magic, the lamp disappears. Switch it on and, again as if by magic, all you see is the light itself. Is it a lamp or a chameleon?

Materials: aluminum, transparent polycarbonate, stone, reinforced concrete
Power: from 8W to 12W
Initial Lumen: from 474 lm to 898 lm - 2700K / 3000K - CRI 80 - IP65
Finishes: Primer, White, Grey, Forest Green, Deep Brown, Black, Anthracite, Basaltina Stone, Concrete, Crema d'Orcia Stone



Radial



00 Primer
01 White
06 Grey
12 Forest Green
18 Deep Brown
30 Black
33 Anthracite
87 Basaltina Stone
89 Concrete
90 Crema d'Orcia Stone

CAMOUFLAGE 140



Power LED
8W

CAMOUFLAGE 240



Power LED
12W

*Concrete, crema d'orcia, basaltina:
Camouflage 140 H = 35mm / Camouflage 240 H = 48 mm.

Discover
Camouflage

How to specify

F	1	3	1	0	0	0	6
Part Number						Finish	



Camouflage 140

24V remote power supply to be ordered separately. Includes power cable of 100 mm. The power supply can be installed remotely (installation box not required) or housed at the back of the luminaire in the optional installation box.

Camouflage 140

Part Number	CCT	Watts	Delivered Lumens	Control	CRI	Finish
F13100	2700	8	474	• 1-10V: RF25750 • Dali: FR26387.A	80	○ **00** Primer **01** White **06** Grey **12** Forest Green **18** Deep Brown **30** Black **33** Anthracite **87** Basaltina Stone **89** Concrete **90** Crema d'Orcia Stone
F13110	3000	8	551	• 1-10V: RF25750 • Dali: FR26387.A	80	○ **00** Primer **01** White **06** Grey **12** Forest Green **18** Deep Brown **30** Black **33** Anthracite **87** Basaltina Stone **89** Concrete **90** Crema d'Orcia Stone

Camouflage Accessories

Part Number		Description
Camouflage 140 **F1318000**		Box for installation.

Camouflage Drivers

Part Number		Maximum number of luminaires per power supply.		Description
RF25748		Maximum number of luminaires per power supply. (220÷240 V). These data must be checked taking into account the specific installation conditions.	1	Power Supply dual function C.V. Vout 24Vdc 8W, Vin 220÷240V C.C. Iout 350mA: 8W, Vin 220÷240V IP 65 Class II Selv. NON Dimmable It can be housed in installation box F1318000.
RF25747			1	Power supply 24V 10W /110-240V IP20 Class II selv.
RF25752			2	Power supply for remote installation 24Vdc 20W / 220-240V IP67 Class II selv.
F990B23AZ00			3	Power supply 24Vdc 35W / 120-270V IP67 Class II selv.
F990B28A000			5	Power supply for remote installation 24Vdc 50W / 220-240V IP67 Class I selv.
F990B27A000			7	Power supply for remote installation 24Vdc 70W / 220-240V IP67 Class I selv.
F990B29A000			9	Power supply for remote installation 24Vdc 100W / 220-240V IP67 Class I selv.
RF25750			2	Dimmable 1-10V Power supply for remote installation 24Vdc 17W / 110-240V (15W@110V) IP20 Class II selv.
RF26387.A			2	Dimmable Dali Power supply for remote installation 24Vdc 20W / 110-240Vdc (15W@110V) IP67 Class II selv.

How to specify

F	1	3	1	5	0	0	6	-	3	1	0
Part Number						Finish			Control		



Camouflage 240

Integrated 220/240V power supply. Supplied with a 1000 mm lenght outgoing neoprene cable. Version 110V upon request.

Camouflage 240

Part Number	CCT	Watts	Delivered Lumens	Control	CRI	Finish	Control Variant
F13150	2700	12	773	Non Dimmable	80	**00** Primer	
						01 White	
						06 Grey	
						12 Forest Green	
						18 Deep Brown	
						30 Black	
						33 Anthracite	
F13160	3000		898			**87** Basaltina Stone	
						89 Concrete	
						90 Crema d'Orcia Stone	
F13150	2700	12	773	1-10V	80	**00** Primer	**310**
						01 White	**310**
						06 Grey	**310**
						12 Forest Green	**310**
						18 Deep Brown	**310**
						30 Black	**310**
						33 Anthracite	**310**
F13160	3000		898			**87** Basaltina Stone	**310**
						89 Concrete	**310**
						90 Crema d'Orcia Stone	**310**
F13150	2700	12	773	Dali	80	**00** Primer	**300**
						01 White	**300**
						06 Grey	**300**
						12 Forest Green	**300**
						18 Deep Brown	**300**
						30 Black	**300**
						33 Anthracite	**300**
F13160	3000		898			**87** Basaltina Stone	**300**
						89 Concrete	**300**
						90 Crema d'Orcia Stone	**300**

Camouflage Accessories

Part Number		Description
Camouflage 240 **F990E00A000**		Surge protection device. 275Vac. Maximum discharge current 10KA (8/20us). Maximum operating current 5A. Suitable for series connection. IP66.

Camouflage - Installation on Wall

Option 1
Surface installation

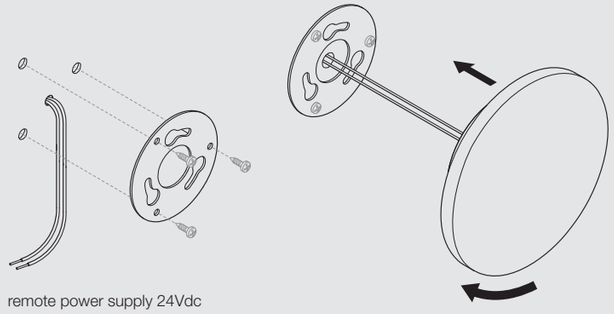

remote power supply 24Vdc

Option 2
Recessed box installation

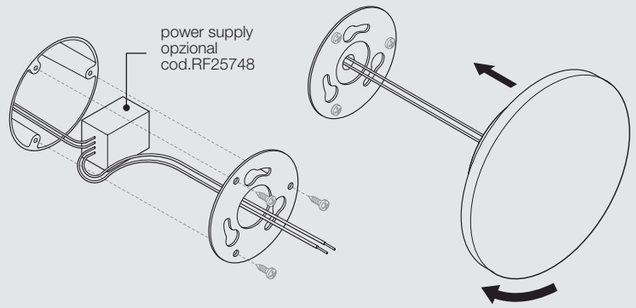

flush with the installation surface
instalation box cod.F1318000



Captain Flint

Designed by Michael Anastassiades

Michael Anastassiades wanted to design a light that had a dual purpose. To be an up-lighter illuminating the space with enough ambient lighting, while at the same time to be rotated and directed down, sort of a dim reading companion. The notion of balance is prominent in this fixture, an essential design drawing from the juxtaposition of diverse materials.

Materials: stone, brushed stainless steel, opal polycarbonate
Power: from 9,5W to 11W
Initial Lumens: from 629 lm to 694 lm - 2700K / 3000K - CRI 80 - IP65
Finishes: Deep Brown/Travertino Imperiale, Black/Black Lava, Burgundy Red/Black Lava, Brushed Stainless Steel/Occhio di Pernice, Brass Finish/Grey Lava



Flood



18 Deep Brown



30 Black



37 Burgundy Red



55 Brushed Stainless Steel



59 Brass Finish

Captain Flint Outdoor Floor - Stone bases



18 Deep Brown/
Travertino Imperiale



30 Black/
Black Lava



37 Burgundy Red/
Black Lava



55 Brushed Stainless Steel/
Occhio di Pernice



59 Brass Finish/
Grey Lava

CAPTAIN FLINT OUTDOOR
FLOOR



CoB LED
11W

CAPTAIN FLINT OUTDOOR
WALL



CoB LED
9,5W

CAPTAIN FLINT OUTDOOR
BOLLARD

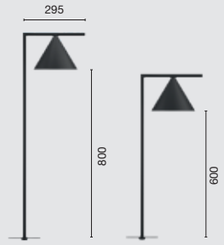

CoB LED
9,5W

Discover
Captain Flint

How to specify

F 0 1 1 A 2 1 F 0 | 1 8 | A

Part Number | Finish | Variant



Captain Flint Floor

LED bulb included. 5-m cable with Schuko IP44 plug suitable for outdoor use. Backlit floor dimmer switch on the IP65 cable enables ON/OFF function and brightness regulation 30-100%.

Captain Flint Floor

Part Number	CCT*	Watts	Delivered Lumens	Control	CRI	Finish	Variant
F011A21F0	2700	11	669	Dimmable	80	**18** Deep Brown	**A**
						30 Black	**A**
						37 Burgundy Red	**A**
F011A31F0	3000		694			**55** Brushed Stainless Steel	**A**
						59 Brass Finish	**A**

*2200K available on request

How to specify

F 0 1 1 W 2 0 A 0 | 1 8

Part Number | Finish



Captain Flint Wall

Luminaire for wall-mounting with diffuse light emission and fixed head. LED light source included.Integrated 220-240V ON/OFF or 1-10V /DALI dimmable electrical power. Connection is quickly ensured in the rose with the plug & play electrical connection and the IP68 connector included. Clamp bracket included.

Captain Flint Wall

Part Number	CCT*	Watts	Delivered Lumens	Control	CRI	Finish
F011W20A0	2700	9,5	629	Non Dimmable	80	**18** Deep Brown
						30 Black
						37 Burgundy Red
F011W30A0	3000		652			**55** Brushed Stainless Steel
						59 Brass Finish
F011W20B0	2700	9,5	629	1-10V	80	**18** Deep Brown
						30 Black
						37 Burgundy Red
F011W30B0	3000		652			**55** Brushed Stainless Steel
						59 Brass Finish
F011W20D0	2700	9,5	629	Dali	80	**18** Deep Brown
						30 Black
						37 Burgundy Red
F011W30D0	3000		652			**55** Brushed Stainless Steel
						59 Brass Finish

*2200K available on request

How to specify

F	0	1	1	D	2	0	A	0	1	8
Part Number									Finish	



Captain Flint Bollard

Integrated ON/OFF or dimmable 220-240V power supply. For mains connection, the light source is equipped with watertight cable. Box for ground or cobblestone installations requiring concrete plinth is available upon request.

Captain Flint B1

Part Number	CCT*	Watts	Delivered Lumens	Control	CRI	Finish
F011D20A0	2700	9,5	629	Non Dimmable	80	**18** Deep Brown
						30 Black
						37 Burgundy Red
F011D30A0	3000		652			**55** Brushed Stainless Steel
						59 Brass Finish
F011D20B0	2700	9,5	629	1-10V	80	**18** Deep Brown
						30 Black
						37 Burgundy Red
F011D30B0	3000		652			**55** Brushed Stainless Steel
						59 Brass Finish
F011D20D0	2700	9,5	629	Dali	80	**18** Deep Brown
						30 Black
						37 Burgundy Red
F011D30D0	3000		652			**55** Brushed Stainless Steel
						59 Brass Finish

Captain Flint B2

Part Number	CCT*	Watts	Delivered Lumens	Control	CRI	Finish
F011E20A0	2700	9,5	629	Non Dimmable	80	**18** Deep Brown
						30 Black
						37 Burgundy Red
F011E30A0	3000		652			**55** Brushed Stainless Steel
						59 Brass Finish
F011E20B0	2700	9,5	629	1-10V	80	**18** Deep Brown
						30 Black
						37 Burgundy Red
F011E30B0	3000		652			**55** Brushed Stainless Steel
						59 Brass Finish
F011E20D0	2700	9,5	629	Dali	80	**18** Deep Brown
						30 Black
						37 Burgundy Red
F011E30D0	3000		652			**55** Brushed Stainless Steel
						59 Brass Finish

*2200K available on request

Captain Flint Bollard Accessories

Part Number		Description
F990E00A000		Surge protection device. 275Vac. Maximum discharge current 10KA (8/20us). Maximum operating current 5A. Suitable for series connection. IP66.
F990C00A000		2 way terminal block 4 poles IP68 H2O Stop.
F018Z000000		Box for ground installation.



Casting

Designed by Vincent Van Duysen

Whenever architects are asked to be involved in landscaping and outdoor, the answer is pertinent: they create architecture, hence Casting.

Materials: aluminum, textured glass
Power: from 7W to 12W
Initial Lumens: from 272 lm to 590 lm - 2700K / 3000K - CRI 80 - IP65
Finishes: White, Grey, Forest Green, Deep Brown, Black, Anthracite



Asymmetric



01 White | 06 Grey | 12 Forest Green | 18 Deep Brown | 30 Black | 33 Anthracite

CASTINC C



Power LED
7W

CASTING T

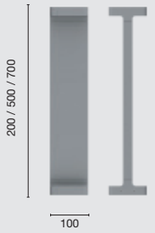

Power LED
12W

Discover Casting

How to specify

F	1	2	1	0	0	1	8
Part Number						Finish	

Casting C



The design of the C shape casts a clear frame in every background. Its form clearly reveals the intent of the desired light direction. 110/240V power supply integrated. Anchor plate for installation on a concrete floor to be poured; the concrete plinth must be ordered separately.

Casting C 100

Part Number	CCT*	Watts	Delivery Lumens	Height	Control	CRI	Finish
F12100	2700	7	272	200	Non Dimmable	80	**01** White **06** Grey **12** Forest Green **18** Deep Brown **30** Black **33** Anthracite
F12110	3000		295				
F12130	2700		272	500			
F12140	3000		295				
F12160	2700		272	700			
F12170	3000		295				

*2200K available on request

Casting T



The design of the T shape casts a clear frame in every background. Its form clearly reveals the intent of the desired light direction. 110/240V power supply integrated. Anchor plate for installation on a concrete floor to be poured; the concrete plinth must be ordered separately.

Casting T 100

Part Number	CCT*	Watts	Delivery Lumens	Height	Control	CRI	Finish
F12500	2700	12	544	200	Non Dimmable	80	**01** White **06** Grey **12** Forest Green **18** Deep Brown **30** Black **33** Anthracite
F12510	3000		590				
F12530	2700		544	500			
F12540	3000		590				
F12560	2700		544	700			
F12570	3000		590				

*2200K available on request

Casting Accessories

Part Number		Description
F990E00A000		Surge protection device. 275Vac. Maximum discharge current 10KA (8/20us). Maximum operating current 5A. Suitable for series connection. IP66.
F990C010000		3/4 way terminal block 4 poles IP68 H2O Stop. (ø5,5÷12mm cable).
F1208000		Base plate with bolt.



Caule

Designed by Patricia Urquiola

«Caule is an outdoor collection with simple understated lines yet strong style identity. Copying the botanical structure of a flower, the collection features a real flexible slender stem, almost a natural element, a subtle addition to any outdoor setting.»

Materials: stainless steel, painted
Power: 5W
Initial Lumens: from 124 lm to 303 lm - 2700K / 3000K - CRI 80 - IP66
Finishes: White, Grey, Forest Green, Deep Brown, Black, Anthracite



CAULE FLOOR

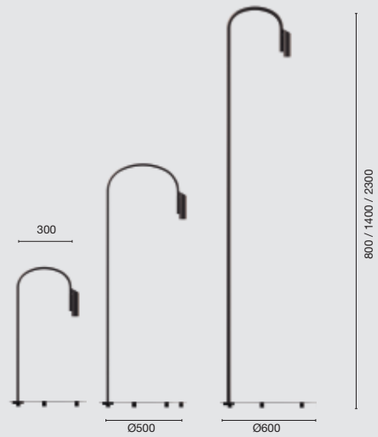

Power LED
5W

CAULE FLOOR NEST

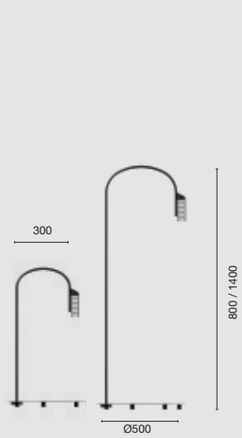

Power LED
5W

CAULE BOLLARD

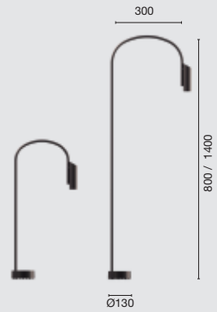

Power LED
5W

CAULE BOLLARD NEST



Power LED
5W

Discover Caule

How to specify

F 0 1 6 M 2 1 K 0 | 1 8 . A

Part Number | Finish | Variant



Caule Floor

LED light source included. Integrated 220-240V 50-60 Hz electrical power. Cable suitable for outdoors, 5-m long with Schuko IP44 plug. IP65 backlit pedal dimmer switch on the cable for easy ON/OFF and to adjust the amount of light.

Caule Floor 1

Part Number	CCT*	Watts	Delivered Lumens	Height	Control	CRI	Finish	Variant
F016M21K0	2700	5	282	800	• Dimmable • Casambi function on demand.	80	**01** White **06** Grey **12** Forest Green **18** Deep Brown **30** Black **33** Anthracite	**A**
F016M31K0	3000		303					

Caule Floor 3

Part Number	CCT*	Watts	Delivered Lumens	Height	Control	CRI	Finish	Variant
F016M23K0	2700	5	282	1400	• Dimmable • Casambi function on demand.	80	**01** White **06** Grey **12** Forest Green **18** Deep Brown **30** Black **33** Anthracite	**A**
F016M33K0	3000		303					

Caule Floor 4

Part Number	CCT*	Watts	Delivered Lumens	Height	Control	CRI	Finish	Variant
F016M24K0	2700	5	245	2300	• Dimmable • Casambi function on demand.	80	**01** White **06** Grey **12** Forest Green **18** Deep Brown **30** Black **33** Anthracite	**A**
F016M34K0	3000		263					

*2200K available on request

F 0 1 6 N 2 1 K 0 | 1 8 . A

Part Number | Finish | Variant



Caule Floor Nest

LED light source included. Integrated 220-240V 50-60 Hz electrical power. Cable suitable for outdoors, 5-m long with Schuko IP44 plug. IP65 backlit pedal dimmer switch on the cable for easy ON/OFF and to adjust the amount of light.

Caule Floor Nest 1

Part Number	CCT*	Watts	Delivered Lumens	Height	Control	CRI	Finish	Variant
F016N21K0	2700	5	124	800	• Dimmable • Casambi function on demand.	80	**01** White **06** Grey **12** Forest Green **18** Deep Brown **30** Black **33** Anthracite	**A**
F016N31K0	3000		137					

Caule Floor Nest 3

Part Number	CCT*	Watts	Delivered Lumens	Height	Control	CRI	Finish	Variant
F016N23K0	2700	5	124	1400	• Dimmable • Casambi function on demand.	80	**01** White **06** Grey **12** Forest Green **18** Deep Brown **30** Black **33** Anthracite	**A**
F016N33K0	3000		137					

*2200K available on request

How to specify

F 0 1 6 A 2 1 A 0 | 1 8

Part Number | Finish



Caule Bollard

LED light source included. Integrated 220-240V ON/OFF or dimmable electrical power. The device may be installed on any flooring with anchors. Box for installation on flooring laid over concrete sold separately.

Caule Bollard 1

Part Number	CCT*	Watts	Delivered Lumens	Height	Control	CRI	Finish
F016A21A0	2700	5	282	800	Non Dimmable	80	**01** White **06** Grey **12** Forest Green **18** Deep Brown **30** Black **33** Anthracite
F016A31A0	3000		303				
F016A21B0	2700		282		1-10V		
F016A31B0	3000		303				
F016A21D0	2700		282		Dali		
F016A31D0	3000		303				

Caule Bollard 3

Part Number	CCT*	Watts	Delivered Lumens	Height	Control	CRI	Finish
F016A23A0	2700	5	282	1400	Non Dimmable	80	**01** White **06** Grey **12** Forest Green **18** Deep Brown **30** Black **33** Anthracite
F016A33A0	3000		303				
F016A23B0	2700		282		1-10V		
F016A33B0	3000		303				
F016A23D0	2700		282		Dali		
F016A33D0	3000		303				

*2200K available on request

Caule Bollard Accessories

Part Number		Description
F990E00A000		Surge protection device. 275Vac. Maximum discharge current 10KA (8/20us). Maximum operating current 5A. Suitable for series connection. IP66.
F016Z000000		Box for ground installation.

How to specify

F 0 1 6 B 2 1 A 0 | 1 8

Part Number | Finish



Caule Bollard Nest

LED light source included. Integrated 220-240V ON/OFF or dimmable electrical power. The device may be installed on any flooring with anchors. Box for installation on flooring laid over concrete sold separately.

Caule Bollard Nest 1

Part Number	CCT*	Watts	Delivered Lumens	Height	Control	CRI	Finish
F016B21A0	2700	5	124	800	Non Dimmable	80	**01** White **06** Grey **12** Forest Green **18** Deep Brown **30** Black **33** Anthracite
F016B31A0	3000		137				
F016B21B0	2700		124		1-10V		
F016B31B0	3000		137				
F016B21D0	2700		124		Dali		
F016B31D0	3000		137				

Caule Bollard Nest 3

Part Number	CCT*	Watts	Delivered Lumens	Height	Control	CRI	Finish
F016B23A0	2700	5	124	1400	Non Dimmable	80	**01** White **06** Grey **12** Forest Green **18** Deep Brown **30** Black **33** Anthracite
F016B33A0	3000		137				
F016B23B0	2700		124		1-10V		
F016B33B0	3000		137				
F016B23D0	2700		124		Dali		
F016B33D0	3000		137				

*2200K available on request

Caule Bollard Accessories

Part Number		Description
F990E00A000		Surge protection device. 275Vac. Maximum discharge current 10KA (8/20us). Maximum operating current 5A. Suitable for series connection. IP66.
F016Z000000		Box for ground installation.



Flauta

Designed by Patricia Urquiola

«The Flauta collection meets a desire for creation of a ductile, changing project, ideal for contract environments and rooms in the home. Inspired by the pure shapes of organs and flutes, the spotlights in this collection stand out thanks to a small circular reflector that captures and reverberates the light emitted. The cylindrical body of Flauta comes in three different shapes and is further enhanced by two relief textures that combine with the available colours to give more personalisation options.»

Materials: anodized aluminum
Power: 12W
Initial Lumens: from 2x347 lm to 2x372 lm - 2700K / 3000K - CRI 80 - IP65
Finishes: White, Grey, Forest Green, Deep Brown, Black, Anthracite



Spot



01 White | 06 Grey | 12 Forest Green | 18 Deep Brown | 30 Black | 33 Anthracite

FLAUTA RIGA

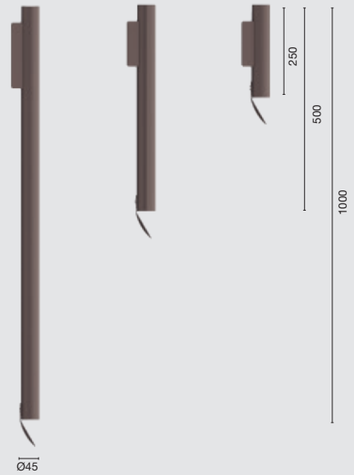

Power LED
12W

FLAUTA SPIGA



Power LED
12W

Discover Flauta

How to specify

F 0 1 9 A 2 1 D 0 | 1 8

Part Number | Finish



Flauta Riga

LED light source included. Integrated 220-240V electrical power with DALI dimmer. Comes with deflector for optional installation on the upper or lower head.

Flauta Riga 1

Part Number	CCT*	Watts	Delivered Lumens	Height	Control	CRI	Finish
F019A21D0	2700	12	2x347	225	• Dimmable Dali • Casambi function on demand.	80	**01** White **06** Grey **12** Forest Green **18** Deep Brown **30** Black **33** Anthracite
F019A31D0	3000		2x372				

Flauta Riga 2

Part Number	CCT*	Watts	Delivered Lumens	Height	Control	CRI	Finish
F019A22D0	2700	12	2x347	500	• Dimmable Dali • Casambi function on demand.	80	**01** White **06** Grey **12** Forest Green **18** Deep Brown **30** Black **33** Anthracite
F019A32D0	3000		2x372				

Flauta Riga 3

Part Number	CCT*	Watts	Delivered Lumens	Height	Control	CRI	Finish
F019A23D0	2700	12	2x347	1000	• Dimmable Dali • Casambi function on demand.	80	**01** White **06** Grey **12** Forest Green **18** Deep Brown **30** Black **33** Anthracite
F019A33D0	3000		2x372				

*2200K available on request

Riga Version



How to specify

F 0 1 9 B 2 1 D 0 | 1 8

Part Number | Finish



Flauta Spiga

LED light source included. Integrated 220-240V electrical power with DALI dimmer. Comes with deflector for optional installation on the upper or lower head.

Flauta Spiga 1

Part Number	CCT*	Watts	Delivered Lumens	Height	Control	CRI	Finish
F019B21D0	2700	12	2x347	225	• Dimmable Dali • Casambi function on demand.	80	**01** White **06** Grey **12** Forest Green **18** Deep Brown **30** Black **33** Anthracite
F019B31D0	3000		2x372				

Flauta Spiga 2

Part Number	CCT*	Watts	Delivered Lumens	Height	Control	CRI	Finish
F019B22D0	2700	12	2x347	500	• Dimmable Dali • Casambi function on demand.	80	**01** White **06** Grey **12** Forest Green **18** Deep Brown **30** Black **33** Anthracite
F019B32D0	3000		2x372				

Flauta Spiga 3

Part Number	CCT*	Watts	Delivered Lumens	Height	Control	CRI	Finish
F019B23D0	2700	12	2x347	1000	• Dimmable Dali • Casambi function on demand.	80	**01** White **06** Grey **12** Forest Green **18** Deep Brown **30** Black **33** Anthracite
F019B33D0	3000		2x372				

*2200K available on request

Spiga Version





Gobi

Designed by FLOS Outdoor

Needless to say, the name hints at the shape of the eponymous outdoor collection made of round recessed luminaires to install on wall, ceiling, or ground. Minimal design yet extremely functional and versatile.

Materials: anodized aluminum and stainless steel ring, polycarbonate diffuser
Power: from 2,3W to 3,4W
Initial Lumens: from 10 lm to 4x16 lm - 2700K / 3000K - CRI 80 - IP66/67
Finishes: White, Grey, Forest Green, Deep Brown, Black, Anthracite, Matt Stainless Steel



GOBI 65



Power LED
3,4W

GOBI 65 WALL PATH



Power LED
3,4W

GOBI 49



Power LED
2,3W

GOBI 49 WALL PATH



Power LED
2,3W

Discover Gobi

How to specify

F	A	5	1	8	2	4	2	0	6
Part Number								Finish	

Gobi 65



LED source included. 24V dc remote electric power supply to be ordered separately. Requires a junction box to be ordered separately. The luminaire is equipped with a protruding, 200 mm cable with an integrated H2O STOP connection system and a wiring kit with crimp connectors and adhesive heat-shrink tubing guaranteeing the water tightness of the connection. Adjustable light intensity version available upon request.

Gobi 65

Part Number	CCT*	Watts	Delivered Lumens	Version	Control	CRI	Finish
FA518242	2700	3,4	15	Mono	Non Dimmable	80	**01** White
FA518043	3000		16				**06** Grey
FA518252	2700		2x15	Double			**12** Forest Green
FA518053	3000		2x16				**18** Deep Brown
FA518262	2700		3x15	Triple			**30** Black
FA518063	3000		3x16				**33** Anthracite
FA518272	2700		4x15	Multi			**56** Matt Stainless Steel
FA518073	3000		4x16				

*2200K available on request

Gobi 65 Wall Path



LED source included. 24V dc remote electric power supply to be ordered separately. Requires a junction box to be ordered separately. The luminaire is equipped with a protruding, 200 mm cable and a wiring kit with crimp connectors and adhesive heat-shrink tubing guaranteeing the water tightness of the connection. Adjustable light intensity version available upon request.

Gobi 65 Wall Path

Part Number	CCT*	Watts	Delivered Lumens	Control	CRI	Finish
FA518282	2700	3,4	47	Non Dimmable	80	**01** White
FA518083	3000		50			**06** Grey
						12 Forest Green
						18 Deep Brown
						30 Black
						33 Anthracite
						56 Matt Stainless Steel

*2200K available on request

Gobi 65 Accessories

Part Number		Description
F004Z0K0000		Box for installation.
F990C050000		2 way terminal block 2 poles IP68. (Ø4÷6,9mm cable). It can't be placed in the recessed box for installation.

Gobi 65 Drivers

Part Number		Maximum number of luminaires per power supply.		Description
F990B34A000		Maximum number of luminaires per power supply. (220÷240 V). These data must be checked taking into account the specific installation conditions.	1	Power Supply dual function C.V. Vout 24Vdc 8W, Vin 220÷240V C.C. Iout 350mA: 8W, Vin 220÷240V IP 20 Class II Selv. NON Dimmable
RF25748			1	Power Supply dual function C.V. Vout 24Vdc 8W, Vin 220÷240V C.C. Iout 350mA: 8W, Vin 220÷240V IP 65 Class II Selv. NON Dimmable
RF25747			2	Power supply 24V 10W /110-240V IP20 Class II selv.
RF25757			2	Power supply 24V 10W / 110-240V IP67 Class II selv.
RF25752			3	Power supply for remote installation 24Vdc 20W / 220-240V IP67 Class II selv.
F990B28A000			9	Power supply for remote installation 24Vdc 50W / 220-240V IP67 Class I selv.
F990B27A000			17	Power supply for remote installation 24Vdc 70W / 220-240V IP67 Class I selv.

How to specify

F	A	5	1	7	0	2	5	0	6
Part Number								Finish	

Gobi 49



LED source included. 24V dc remote electric power supply to be ordered separately. Requires a junction box to be ordered separately. The luminaire is equipped with a protruding, 200 mm cable with an integrated H2O STOP connection system and a wiring kit with crimp connectors and adhesive heat-shrink tubing guaranteeing the water tightness of the connection. Adjustable light intensity version available upon request.

Gobi 49

Part Number	CCT*	Watts	Delivered Lumens	Version	Control	CRI	Finish
FA517025	2700	2,3	10	Mono	Non Dimmable	80	**01** White
							06 Grey
							12 Forest Green
							18 Deep Brown
FA517023	3000		11				**30** Black
							33 Anthracite
							56 Matt Stainless Steel
FA517035	2700	2,3	2x10	Double	Non Dimmable	80	**01** White
FA517033	3000		2x11				**06** Grey
FA517045	2700	2,3	3x10	Triple			**12** Forest Green
FA517043	3000		3x11				**18** Deep Brown
FA517055	2700	2,3	4x10	Multi			**30** Black
FA517053	3000		4x11				**33** Anthracite
							56 Matt Stainless Steel

*2200K available on request

Gobi 49 Wall Path



LED source included. 24V dc remote electric power supply to be ordered separately. Requires a junction box to be ordered separately. The luminaire is equipped with a protruding, 200 mm cable and a wiring kit with crimp connectors and adhesive heat-shrink tubing guaranteeing the water tightness of the connection. Adjustable light intensity version available upon request.

Gobi 49 Wall Path

Part Number	CCT*	Watts	Delivered Lumens	Control	CRI	Finish
FA517065	2700	2,3	36	Non Dimmable	80	**01** White
						06 Grey
						12 Forest Green
						18 Deep Brown
FA517063	3000		39			**30** Black
						33 Anthracite
						56 Matt Stainless Steel

*2200K available on request

Gobi 49 Accessories

Part Number		Description
F004Z0J0000		Box for installation.
F990C050000		2 way terminal block 2 poles IP68. (Ø4÷6,9mm cable). It can't be placed in the recessed box for installation.

Gobi 49 Drivers

Part Number		Maximum number of luminaires per power supply.		Description
F990B34A000		Maximum number of luminaires per power supply. (220÷240 V). These data must be checked taking into account the specific installation conditions.	1	Power Supply dual function C.V. Vout 24Vdc 8W, Vin 220÷240V C.C. Iout 350mA: 8W, Vin 220÷240V IP 20 Class II Selv. NON Dimmable
RF25748			1	Power Supply dual function C.V. Vout 24Vdc 8W, Vin 220÷240V C.C. Iout 350mA: 8W, Vin 220÷240V IP 65 Class II Selv. NON Dimmable
RF25747			4	Power supply 24V 10W /110-240V IP20 Class II selv.
RF25757			4	Power supply 24V 10W / 110-240V IP67 Class II selv.
RF25752			5	Power supply for remote installation 24Vdc 20W / 220-240V IP67 Class II selv.
F990B28A000			14	Power supply for remote installation 24Vdc 50W / 220-240V IP67 Class I selv.
F990B27A000			29	Power supply for remote installation 24Vdc 70W / 220-240V IP67 Class I selv.



Hyperion

Designed by FLOS Outdoor

Family of wall-mounted step lighting fixtures with LED source, characterized by reduced thickness and rectangular shape offered in 2 sizes.

Materials: aluminum, polycarbonate
Power: from 1,9W to 10W
Initial Lumens: from 57 lm to 428 lm - 2700K / 3000K - CRI 80 - IP65
Finishes: White, Grey, Forest Green, Deep Brown, Black, Anthracite



Medium



01 White · 06 Grey · 12 Forest Green · 18 Deep Brown · 30 Black · 33 Anthracite

HYPERION



Mid Power LED
230V - 10W

Mid Power LED
24V - 7,5W

HYPERION MINI



Low Power LED
24V - 1,9W

Discover
Hyperion

How to specify

F	A	5	2	7	0	0	5	0	6
Part Number								Finish	



Hyperion 230V

LED source included. Electrical power supply 220-240V ON/OFF. Equipped with a 200 mm protruding section of neoprene cable and a kit with crimpable connectors and adhesive heat-shrinkable sleeves that guarantee the tightness of the connection. Optional accessories: satin aluminum reflector to increase the luminous flux; 500mm tall, extruded post for the bollard version. Anchor plate to be recessed with mortar needs to be ordered separately.

Hyperion 230V

Part Number	CCT	Watts	Delivered Lumens	Version	Control	CRI	Finish
FA527005	2700	10	401	220-240V	Non Dimmable	80	**01** White **06** Grey **12** Forest Green **18** Deep Brown **30** Black **33** Anthracite
FA527003	3000		428				



Hyperion 24V

LED source included. Remote electrical power supply 24V dc to be ordered separately. Equipped with a 300 mm protruding section of neoprene cable and a kit with crimpable connectors and adhesive heat-shrinkable sleeves that guarantee the tightness of the connection. Optional accessories: satin aluminum reflector to increase the luminous flux; 500mm tall, extruded post for the bollard version. Anchor plate to be recessed with mortar needs to be ordered separately.

Hyperion

Part Number	CCT	Watts	Delivered Lumens	Version	Control	CRI	Finish
FA527015	2700	7,5	401	24Vdc	Dimmable	80	**01** White **06** Grey **12** Forest Green **18** Deep Brown **30** Black **33** Anthracite
FA527013	3000		428				



Hyperion Mini 24V

LED source included. Completed with a reflective screen. Remote electrical power supply 24V dc to be ordered separately. Optional junction box to be ordered separately (3 module electrical box, model 503). Equipped with a 250 mm protruding section of neoprene cable and a kit with crimpable connectors and adhesive heat-shrinkable sleeves that guarantee the tightness of the connection.

Hyperion Mini

Part Number	CCT	Watts	Delivered Lumens	Version	Control	CRI	Finish
FA1029600	2700	1,9	57	24Vdc	Dimmable	80	**01** White **06** Grey **12** Forest Green **18** Deep Brown **30** Black **33** Anthracite
FA1029500	3000		61				

Hyperion Accessories

Part Number		Description
F990E00A000		Surge protection device. 275Vac. Maximum discharge current 10KA (8/20us). Maximum operating current 5A. Suitable for series connection. IP66
FA160	 +20% lm	Satin aluminium carter Thickness 0.5mm.
FA245	 **01** White **06** Grey **12** Forest Green **18** Deep Brown **30** Black **33** Anthracite	Use of the extruded support as bollard. Direct fixing using studs or a base plate and fixing bolts (optional accessory).
Hyperion **FA247**		Base plate with bolt.
Hyperion Mini **F990H010000**		Recessed 3-module junction box (model 503) .

Hyperion Drivers

Part Number		Maximum number of luminaires per power supply.			Description
			Hyperion	Hyperion Mini	
RF25747		Maximum number of luminaires per power supply. (220÷240 V). These data must be checked taking into account the specific installation conditions.	1	5	Power supply 24V 10W /110-240V IP20 Class II selv.
***RF25757**			1	5	Power supply 24V 10W / 110-240V IP67 Class II selv.
RF25750			2	8	Power supply for remote installation 24Vdc 17W / 110-240V (15W@110V) IP20 Class II selv. Dimmable Push - Dimm o 1-10V
F990B21A000			2	8	Power supply 17W/110÷240V - 24Vdc (15W@110V) IP67 Class II Selv.
RF26387.A			2	9	Power supply for remote installation 24Vdc 20W / 110-240Vdc (15W@110V) IP67 Class II selv. Dimmable Dali
RF25752			2	9	Power supply for remote installation 24Vdc 20W / 220-240V IP67 Class II selv.
F990B28A000			6	25	Power supply for remote installation 24Vdc 50W / 220-240V IP67 Class I selv.
F990B27A000			9	30	Power supply for remote installation 24Vdc 70W / 220-240V IP67 Class I selv.
F990B29A000			12	45	Power supply for remote installation 24Vdc 100W / 220-240V IP67 Class I selv.
Hyperion Mini **F990B34A000**				3	Power Supply dual function C.V. Vout 24Vdc 8W, Vin 220÷240V C.C. Iout 350mA: 8W, Vin 220÷240V IP 20 Class II Selv. NON Dimmable
Hyperion Mini **RF25748**				3	Power Supply dual functionC.V. Vout 24Vdc 8W, Vin 220÷240V C.C. Iout 350mA: 8W, Vin 220÷240V IP 65 Class II Selv. NON Dimmable



IC Lights

Designed by Michael Anastassiades

A stem of satin-finished brass. And on top, or below, as if in a balancing act, a glass sphere that projects outwards in a delicate equilibrium. Apparently unstable, the opalescent ball looks as though it might slip away, as if it were the apparatus to a juggler's act in which sphere and baton are magically balanced. By Cypriot designer Michael Anastassiades.

Materials: stone, brushed stainless steel, blown glass
Power: from 8W to 15W
Initial Lumens: from 564 lm to 1011 lm - 2700K / 3000K - IP65
Finishes: Deep Brown/Travertino Imperiale, Black/Black Lava, Burgundy Red/Black Lava, Brushed Stainless Steel/Occhio di Pernice, Brass Finish/Grey Lava



Diffuse



18 Deep Brown



30 Black



37 Burgundy Red



55 Brushed Stainless Steel



59 Brass Finish

Captain Flint Outdoor Floor - Stone bases



18 Deep Brown/
Travertino Imperiale



30 Black/
Black Lava



37 Burgundy Red/
Black Lava



55 Brushed Stainless Steel/
Occhio di Pernice



59 Brass Finish/
Grey Lava

IC LIGHTS WALL



LED
Max 8W / 15W

IC LIGHTS FLOOR

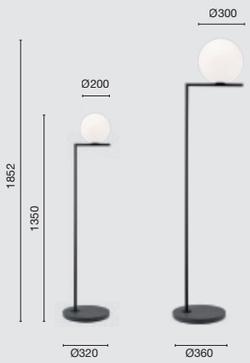

LED
Max 8W / 15W

Discover
IC Lights

How to specify

F 0 1 2 H 0 0 C 0 | 3 0

Part Number | Finish

IC Lights Wall



Light source not included. Wall/ceiling light fixture with diffused light. Brushed stainless steel frame, painted in the colored versions. Opal blown glass diffuser.

IC Lights Wall 1

Part Number	CCT	Watts	Delivered Lumens	LED Lamp	Part Number LED Lamp	Finish
F012H00C0	2700	8	564	E14	**RF32290**	**18** Deep Brown
						30 Black
	3000				**RF32291**	**37** Burgundy Red
						55 Brushed Stainless Steel
						59 Brass Finish
						LED Lamp

IC Lights Wall 2

Part Number	CCT	Watts	Delivered Lumens	LED Lamp	Part Number LED Lamp	Finish
F012J00C0	2700	15	1011	E27	**RF32288**	**18** Deep Brown
						30 Black
	3000				**RF32289**	**37** Burgundy Red
						55 Brushed Stainless Steel
						59 Brass Finish
						LED Lamp

How to specify

F 0 1 2 A 0 1 C 0 | 1 8 . A

Part Number | Finish | Variant



IC Lights Floor

Bulb not included. 5-m cable with Schuko IP44 plug suitable for outdoor use. Backlit floor dimmer switch on the IP65 cable enables ON/OFF function and brightness regulation 30-100% (with dimmable LED bulb).

IC Lights Floor 1

Part Number	CCT	Watts	Delivered Lumens	LED Lamp	Part Number LED Lamp	Finish	Variant
F012A01C0	2700	8	564	E14	**RF32290**	**18** Deep Brown	**A**
						30 Black	**A**
	3000				**RF32291**	**37** Burgundy Red	**A**
						55 Brushed Stainless Steel	**A**
						59 Brass Finish	**A**
						LED Lamp	

IC Lights Floor 2

Part Number	CCT	Watts	Delivered Lumens	LED Lamp	Part Number LED Lamp	Finish	Variant
F012B01C0	2700	15	1011	E27	**RF32288**	**18** Deep Brown	**A**
						30 Black	**A**
	3000				**RF32289**	**37** Burgundy Red	**A**
						55 Brushed Stainless Steel	**A**
						59 Brass Finish	**A**
						LED Lamp	



In Vitro

Designed by Philippe Stark

«Since forever, the lightbulb is protected by a glass globe. Today, this disappears in favor of the light. It is the both poetic and surrealistic idea of dematerialized architectural lighting and the memory of the space occupied by the light.»

Materials: Aluminum, borosilicate glass
Power: from 2,5W to 13W
Initial Lumens: from 115 lm to 855 lm - 2700K / 3000K - CRI 80 - IP65/66
Finishes: Deep Brown, Terracotta, Anthracite



Flood



18 Deep Brown 25 Terracotta 33 Anthracite

IN VITRO UNPLUGGED

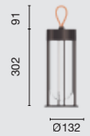

LED Edge Lighting
2,5W

IN VITRO WALL

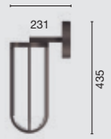

LED Edge Lighting
11W

IN VITRO CEILING



LED Edge Lighting
13W

IN VITRO SUSPENSION



LED Edge Lighting
13W

IN VITRO ROD

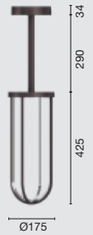

LED Edge Lighting
13W

IN VITRO BOLLARD

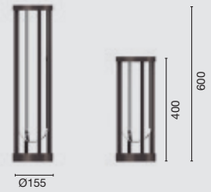

LED Edge Lighting
11W

Discover In Vitro

How to specify

F 0 1 8 E 2 1 K 0 | 1 8

Part Number | Finish



In Vitro Unplugged

Portable version equipped with a carrying handle. Adjustable driver 5/100÷240V/50-60Hz integrated in the body of the luminaire with optical switch sensor on the head and with a 4-step dimming function: 100%-50%-3%-OFF. Rechargeable with a 120cm long Micro USB-C cable ensuring continuous emission for up to 6 hours.

In Vitro Unplugged

Part Number	CCT	Watts	Delivered Lumens	Control	CRI	Finish
F018E21K0	2700	2,5	115	Touch Dim	80	● **18** Deep Brown ● **25** Terracotta ● **33** Anthracite
F018E31K0	3000		124			

In Vitro Wall



Wall mount. Light source included. Integrated 220–240V ON/OFF or dimmable electrical power.

In Vitro Wall

Part Number	CCT	Watts	Delivered Lumens	Control	CRI	Finish
F018B22A0	2700	11	667	Non Dimmable	80	● **18** Deep Brown ● **25** Terracotta ● **33** Anthracite
F018B32A0	3000		714			
F018B22B0	2700	11	667	1-10V	80	● **18** Deep Brown ● **25** Terracotta ● **33** Anthracite
F018B32B0	3000		714			
F018B22D0	2700	11	667	Dali	80	● **18** Deep Brown ● **25** Terracotta ● **33** Anthracite
F018B32D0	3000		714			

How to specify

F 0 1 8 C 2 5 A 0 | 1 8

Part Number | Finish



In Vitro Ceiling

Light source included. Ceiling mount. Integrated 220–240V ON/OFF or dimmable electrical power.

In Vitro Ceiling

Part Number	CCT	Watts	Delivered Lumens	Control	CRI	Finish
F018C25A0	2700	13	799	Non Dimmable	80	● **18** Deep Brown ● **25** Terracotta ● **33** Anthracite
F018C35A0	3000		855			
F018C25B0	2700	13	799	1-10V	80	● **18** Deep Brown ● **25** Terracotta ● **33** Anthracite
F018C35B0	3000		855			
F018C25D0	2700	13	799	Dali	80	● **18** Deep Brown ● **25** Terracotta ● **33** Anthracite
F018C35D0	3000		855			

How to specify

F	0	1	8	D	2	5	A	0	1	8
Part Number									Finish	



In Vitro Suspension

Hanging version. Light source included. 220–240V ON/OFF or dimmable electrical power integrated within the dedicated ceiling attachment. Hanging cable length 1000 mm.

In Vitro Suspension

Part Number	CCT	Watts	Delivered Lumens	Control	CRI	Finish
F018D25A0	2700	13	799	Non Dimmable	80	● **18** Deep Brown ● **25** Terracotta ● **33** Anthracite
F018D35A0	3000		855			
F018D25B0	2700	13	799	1-10V	80	● **18** Deep Brown ● **25** Terracotta ● **33** Anthracite
F018D35B0	3000		855			
F018D25D0	2700	13	799	Dali	80	● **18** Deep Brown ● **25** Terracotta ● **33** Anthracite
F018D35D0	3000		855			



In Vitro Rod

Rod installation. Light source is included. Power supply ON/OFF or dimmable 220-240V is integrated within the ceiling base.

In Vitro Suspension

Part Number	CCT	Watts	Delivered Lumens	Control	CRI	Finish
F018F21A0	2700	13	799	Non Dimmable	80	● **18** Deep Brown ● **25** Terracotta ● **33** Anthracite
F018F31A0	3000		855			
F018F21B0	2700	13	799	1-10V	80	● **18** Deep Brown ● **25** Terracotta ● **33** Anthracite
F018F31B0	3000		855			
F018F21D0	2700	13	799	Dali	80	● **18** Deep Brown ● **25** Terracotta ● **33** Anthracite
F018F31D0	3000		855			

How to specify

F	0	1	8	A	2	1	A	0	1	8
Part Number									Finish	



In Vitro Bollard

Integrated 220–240V ON/OFF or dimmable electrical power. The unit comes with a watertight plug for connection to the electrical network. The device may be installed on any flooring with anchors. Box for installation on flooring laid over concrete sold separately.

In Vitro Bollard 1 H 400 mm

Part Number	CCT	Watts	Delivered Lumens	Control	CRI	Finish
F018A21A0	2700	11	667	Non Dimmable	80	● **18** Deep Brown ● **25** Terracotta ● **33** Anthracite
F018A31A0	3000		714			
F018A21B0	2700	11	667	1-10V	80	● **18** Deep Brown ● **25** Terracotta ● **33** Anthracite
F018A31B0	3000		714			
F018A21D0	2700	11	667	Dali	80	● **18** Deep Brown ● **25** Terracotta ● **33** Anthracite
F018A31D0	3000		714			

In Vitro Bollard 2 H 600 mm

Part Number	CCT	Watts	Delivered Lumens	Control	CRI	Finish
F018A22A0	2700	11	667	Non Dimmable	80	● **18** Deep Brown ● **25** Terracotta ● **33** Anthracite
F018A32A0	3000		714			
F018A22B0	2700	11	667	1-10V	80	● **18** Deep Brown ● **25** Terracotta ● **33** Anthracite
F018A32B0	3000		714			
F018A22D0	2700	11	667	Dali	80	● **18** Deep Brown ● **25** Terracotta ● **33** Anthracite
F018A32D0	3000		714			

In Vitro Bollard Accessories

Part Number		Description
F990E00A000		Surge protection device. 275Vac. Maximum discharge current 10KA (8/20us). Maximum operating current 5A. Suitable for series connection. IP66.
F990C00A000		2 way terminal block 4 poles IP68 H2O Stop.
F018Z000000		Box for ground installation.



Landlord

Designed by Piero Lissoni

Landlord is the lord of the earth and the lord of light… and if you are a flower or a tree or a simple two or four-legged animal, you have to ask Landlord for permission if you want to pass unharmed through the night.

Materials: Spot: aluminum and glass / Soft: aluminum and opal PMMA diffuser / Ground: 316L stainless steel ring and anodized aluminum body
Power: from 2,3W to 7,2W
Initial Lumens: from 121 lm to 539 lm - 2700K / 3000K - CRI 80 - IP66 - IP65 Landlord Soft
Finishes: White, Grey, Forest Green, Deep Brown, Black, Anthracite, Matt Stainless Steel (only ground version)





LANDLORD SPOT Ø40, Ø50 + WALL BASE



Power LED 2,3W

Power LED 3,4W / 7,2W

LANDLORD SPOT Ø40, Ø50 + POLE



Power LED 2,3W / 3,4W / 7,2W

LANDLORD SOFT + POLE

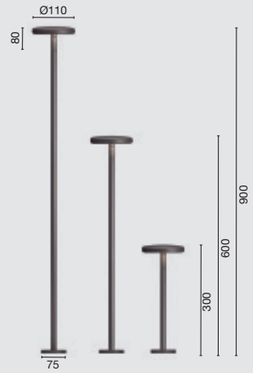

Power LED 5W

LANDLORD GROUND UP Ø49 / Ø64

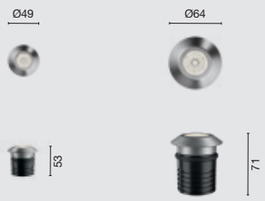

Power LED 2,3W

Power LED 3,4W

LANDLORD GROUND PATH Ø49 / Ø64



Power LED 2,3W

Power LED 3,4W

Discover Landlord

How to specify

F	0	0	4	D	2	1	A	0	1	8
Part Number									Finish	



Landlord Spot

Spot adjustable head for installation on ground poles or on wall base. Poles and base to be ordered as separated accessories. Heads are equipped with a dismountable ferrule, to insert flood lens or honeycombs, (to be ordered as separate accessories). 24V remote power supply to be ordered separately. Each head comes with a 2000 mm lenght outgoing cable and a wiring kit.

Landlord Spot Ø40

Part Number	CCT*	Watts	Delivered Lumens	Optic	Control	CRI	Finish
F004D21A0	2700	2,3	130	Spot	PWM Dimmable	80	**01** White **06** Grey **12** Forest Green **18** Deep Brown **30** Black **33** Anthracite
F004D31A0	3000		135				
F004D22A0	2700	2,3	122	Medium			
F004D32A0	3000		127				

*2200K available on request

Landlord Spot Ø50

Part Number	CCT*	Watts	Delivered Lumens	Optic	Control	CRI	Finish
F004E21A0	2700	3,4	135	Narrow Spot	PWM Dimmable	80	**01** White **06** Grey **12** Forest Green **18** Deep Brown **30** Black **33** Anthracite
F004E31A0	3000		140				
F004E23A0	2700	7,2	525	Spot			
F004E33A0	3000		536				
F004E24A0	2700	7,2	528	Medium			
F004E34A0	3000		539				
F004E25A0	2700	7,2	520	Flood			
F004E35A0	3000		530				
F004E26A0	2700	7,2	474	Wide Flood			
F004E36A0	3000		483				

*2200K available on request

Landlord Spot Ø50 Zoom

Part Number	CCT*	Watts	Delivered Lumens	Optic	Control	CRI	Finish
F004E2ZA0	2700	7,2	383-343	Zoom (Spot - Flood)	PWM Dimmable	80	**01** White **06** Grey **12** Forest Green **18** Deep Brown **30** Black **33** Anthracite
F004E3ZA0	3000		391-350				

*2200K available on request

Landlord Soft



Head rotates 360° on the horizontal axis and 20° on the vertical axis for installation on ground-mounted poles. The poles must be ordered as separate accessories. Remote 24V power supply, to be ordered separately. Each head includes a 2000 mm length of cable and a wiring kit.

Landlord Soft

Part Number	CCT*	Watts	Delivered Lumens	Control	CRI	Finish
F004C20A0	2700	5	242	PWM Dimmable	80	**01** White **06** Grey **12** Forest Green **18** Deep Brown **30** Black **33** Anthracite
F004C30A0	3000		252			

*2200K available on request

Landlord Spot / Soft: Head + Pole Accessory

Part Number			Height	Finish
F004Z0100	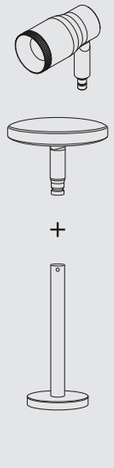		300	**01** White **06** Grey **12** Forest Green **18** Deep Brown **30** Black **33** Anthracite
F004Z0200			600	**01** White **06** Grey **12** Forest Green **18** Deep Brown **30** Black **33** Anthracite
F004Z0300			900	**01** White **06** Grey **12** Forest Green **18** Deep Brown **30** Black **33** Anthracite

Landlord Spot Accessories

Part Number		Description
F004Z0400		Wall base.
Landlord Spot / Soft **F004Z060000**		Earth stick. To be mounted on poles with base.
Spot Ø40: **F004Z0B0000** Spot Ø50: **F004Z0L0000**		Honeycomb
Spot Ø40: **F004Z0C0000** Spot Ø50: **F004Z0H0000**		Flood lens.
F004Z070000		Tree strap. Accessory for spot installation directly on tree branch, from ø30mm up to ø100mm. Deep Brown finishing.
F990C010000		3/4 way terminal block 4 poles IP68 H2O Stop. (ø5,5÷12mm cable).
F990C00A000		2 way terminal block 4 poles IP68 H2O Stop. (ø5,5÷12mm cable).

How to specify

F 0 0 4 A 2 1 A 0 — Part Number
5 6 — Finish
0 1 — Honeycomb



Landlord Ground Up

24V remote power supply to be ordered separately.
Necessary box for installation, to be ordered separately.

Landlord Ground Up

Part Number	Ø	CCT*	Watts	Optic	Delivered Lumens	Control	CRI	Finish	Honeycomb
F004A21A0	49	2700	2,3	Spot	121	Non Dimmable	80	● 56 Matt Stainless Steel	
F004A31A0		3000			125				
F004A21H0		2700			121	PWM Dimmable			
F004A31H0		3000			125				
F004A26A0		2700			86	Non Dimmable with honeycomb			01
F004A36A0		3000			90				
F004A22A0	49	2700	2,3	Medium	96	Non Dimmable	80	● 56 Matt Stainless Steel	
F004A32A0		3000			100				
F004A22H0		2700			96	PWM Dimmable			
F004A32H0		3000			100				
F004A27A0		2700			48	Non Dimmable with honeycomb			02
F004A37A0		3000			50				
F004B21A0	64	2700	3,4	Spot	183	Non Dimmable	80	● 56 Matt Stainless Steel	
F004B31A0		3000			189				
F004B21H0		2700			183	PWM Dimmable			
F004B31H0		3000			189				
F004B26A0		2700			115	Non Dimmable with honeycomb			01
F004B36A0		3000			120				
F004B22A0	64	2700	3,4	Medium	164	Non Dimmable	80	● 56 Matt Stainless Steel	
F004B32A0		3000			170				
F004B22H0		2700			164	PWM Dimmable			
F004B32H0		3000			170				
F004B27A0		2700			95	Non Dimmable with honeycomb			02
F004B37A0		3000			99				

*2200K available on request

How to specify

F 0 0 4 A 2 3 A 0 — Part Number
5 6 — Finish



Landlord Ground Path

24V remote power supply to be ordered separately.
Necessary box for installation, to be ordered separately.

Landlord Ground Path 1 Beam

Part Number	Ø	CCT*	Watts	Delivered Lumens	Control	CRI	Finish
F004A23A0	49	2700	2,3	8	Non Dimmable	80	● 56 Matt Stainless Steel
F004A33A0		3000		9			
F004A23H0	49	2700		8	PWM Dimmable		
F004A33H0		3000		9			
F004B23A0	64	2700	3,4	11	Non Dimmable	80	● 56 Matt Stainless Steel
F004B33A0		3000		12			
F004B23H0	64	2700		11	PWM Dimmable		
F004B33H0		3000		12			

Landlord Ground Path 2 Beams

Part Number	Ø	CCT*	Watts	Delivered Lumens	Control	CRI	Finish
F004A24A0	49	2700	2,3	16	Non Dimmable	80	● 56 Matt Stainless Steel
F004A34A0		3000		17			
F004A24H0	49	2700		16	PWM Dimmable		
F004A34H0		3000		17			
F004B24A0	64	2700	3,4	22	Non Dimmable	80	● 56 Matt Stainless Steel
F004B34A0		3000		23			
F004B24H0	64	2700		22	PWM Dimmable		
F004B34H0		3000		23			

Landlord Ground Path 4 Beams

Part Number	Ø	CCT*	Watts	Delivered Lumens	Control	CRI	Finish
F004A25A0	49	2700	2,3	32	Non Dimmable	80	● 56 Matt Stainless Steel
F004A35A0		3000		34			
F004A25H0	49	2700		32	PWM Dimmable		
F004A35H0		3000		34			
F004B25A0	64	2700	3,4	44	Non Dimmable	80	● 56 Matt Stainless Steel
F004B35A0		3000		46			
F004B25H0	64	2700		44	PWM Dimmable		
F004B35H0		3000		46			

*2200K available on request

Landlord Ground Accessories

Part Number		Description
Landlord Ground Ø49 **F004Z0J0000**		Box for installation.
Landlord Ground Ø64 **F004Z0K0000**		Box for installation.

Landlord Accessories

Part Number		Description
F990C050000		2 way terminal block 2 poles IP68. (Ø4÷6,9mm cable). It can't be placed in the recessed box for installation.

Landlord Power Supply Dimmable

Part Number		Maximum number of luminaires per power supply.						Description
			Spot Ø40	Spot Ø50		Soft	Ground Ø49	Ground Ø64	
				Spot	Med				
Dali Version (Soft) **RF26387.A**		Maximum number of luminaires per power supply. (220÷240 V). These data must be checked taking into account the specific installation conditions.				3			Power supply for remote installation 24Vdc 20W / 110-240Vdc (15W@110V) IP67 Class II selv.
35W **F990B02A000**			13	7	3	5	13	7	Power supply 24V PWM with 1-10V control interface IP67 Class II. Vin 120-270 Vac.
70W **F990B04A000**			28	17	7	5	28	17	
35W **F990B03A000**			13	7	3	5	13	7	Power supply 24V PWM with DALI control interface IP67 Class II. Vin 120-270 Vac.
70W **F990B05A000**			28	17	7	12	28	17	
35W **F990B16A000**			13	7	3	12	13	7	Power supply 24V PWM with PUSH control interface IP67 Class II. Vin 120-270 Vac.
70W **F990B17A000**			28	17	7	12	28	17	
F990B00A000		Control interface 24V PWM - 1-10V IP67 Class III. Vin 24Vdc 120W (Power supply not included).							
F990B01A000		Control interface 24V PWM Dali IP67 Class III. Vin 24Vdc 120W (Power supply not included).							
F990B18A000		Control interface 24V PWM Push IP67 Class III. Vin 24Vdc 120W (Power supply not included).							

Landlord Power Supply Non Dimmable

Part Number		Maximum number of luminaires per power supply.						Description
			Spot Ø40	Spot Ø50		Soft	Ground Ø49	Ground Ø64	
				Spot	Med				
F990B34A000		Maximum number of luminaires per power supply. (220÷240 V). These data must be checked taking into account the specific installation conditions.	3	1	1	1	2	1	Power Supply dual function C.V. Vout 24Vdc 8W, Vin 220÷240V C.C. Iout 350mA: 8W, Vin 220÷240V IP 20 Class II Selv. NON Dimmable
RF25748			3	1	1	1	2	1	Power Supply dual function C.V. Vout 24Vdc 8W, Vin 220÷240V C.C. Iout 350mA: 8W, Vin 220÷240V IP 65 Class II Selv. NON Dimmable
RF25747			4	3	1	1	3	3	Power supply 24V 10W /110-240V IP20 Class II selv.
RF25757			4	3	1	1	3	3	Power supply 24V 10W / 110-240V IP67 Class II selv.
F990B23AZ00			12	7	3	3	9	7	Power supply 24Vdc 35W / 120-270V IP67 Class II selv.
F990B28A000			17	9	6	6	14	9	Power supply 24Vdc 50W / 220-240V IP67 Class I selv.
F990B27A000			27	17	9	9	29	17	Power supply 24Vdc 70W / 220-240V IP67 Class I selv.



Last Order

Designed by Michael Anastassiades

Last Order is the evolution of a table lamp originally designed for the dining room of the legendary Four Seasons restaurant in New York.

Materials: chrystal, brass, polycarbonate
Power: 2,5W
Initial lumens: 87 lm 2700K - CRI 90 - IP55
Finishes: Matte Green, Polish Inox



Flood



39 Matte Green



56 Polish Inox

LAST ORDER FLUTED
OUTDOOR



Power LED
2,5W

How to specify

F	3	6	9	4	0	3	9
Part Number						Finish	



Last Order

Flos Last Order table lamp was designed by M. Anastassiades. It is a rechargeable table lamp that diffuses light through a transparent solid crystal base whose shape makes reference to architectural typology of the ancient column. The top cover comes in two colour finishes: stainless steel or green opal coating. Equipped with a touch sensor for turning the light on and off and adjusting the brightness. Rechargeable via USB-C

Last Order Fluted Outdoor

Part Number	CCT	Watts	Delivered Lumens	Control	CRI	Finish
F36940	2700	2,5	200	Dimmer included	90	**39** Matte Green **56** Polish Inox

Discover
Last Order



Discover Mayday

Mayday

Designed by Konstantin Grcic

A versatile, contemporary table lamp from designer Konstantin Grcic, Mayday is a brilliant blend of utility and sophistication.

Materials: Sustainable Polypropylene
Power: Max. 10W
Light Source: E14 - 220-240V
Finishes: Black, Leaf Green, Mustard Yellow

Diffuse

Black

Leaf Green

Mustard Yellow

MAYDAY



Power LED
Max 10W

How to specify

F 0 3 8 A A A A 0 Z Z + R F 3 2 2 9 0

Part Number — Part Number LED Lamp



Mayday

Socket for E14 bulb, light source not included.
220-240 V ON/OFF electric power supply. IP65 switch on the handle of the luminaire. It has a 6 meter long cable for outdoor use and an IP44 Schuko plug.

Mayday

Part Number	Finish	Watts	Delivered Lumens	CCT	Part Number LED Lamp
F038AAAA0ZZ	Black	Max 10	815	2700	**RF32290 -** E14 - 230V T28.
F038AACA0ZZ	Leaf Green			3000	**RF32291 -** E14 - 230V T28.
F038AABA0ZZ	Mustard Yellow				LED Lamp



Mile

Designed by Antonio Citterio

The theme of the “Mile” project is to reduce the size of the object while obtaining the best possible optical performance. This work regarded multiple aspects: minimization, high performance, and the perceptual quality of a “perfect object”, where all outdoor surfaces are on the same plane. The final result was achieved through hard work to optimize the unit’s parts

Materials: aluminum, polycarbonate
Power: from 4,9W to 11W
Initial Lumens: from 100 lm to 759 lm - 2700K / 3000K - CRI 80 - IP65
Finishes: Primer (only for Wall, Path and Ceiling versions), White, Grey, Forest Green, Deep Brown, Black, Anthracite


Spot


Medium


Flood


Wall-Washer


Asymmetric


00 Primer

01 White


06 Grey


12 Forest Green


18 Deep Brown


30 Black


33 Anthracite

MILE PATH



Mid Power LED
4,9W

MILE WALL



Mid Power LED
4,9W / 8,1W

MILE CEILING



Mid Power LED
11W

MILE RECESSED



Mid Power LED
11W

MILE BOLLARD
mono / double

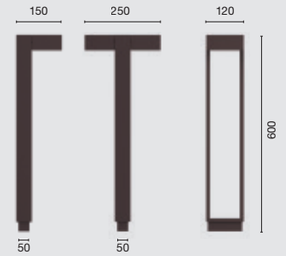

Mid Power LED
4,9W / 9,8W

Discover Mile

How to specify

F 0 1 5 L 2 0 A 0 | 3 3

Part Number | Finish



Mile Path

LED light source included. Integrated 220–240 V ON/OFF electrical power. Equipped with double cable gland for inlet and outlet connection. Fixing bracket included.

Mile Path

Part Number	CCT*	Watts	Delivered Lumens	Control	CRI	Finish
F015L20A0	2700	4,9	100	Non Dimmable	80	◯ **00** Primer ○ **01** White ● **06** Grey ● **12** Forest Green ● **18** Deep Brown ● **30** Black ● **33** Anthracite
F015L30A0	3000		104			

*2200K available on request





Mile Wall

LED light source included. Integrated 220-240V ON/OFF electrical power. Equipped with double cable gland for electrical connection. Fixing bracket included.

Mile Wall Asymmetric Up

Part Number	CCT*	Watts	Delivered Lumens	Control	CRI	Finish
F015A21A0	2700	4,9	283	Non Dimmable	80	◯ **00** Primer ○ **01** White ● **06** Grey ● **12** Forest Green ● **18** Deep Brown ● **30** Black ● **33** Anthracite
F015A31A0	3000		294			

Mile Wall Washer Down

Part Number	CCT*	Watts	Delivered Lumens	Control	CRI	Finish
F015B22A0	2700	4,9	291	Non Dimmable	80	◯ **00** Primer ○ **01** White ● **06** Grey ● **12** Forest Green ● **18** Deep Brown ● **30** Black ● **33** Anthracite
F015B32A0	3000		303			

Mile Wall Washer Up & Down

Part Number	CCT*	Watts	Delivered Lumens	Control	CRI	Finish
F015B23A0	2700	8,1	2x291	Non Dimmable	80	◯ **00** Primer ○ **01** White ● **06** Grey ● **12** Forest Green ● **18** Deep Brown ● **30** Black ● **33** Anthracite
F015B33A0	3000		2x303			

Mile Wall Washer Down + Asymmetric Up

Part Number	CCT*	Watts	Delivered Lumens	Control	CRI	Finish
F015C24A0	2700	8,1	291 + 283	Non Dimmable	80	◯ **00** Primer ○ **01** White ● **06** Grey ● **12** Forest Green ● **18** Deep Brown ● **30** Black ● **33** Anthracite
F015C34A0	3000		303 + 294			

*2200K available on request

F 0 3 0 A 2 1 A 0 | 3 3

Part Number | Finish



Mile Ceiling

LED light source included. Integrated 220-240V ON/OFF and 1-10V/DALI dimmable electrical power. Equipped with double cable gland for inlet and outlet connection. Fixing bracket included.

Mile Ceiling

Part Number	CCT*	Watts	Delivered Lumens	Optic	Control	CRI	Finish
F030A21A0	2700	11	736	Spot	Non Dimmable	80	◯ **00** Primer ○ **01** White ● **06** Grey ● **12** Forest Green ● **18** Deep Brown ● **30** Black ● **33** Anthracite
F030A31A0	3000		759				
F030A22A0	2700		738	Medium		80	
F030A32A0	3000		761				
F030A23A0	2700		702	Flood		80	
F030A33A0	3000		725				
F030A21B0	2700	11	736	Spot	1-10V	80	◯ **00** Primer ○ **01** White ● **06** Grey ● **12** Forest Green ● **18** Deep Brown ● **30** Black ● **33** Anthracite
F030A31B0	3000		759				
F030A22B0	2700		738	Medium		80	
F030A32B0	3000		761				
F030A23B0	2700		702	Flood		80	
F030A33B0	3000		725				
F030A21D0	2700	11	736	Spot	Dali	80	◯ **00** Primer ○ **01** White ● **06** Grey ● **12** Forest Green ● **18** Deep Brown ● **30** Black ● **33** Anthracite
F030A31D0	3000		759				
F030A22D0	2700		738	Medium		80	
F030A32D0	3000		761				
F030A23D0	2700		702	Flood		80	
F030A33D0	3000		725				

*2200K available on request

Mile Ceiling Accessories

Part Number	Non Dimmable versions	Description
F990C00A000		2 way terminal block 4 poles IP68 H2O Stop.
F990C010000		3/4 way terminal block 4 poles IP68 H2O Stop. (ø5,5÷12mm cable).
Part Number	**Dimmable versions**	**Description**
F990C080000		Connector kit 5-pole flying socket + EU plug IP68.
F990C030000		4 way junction box 5 poles IP68 (6-14 mm cables).

How to specify

F	0	3	0	B	2	1	B	0	3	3
Part Number									Finish	



Mile Recessed

LED light source included. Integrated 220-240V ON/OFF and 1-10V/DALI dimmable electrical power. Equipped with neoprene cable outlet and double cable grommet for in/out connection. Ceiling mounting springs included. Box for brick roofing installation to be ordered separately.

Mile Recessed

Part Number	CCT*	Watts	Delivered Lumens	Optic	Control	CRI	Finish
F030B21A0	2700	11	736	Spot	Non Dimmable	80	○ **00** Primer ○ **01** White ● **06** Grey ● **12** Forest Green ● **18** Deep Brown ● **30** Black ● **33** Anthracite
F030B31A0	3000		759				
F030B22A0	2700		738	Medium			
F030B32A0	3000		761				
F030B23A0	2700		702	Flood			
F030B33A0	3000		725				
F030B21B0	2700	11	736	Spot	1-10V	80	○ **00** Primer ○ **01** White ● **06** Grey ● **12** Forest Green ● **18** Deep Brown ● **30** Black ● **33** Anthracite
F030B31B0	3000		759				
F030B22B0	2700		738	Medium			
F030B32B0	3000		761				
F030B23B0	2700		702	Flood			
F030B33B0	3000		725				
F030B21D0	2700	11	736	Spot	Dali	80	○ **00** Primer ○ **01** White ● **06** Grey ● **12** Forest Green ● **18** Deep Brown ● **30** Black ● **33** Anthracite
F030B31D0	3000		759				
F030B22D0	2700		738	Medium			
F030B32D0	3000		761				
F030B23D0	2700		702	Flood			
F030B33D0	3000		725				

*2200K available on request

Mile Recessed Accessories

Part Number		Description
F030Z010000		Metal installation box for concrete ceiling.
Part Number	Non Dimmable versions	Description
F990C00A000		2 way terminal block 4 poles IP68 H2O Stop.
F990C010000		3/4 way terminal block 4 poles IP68 H2O Stop. (ø5,5÷12mm cable).
Part Number	Dimmable versions	Description
F990C080000		Connector kit 5-pole flying socket + EU plug IP68.
F990C030000		4 way junction box 5 poles IP68 (6-14 mm cables).

F	0	1	5	G	2	1	A	0	3	3
Part Number									Finish	



Mile Bollard 600

LED light source included. Integrated 220-240V ON/OFF electrical power. Equipped with a length of neoprene cable and an IP68 2-way anti-condensation H2O stop seal system. The device may be installed on any flooring with anchors. Anchoring plate for installation on flooring laid over concrete sold separately.

Mile Bollard 600 Mono

Part Number	CCT*	Watts	Delivered Lumens	Control	CRI	Finish
F015G21A0	2700	4,9	283	Non Dimmable	80	○ **00** Primer ○ **01** White ● **06** Grey ● **12** Forest Green ● **18** Deep Brown ● **30** Black ● **33** Anthracite
F015G31A0	3000		294			

Mile Bollard 600 Double

Part Number	CCT*	Watts	Delivered Lumens	Control	CRI	Finish
F015G22A0	2700	9,8	2x283	Non Dimmable	80	○ **00** Primer ○ **01** White ● **06** Grey ● **12** Forest Green ● **18** Deep Brown ● **30** Black ● **33** Anthracite
F015G32A0	3000		2x294			

*2200K available on request

Mile Bollard Accessories

Part Number	Non Dimmable versions	Description
F015Z000000		Base plate with bolt.
F990E00A000		Surge protection device. 275Vac. Maximum discharge current 10KA (8/20us). Maximum operating current 5A. Suitable for series connection. IP66.



My Way

Designed by Piero Lissoni

Every light is a light, but sometimes (the light) chooses its own path, in simple words, it does its way.

Materials: aluminum, polycarbonate diffuser
Power: from 5W to 13W
Initial Lumens: from 188 lm to 777 lm - 2700K / 3000K - CRI 80 - IP65
Finishes: White, Grey, Forest Green, Deep Brown, Black, Anthracite



Asymmetric

01 White



06 Grey



12 Forest Green



18 Deep Brown



30 Black



33 Anthracite

MY WAY
110 x 100



Mid Power LED
5W

MY WAY
110 x 200



Mid Power LED
13W

MY WAY
210 x 200



Mid Power LED
13W



Discover My Way

How to specify

F 4 3 5 0 0 — 0 6 — 3 1 0

Part Number — Finish — Control Variant



My Way 110 x 100

Integrated 110/240V power supply. Supplied with a 120 mm lenght outgoing neoprene cable and IP67 cable connection system. Dimmable version on request.

My Way 110 x 100

Part Number	CCT	Watts	Delivery Lumens	Control	CRI	Finish
F43500	2700	5	188	Non Dimmable	80	**01** White **06** Grey **12** Forest Green **18** Deep Brown **30** Black **33** Anthracite
F43510	3000		211			



My Way 110 x 200

Integrated 220/240V power supply. Supplied with a 120 mm lenght outgoing neoprene cable and IP67 cable connection system.

My Way 110 x 200

Part Number	CCT	Watts	Delivery Lumens	Control	CRI	Finish	Control Variant
F43530	2700	13	657	Non Dimmable	80	**01** White **06** Grey **12** Forest Green **18** Deep Brown **30** Black **33** Anthracite	
F43540	3000		763				
F43530	2700	13	657	1-10V	80	**01** White **06** Grey **12** Forest Green **18** Deep Brown **30** Black **33** Anthracite	**310**
F43540	3000		763				
F43530	2700	13	657	Dali	80	**01** White **06** Grey **12** Forest Green **18** Deep Brown **30** Black **33** Anthracite	**300**
F43540	3000		763				

How to specify

F 4 3 5 6 0 — 0 6 — 3 1 0

Part Number — Finish — Control Variant



My Way 210 x 200

Integrated 220/240V power supply. Supplied with a 120 mm lenght outgoing neoprene cable and IP67 cable connection system.

My Way 210 x 200

Part Number	CCT	Watts	Delivery Lumens	Control	CRI	Finish	Control Variant
F43560	2700	13	669	Non Dimmable	80	**01** White **06** Grey **12** Forest Green **18** Deep Brown **30** Black **33** Anthracite	
F43570	3000		777				
F43560	2700	13	669	1-10V	80	**01** White **06** Grey **12** Forest Green **18** Deep Brown **30** Black **33** Anthracite	**310**
F43570	3000		777				
F43560	2700	13	669	Dali	80	**01** White **06** Grey **12** Forest Green **18** Deep Brown **30** Black **33** Anthracite	**300**
F43570	3000		777				

My Way Accessories

Part Number		Description
F990E00A000		Surge protection device. 275Vac. Maximum discharge current 10KA (8/20us). Maximum operating current 5A. Suitable for series connection. IP66.
F990C00A000		2 way terminal block 4 poles IP68 H2O Stop. (ø5,5÷12mm cable).
My Way 110 x 100 **F4301000**		Box for installation
My Way 110 x 200 **F4302000**		Box for installation
My Way 210 x 200 **F4303000**		Box for installation



Pointbreak

Designed by Piero Lissoni

All these lamps share what I think is a very important characteristic: the way they handle and move light across surfaces is extremely special and delicate. The presence of the light is almost imperceptible. They are objects that create light, a little like a candle. When you light a candle, it has a certain sensual effect on the surrounding environment. These lamps fulfil the same role.

Materials Bollard: aluminum, polycarbonate diffuser
Materials Wall: aluminum, glass
Power: from 2,1W to 12W
Initial Lumens: from 101 lm to 2x367 lm - 2700K / 3000K - CRI 80 - IP65
Finishes: White, Grey, Forest Green, Deep Brown, Black, Anthracite





POINTBREAK BOLLARD

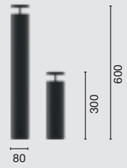

Power LED
5,6W

POINTBREAK BALISAGE
80 / 40



Power LED
5,6W

POINTBREAK WALL 0
DOWN / UP&DOWN



Power LED
Down
2,1W
Up & Down
3,1W

POINTBREAK WALL 1
DOWN / UP&DOWN



Power LED
Down
5,6W
Up & Down
12W

POINTBREAK CEILING 0



Power LED
2,1W

POINTBREAK CEILING 1



Power LED
5,6W

Discover
Pointbreak

How to specify

F	0	2	3	K	2	1	A	0	3	0
Part Number									Finish	



Pointbreak Ceiling

Pointbreak Ceiling 0
LED light source included. Integrated 220-240V ON/OFF electrical power. Equipped with IP65 rubber grommet and 2-pole quick-connect terminals.

Pointbreak Ceiling 1
LED light source included. Integrated 220-240V ON/OFF electrical power. Equipped with double cable gland for inlet and outlet connection.

Pointbreak Ceiling 0

Part Number	CCT*	Watts	Delivered Lumens	Optic	Control	CRI	Finish
F023K21A0	2700	2,1	101	Spot	Non Dimmable	80	**01** White **06** Grey **12** Forest Green **18** Deep Brown **30** Black **33** Anthracite
F023K31A0	3000		104				
F023K22A0	2700		102	Medium			
F023K32A0	3000		106				
F023K23A0	2700		101	Flood			
F023K33A0	3000		104				

Pointbreak Ceiling 1

Part Number	CCT*	Watts	Delivered Lumens	Optic	Control	CRI	Finish
F023L21A0	2700	5,5	319	Spot	Non Dimmable	80	**01** White **06** Grey **12** Forest Green **18** Deep Brown **30** Black **33** Anthracite
F023L31A0	3000		335				
F023L22A0	2700		350	Medium			
F023L32A0	3000		367				
F023L23A0	2700		311	Flood			
F023L33A0	3000		325				

*2200K available on request



Pointbreak Wall

Pointbreak Wall 0
LED light source included. Integrated 220-240V ON/OFF electrical power. Equipped with IP65 rubber grommet and 2-pole quick-connect terminals. Upwards, single emission version, available upon request.

Pointbreak Wall 1
LED light source included. Integrated 220-240V ON/OFF electrical power. Equipped with double cable gland for inlet and outlet connection. Upwards, single emission version, available upon request.

Pointbreak Wall 0 Down

Part Number	CCT*	Watts	Delivered Lumens	Optic	Control	CRI	Finish
F023G2JA0	2700	2,1	101	Spot	Non Dimmable	80	**01** White **06** Grey **12** Forest Green **18** Deep Brown **30** Black **33** Anthracite
F023G3JA0	3000		104				
F023G2KA0	2700		102	Medium			
F023G3KA0	3000		106				
F023G2LA0	2700		101	Flood			
F023G3LA0	3000		104				

*2200K available on request

Pointbreak Wall 0 Up&Down

Part Number	CCT*	Watts	Delivered Lumens	Optic	Control	CRI	Finish
F023G25A0	2700	3,1	2x101	Spot	Non Dimmable	80	**01** White **06** Grey **12** Forest Green **18** Deep Brown **30** Black **33** Anthracite
F023G35A0	3000		2x104				
F023G26A0	2700		2x102	Medium			
F023G36A0	3000		2x106				
F023G27A0	2700		2x101	Flood			
F023G37A0	3000		2x104				

Pointbreak Wall 1 Down

Part Number	CCT*	Watts	Delivered Lumens	Optic	Control	CRI	Finish
F023H21A0	2700	5,5	319	Spot	Non Dimmable	80	**01** White **06** Grey **12** Forest Green **18** Deep Brown **30** Black **33** Anthracite
F023H31A0	3000		335				
F023H22A0	2700		350	Medium			
F023H32A0	3000		367				
F023H23A0	2700		311	Flood			
F023H33A0	3000		325				

Pointbreak Wall 1 Up&Down

Part Number	CCT*	Watts	Delivered Lumens	Optic	Control	CRI	Finish
F023H25A0	2700	12	2x319	Spot	Non Dimmable	80	**01** White **06** Grey **12** Forest Green **18** Deep Brown **30** Black **33** Anthracite
F023H35A0	3000		2x335				
F023H26A0	2700		2x350	Medium			
F023H36A0	3000		2x367				
F023H27A0	2700		2x311	Flood			
F023H37A0	3000		2x325				
F023H25B0	2700	12	2x319	Spot	1-10V	80	**01** White **06** Grey **12** Forest Green **18** Deep Brown **30** Black **33** Anthracite
F023H35B0	3000		2x335				
F023H26B0	2700		2x350	Medium			
F023H36B0	3000		2x367				
F023H27B0	2700		2x311	Flood			
F023H37B0	3000		2x325				
F023H25D0	2700	12	2x319	Spot	Dali	80	**01** White **06** Grey **12** Forest Green **18** Deep Brown **30** Black **33** Anthracite
F023H35D0	3000		2x335				
F023H26D0	2700		2x350	Medium			
F023H36D0	3000		2x367				
F023H27D0	2700		2x311	Flood			
F023H37D0	3000		2x325				

*2200K available on request

How to specify

F	0	2	3	B	2	A	A	0	3	0
Part Number									Finish	

Pointbreak Balisage



LED light source included. Integrated 220-240V ON/OFF and 1-10V/DALI dimmable electrical power. Equipped with one piece of neoprene output cable. IP68 junction system to be ordered separately. Luminaire must be installed with mandatory box for installation, ordered separately.

Pointbreak Balisage 1 - 40

Part Number	CCT*	Watts	Delivered Lumens	Control	CRI	Finish
F023B2AA0	2700	5,6	274	Non Dimmable	80	**01** White **06** Grey **12** Forest Green **18** Deep Brown **30** Black **33** Anthracite
F023B3AA0	3000		285			
F023B2AB0	2700		274	1-10V		
F023B3AB0	3000		285			
F023B2AD0	2700		274	Dali		
F023B3AD0	3000		285			

Pointbreak Balisage 1 - 80

Part Number	CCT*	Watts	Delivered Lumens	Control	CRI	Finish
F023B2BA0	2700	5,6	274	Non Dimmable	80	**01** White **06** Grey **12** Forest Green **18** Deep Brown **30** Black **33** Anthracite
F023B3BA0	3000		285			
F023B2BB0	2700		274	1-10V		
F023B3BB0	3000		285			
F023B2BD0	2700		274	Dali		
F023B3BD0	3000		285			

*2200K available on request

Pointbreak Balisage Accessories

Part Number		Description
F023Z020000		Box for ground installation

How to specify

F	0	2	3	E	2	A	A	0	3	0
Part Number									Finish	

Pointbreak Bollard



LED light source included. Integrated 220-240V ON/OFF and 1-10V/DALI dimmable electrical power. Equipped with one piece of neoprene output cable. IP68 junction system to be ordered separately. The luminaire may be easily installed on any type of floor with anchors. The anchoring plate for installation on flooring to be concreted must be ordered separately.

Pointbreak Bollard 1 300

Part Number	CCT*	Watts	Delivered Lumens	Control	CRI	Finish
F023E2AA0	2700	5,6	274	Non Dimmable	80	**01** White **06** Grey **12** Forest Green **18** Deep Brown **30** Black **33** Anthracite
F023E3AA0	3000		285			
F023E2AB0	2700		274	1-10V		
F023E3AB0	3000		285			
F023E2AD0	2700		274	Dali		
F023E3AD0	3000		285			

Pointbreak Bollard 1 600

Part Number	CCT*	Watts	Delivered Lumens	Control	CRI	Finish
F023E2BA0	2700	5,6	274	Non Dimmable	80	**01** White **06** Grey **12** Forest Green **18** Deep Brown **30** Black **33** Anthracite
F023E3BA0	3000		285			
F023E2BB0	2700		274	1-10V		
F023E3BB0	3000		285			
F023E2BD0	2700		274	Dali		
F023E3BD0	3000		285			

*2200K available on request

Pointbreak Bollard Accessories

Part Number		Description
F990E00A000		Surge protection device. 275Vac. Maximum discharge current 10KA (8/20us). Maximum operating current 5A. Suitable for series connection. IP66.
Non dimmable versions **F990C00A000**		2 way terminal block 4 poles IP68 H2O Stop.
Non dimmable versions **F990C010000**		3/4 way terminal block 4 poles IP68 H2O Stop. (ø5,5÷12mm cable).
Dimmable versions **F990C080000**		Connector kit 5-pole flying socket + EU plug IP68.
Dimmable versions **F990C030000**		4 way junction box 5 poles IP68 (6-14 mm cables).
F023Z050000		Base plate with bolt



Real Matter

Designed by Piero Lissoni

What could be more real than light? Matter, perhaps?
Or maybe the surprising fact that matter makes light?.

Materials: stainless steel (PVD surface treatment for the gold, bronze and copper versions), polycarbonate diffuser
Power: 3W
Initial Lumens: 71 lm / 82 lm - 2700K / 3000K - CRI 80 - IP65
Finishes: Brushed Gold, Brushed Bronze, Brushed Stainless Steel, Polished Copper



Flood



44 Brushed Gold



47 Brushed Bronze



55 Brushed Stainless Steel



66 Polished Copper

REAL MATTER



Low Power LED
3W

Discover
Real Matter

How to specify

F	5	9	6	0	0	4	4
Part Number						Finish	

Real Matter



Remote power supply 24V to be separately ordered.
The fixture is prewired with 200mm cable and an IP connection kit.
3 version available (select the model suitable for your type of installation):
- in concrete surface with recessed box to be ordered separately.
- in plasterboard surface (surface thickness min 5mm-max20mm) model supplied with springs.
- on solid surface no recessed box needed, the fixtures is directly glued on the surface (type of gluing to be select by the operator based on the type of surface).

Real Matter - Installation in masonry with box for installation

Part Number	CCT	Watts	Delivery Lumens	Control	CRI	Finish
F59600	2700	3	71	Dimmable	80	**44** Brushed Gold
						47 Brushed Bronze
F59610	3000		82			**55** Brushed Stainless Steel
						66 Polished Copper

flush with the installation surface



box for installation cod.F5962000

wiring with remote power supply

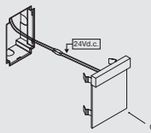

cod.F5960044

optional
wiring with power supply cod.RF25748

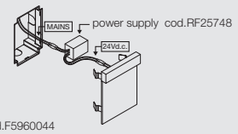

Real Matter - Installation in plasterboard wall (min 5mm - max 20mm)

Part Number	CCT	Watts	Delivery Lumens	Control	CRI	Finish
F59800	2700	3	71	Dimmable	80	**44** Brushed Gold
						47 Brushed Bronze
F59810	3000		82			**55** Brushed Stainless Steel
						66 Polished Copper

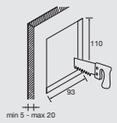

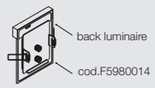

flush with the installation surface

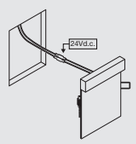

optional
wiring with power supply cod.RF25748

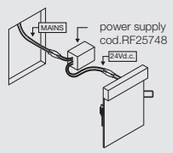

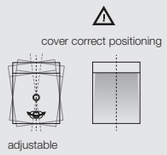

Real Matter - Installation in masonry without box for installation

Part Number	CCT	Watts	Delivery Lumens	Control	CRI	Finish
F59700	2700	3	71	Non Dimmable	80	**44** Brushed Gold
						47 Brushed Bronze
F59710	3000		82			**55** Brushed Stainless Steel
						66 Polished Copper

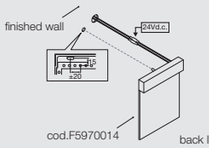



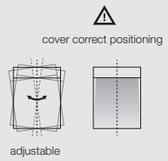

Real Matter Accessoires

Part Number		Description
F5962000		Box for installation for masonry or concrete wall.

Real Matter Drivers

Part Number		Maximum number of luminaires per power supply.		Description
RF25748		Maximum number of luminaires per power supply. (220÷240 V). These data must be checked taking into account the specific instal-lation conditions.	2	Power Supply dual function C.V. Vout 24Vdc 8W, Vin 220÷240V C.C. Iout 350mA: 8W, Vin 220÷240V IP 65 Class II Selv. NON Dimmable
RF25747			3	Power supply 24V 10W /110-240V IP20 Class II selv.
RF25752			5	Power supply for remote installation 24Vdc 20W / 220-240V IP67 Class II selv.
F990B28A000			13	Power supply for remote installation 24Vdc 50W / 220-240V IP67 Class I selv.
F990B23AZ00			9	Power supply 24Vdc 35W / 120-270V IP67 Class II selv.
F990B27A000			19	Power supply for remote installation 24Vdc 70W / 220-240V IP67 Class I selv.
F990B29A000			27	Power supply for remote installation 24Vdc 100W / 220-240V IP67 Class I selv.
RF25750			4	Power supply for remote installation 24Vdc 17W / 110-240V (15W@110V) IP20 Class II selv. Dimmable Push - Dimm o 1-10V
RF26387.A			5	Power supply for remote installation 24Vdc 20W / 110-240Vdc (15W@110V) IP67 Class II selv. Dimmable Dali



Wallstick / Walkstick

Designed by Antonio Cittrerio

« If we were to identify inspiration form nature in my work, it lies precisely in this lamp, where we find the typical way a branch is connected to its trunk. It is an organic, natural connection; it does not look for mediation in planes or corners, recalling the idea of a trunk grafted with LEDs. It is an unpretentious design. I like this sort of anonymity. It is an attitude that favours the illumination of nature rather than 'designing' what illuminates nature. »

Materials: aluminium, glass diffuser, polycarbonate diffuser (Pipe version only)
Power: from 2,5W to 8,5W
Initial Lumens: from 185 lm to 358+199 lm - 2700K / 3000K - CRI 80 - IP66 Wall - IP65 Bollard
Finishes: White, Grey, Forest Green, Deep Brown, Black, Anthracite



Medium Flood



01 White 06 Grey 12 Forest Green 18 Deep Brown 30 Black 33 Anthracite

WALLSTICK



Power LED
24V - 2,5W

WALKSTICK PIPE

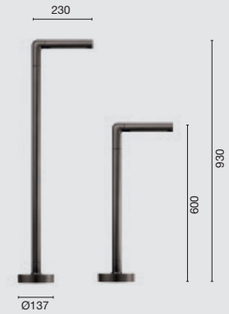

Power LED
7W

WALKSTICK

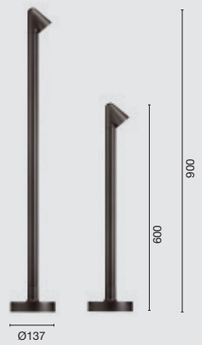

Power LED
6W

WALKSTICK DOUBLE



Power LED
8,5W

Discover Wallstick

Discover Walkstick

How to specify

F	0	1	0	A	2	0	H	0	1	8
Part Number									Finish	



Wallstick

LED light source included. Head adjustable 350° on the vertical axis. Remote 24V dc electrical power unit sold separately. Unit comes with two 200-mm-long outgoing power cables and a kit for IP-rated connection. The power supply may be installed remotely (installation box not necessary) or housed behind the unit with the optional installation box.

Wallstick

Part Number	CCT*	Watts	Delivered Lumens	Control	CRI	Finish
F010A20H0	2700	2,5	185	PWM Dimmable	80	**01** White **06** Grey **12** Forest Green **18** Deep Brown **30** Black **33** Anthracite
F010A30H0	3000		199			

*2200K available on request

Wallstick Accessories

Part Number		Description
F990H010000		Recessed 3-module junction box (model 503) 106 mm x 75 mm H 55 mm.
F990C050000		2 way terminal block 2 poles IP68. (Ø4÷6,9mm cable). It can't be placed in the recessed box for installation.

Wallstick Power Supply Dimmable

Part Number		Maximum number of luminaires per power supply.		Description
35W **F990B02A000**		Maximum number of luminaires per power supply. (220÷240 V). These data must be checked taking into account the specific installation conditions.	7	Power supply 24V PWM with 1-10V control interface IP67 Class II. Vin 120-270 Vac.
70W **F990B04A000**			13	
35W **F990B03A000**			7	Power supply 24V PWM with DALI control interface IP67 Class II. Vin 120-270 Vac.
70W **F990B05A000**			13	
35W **F990B16A000**			7	Power supply 24V PWM with PUSH control interface IP67 Class II. Vin 120-270 Vac.
70W **F990B17A000**			13	
F990B00A000		Control interface 24V PWM - 1-10V IP67 Class III. Vin 24Vdc 120W (Power supply not included).		
F990B01A000		Control interface 24V PWM Dali IP67 Class III. Vin 24Vdc 120W (Power supply not included).		
F990B18A000		Control interface 24V PWM Push IP67 Class III. Vin 24Vdc 120W (Power supply not included).		

Wallstick Power Supply Non Dimmable

Part Number		Maximum number of luminaires per power supply.		Description
F990B34A000		Maximum number of luminaires per power supply. (220÷240 V). These data must be checked taking into account the specific installation conditions.	1	Power Supply dual function C.V. Vout 24Vdc 8W, Vin 220÷240V C.C. Iout 350mA: 8W, Vin 220÷240V IP 20 Class II Selv. NON Dimmable
RF25748			1	Power Supply dual function C.V. Vout 24Vdc 8W, Vin 220÷240V C.C. Iout 350mA: 8W, Vin 220÷240V IP 65 Class II Selv. NON Dimmable
RF25747			2	Power supply 24V 10W /110-240V IP20 Class II selv.
RF25757			2	Power supply 24V 10W / 110-240V IP67 Class II selv.
F990B23AZ00			7	Power supply 24Vdc 35W / 120-270V IP67 Class II selv.
F990B28A000			9	Power supply 24Vdc 50W / 220-240V IP67 Class I selv.
F990B27A000			13	Power supply 24Vdc 70W / 220-240V IP67 Class I selv.

How to specify

F	0	1	0	H	2	1	A	0	1	8
Part Number									Finish	



Walkstick Pipe

220-240V power supply included. Ready for installation on solid surface. Box for ground installation to be ordered separately. Included 2 way terminal block 4 poles IP68 H2O Stop. Version 110V upon request.

Walkstick Pipe 1 - h: 600 mm

Part Number	CCT*	Watts	Delivered Lumens	Control	CRI	Finish
F010H21A0	2700	7	483	Non Dimmable	80	**01** White **06** Grey **12** Forest Green **18** Deep Brown **30** Black **33** Anthracite
F010H31A0	3000		496			
F010H21B0	2700	7	483	1-10V	80	
F010H31B0	3000		496			

*2200K available on request

Walkstick Pipe 2 - h: 930 mm

Part Number	CCT*	Watts	Delivered Lumens	Control	CRI	Finish
F010J21A0	2700	7	483	Non Dimmable	80	**01** White **06** Grey **12** Forest Green **18** Deep Brown **30** Black **33** Anthracite
F010J31A0	3000		496			
F010J21B0	2700	7	483	1-10V	80	**01** White **06** Grey **12** Forest Green **18** Deep Brown **30** Black **33** Anthracite
F010J31B0	3000		496			
F010J21D0	2700	7	483	DALI	80	**01** White **06** Grey **12** Forest Green **18** Deep Brown **30** Black **33** Anthracite
F010J31D0	3000		496			

*2200K available on request

How to specify

F 0 1 0 B 2 1 A 0 | 1 8

Part Number | Finish



Walkstick

LED light source included. Head adjustable 350° on both the vertical and horizontal axes. Integrated 220-240V ON/OFF electrical power. Equipped with a length of neoprene cable and an IP68 2-way anti-condensation H2O stop seal system. Box for ground installation sold separately.
110V version by request.

Walkstick 1 - h: 600 mm

Part Number	CCT*	Watts	Delivered Lumens	Control	CRI	Finish
F010B21A0	2700	6	333	Non Dimmable	80	**01** White **06** Grey **12** Forest Green **18** Deep Brown **30** Black **33** Anthracite
F010B31A0	3000		358			
F010B21B0	2700	6	333	1-10V	80	**01** White **06** Grey **12** Forest Green **18** Deep Brown **30** Black **33** Anthracite
F010B31B0	3000		358			

*2200K available on request

Walkstick 2 - h: 900 mm

Part Number	CCT*	Watts	Delivered Lumens	Control	CRI	Finish
F010B22A0	2700	6	333	Non Dimmable	80	**01** White **06** Grey **12** Forest Green **18** Deep Brown **30** Black **33** Anthracite
F010B32A0	3000		358			
F010B22B0	2700	6	333	1-10V	80	**01** White **06** Grey **12** Forest Green **18** Deep Brown **30** Black **33** Anthracite
F010B32B0	3000		358			
F010B22D0	2700	6	333	DALI	80	**01** White **06** Grey **12** Forest Green **18** Deep Brown **30** Black **33** Anthracite
F010B32D0	3000		358			

Walkstick 2 Double - h: 900 mm

Part Number	CCT*	Watts	Delivered Lumens	Control	CRI	Finish
F010C22A0	2700	8,5	333 + 185	Non Dimmable	80	**01** White **06** Grey **12** Forest Green **18** Deep Brown **30** Black **33** Anthracite
F010C32A0	3000		358 + 199			
F010C22B0	2700	8,5	333 + 185	1-10V	80	**01** White **06** Grey **12** Forest Green **18** Deep Brown **30** Black **33** Anthracite
F010C32B0	3000		358 + 199			
F010C22D0	2700	8,5	333 + 185	DALI	80	**01** White **06** Grey **12** Forest Green **18** Deep Brown **30** Black **33** Anthracite
F010C32D0	3000		358 + 199			

*2200K available on request

Walkstick Accessories

Part Number		Description
F001Z020000		Box for ground installation.
F990E00A000		Surge protection device. 275Vac. Maximum discharge current 10KA (8/20us). Maximum operating current 5A. Suitable for series connection. IP66.

Materials and Finishes



Made for real outdoor living, Flos Outdoor combines refined materials with durable finishes designed to elevate any residential space. Powder-coated aluminium, solid stainless steel, and advanced weather-resistant treatments ensure long-lasting beauty, even in demanding outdoor environments.

Flos Outdoor uses sturdy metals, textured finishes and coatings that are resistant to UV rays, sunlight, rain and the passage of time. The soft colours and tactile surfaces blend effortlessly into gardens, terraces and patios, creating a warm and welcoming atmosphere that is both natural and sophisticated.

Fine-Textured Finish























Metal Finish













Stone Finish









Concrete Finish







Contact Italy
Flos Spa
Via Angelo Faini, 2
25073 Bovezzo (Brescia)
Tel +39 0302438.1
Fax +39 0302438.250
info@flos.com

Flos Spa
Viale dell'Artigianato, 24
20881 Bernareggio
Monza Brianza, Italy
Tel +39 039 6900892
Fax +39 039 6901855
flos.outdoor@flos.com

Contact Spain
Antares Iluminación S.A.U.
Calle Mallorca, 1
Polígono Industrial Reva 46394
Ribarroja (Valencia)
Tel +34 96 166 95 20
Fax +34 96 166 82 86
flos.architectural@flos.com

Belgium & Luxembourg
Flos Belux
M +32 474 739 080
flosbelux@flos.com

France
Flos France
20-22, Passage Dauphine
75006 Paris
Tel +33 (0) 1 40 64 17 44
flos.france@flos.com

Germany
Architectural & Soft Architectural
& Outdoor Collections
Große Brinkgasse 26-28
50672 Köln, Germany
Tel. +49 221 37 99 46 0
backoffice.gmbh@flos.com

United Kingdom
Flos Uk
Tel. +44 (0)7340831007
flos.uk@flos.com

Denmark
Flos Scandinavia A/S
Sydhavnsgade 28
Dk-2450 København Sv
Tel +45 (0) 3388 60 00
Fax +45 (0) 3388 60 10
info@flos.dk

Norway
Flos Norge A/S
Drammensveien 120
0277 Oslo
Tel +47 (0) 2212 86 00
contract.norge@flos.com
retail.norge@flos.com

The Netherlands
Flos Bv
Cruquiusweg 109s
1019 Ag Amsterdam
Tel +31 (0) 20 560 50 60
showroom.amsterdam@flos.com

U. S. A.
Flos Usa Inc.:
36 E 31 Street,
New York, Ny 10016
Tel +1 718.706.0595
contract.usa@flos.com
Bespoke
bespoke.usa@flos.com
Retail
info.usa@flos.com

Japan
Flos Japan K.k.
Hulic Aoyama Dai-Ni Bldg.. 2f
1-3-3 Shibuya, Shibuya-Ku,
Tokyo 150-0002
Tel +81 (0)3 6421 0840
Customerservice.flosjapan@
flos.com

Far East
Flos Representative Office
Info@flos.com

China
Design Holding Shanghai
Unit 101, Floor 1, Building B9
No. 800 Of Chang De Road
Jing An District
Shanghai, 200040, China
Tel +86 21 62880713
floschina@flos.com

Sweden
Flos Sverige Ab
Kuglegårdsvej 15, 1434
Copenhagen,
Denmark
Tel +46 33886000
Info.se@flos.com
Orders
retailorder.scandi@flos.com
projectorder.scandi@flos.com

Denmark - Finaldn
Iceland - The Faroe
Island
Flos Scandinavia A/S
Kuglegårdsvej 15, 1434
Copenhagen,
Denmark
Tel +45 3388 60 00
info.dk@flos.com
Orders
retailorder.scandi@flos.com
projectorder.scandi@flos.com

Latin America
Flos Latam
M +34 697 79 57 22
samuel.ciaurriz@flos.com

India
Flos India
info@flos.com

Middle East
Antares Iluminacion S.a.u.
Dubai Design District
Building 1b, Office 303
Dubai, United Arab Emirates
P.o. Box 333025
Tel +971 4 566 0123
Info@Flos.com
Hong Kong
M +852 9307 3713
flosasia@flos.com

Showroom Milano
Corso Monforte, 15
20122 Milano
Tel +39 02 79 84 57
Fax +39 02 89 78 56 41
showroom.milan@flos.com

Showroom Madison
135 Showroom
Madison Ave, 135
10016 New York
Tel. +1 718 706 05 83

Showroom Copenaghen
Sydhavnsgade 28
DK-2450 København SV
Tel +45 (0) 3388 60 00
Fax +45 (0) 3388 60 10
info@flos.dk

Showroom Oslo
Drammensveien 120
0277 Oslo - Norway
Tel +47 (0) 2212 86 00
Fax +47 (0) 2212 86 08
info.norge@flos.com

Showroom Amsterdam
Cruquiusweg 109Q
1019 AG Amsterdam
The Netherlands
Tel +31 (0) 20 560 50 60
showroom.amsterdam@flos.com

Showroom Tokyo
PMC Building 9F
1-23-5 Higashiazabu
Minato-Ku
Tokyo 104-0044
Tel +81 (0) 3 35 82 14 68
Fax +81 (0) 3 3582 0974
showroom.tokyo@flos.com

Showroom Paris
20-22, Passage Dauphine
75006 Paris
Tel +33 (0) 1 40 64 17 44
flos.france@flos.com

Showroom Shanghai
Unit 101, Floor 1, Building B9
No.800 of Chang De road Jing An
District,
Shanghai, 200040, China
Tel. +862162176187
floschina@flos.com

Flagship Store Milano
Corso Monforte, 9
20122- Milano
Tel +39 02 37011080
Fax +39 02 780833
flosmilano@flos.com

Flagship Store New York
152 Greene Street,
New York, USA
Tel. +212 941 4760
info.usa@flos.com

Flagship Store Paris
15, Rue de Bourgogne
75007- Paris
Tel +33 (0) 1 53 85 49 93
Fax +33 (0) 1 53 85 49 99
shop@flos.fr

Art Direction and Graphic Design
Flos Team

Art Photography
Nicholas Alan Cope

In-Place Photography
Ambra Crociani
Iris Humn
Marco Lumini
Mattia Grechi
Omar Sartor
Tommaso Sartori

Still Life Photography
Piero Fasanotto

Layout
Flos Team

Edition
October 2026
Copyright © Flos 2026
All Rights Reserved

Acknowledgements
Arch. Ricardo Bofill
Mrs. Natalia Chiner
Mrs. Celia Lescouet
Apulia Exclusive Houses

As our world is in constant evolution, technical upgrades occur every day in our business.

Flos' aim is to always offer the most reliable technology available, constantly reviewing our products and upgrading them as soon as technological advancements offer benefits to our partners and clients.

This philosophy entails that our technical catalogue and product data sheets are in constant evolution, requiring regular upgrades and consistent review.

Thus, when requiring technical details and the most recent product information, please visit the product section of our official Flos.com website: it is updated daily.There, you will find the latest product details, all available part numbers, and all product documents available for immediate download.

www.flos.com

