

Light Shadow Adjustable, Trim 12L

NON-IC Ceiling Recessed Adjustable Downlight.

Description

Flos introduces Light Shadow, a revolution in low-glare lighting. A patented and unique optical solution in this new family reaches extreme cut off angles without sacrificing efficiency. The optics have been designed exclusively by FLOS and guarantee maximum control and uniformity of the beam. Light Shadow is a downlight that can be perfectly incorporated into any architecture because of its extraordinary compact size that allows the integration even when there is a minimum space. The collection is available in 2/4/8/or 12 spots, trimmed or trimless, and fixed or adjustable. It can be mounted in a continuous row. The Light Shadow 4 spot is also available as a light element for Running Magnet 2.0.

Lamp

Table with 2 columns: Specification (Lamp Type, Wattage, Initial Lumens, Color Temperature, Color rendering) and Value (LED, 32.4W, 3240lm, 3420lm, 2700K, 3000K, 3500K*, CRI 90).

Optical

Table with 2 columns: Specification (Beam Angle, Lighting Type, Light Distribution) and Value (10°, 22°, 33°, 45°, Direct, Symmetric).

Physical

Table with 2 columns: Specification (Material, Aiming, Weight, Ingress Protection Rating) and Value (Aluminum, Adjustable 30°, 1.3 Pounds, IP20).

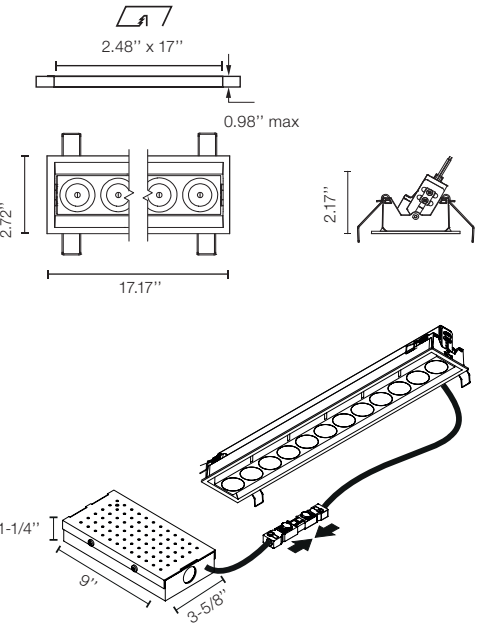
Finishes:

Interior: White, Black, Copper, Steel, Bronze
Exterior: 40 White, 14 Black

Table with 2 columns: Specification (Installation type, Environment, Minimum Plenum height, Maximum Ceiling thickness) and Value (Ceiling Recessed - Non IC, Indoor, 4", 0.98").



Dimensions



Certifications



Photometrics

For current IES files please visit arch.flosusa.com

Warranty

2 years from date of sale.

FLOS. USA
36 East 31st Street
Suite 402
New York N.Y. 10016
(800) 841.4011



Light Shadow Adjustable, Trim 12L

NON-IC Ceiling Recessed Adjustable Downlight.



Electrical & Control

Driver Input Voltage 120V or 277V (depending on Selected Splice Box)

Control 0-10V

Driver Integral - Splice Box

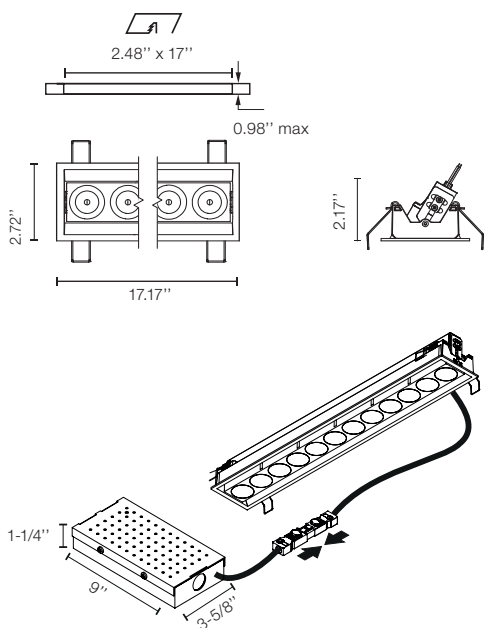
Current 900mA

Performance

Delivered Lumens From 2597m To 2888lm

Efficacy 89.1 lm/W

Dimensions



Notes

Black reflector provides the greatest comfort level

Integral LED board is not field replaceable.

Splice Box is installed from below.

Non IC rated luminaire

Splice Box required has to be ordered separately always from FLOS. 2 Standard Options:

- 0-10V Dimming 120V
- 0-10V Dimming 277V

3500K and other CCT available but not cataloged. Consult factory for additional color temperatures.

Certifications



Photometrics

For current IES files please visit
arch.flosusa.com

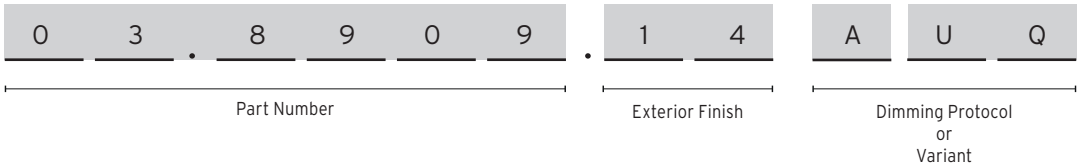
Warranty

2 years from date of sale.

Light Shadow Adjustable, Trim 12L

NON-IC Ceiling Recessed Adjustable Downlight.

How to specify



How to Specify ex. 03.8909.14AUQ

CCT	CRI	Initial Lumens	Watts	Beam Angle	Part Number	Exterior Finish	Interior Finish	Variant
2700	90	3240	32,4	10°	03.8909	<div><div></div> 40 = White</div> <div><div></div> 14 = Black</div>	<div><div></div> Black</div>	AUQ = US product. Splice Box* not included. *Has to be Always supply by FLOS
					03.8908		<div><div></div> White</div>	
					05.1700		<div><div></div> Copper</div>	
					05.1701		<div><div></div> Steel</div>	
					05.1702		<div><div></div> Bronze</div>	
3000	90	3420	32,4		03.8913	<div><div></div> 40 = White</div> <div><div></div> 14 = Black</div>	<div><div></div> Black</div>	
					03.8912		<div><div></div> White</div>	
					05.1705		<div><div></div> Copper</div>	
					05.1706		<div><div></div> Steel</div>	
					05.1707		<div><div></div> Bronze</div>	
2700	90	3240	32,4	22°	03.9361	<div><div></div> 40 = White</div> <div><div></div> 14 = Black</div>	<div><div></div> Black</div>	
					03.9360		<div><div></div> White</div>	
					05.1710		<div><div></div> Copper</div>	
					05.1711		<div><div></div> Steel</div>	
					05.1712		<div><div></div> Bronze</div>	
3000	90	3420	32,4		03.9371	<div><div></div> 40 = White</div> <div><div></div> 14 = Black</div>	<div><div></div> Black</div>	
					03.9370		<div><div></div> White</div>	
					05.1715		<div><div></div> Copper</div>	
					05.1716		<div><div></div> Steel</div>	
					05.1717		<div><div></div> Bronze</div>	

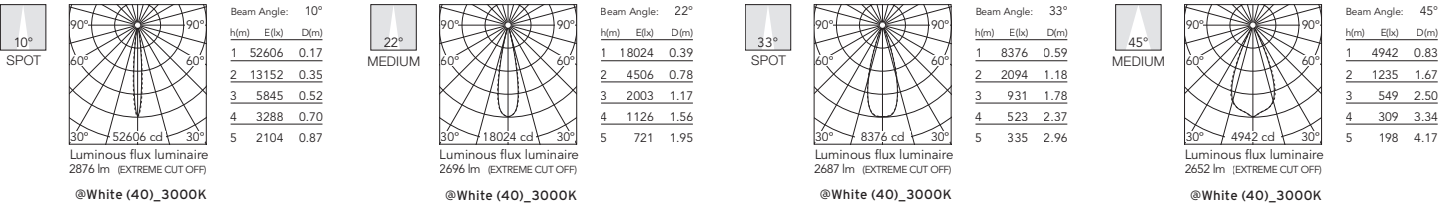
Light Shadow Adjustable, Trim 12L

NON-IC Ceiling Recessed Adjustable Downlight.

How to Specify ex. 03.9366.14AUQ

CCT	CRI	Initial Lumens	Watts	Beam Angle	Part Number	Exterior Finish	Interior Finish	Variant
2700	90	3240	32,4	33°	03.9366	<div><div></div> 40 = White</div> <div><div></div> 14 = Black</div>	<div><div></div> Black</div>	AUQ = US product. Splice Box* not included. *Has to be Always supply by FLOS
					03.9365		<div><div></div> White</div>	
					05.1720		<div><div></div> Copper</div>	
					05.1721		<div><div></div> Steel</div>	
					05.1722		<div><div></div> Bronze</div>	
3000	90	3420	32,4	33°	03.9376	<div><div></div> 40 = White</div> <div><div></div> 14 = Black</div>	<div><div></div> Black</div>	
					03.9375		<div><div></div> White</div>	
					05.1725		<div><div></div> Copper</div>	
					05.1726		<div><div></div> Steel</div>	
					05.1727		<div><div></div> Bronze</div>	
2700	90	3240	32,4	45°	03.7325	<div><div></div> 40 = White</div> <div><div></div> 14 = Black</div>	<div><div></div> Black</div>	
					03.7324		<div><div></div> White</div>	
					05.1730		<div><div></div> Copper</div>	
					05.1731		<div><div></div> Steel</div>	
					05.1732		<div><div></div> Bronze</div>	
3000	90	3420	32,4	45°	03.7329	<div><div></div> 40 = White</div> <div><div></div> 14 = Black</div>	<div><div></div> Black</div>	
					03.7328		<div><div></div> White</div>	
					05.1735		<div><div></div> Copper</div>	
					05.1736		<div><div></div> Steel</div>	
					05.1737		<div><div></div> Bronze</div>	

Photometrics



Light Shadow Adjustable, Trim 12L

NON-IC Ceiling Recessed Adjustable Downlight.

Required Splice Box

Splice Box 40W, 1% dim, 0-10V, 120V. Size: 9" x 3.59" x 1.25"	Splice Box 40W, 1% dim, 0-10V, 277V. Size: 9" x 3.59" x 1.25"	
SP40W900MA-120-A01	SP40W900MA-277-A01	
