

Light Shadow Fixed, No Trim 4L
IC Rated / Airtight

Ceiling Recessed Fixed Downlight.

Description

Flos introduces Light Shadow, a revolution in low-glare lighting. A patented and unique optical solution in this new family reaches extreme cut off angles without sacrificing efficiency. The optics have been designed exclusively by FLOS and guarantee maximum control and uniformity of the beam. Light Shadow is a downlight that can be perfectly incorporated into any architecture because of its extraordinary compact size that allows the integration even when there is a minimum space. The Airtight collection is available in 2 and 4 spots, trimmed or trimless, fixed adjustable and Wall Washer.

Lamp

Table with 2 columns: Lamp Type, Wattage, Initial Lumens, Color Temperature, Color rendering. Values include Power LED, 11W, 1026 lm, 1054 lm, 2700K, 3000K, CRI 90.

Optical

Table with 2 columns: Beam Angle, Lighting Type, Light Distribution. Values include 10°, 22°, 33°, 45°, Direct, Symmetric.


Physical

Table with 2 columns: Material, Aiming, Weight, Ingress Protection Rating. Values include Aluminum, Fixed, Fixture: 0.75 lb, IP20.

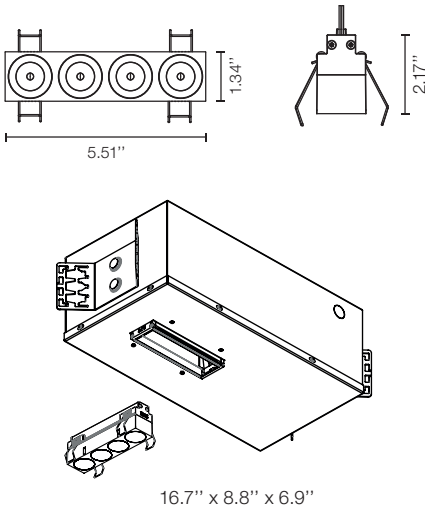
Finishes:

Exterior: 40 White, 14 Black
Interior: White, Black, Copper, Steel, Bronze

Table with 2 columns: Installation type, Environment. Values include Ceiling Recessed, Indoor.



Dimensions



Certifications



Photometrics

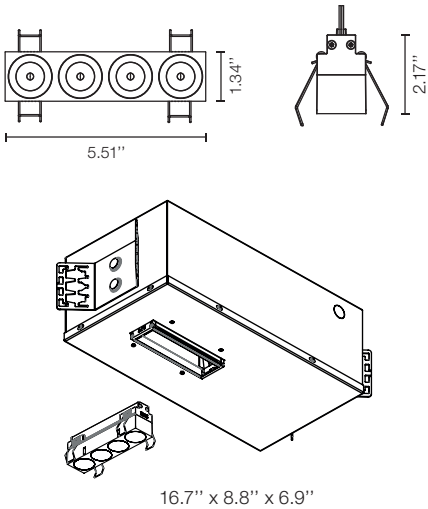
For current IES files please visit arch.flosusa.com

Warranty

2 years from date of sale.



Dimensions



Certifications



Class 2

Photometrics

For current IES files please visit
arch.flosusa.com

Warranty

2 years from date of sale.

Light Shadow Fixed, No Trim 4L
IC Rated / Airtight

Ceiling Recessed Fixed Downlight.

Electrical & Control

Driver Input Voltage	120 - 277V
Control	Standard 0-10V dimming 1% linear
Driver	Integral - Housing
Current	900mA

Performance

Delivered Lumens	up to 841 lm / up to 859 lm
Efficacy	up to 78 lm/W

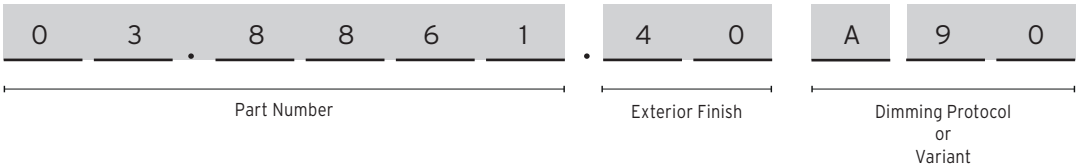
Notes

- Black reflector provides the greatest comfort level
- Integral LED board is not field replaceable.
- Airtight Listed housing for new construction only.
- CCEA, Chicago Plenum standard 0-10V dimmable. Consult with factory for ELV option.
- IC-rated downlight for direct insulation contact.
- 3500K and other CCT available but not cataloged. Consult factory for additional color temperatures.

Light Shadow Fixed, No Trim 4L IC Rated / Airtight

Ceiling Recessed Fixed Downlight.

How to specify



How to Specify ex. 03.8861.40A90

CCT	CRI	Initial Lumens	Watts	Beam Angle	Part Number	Exterior Finish	Interior Finish	Variant
2700	90	1026	11	10°	03.8861	<div><div></div> 40 = White</div> <div><div></div> 14 = Black</div>	<div><div></div> Black</div>	A90 : CCEA. Housing is required.
					03.8860		<div><div></div> White</div>	
					05.1140		<div><div></div> Copper</div>	
					05.1141		<div><div></div> Steel</div>	
					05.1142		<div><div></div> Bronze</div>	
3000	90	1054	11		03.8865	<div><div></div> 40 = White</div> <div><div></div> 14 = Black</div>	<div><div></div> Black</div>	
					03.8864		<div><div></div> White</div>	
					05.1145		<div><div></div> Copper</div>	
					05.1146		<div><div></div> Steel</div>	
					05.1147		<div><div></div> Bronze</div>	
2700	90	1026	11	22°	03.9221	<div><div></div> 40 = White</div> <div><div></div> 14 = Black</div>	<div><div></div> Black</div>	
					03.9220		<div><div></div> White</div>	
					05.1150		<div><div></div> Copper</div>	
					05.1151		<div><div></div> Steel</div>	
					05.1152		<div><div></div> Bronze</div>	
3000	90	1054	11		03.9231	<div><div></div> 40 = White</div> <div><div></div> 14 = Black</div>	<div><div></div> Black</div>	
					03.9230		<div><div></div> White</div>	
					05.1155		<div><div></div> Copper</div>	
					05.1156		<div><div></div> Steel</div>	
					05.1157		<div><div></div> Bronze</div>	

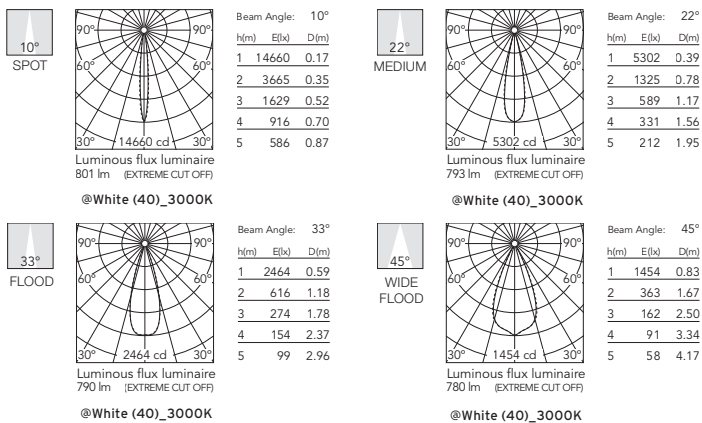
Light Shadow Fixed, No Trim 4L IC Rated / Airtight

Ceiling Recessed Fixed Downlight.

How to Specify ex. 03.9226.40A90

CCT	CRI	Initial Lumens	Watts	Beam Angle	Part Number	Exterior Finish	Interior Finish	Variant
2700	90	1026	11	33°	03.9226	40 = White 14 = Black	Black	A90 : CCEA. Housing is required.
					03.9225		White	
					05.1160		Copper	
					05.1161		Steel	
					05.1162		Bronze	
3000	90	1054	11	33°	03.9236	40 = White 14 = Black	Black	
					03.9235		White	
					05.1165		Copper	
					05.1166		Steel	
					05.1167		Bronze	
2700	90	1026	11	45°	03.8359	40 = White 14 = Black	Black	
					03.8358		White	
					05.1170		Copper	
					05.1171		Steel	
					05.1172		Bronze	
3000	90	1054	11	45°	03.8363	40 = White 14 = Black	Black	
					03.8362		White	
					05.1175		Copper	
					05.1176		Steel	
					05.1177		Bronze	

Photometrics



Light Shadow Fixed, No Trim 4L IC Rated / Airtight

Ceiling Recessed Fixed Downlight.

Required Mounting Accessories

Light Shadow 4L fixed Airtight Housing for New construction, Integral 0-10V dimmable driver. CCEA Chicago Plenum	Accessory Frame No Trim 4L Light Shadow Wall-Washer	1 male, 1 female hanger bar Extendable from 14" to 24" centers. Qty required for housing is 2. Part number listed below is a Set of 2
Part Number: 08.7065.00A90	Part Number: 08.0511.00.90	Part Number: 08.1201.00.UL