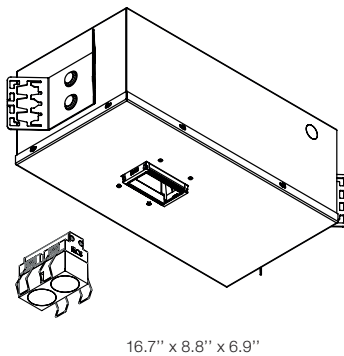
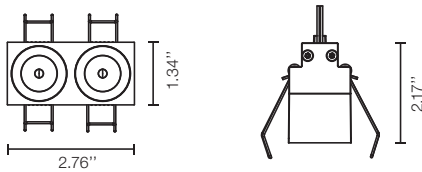


## Light Shadow Fixed, No Trim 2L IC Rated / Airtight

Ceiling Recessed Fixed Downlight.



### Dimensions



### Certifications



Class 2

### Photometrics

For current IES files please visit  
[arch.flosusa.com](http://arch.flosusa.com)

### Warranty

2 years from date of sale.

### Description

Flos introduces Light Shadow, a revolution in low-glare lighting. A patented and unique optical solution in this new family reaches extreme cut off angles without sacrificing efficiency. The optics have been designed exclusively by FLOS and guarantee maximum control and uniformity of the beam. Light Shadow is a downlight that can be perfectly incorporated into any architecture because of its extraordinary compact size that allows the integration even when there is a minimum space. The Airtight collection is available in 2 and 4 spots, trimmed or trimless, fixed adjustable and Wall Washer.

### Lamp

Lamps Type	Power LED
Wattage	7W
Initial Lumens	513 lm, 527 lm
Color Temperature	2700K, 3000K
Color rendering	CRI 90

### Optical

Beam Angle	10°/ 22°/ 33°/ 45°
Lighting Type	Direct
Light Distribution	Symmetric

### Physical

Material	Aluminum
Aiming	Fixed
Weight	Fixture: 0.55 lb
Ingress Protection Rating	IP20

### Finishes:

Exterior:

☐ 40 White ☐ 14 Black




Interior:

☐ White ☐ Black ☐ Copper ☐ Steel



☐ Bronze



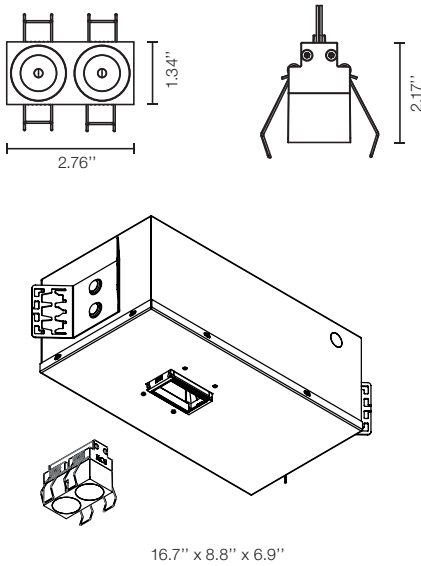
Installation type	Ceiling Recessed
Environment	Indoor

Light Shadow Fixed, No Trim 2L  
IC Rated / Airtight

Ceiling Recessed Fixed Downlight.



Dimensions



Electrical & Control

Driver Input Voltage	120 - 277V
Control	Standard 0-10V dimming 1% linear
Driver	Integral - Housing
Current	900mA

Performance

Delivered Lumens	up to 453 lm / up to 475 lm
Efficacy	up to 68 lm/W

Notes

- Black reflector provides the greatest comfort level
- Integral LED board is not field replaceable.
- Airtight Listed housing for new construction only.
- CCEA, Chicago Plenum standard 0-10V dimmable. Consult with factory for ELV option.
- IC-rated downlight for direct insulation contact.
- 3500K and other CCT available but not cataloged. Consult factory for additional color temperatures.

Certifications



Class 2

Photometrics

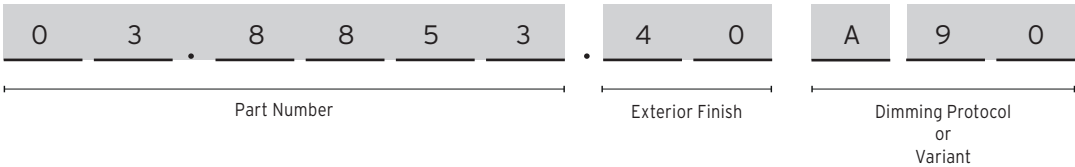
For current IES files please visit  
[arch.flosusa.com](http://arch.flosusa.com)

Warranty

2 years from date of sale.

Light Shadow Fixed, No Trim 2L IC Rated / Airtight
Ceiling Recessed Fixed Downlight.

How to specify



How to Specify ex. 03.8853.40A90

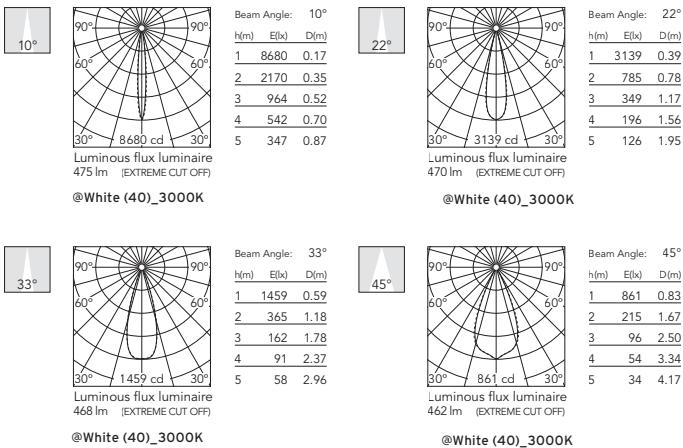
CCT	CRI	Initial Lumens	Watts	Beam Angle	Part Number	Exterior Finish	Interior Finish	Variant
2700	90	513	7	10°	03.8853	<div>40 = White</div> <div>14 = Black</div>	Black	A90 : CCEA. Housing is required.
					03.8852		White	
					05.1040		Copper	
					05.1041		Steel	
					05.1042		Bronze	
3000	90	527	7	10°	03.8857	<div>40 = White</div> <div>14 = Black</div>	Black	
					03.8856		White	
					05.1045		Copper	
					05.1046		Steel	
					05.1047		Bronze	
2700	90	513	7	22°	03.9201	<div>40 = White</div> <div>14 = Black</div>	Black	
					03.9200		White	
					05.1050		Copper	
					05.1051		Steel	
					05.1052		Bronze	
3000	90	527	7	22°	03.9211	<div>40 = White</div> <div>14 = Black</div>	Black	
					03.9210		White	
					05.1055		Copper	
					05.1056		Steel	
					05.1057		Bronze	

Light Shadow Fixed, No Trim 2L IC Rated / Airtight
Ceiling Recessed Fixed Downlight.

How to Specify ex. 03.9206.40A90

CCT	CRI	Initial Lumens	Watts	Beam Angle	Part Number	Exterior Finish	Interior Finish	Variant
2700	90	513	7	33°	03.9206	<div>40 = White</div> <div>14 = Black</div>	<div>Black</div>	A90 : CCEA. Housing is required.
					03.9205		<div>White</div>	
					05.1060		<div>Copper</div>	
					05.1061		<div>Steel</div>	
					05.1062		<div>Bronze</div>	
3000	90	527	7	33°	03.9216	<div>40 = White</div> <div>14 = Black</div>	<div>Black</div>	
					03.9215		<div>White</div>	
					05.1065		<div>Copper</div>	
					05.1066		<div>Steel</div>	
					05.1067		<div>Bronze</div>	
2700	90	513	7	46°	03.8351	<div>40 = White</div> <div>14 = Black</div>	<div>Black</div>	
					03.8350		<div>White</div>	
					05.1070		<div>Copper</div>	
					05.1071		<div>Steel</div>	
					05.1072		<div>Bronze</div>	
3000	90	527	7	46°	03.8355	<div>40 = White</div> <div>14 = Black</div>	<div>Black</div>	
					03.8354		<div>White</div>	
					05.1075		<div>Copper</div>	
					05.1076		<div>Steel</div>	
					05.1077		<div>Bronze</div>	

Photometrics



Light Shadow Fixed, No Trim 2L IC Rated / Airtight

Ceiling Recessed Fixed Downlight.

Required Mounting Accessories

Light Shadow 2L fixed. Airtight Housing for New construction, Integral 0-10V dimmable driver. CCEA Chicago Plenum	Accessory Frame No Trim 2L Light Shadow Adjustable	1 male, 1 female hanger bar Extendable from 14" to 24" centers. Qty required for housing is 2. Part number listed below is a Set of 2
Part number: 08.7063.00A90	Part Number: 08.0510.00.90	Part Number: 08.1201.00.UL
