

## Light Shadow Fixed, Trim 2L IC Rated / Airtight

Ceiling Recessed Fixed Downlight.

### Description

Flos introduces Light Shadow, a revolution in low-glare lighting. A patented and unique optical solution in this new family reaches extreme cut off angles without sacrificing efficiency. The optics have been designed exclusively by FLOS and guarantee maximum control and uniformity of the beam. Light Shadow is a downlight that can be perfectly incorporated into any architecture because of its extraordinary compact size that allows the integration even when there is a minimum space. The Airtight collection is available in 2 and 4 spots, trimmed or trimless, fixed adjustable and Wall Washer.

### Lamp

Lamps Type Power LED

Wattage 7W

Initial Lumens 513 lm, 527 lm

Color Temperature 2700K, 3000K

Color rendering CRI 90

### Optical

Beam Angle 10°/ 22°/ 33°/ 45°

Lighting Type Direct

Light Distribution Symmetric

### Physical

Material Aluminum

Aiming Fixed

Weight Fixture: 0.55 lb

Ingress Protection Rating IP20

### Finishes:

Exterior:

☐ 40 White ☐ 14 Black




Interior:

☐ White ☐ Black ☐ Copper ☐ Steel



☐ Bronze



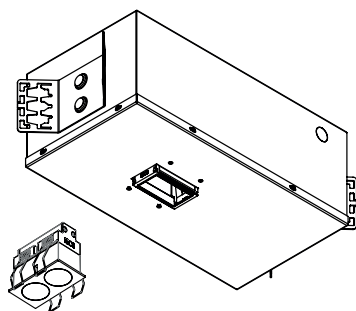
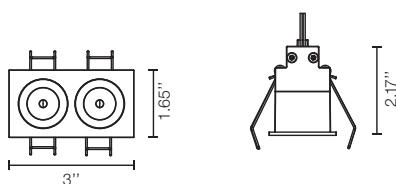
Installation type

Ceiling Recessed

Environment

Indoor

### Dimensions



16.7" x 8.8" x 6.9"

### Certifications



Class 2

### Photometrics

For current IES files please visit  
[arch.flosusa.com](http://arch.flosusa.com)

### Warranty

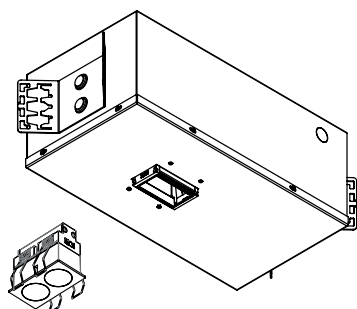
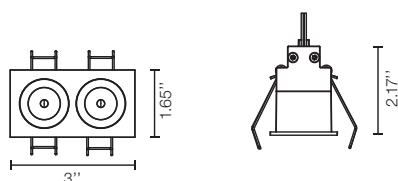
2 years from date of sale.

## Light Shadow Fixed, Trim 2L IC Rated / Airtight

Ceiling Recessed Fixed Downlight.



### Dimensions



16.7" x 8.8" x 6.9"

### Electrical & Control

|                      |                                  |
|----------------------|----------------------------------|
| Driver Input Voltage | 120 - 277V                       |
| Control              | Standard 0-10V dimming 1% linear |
| Driver               | Integral - Housing               |
| Current              | 900mA                            |

### Performance

|                  |                             |
|------------------|-----------------------------|
| Delivered Lumens | up to 453 lm / up to 475 lm |
| Efficacy         | up to 68 lm/W               |

### Notes

Black reflector provides the greatest comfort level

Integral LED board is not field replaceable.

Airtight Listed housing for new construction only.

CCEA, Chicago Plenum standard 0-10V dimmable. Consult with factory for ELV option.

IC-rated downlight for direct insulation contact.

3500K and other CCT available but not cataloged. Consult factory for additional color temperatures.

### Certifications



Class 2

### Photometrics

For current IES files please visit  
[arch.flosusa.com](http://arch.flosusa.com)

### Warranty

2 years from date of sale.

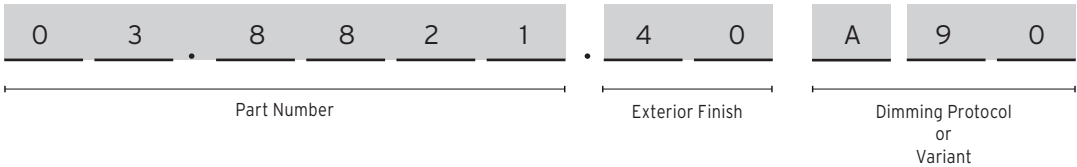
FLOS. USA  
36 East 31st Street  
Suite 402  
New York N.Y. 10016  
(800) 841.4011

For more information contact your representative or go to [architectural.flosusa.com](http://architectural.flosusa.com)  
©2024 Specifications and dimensions subject to change without notice. Issued 06.04.2024



Light Shadow Fixed, Trim 2L IC Rated / Airtight
Ceiling Recessed Fixed Downlight.

How to specify



How to Specify ex. 03.8821.40A90

| CCT  | CRI | Initial Lumens | Watts | Beam Angle | Part Number | Exterior Finish   | Interior Finish              | Variant                                 |
|------|-----|----------------|-------|------------|-------------|---|------------------------------|---|
| 2700 | 90  | 513            | 7     | 10°        | 03.8821     | <div><div></div>40 = White</div> <div><div></div>14 = Black</div> | <div><div></div>Black</div>  | A90 : CCEA.<br><br>Housing is required. |
|      |     |                |       |            | 03.8820     |   | <div><div></div>White</div>  |   |
|      |     |                |       |            | 05.1000     |   | <div><div></div>Copper</div> |   |
|      |     |                |       |            | 05.1001     |   | <div><div></div>Steel</div>  |   |
|      |     |                |       |            | 05.1002     |   | <div><div></div>Bronze</div> |   |
| 3000 | 90  | 527            | 7     |            | 03.8825     | <div><div></div>40 = White</div> <div><div></div>14 = Black</div> | <div><div></div>Black</div>  |   |
|      |     |                |       |            | 03.8824     |   | <div><div></div>White</div>  |   |
|      |     |                |       |            | 05.1005     |   | <div><div></div>Copper</div> |   |
|      |     |                |       |            | 05.1006     |   | <div><div></div>Steel</div>  |   |
|      |     |                |       |            | 05.1007     |   | <div><div></div>Bronze</div> |   |
| 2700 | 90  | 513            | 7     | 22°        | 03.9101     | <div><div></div>40 = White</div> <div><div></div>14 = Black</div> | <div><div></div>Black</div>  |   |
|      |     |                |       |            | 03.9100     |   | <div><div></div>White</div>  |   |
|      |     |                |       |            | 05.1010     |   | <div><div></div>Copper</div> |   |
|      |     |                |       |            | 05.1011     |   | <div><div></div>Steel</div>  |   |
|      |     |                |       |            | 05.1012     |   | <div><div></div>Bronze</div> |   |
| 3000 | 90  | 527            | 7     |            | 03.9111     | <div><div></div>40 = White</div> <div><div></div>14 = Black</div> | <div><div></div>Black</div>  |   |
|      |     |                |       |            | 03.9110     |   | <div><div></div>White</div>  |   |
|      |     |                |       |            | 05.1015     |   | <div><div></div>Copper</div> |   |
|      |     |                |       |            | 05.1016     |   | <div><div></div>Steel</div>  |   |
|      |     |                |       |            | 05.1017     |   | <div><div></div>Bronze</div> |   |

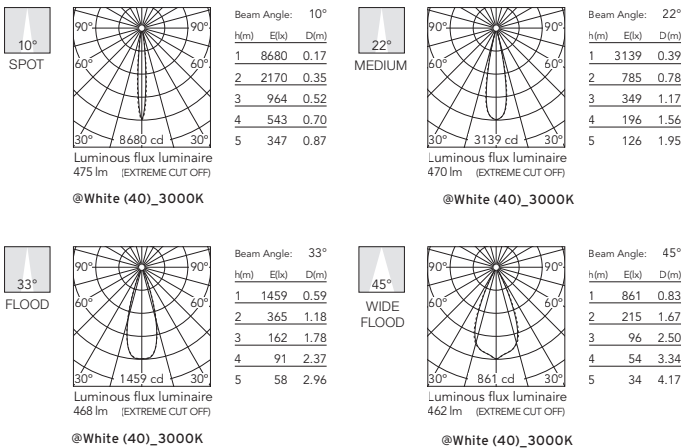
Light Shadow Fixed, Trim 2L IC Rated / Airtight

Ceiling Recessed Fixed Downlight.

How to Specify ex. 03.9106.14A90

| CCT  | CRI | Initial Lumens | Watts | Beam Angle | Part Number | Exterior Finish                             | Interior Finish   | Variant                             |
|------|-----|----------------|-------|------------|-------------|---|-------------------|-------------------------------------|
| 2700 | 90  | 513            | 7     | 33°        | 03.9106     | <div>40 = White</div> <div>14 = Black</div> | <div>Black</div>  | A90 : CCEA.<br>Housing is required. |
|      |     |                |       |            | 03.9105     |   | <div>White</div>  |                                     |
|      |     |                |       |            | 05.1020     |   | <div>Copper</div> |                                     |
|      |     |                |       |            | 05.1021     |   | <div>Steel</div>  |                                     |
|      |     |                |       |            | 05.1022     |   | <div>Bronze</div> |                                     |
| 3000 | 90  | 527            | 7     | 33°        | 03.9116     | <div>40 = White</div> <div>14 = Black</div> | <div>Black</div>  |                                     |
|      |     |                |       |            | 03.9115     |   | <div>White</div>  |                                     |
|      |     |                |       |            | 05.1025     |   | <div>Copper</div> |                                     |
|      |     |                |       |            | 05.1026     |   | <div>Steel</div>  |                                     |
|      |     |                |       |            | 05.1027     |   | <div>Bronze</div> |                                     |
| 2700 | 90  | 513            | 7     | 45°        | 03.8301     | <div>40 = White</div> <div>14 = Black</div> | <div>Black</div>  |                                     |
|      |     |                |       |            | 03.8300     |   | <div>White</div>  |                                     |
|      |     |                |       |            | 05.1030     |   | <div>Copper</div> |                                     |
|      |     |                |       |            | 05.1031     |   | <div>Steel</div>  |                                     |
|      |     |                |       |            | 05.1032     |   | <div>Bronze</div> |                                     |
| 3000 | 90  | 527            | 7     | 45°        | 03.8305     | <div>40 = White</div> <div>14 = Black</div> | <div>Black</div>  |                                     |
|      |     |                |       |            | 03.8304     |   | <div>White</div>  |                                     |
|      |     |                |       |            | 05.1035     |   | <div>Copper</div> |                                     |
|      |     |                |       |            | 05.1036     |   | <div>Steel</div>  |                                     |
|      |     |                |       |            | 05.1037     |   | <div>Bronze</div> |                                     |

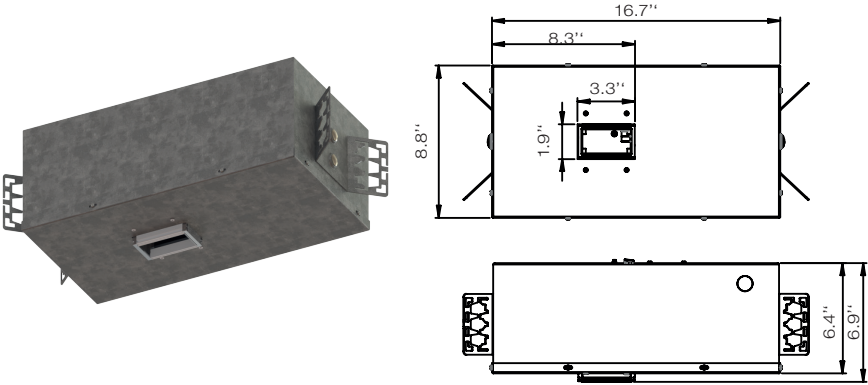

Photometrics



# Light Shadow Fixed, Trim 2L IC Rated / Airtight

Ceiling Recessed Fixed Downlight.

## Required Mounting Accessories

|  |  |   |  |
|--|--|---|--|
| Light Shadow 2L fixed Airtight Housing for New construction, Integral 0-10V dimmable driver. CCEA Chicago Plenum |  | 1 male, 1 female hanger bar Extendable from 14" to 24" centers. Qty required for housing is 2. Part number listed below is a Set of 2 |  |
| Part Number:   |  | Part Number:  |  |
| 08.7063.00A90  |  | 08.1201.00.UL   |  |
|                               |  |   |  |