

Light Shadow Fixed, Trim 4L IC Rated / Airtight

Ceiling Recessed Fixed Downlight.

Description

Flos introduces Light Shadow, a revolution in low-glare lighting. A patented and unique optical solution in this new family reaches extreme cut off angles without sacrificing efficiency. The optics have been designed exclusively by FLOS and guarantee maximum control and uniformity of the beam. Light Shadow is a downlight that can be perfectly incorporated into any architecture because of its extraordinary compact size that allows the integration even when there is a minimum space. The Airtight collection is available in 2 and 4 spots, trimmed or trimless, fixed adjustable and Wall Washer.

Lamp

Lamps Type Power LED

Wattage 11W

Initial Lumens 1026 lm, 1054 lm

Color Temperature 2700K, 3000K

Color rendering CRI 90

Optical

Beam Angle 10°/ 22°/ 33°/ 45°

Lighting Type Direct

Light Distribution Symmetric

Physical

Material Aluminum

Aiming Fixed

Weight Fixture: 0.75 lb

Ingress Protection Rating IP20

Finishes:

Exterior:

☐ 40 White ☐ 14 Black




Interior:

☐ White ☐ Black ☐ Copper ☐ Steel



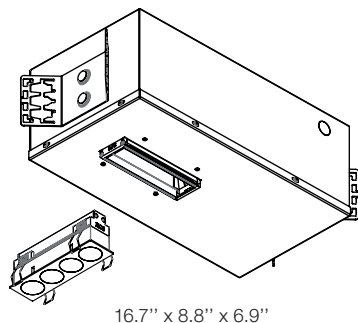
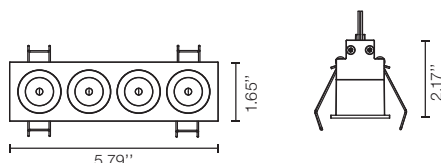
☐ Bronze



Installation type Ceiling Recessed

Environment Indoor

Dimensions



Certifications



Class 2

Photometrics

For current IES files please visit
arch.flosusa.com

Warranty

2 years from date of sale.

Light Shadow Fixed, Trim 4L IC Rated / Airtight

Ceiling Recessed Fixed Downlight.



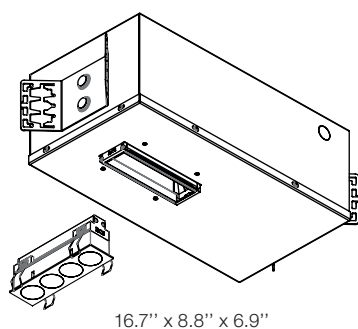
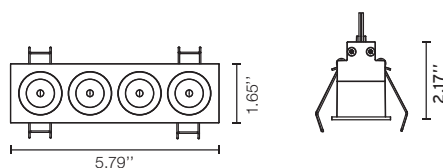
Electrical & Control

Driver Input Voltage	120-277V
Control	Standard 0-10V dimming 1% linear
Driver	Integral - Housing
Current	900mA

Performance

Delivered Lumens	up to 841 lm / up to 859 lm
Efficacy	up to 78 lm/W

Dimensions



Notes

Black reflector provides the greatest comfort level

Integral LED board is not field replaceable.

Airtight Listed housing for new construction only.

CCEA, Chicago Plenum standard 0-10V dimmable. Consult with factory for ELV option.

IC-rated downlight for direct insulation contact.

3500K and other CCT available but not cataloged. Consult factory for additional color temperatures.

Certifications



Class 2

Photometrics

For current IES files please visit
arch.flosusa.com

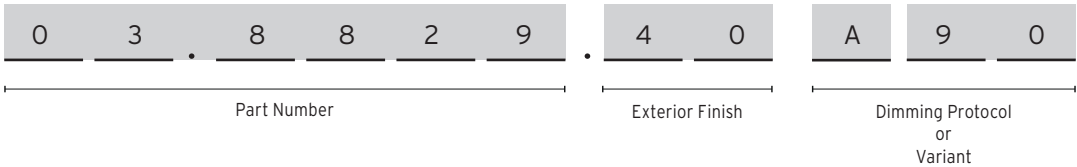
Warranty

2 years from date of sale.

Light Shadow Fixed, Trim 4L IC Rated / Airtight

Ceiling Recessed Fixed Downlight.

How to specify



How to Specify ex. 03.8829.40A90

CCT	CRI	Initial Lumens	Watts	Beam Angle	Part Number	Exterior Finish	Interior Finish	Variant
2700	90	1026	11	10°	03.8829	<div><div></div> 40 = White</div> <div><div></div> 14 = Black</div>	<div><div></div> Black</div>	A90 : CCEA. Housing is required.
					03.8828		<div><div></div> White</div>	
					05.1100		<div><div></div> Copper</div>	
					05.1101		<div><div></div> Steel</div>	
					05.1102		<div><div></div> Bronze</div>	
3000	90	1054	11		03.8833	<div><div></div> 40 = White</div> <div><div></div> 14 = Black</div>	<div><div></div> Black</div>	
					03.8832		<div><div></div> White</div>	
					05.1105		<div><div></div> Copper</div>	
					05.1106		<div><div></div> Steel</div>	
					05.1107		<div><div></div> Bronze</div>	
2700	90	1026	11	22°	03.9121	<div><div></div> 40 = White</div> <div><div></div> 14 = Black</div>	<div><div></div> Black</div>	
					03.9120		<div><div></div> White</div>	
					05.1110		<div><div></div> Copper</div>	
					05.1111		<div><div></div> Steel</div>	
					05.1112		<div><div></div> Bronze</div>	
3000	90	1054	11		03.9131	<div><div></div> 40 = White</div> <div><div></div> 14 = Black</div>	<div><div></div> Black</div>	
					03.9130		<div><div></div> White</div>	
					05.1115		<div><div></div> Copper</div>	
					05.1116		<div><div></div> Steel</div>	
					05.1117		<div><div></div> Bronze</div>	

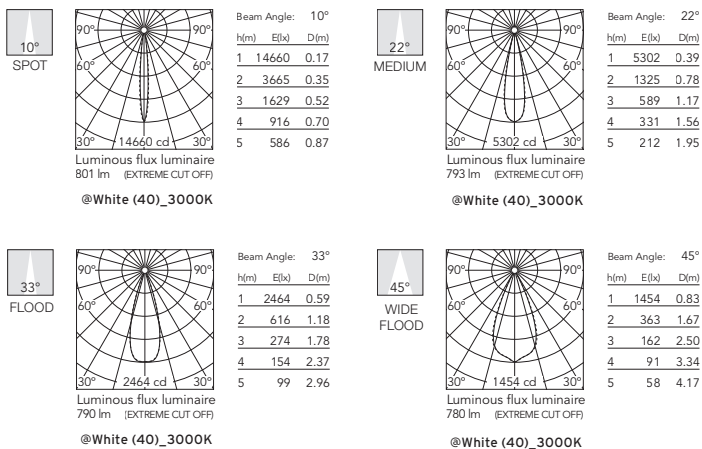
Light Shadow Fixed, Trim 4L IC Rated / Airtight

Ceiling Recessed Adjustable Downlight.

How to Specify ex. 03.9126.40A90

CCT	CRI	Initial Lumens	Watts	Beam Angle	Part Number	Exterior Finish	Interior Finish	Variant
2700	90	1026	11	33°	03.9126	40 = White 14 = Black	Black	A90 : CCEA. Housing is required.
					03.9125		White	
					05.1120		Copper	
					05.1121		Steel	
					05.1122		Bronze	
3000	90	1054	11	33°	03.9136	40 = White 14 = Black	Black	
					03.9135		White	
					05.1125		Copper	
					05.1126		Steel	
					05.1127		Bronze	
2700	90	1026	11	45°	03.8309	40 = White 14 = Black	Black	
					03.8308		White	
					05.1130		Copper	
					05.1131		Steel	
					05.1132		Bronze	
3000	90	1054	11	45°	03.8313	40 = White 14 = Black	Black	
					03.8312		White	
					05.1135		Copper	
					05.1136		Steel	
					05.1137		Bronze	

Photometrics



Light Shadow Fixed, Trim 4L IC Rated / Airtight

Ceiling Recessed Fixed Downlight.

Required Mounting Accessories

Light Shadow 4L fixed Airtight Housing for New construction, Integral 0-10V dimmable driver. CCEA Chicago Plenum		1 male, 1 female hanger bar Extendable from 14" to 24" centers. Qty required for housing is 2. Part number listed below is a Set of 2
Part Number: 08.7065.00A90		Part Number: 08.1201.00.UL
