

Light Shadow Adjustable, Trim 4L

NON-IC Ceiling Recessed Adjustable Downlight.



Description

Flos introduces Light Shadow, a revolution in low-glare lighting. A patented and unique optical solution in this new family reaches extreme cut off angles without sacrificing efficiency. The optics have been designed exclusively by FLOS and guarantee maximum control and uniformity of the beam. Light Shadow is a downlight that can be perfectly incorporated into any architecture because of its extraordinary compact size that allows the integration even when there is a minimum space. The collection is available in 2/4/8/or 12 spots, trimmed or trimless, and fixed or adjustable. It can be mounted in a continuous row. The Light Shadow 4 spot is also available as a light element for Running Magnet 2.0.


Lamp

Lamp Type	LED
Wattage	10.8W
Initial Lumens	1080lm, 1140lm
Color Temperature	2700K, 3000K, 3500K* (See Notes)
Color rendering	CRI 90

Optical

Beam Angle	10°/ 22°/ 33°/ 45°
Lighting Type	Direct
Light Distribution	Symmetric

Physical

Material	Aluminum
Aiming	Adjustable 30° 
Weight	Fixture: 0.75 Pounds
Ingress Protection Rating	IP20


Finishes:

Exterior:
☐ 40 White ☐ 14 Black

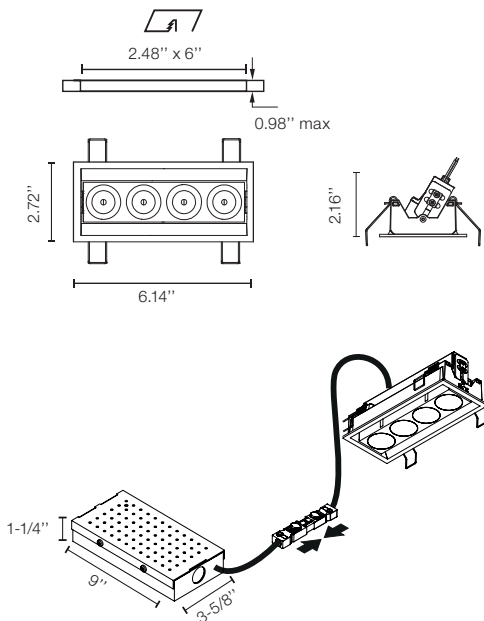


Interior:

☐ White ☐ Black ☐ Copper ☐ Steel
☐ Bronze



Dimensions



Certifications



Photometrics

For current IES files please visit
arch.flosusa.com

Warranty

2 years from date of sale.

Installation type	Ceiling Recessed - Non IC
Environment	Indoor
Minimum Plenum height	6"
Maximum Ceiling thickness	0.98"

Light Shadow Adjustable, Trim 4L

NON-IC Ceiling Recessed Adjustable Downlight.



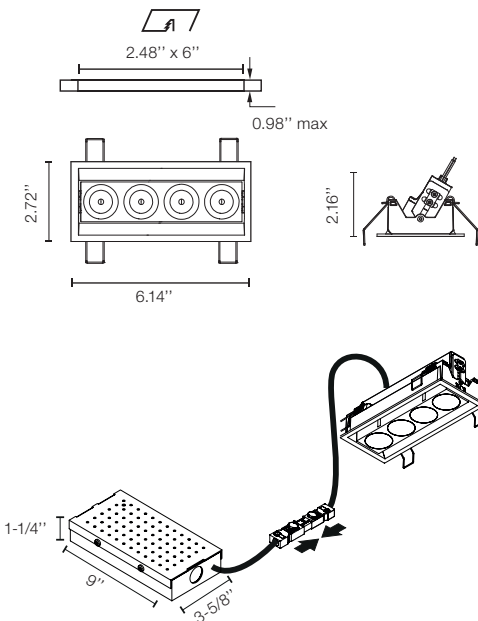
Electrical & Control

Driver Input Voltage	120V or 277V (depending on Selected Splice Box)
Control	0-10V and ELV
Driver	Integral - Splice Box
Current	900mA

Performance

Delivered Lumens	From 719lm To 804lm
Efficacy	74.4lm/W

Dimensions



Notes

Black reflector provides the greatest comfort level

Integral LED board is not field replaceable.

Splice Box is installed from below

Non IC rated luminaire

Splice Box required has to be ordered separately always from FLOS. 3 Standard Options:

- 0-10V Dimming 120V
- 0-10V Dimming 277V
- ELV Dimming 120V

3500K and other CCT available but not cataloged. Consult factory for additional color temperatures.

Certifications



Photometrics

For current IES files please visit
arch.flosusa.com

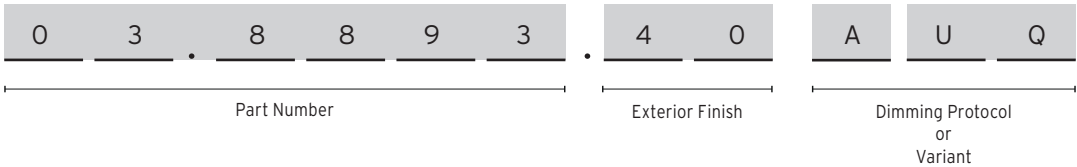
Warranty

2 years from date of sale.

Light Shadow Adjustable, Trim 4L

NON-IC Ceiling Recessed Adjustable Downlight.

How to specify



How to Specify ex. 03.8893.40AUQ

CCT	CRI	Initial Lumens	Watts	Beam Angle	Part Number	Exterior Finish	Interior Finish	Variant
2700	90	1080	10,8	10°	03.8893	<div>40 = White</div> <div>14 = Black</div>	Black	AUQ = US product. Splice Box* not included. *Has to be Always supply by FLOS
					03.8892		White	
					05.1500		Copper	
					05.1501		Steel	
					05.1502		Bronze	
3000	90	1140	10,8	10°	03.8897	<div>40 = White</div> <div>14 = Black</div>	Black	
					03.8896		White	
					05.1505		Copper	
					05.1506		Steel	
					05.1507		Bronze	
2700	90	1080	10,8	22°	03.9321	<div>40 = White</div> <div>14 = Black</div>	Black	
					03.9320		White	
					05.1510		Copper	
					05.1511		Steel	
					05.1512		Bronze	
3000	90	1140	10,8	22°	03.9331	<div>40 = White</div> <div>14 = Black</div>	Black	
					03.9330		White	
					05.1515		Copper	
					05.1516		Steel	
					05.1517		Bronze	

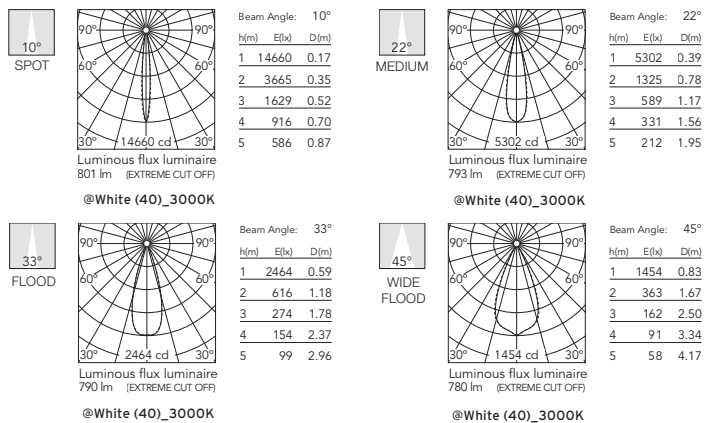
Light Shadow Adjustable, Trim 4L

NON-IC Ceiling Recessed Adjustable Downlight.

How to Specify ex. 03.9326.40AUQ

CCT	CRI	Initial Lumens	Watts	Beam Angle	Part Number	Exterior Finish	Interior Finish	Variant
2700	90	1080	10,8	33°	03.9326	<div> <div>40 = White</div> <div>14 = Black</div> </div>	Black	AUQ = US product. Splice Box* not included. *Has to be Always supply by FLOS
					03.9325		White	
					05.1520		Copper	
					05.1521		Steel	
					05.1522		Bronze	
3000	90	1140	10,8	33°	03.9336	<div> <div>40 = White</div> <div>14 = Black</div> </div>	Black	
					03.9335		White	
					05.1525		Copper	
					05.1526		Steel	
					05.1527		Bronze	
2700	90	1080	10,8	45°	03.7309	<div> <div>40 = White</div> <div>14 = Black</div> </div>	Black	
					03.7308		White	
					05.1530		Copper	
					05.1531		Steel	
					05.1532		Bronze	
3000	90	1140	10,8	45°	03.7313	<div> <div>40 = White</div> <div>14 = Black</div> </div>	Black	
					03.7312		White	
					05.1535		Copper	
					05.1536		Steel	
					05.1537		Bronze	

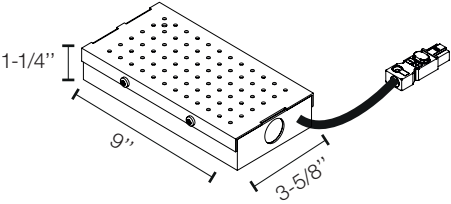
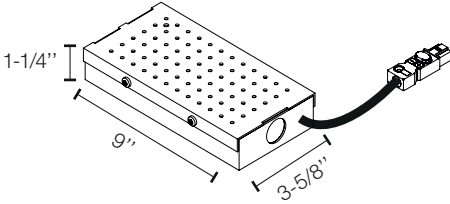
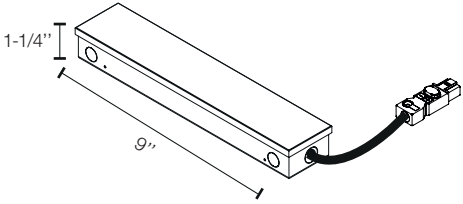
Photometrics



Light Shadow Adjustable, Trim 4L

NON-IC Ceiling Recessed Adjustable Downlight.

Required Accessories

Splice Box 25W, 1% dim, 0-10V, 120V. Size: 9" x 3.59" x 1.25"	Splice Box 25W, 1% dim, 0-10V, 277V. Size: 9" x 3.59" x 1.25"	Splice Box 20W, 20% dim, ELV, 120V. Size: 9" x 2.22" x 1.25"
SP25W900MA-120-A01	SP25W900MA-277-A01	SP20W900MA-ELV-C01
		

Tray - Optional Accessories

Registration tray -non electrical, place holder for non IC new construction, 6.04" x 2.48"
TRAY-0037
